

May 28, 2024.

To,
Corporate Service Department
The Bombay Stock Exchange limited
P. J. Towers, 1st Floor,
Dalal Street,
Mumbai 400 001
Scrip Code : 532759

To,
Corporate Service Department
National Stock Exchange of India Ltd.
Exchange Plaza,
Bandra-Kurla Complex,
Bandra (E)
Mumbai - 400 051.
Trading Symbol : ATLANTAA

Subject: Clarification letter regarding financial results of Atlantaa Limited declared on May 25, 2024.

Respected Sir/Madam,

This is with reference to the results of Atlantaa Limited declared on May 25, 2024.

In terms of Regulation 30 read with Regulation 33 and other applicable provisions of the Securities and Exchange Board of India (SEBI) (Listing Obligations and Disclosure Requirements) Regulations, 2015 (SEBI Listing Regulations), we wish to inform all of our stakeholders that there were few clerical errors in the consolidated financial result for the year ended March 31,2024, which has been uploaded or submitted by the Company on May 25, 2024. The company is giving public announcement for their stakeholders by uploading corrected financial results along with the list of clerical errors which has been shared by statutory auditor of the Company.

Thanking You,

Yours faithfully

FOR ATLANTAA LIMITED

Sd/-

MR. RAJHOO A BBAROT

CHAIRMAN

DIN : 00038219

Encl -

- 1. Clarification letter from Statutory Auditor.**
- 2. Financial results along with Auditor's report.**

SURESH C. MANIAR & CO.
CHARTERED ACCOUNTANTS

KAMLESH V. SHETH B.Com. (Hons), F.C.A.
9820121952 (M)

MEHUL S. MANIAR B. Com. ACA, DISA
9892089001 (M)

C/305, Eastern Court,
Parleshwar Road,
Opp. Vile Parle Station (East),
Vile Parle (East),
Mumbai – 400 057.

Email : scmcoca@gmail.com
scmcoca@rediffmail.com

Date: May 27, 2024.

To,
Corporate Service Department
The Bombay Stock Exchange limited
P. J. Towers, 1st Floor,
Dalal Street,
Mumbai 400 001
Scrip Code : 532759

To,
Corporate Service Department
National Stock Exchange of India Ltd.
Exchange Plaza,
Bandra-Kurla Complex, Bandra (E)
Mumbai - 400 051.
Trading Symbol : ATLANTAA

Dear Sir(s)/ Madam,

Subject: Clarification regarding Financial Results of Atlantaa Ltd declared on May 25, 2024.

Respected Sir/Madam,

This is with reference to the results of Atlantaa Limited declared on May 25, 2024.

There are following linkage errors between the Consolidated Audited Accounts of Atlantaa Limited and one pager Financial Results for the Quarter and Year ended on March 31, 2024:

1. Provision for Diminution in value of Investments in subsidiaries amounting to Rs.5491.49 Lakhs under the head "Expenses" in the consolidated financial results.
2. Reversal of MAT Credit amounting to Rs. 1596.22 Lakhs under the head "Tax Expenses" in the consolidated financial results.
3. Non-current borrowings of Rs. 600 Lakhs was linked with Other Non-current Assets in the consolidated Assets and Liabilities statement.

This is issued for the clarifications.

FOR SURESH C. MANIAR & CO.
CHARTERED ACCOUNTANTS
FIRM REG NO. 0110663W

Sheth Kamlesh
Vinaychandra

Digitally signed by Sheth
Kamlesh Vinaychandra
Date: 2024.05.27
17:05:12 +05'30'

K.V.SHETH
PARTNER
M. NO. 030063

PLACE : MUMBAI
DATED : 27th May, 2024

ATLANTAA LIMITED

Regd Office: 501, Supreme Chambers, Veera Desai Road, Andheri (West), Mumbai - 400 053, INDIA. e.l.: +91-22-2832 2715, Email: mail@atlantainfra.com, Website: www.atlantainfra.com

STATEMENT OF STANDALONE & CONSOLIDATED AUDITED FINANCIAL RESULTS FOR THE QUARTER & YEAR ENDED ON MARCH 31, 2024

(Rs. In Lakhs)

Sr.	Particulars	Standalone					Consolidated				
		Quarter ended			Year ended		Quarter ended			Year ended	
		31-Mar-24 (Audited)	31-Dec-23 (Unaudited)	31-Mar-23 (Audited)	31-Mar-24 (Audited)	31-Mar-23 (Audited)	31-Mar-24 (Audited)	31-Dec-23 (Unaudited)	31-Mar-23 (Audited)	31-Mar-24 (Audited)	31-Mar-23 (Audited)
1	Revenue										
	(a) Revenue from operations	8,053.60	162.07	340.80	8,852.13	1,405.80	9,137.15	1,456.75	387.07	13,276.88	5,165.10
	(b) Other income	203.04	248.06	102.36	765.29	388.41	887.49	204.66	211.06	1,609.44	813.09
	Total revenue	8,256.64	410.13	443.16	9,617.41	1,794.22	10,024.64	1,661.40	598.13	14,886.32	5,978.19
2	Expenses										
	(a) Cost of materials consumed	535.19	122.71	524.76	1,021.59	1,347.72	575.05	147.56	538.88	1,123.94	1,621.80
	(b) Changes in inventories of finished goods work-in-progress and stock-in-trade	-	-	-	-	-	-	-	-	-	-
	(c) Employee benefits expense	106.65	86.32	42.27	348.54	657.59	125.37	107.27	62.14	427.07	749.17
	(d) Finance cost	46.14	40.54	26.61	132.34	458.46	128.03	138.41	62.55	444.15	611.85
	(e) Depreciation and amortisation expense	81.28	33.88	52.13	209.44	158.03	923.75	876.34	1,027.36	3,579.29	3,088.77
	(f) Other expenses	197.79	119.60	120.12	504.46	443.44	249.50	151.11	193.07	910.47	827.25
	(g) Provision for Diminution in the value of investment in subsidiaries	-	-	-	-	-	5,491.49	-	-	5,491.49	-
	Total expenses	967.05	403.05	765.89	2,216.37	3,065.24	7,493.19	1,420.70	1,884.00	11,976.41	6,898.84
3	Profit/ (Loss) from operations before tax (1-2)	7,289.58	7.09	(322.73)	7,401.04	(1,271.02)	2,531.45	240.71	(1,285.87)	2,909.91	(920.65)
4	Exceptional items										
	Exceptional income (Ref. Note No. 5)	-	-	-	-	-	15,259.44	-	-	46,370.77	-
5	Profit/(loss) before tax (3-4)	7,289.58	7.09	(322.73)	7,401.04	(1,271.02)	17,790.89	240.71	(1,285.87)	49,280.68	(920.65)
6	Tax expenses										
	(a) Current tax	-	-	-	-	-	-	-	-	-	-
	(b) Deferred tax	897.98	-	-	897.98	-	897.98	-	-	897.98	-
	(c) Reversal of Mat Credit	1,596.22	-	-	1,596.22	-	1,596.22	-	-	1,596.22	-
	(d) Prior period tax	-	-	1,907.95	-	1,907.95	-	-	2,319.35	-	2,319.35
	Total tax expenses	2,494.21	-	1,907.95	2,494.21	1,907.95	2,494.21	-	2,319.35	2,494.21	2,319.35
7	Profit/ (Loss) for the period (5-6)	4,795.38	7.09	(2,230.68)	4,906.83	(3,178.97)	15,296.69	240.71	(3,605.21)	46,786.47	(3,240.00)
8	Other comprehensive income/(Loss), net of income tax										
	(i) Items that will not be reclassified to profit or loss	(10.72)	-	(16.92)	(10.72)	(16.92)	(10.72)	-	(16.92)	(10.72)	(16.92)
	Total other comprehensive income/(Loss)	(10.72)	-	(16.92)	(10.72)	(16.92)	(10.72)	-	(16.92)	(10.72)	(16.92)
9	Total comprehensive income/(loss) for the period (7-8)	4,784.66	7.09	(2,247.60)	4,896.12	(3,195.89)	15,285.97	240.71	(3,622.13)	46,775.75	(3,256.92)
10	Attributable to Non-controlling interests	-	-	-	-	-	8.47	0.34	(0.51)	94.22	0.70
11	Total comprehensive income/(loss) for the period (9-10)	4,784.66	7.09	(2,247.60)	4,896.12	(3,195.89)	15,277.50	240.37	(3,621.63)	46,681.54	(3,257.62)
12	Paid-up equity share capital (Face value Rs. 2/- per share)	1,630.00	1,630.00	1,630.00	1,630.00	1,630.00	1,630.00	1,630.00	1,630.00	1,630.00	1,630.00
13	Earnings per equity share (Face value Rs. 2/- per share)										
	(1) Basic (in Rs.)	5.88	0.01	(2.74)	6.02	(3.90)	18.77	0.30	(4.42)	57.41	(3.98)
	(2) Diluted (in Rs.)	5.88	0.01	(2.74)	6.02	(3.90)	18.77	0.30	(4.42)	57.41	(3.98)

release - 

Notes:

1. The above Results were reviewed by the Audit Committee and were thereafter approved by the Board of Director at their meetings held on May 25, 2024.
2. The Statutory Auditors have issued report with unmodified opinion on these financial results. This statement has been prepared in accordance with the Companies (Indian Accounting Standards) Rules, 2015 (Ind AS) prescribed under Section 133 of the Companies Act, 2013 and other recognized accounting practices and policies to the extent applicable.
3. The standalone figure for the quarter ended March 31, 2024 and the corresponding quarter ended in the previous year as reported in these financial results are the balancing figures between audited figures in respect of the full financial year and the published year to date figure up to the end of the third quarter of the relevant financial year. Also, the figures up to the end of the third quarter had only been reviewed and not subject to audit.
4. Revenue from operation includes Rs.7,653.95 Lakhs received from NHAI under Vivad se Vishwas II Scheme with respect to awards in respect of the contract for the Segment of Lucknow By- pass Connecting NH-25 & NH-28 via NH-56 passing through Lucknow city and the contract for Widening to 4/6 lanes and strengthening of existing two lanes carriageway of NH-5 in the State of Orissa from km.387.700 to km.414.000 (Khurda to Bhubaneswar) - Contract Package OR-1”.
5. During the year, under the One Time Settlement Scheme (Scheme), the Subsidiary Atlanta Infra Assets Limited and Step-down Subsidiary Company Mora Tollways Limited have discharged the Term Loan liabilities of certain Consortium Bankers under the scheme and the settlement benefit/waiver of loan liabilities of Rs. 46,370.77 Lakhs has been disclosed as “Exceptional income” in the Statement of Consolidated Income and Expenditure Account of the period.
6. The Company operates in a single business and geographical segment which is contracting activities i.e. construction and development of Infrastructure in India. Accordingly, no separate disclosures of segment information have been made.
7. The figures for previous period have been regrouped and rearranged wherever necessary to facilitate comparison.

Place: Mumbai
Date: May 25, 2024



For Atlantaa Limited


Rajhoo Bharot
Chairman

Statement of Standalone & consolidated Audited Assets and Liabilities as at March 31, 2024

(Rs. in Lakhs)

Particulars	Standalone		Consolidated	
	As at March 31, 2024	As at March 31, 2023	As at March 31, 2024	As at March 31, 2023
	Audited	Audited	Audited	Audited
ASSETS				
Non-Current Assets				
Property, plant and equipment	936.05	931.78	1,008.53	1,008.30
Right of use property	105.48	228.50	105.48	228.50
Other intangible assets	-	-	9,533.74	12,912.70
Capital work-in-progress	-	69.49	-	69.49
Investment property	2,230.46	2,250.13	2,230.46	2,250.13
Financial Assets				
Investments	32.07	16.59	38.07	22.59
Trade receivables	2,760.98	2,762.80	9,820.35	9,820.35
Others financial assets	202.57	203.86	203.41	205.11
Deferred tax assets	92.74	2,586.95	92.74	2,586.95
Income Tax asset (net)	303.50	74.80	307.68	78.29
Other non-current assets	4,152.09	73.09	44.17	73.09
Sub total - Non-Current assets	10,815.95	9,197.98	23,384.65	29,255.49
Current assets				
Inventories	5,680.93	5,204.79	5,680.93	5,204.79
Financial assets				
Trade receivables	8,347.55	745.64	12,685.50	5,082.79
Cash and cash equivalents	150.33	4,956.88	1,008.46	5,821.89
Bank balances other than (ii) above	4,066.33	3,004.38	4,066.33	3,004.38
Loans	-	-	-	-
Other financial assets	24.96	32.90	24.96	32.90
Other current assets	164.47	175.29	185.94	3,424.16
Sub total - Current assets	18,434.57	14,119.88	23,652.13	22,570.90
TOTAL ASSETS	29,250.52	23,317.86	47,036.77	51,826.38
EQUITY AND LIABILITIES				
Equity				
Equity share capital	1,630.00	1,630.00	1,630.00	1,630.00
Other equity	25,502.37	20,606.26	14,149.17	(40,089.24)
Non -Controlling Interest	-	-	167.79	73.58
Total Equity	27,132.37	22,236.26	15,946.96	(38,385.66)
LIABILITIES				
Non-current liabilities				
Financial liabilities				
Borrowings	1,402.83	6.67	1,402.83	1,902.67
Lease liability	67.79	197.92	67.79	197.92
Trade payables	-	-	-	-
Other financial liabilities	18.39	18.40	1,431.56	1,837.29
Provisions	18.59	45.15	3,015.03	4,919.50
Deferred tax liabilities (net)	-	-	-	-
Sub total Non-current liabilities	1,507.60	268.14	5,917.21	8,857.38
Current liabilities				
Financial liabilities				
Borrowings	-	-	23,200.19	79,771.58
Lease liability	83.12	83.05	83.12	83.05
Trade payables:				
Due to micro enterprises and small enterprises	61.39	-	61.39	-
Due to others	220.32	528.62	953.55	1,247.11
Other financial liabilities	0.88	0.89	607.42	39.49
Employee benefit obligation	2.33	4.78	2.33	4.78
Other current liabilities	100.37	97.79	122.46	110.32
Current tax liabilities (net)	-	-	-	-
Provisions	142.14	98.34	142.14	98.34
Sub total Current liabilities	610.55	813.46	25,172.60	81,354.67
TOTAL EQUITY AND LIABILITIES	29,250.52	23,317.86	47,036.77	51,826.38



Atlanta Limited

Statement of standalone Cash Flows for the period ended March 31, 2024

(Rs.in Lakhs)

Sl.No.	Particulars	March 31, 2024	March 31, 2023
A.	CASH FLOW FROM OPERATING ACTIVITIES		
	Net Profit/(Loss) before Tax	7,401.04	(1,271.02)
	<u>Non cash adjustments to reconcile profit before tax to net cash flows :</u>		
	Depreciation	209.44	158.03
	Interest expenses	132.34	458.46
	Provision for Gratuity	14.14	-
	Interest income	(645.95)	(271.79)
	Profit/(-) Loss on Sale of Fixed Assets	(8.52)	-
	OPERATING PROFIT BEFORE WORKING CAPITAL CHANGES	7,102.49	(926.33)
	<u>Movements in working capital :</u>		
	(Increase)/decrease in current investment	-	-
	(Increase)/decrease in current trade receivables	(7,601.91)	4,164.07
	(Increase)/decrease in non current trade receivables	1.82	2,252.06
	(Increase)/decrease in non current lease liability	(75.05)	119.47
	(Increase)/decrease in Long term financial liability	(0.01)	5.38
	(Increase)/decrease in Inventories	(476.14)	(273.55)
	(Increase)/decrease in other non current assets	(4,079.00)	(67.80)
	(Increase)/decrease in other financial non current assets	1.29	(190.84)
	(Increase)/decrease in other financial current assets	7.94	(18.93)
	(Increase)/decrease in other current assets	10.83	682.88
	Increase/(decrease) in trade payables	(246.91)	(180.98)
	(Increase)/decrease in current lease liability	0.07	56.72
	Increase/(decrease) in other current liabilities	2.57	(16.64)
	(Increase)/decrease in Short term financial liability	(0.01)	(0.75)
	Increase/(decrease) in bank margin & interest thereon	(1,061.96)	1,802.18
	Long Term Provisions	(51.41)	23.53
	Short Term Provisions	43.81	(15.03)
	Employee benefit obligation	(2.45)	0.95
	CASH GENERATED FROM OPERATIONS	(6,424.03)	7,416.40
	Direct taxes paid (net of refunds)	(228.70)	(1,344.22)
	CASH FROM OPERATING ACTIVITIES	(6,652.73)	6,072.18
B.	CASH FLOW FROM INVESTING ACTIVITIES		
	Purchase of fixed assets	(415.82)	(30.77)
	Additions in Right of use	-	(180.83)
	Increase/(decrease) in Capital work in progress	(69.49)	-
	Sale of Fixed assets	437.21	-
	Purchase of investment	(15.48)	5.03
	Interest received	645.95	271.79
	Proceeds / (Payment) of Fixed deposits	-	-
	NET CASH FROM INVESTING ACTIVITIES	582.36	65.23
C.	CASH FROM FINANCING ACTIVITIES		
	Proceeds/(payment) of share allotment/application money	1,396.16	(1,337.43)
	Proceeds/(payment) of long term borrowings	(132.34)	(458.46)
	Interest paid	-	-
	NET CASH FROM FINANCING ACTIVITIES	1,263.82	(1,795.89)
	NET INCREASE/(DECREASE) IN CASH & CASH EQUIVALENTS	(4,806.55)	4,341.52
	Cash & cash equivalents at start of the year	4,956.88	615.36
	Cash & cash equivalents at close of the year	150.33	4,956.88
	Components of cash and bank balances		
	Cash and cash equivalents		
	Cash on hand	15.67	27.40
	In current account with Deposit	134.66	4,929.48
	Total cash and bank balances	150.33	4,956.88
	Summary of significant accounting policies - 1 to 2		
	Notes on financial statements- 3 to 20		

Cash flows are reported using the indirect method, whereby profit for the period is adjusted for the effects of transactions of a non-cash nature, any deferrals or accruals of past or future operating cash receipts or payments and item of income or expenses associated with investing or financing cash flows. The cash flows from operating, investing and financing activities of the Company are segregated. The Company considers all highly liquid investments that are readily convertible to known amounts of cash to be cash equivalents.

Relax



Atlantaa Limited
CONSOLIDATED CASH FLOW STATEMENT FOR THE YERA ENDED ON MARCH 31, 2024

(Amount in Lakhs)

Sl.No.	Particulars	March 31, 2024	March 31, 2023
A.	CASH FLOW FROM OPERATING ACTIVITIES		
	Net Profit/(Loss) before Tax	49,280.68	(920.65)
	Non cash adjustments to reconcile profit before tax to net cash flows :		
	Depreciation	3,579.29	3,088.77
	Interest expenses	444.15	611.85
	OTS Gain	(46,370.77)	
	Interest income	(383.61)	(292.26)
	Provision for Gratuity	14.14	
	Profit/(-) Loss on Sale of Fixed Assets	(7.89)	
	Provision for Diminishing Value of Investment	5,491.49	
	Finance income against Corporate Grt.Obligation	(405.32)	
	Provision written back	(700.00)	
	OPERATING PROFIT BEFORE WORKING CAPITAL CHANGES	10,942.16	2,487.71
	Movements in working capital :		
	(Increase)/decrease in current trade receivables	(7,602.71)	6,004.60
	(Increase)/decrease in non current trade receivables	(4.52)	
	(Increase)/decrease in non current lease liability	(75.05)	119.47
	(Increase)/decrease in Long term financial liability	(0.30)	1,824.26
	(Increase)/decrease in Long term liability	(2,344.91)	
	(Increase)/decrease in Inventories	(476.14)	(273.55)
	(Increase)/decrease in other non current assets	(4,079.00)	(67.80)
	(Increase)/decrease in other financial non current assets	1.29	(191.63)
	(Increase)/decrease in other financial current assets	7.94	(18.93)
	(Increase)/decrease in other current assets	7.68	(2,536.94)
	Increase/(decrease) in trade payables	(243.24)	(212.78)
	(Increase)/decrease in current lease liability	0.07	56.72
	Increase/(decrease) in other current liabilities	638.39	(5.51)
	(Increase)/decrease in Short term financial liability	(0.01)	31.36
	Increase/(decrease) in bank margin & interest thereon	(1,061.96)	1,802.18
	Long Term Provisions	(51.41)	23.53
	Short Term Provisions	43.81	(15.03)
	Employee benefit obligation	(2.45)	0.95
	Consolidation adjustment		(3,107.19)
	CASH GENERATED FROM OPERATIONS	(4,300.36)	5,921.43
	Direct taxes paid (net of refunds)	(229.40)	(1,346.83)
	CASH FROM OPERATING ACTIVITIES	(4,529.76)	4,574.60
B	CASH FLOW FROM INVESTING ACTIVITIES		
	Investment/(Reduction) in Intangible Assets		(15.90)
	Purchase/Sale of investment	(15.48)	5.03
	Purchase of fixed assets	(415.82)	(30.77)
	Additions in Right of use		(180.83)
	Increase/(decrease) in Capital work in progress	(69.49)	
	Interest received	646.03	292.26
	Proceeds from sale of fixed assets	437.21	
	NET CASH FROM INVESTING ACTIVITIES	582.44	69.79
C	CASH FROM FINANCING ACTIVITIES		
	Proceeds/(payment) of long term borrowings	(920.92)	(2,297.43)
	Proceeds/(payment) of short term borrowings	(138.62)	2,810.00
	Proceeds/(Payment) Of other financial liabilities	900.00	
	Interest paid	(706.57)	(611.85)
	NET CASH FROM FINANCING ACTIVITIES	(866.11)	(99.28)
	Net increase/(decrease) in cash & cash equivalents	(4,813.42)	4,545.12
	Cash & cash equivalents at start of the year	5,821.89	1,276.77
	Cash & cash equivalents at close of the year	1,008.46	5,821.89
	Components of cash and bank balances		
	Cash and cash equivalents		
	Cash on hand	46.61	59.56
	In current account	961.86	5,762.33
	Total cash and bank balances	1,008.46	5,821.89

Cash flows are reported using the indirect method, whereby profit for the period is adjusted for the effects of transactions of a non-cash nature, any deferrals or accruals of past or future operating cash receipts or payments and item of income or expenses associated with investing or financing cash flows. The cash flows from operating, investing and financing activities of the Company are segregated. The Company considers all highly liquid investments that are readily convertible to known amounts of cash to be cash equivalents.

Mumbai



ATLANTAA LIMITED
EXTRACT OF AUDITED FINANCIAL RESULTS FOR THE QUARTER & YEAR ENDED ON MARCH 31, 2024

(Rs.In Lakhs)

Sl.No.	Particulars	Standalone					Consolidated				
		Quarter ended		Year ended			Quarter ended		Year ended		
		31-Mar-24 (Audited)	31-Dec-23 (Unaudited)	31-Mar-23 (Audited)	31-Mar-24 (Audited)	31-Mar-23 (Audited)	31-Mar-24 (Audited)	31-Dec-23 (Unaudited)	31-Mar-23 (Audited)	31-Mar-24 (Audited)	31-Mar-23 (Audited)
1	Total Income from Operations (Net)	8,256.64	410.13	443.16	9,617.41	1,794.22	10,024.64	1,661.40	598.13	14,886.32	5,978.19
2	Net Profit/(Loss) for the period (before tax, Exceptional and /or Extraordinary Items)	7,289.58	7.09	(322.73)	7,401.04	(1,271.02)	2,531.45	240.71	(1,285.87)	2,909.91	(920.65)
3	Net Profit/(Loss) for the period before tax (after Exceptional and /or Extraordinary Items)	7,289.58	7.09	(322.73)	7,401.04	(1,271.02)	17,790.89	240.71	(1,285.87)	49,280.68	(920.65)
4	Net Profit/(Loss) for the period after tax (after Exceptional and /or Extraordinary Items)	4,795.38	7.09	(2,230.68)	4,906.83	(3,178.97)	15,296.69	240.71	(3,605.21)	46,786.47	(3,240.00)
5	Total Comprehensive Income for the period (Comprising Profit/(Loss) for the period (after tax) and Other Comprehensive Income (after tax)	4,784.66	7.09	(2,247.60)	4,896.12	(3,195.89)	15,285.97	240.71	(3,622.13)	46,775.75	(3,256.92)
6	Equity share capital	1,630.00	1,630.00	1,630.00	1,630.00	1,630.00	1,630.00	1,630.00	1,630.00	1,630.00	1,630.00
7	Reserves (excluding Revaluation Reserve)as shown in the Balance Sheet of the previous year ended March 31, 2023	-	-	-	-	20,606.26	-	-	-	-	(40,015.66)
8	Earnings Per Share in Rupees (before extraordinary items) (of Rs.2/- each) Basic and Diluted:	5.88	0.01	(2.74)	6.02	(3.90)	18.77	0.30	(4.42)	57.41	(3.98)
9	Earnings Per Share in Rupees (after extraordinary items) (of Rs. 2/- each) Basic and Diluted :	5.88	0.01	(2.74)	6.02	(3.90)	18.77	0.30	(4.42)	57.41	(3.98)

Notes:

- The above is an extract of detailed format of the audited financial results for the the quarter and year ended on 31st March, 2024 filed with the Stock Exchanges under Regulation 33 of the SEBI (Listing Obligations and Disclosure Requirements) Regulations, 2015. The full format for the quarter and year ended audited financial results is available on the Stock Exchanges websites. (www.bseindia.com & www.nseindia.com) and also on the Company's website namely www.atlantalimited.in
- The audited financial results have been reviewed by the Audit Committee and approved by the Board of Directors at the meeting held on May 25,2024.

For Atlantaa Limited


Rajhoo Bbarot
Chairman



Place: Mumbai
Date: May 25,2024

SURESH C. MANIAR & CO.
CHARTERED ACCOUNTANTS

KAMLESH V. SHETH B.Com. (Hons), F.C.A.
9820121952 (M)

MEHUL S. MANIAR B. Com. ACA, DISA
9892089001 (M)

C/305, Eastern Court,
Parleshwar Road,
Opp. Vile Parle Station (East),
Vile Parle (East),
Mumbai – 400 057.

Email : scmcoca@gmail.com
scmcoca@rediffmail.com

INDEPENDENT AUDITOR'S REPORT

To
The Board of Directors
ATLANTAA LIMITED

Report on the Audit of the Standalone Financial Results

Opinion

We have audited the accompanying statement of Standalone financial results of ATLANTAA LIMITED for the quarter and year ended 31st March, 2024 attached herewith, being submitted by the company pursuant to the requirement of Regulation 33 of the SEBI (Listing Obligations and Disclosure Requirements) Regulations, 2015, as amended ("Listing Regulations")

In our opinion and to the best of our information and according to the explanations given to us these financial results:

- (i) are presented in accordance with the requirements of Regulation 33 of the SEBI (Listing Obligations and Disclosure Requirements) Regulations, 2015 in this regard; and
- (ii) give a true and fair view in conformity with the recognition and measurement principles laid down in the applicable Indian Accounting Standards and other accounting principles generally accepted in India of the net profit and other comprehensive income and other financial information for the quarter ended as well as for the year ended results for the period from 1.4.2023 to 31.03.2024

Basis for Opinion

We conducted our audit in accordance with the Standards on Auditing (SAs) specified under section 143(10) of the Companies Act, 2013 ("the Act"). Our responsibilities under those Standards are further described in the auditor's responsibilities for the audit of the financial results section of our report. We are independent of the Company in accordance with the code of ethics issued by the Institute of Chartered Accountants of India together with the ethical requirements that are relevant to our audit of the financial statements under the provisions of the Act and the rules thereunder, and we have fulfilled our other ethical responsibilities in accordance with these requirements and the code of ethics. We believe that the audit evidence obtained by us is sufficient and appropriate to provide a basis for our opinion.



SURESH C. MANIAR & CO.
CHARTERED ACCOUNTANTS

KAMLESH V. SHETH B.Com. (Hons), F.C.A.
9820121952 (M)

MEHUL S. MANIAR B. Com. ACA, DISA
9892089001 (M)

C/305, Eastern Court,
Parleshwar Road,
Opp. Vile Parle Station (East),
Vile Parle (East),
Mumbai – 400 057.
Email : scmcoca@gmail.com
scmcoca@rediffmail.com

Management's responsibility for the Standalone Financial Results

These quarterly financial results as well as the year to date standalone financial results have been prepared on the basis of the interim financial results. The Company's Board of Directors are responsible for the preparation of these financial results that give a true and fair view of the net profit/loss and other comprehensive income and other financial information in accordance with the recognition and measurement principles laid down in Indian Accounting Standard 34, 'Interim Financial Reporting' prescribed under Section 133 of the Act read with relevant rules issued thereunder and other Accounting principles generally accepted in India and in compliance with Regulation 33 of the Listing Regulations. This responsibility also includes maintenance of adequate accounting records in accordance with the provisions of the Act for safeguarding of the assets of the Company and for preventing and detecting frauds and other irregularities; selection and application of appropriate accounting policies; making judgments and estimates that are reasonable and prudent; and design, implementation and maintenance of adequate internal financial controls, that were operating effectively for ensuring the accuracy and completeness of the accounting records, relevant to the preparation and presentation of the financial result that give a true and fair view and are free from material misstatement, whether due to fraud or error.

In preparing the financial results, the Board of Directors are responsible for assessing the Company's ability to continue as a going concern, disclosing, as applicable, matters related to going concern and using the going concern basis of accounting unless the Board of Directors either intends to liquidate the Company or to cease operations, or has no realistic alternative but to do so.

The Board of directors are also responsible for overseeing the Company's financial reporting process.

Auditor's responsibilities for the Audit of the Financial Results

Our objectives are to obtain reasonable assurance about whether the financial results as a whole are free from material misstatement, whether due to fraud or error, and to issue an auditor's report that includes our opinion. Reasonable assurance is a high level of assurance, but is not a guarantee that an audit conducted in accordance with SAs will always detect a material misstatement when it exists. Misstatements can arise from fraud or error and are considered material if, individually or in the aggregate, they could reasonably be expected to influence the economic decisions of users taken on the basis of these financial results.

As part of an audit in accordance with SAs, we exercise professional judgment and maintain professional skepticism throughout the audit. We also:



SURESH C. MANIAR & CO.
CHARTERED ACCOUNTANTS

KAMLESH V. SHETH B.Com. (Hons), F.C.A.
9820121952 (M)

MEHUL S. MANIAR B. Com. ACA, DISA
9892089001 (M)

C/305, Eastern Court,
Parleshwar Road,
Opp. Vile Parle Station (East),
Vile Parle (East),
Mumbai – 400 057.

Email : scmcoca@gmail.com
scmcoca@rediffmail.com

- Identify and assess the risks of material misstatement of the financial results, whether due to fraud or error, design and perform audit procedures responsive to those risks, and obtain audit evidence that is sufficient and appropriate to provide a basis for our opinion. The risk of not detecting a material misstatement resulting from fraud is higher than for one resulting from error, as fraud may involve collusion, forgery, intentional omissions, misrepresentations, or the override of internal control.
- Obtain an understanding of internal control relevant to the audit in order to design audit procedures that are appropriate in the circumstances, but not for the purpose of expressing an opinion on the operating effectiveness of the Company's internal control.
- Evaluate the appropriateness of accounting policies used and the reasonableness of accounting estimates and related disclosures made by the Board of Directors.
- Conclude on the appropriateness of Board of Director's use of the going concern basis of accounting and, based on the audit evidence obtained, whether a material uncertainty exists related to events or conditions that may cast significant doubt on the Company's ability to continue as a going concern. If we conclude that a material uncertainty exists, we are required to draw attention in our auditor's report to the related disclosures in the financial results or, if such disclosures are inadequate, to modify our opinion. Our conclusions are based on the audit evidence obtained up to the date of our auditor's report. However, future events or conditions may cause the Company to cease to continue as a going concern.
- Evaluate the overall presentation, structure and content of the financial results, including the disclosures, and whether the financial results represent the underlying transactions and events in a manner that achieves fair presentation.

We communicate with those charged with governance regarding, among other matters, the planned scope and timing of the audit and significant audit findings, including any significant deficiencies in internal control that we identify during our audit.

We also provide those charged with governance with a statement that we have complied with relevant ethical requirements regarding independence, and to communicate with them all relationships and other matters that may reasonably be thought to bear on our independence, and where applicable, related safeguards.



SURESH C. MANIAR & CO.
CHARTERED ACCOUNTANTS

KAMLESH V. SHETH B.Com. (Hons), F.C.A.
9820121952 (M)

MEHUL S. MANIAR B. Com. ACA, DISA
9892089001 (M)

C/305, Eastern Court,
Parleshwar Road,
Opp. Vile Parle Station (East),
Vile Parle (East),
Mumbai – 400 057.

Email : scmco@gmail.com
scmco@rediffmail.com

Other Matters

Attention is drawn to the fact that figures for the quarter ended 31st March, 2024 as reported in the Financial Results are the balancing figures between audited figures in respect of the financial year ended 31st March, 2024 and the published year to date figures upto the end of the third quarter of the relevant financial year. Also the figures upto the end of the third quarter are only been reviewed and not subjected to audit.

FOR SURESH C. MANIAR & CO.
CHARTERED ACCOUNTANTS
FIRM REG NO. 0110663W



K.V. SHETH
PARTNER
M. NO. 030063

PLACE : MUMBAI
DATED : 25th May, 2024



Unique Document Identification Number (UDIN) for this document is
24030063BKBOLT4197

SURESH C. MANIAR & CO.
CHARTERED ACCOUNTANTS

KAMLESH V. SHETH B.Com. (Hons), F.C.A.
9820121952 (M)

MEHUL S. MANIAR B. Com. ACA, DISA
9892089001 (M)

C/305, Eastern Court,
Parleshwar Road,
Opp. Vile Parle Station (East),
Vile Parle (East),
Mumbai – 400 057.
Email : scmcoca@gmail.com
scmcoca@rediffmail.com

INDEPENDENT AUDITOR'S REPORT

To
The Board of Directors
ATLANTAA LIMITED
Report on the Audit of the Consolidated Financial

Results

Opinion

We have audited the accompanying statement of Consolidated financial results of ATLANTAA LIMITED for the quarter and year ended 31st March, 2024 attached herewith, being submitted by the company pursuant to the requirement of Regulation 33 of the SEBI (Listing Obligations and Disclosure Requirements) Regulations, 2015, as amended ("Listing Regulations")

In our opinion and to the best of our information and according to the explanations given to us these financial results:


- (i) are presented in accordance with the requirements of Regulation 33 of the SEBI (Listing Obligations and Disclosure Requirements) Regulations, 2015 in this regard; and
- (ii) give a true and fair view in conformity with the recognition and measurement principles laid down in the applicable Indian Accounting Standards and other accounting principles generally accepted in India of the consolidated net profit and other comprehensive income and other financial information for the quarter ended as well as for the year ended results for the period from 1.4.2023 to 31.03.2024

Basis for Opinion

We conducted our audit in accordance with the Standards on Auditing (SAs) specified under section 143(10) of the Companies Act, 2013 ("the Act"). Our responsibilities under those Standards are further described in the auditor's responsibilities for the audit of the consolidated financial results section of our report. We are independent of the Company in accordance with the code of ethics issued by the Institute of Chartered Accountants of India together with the ethical requirements that are relevant to our audit of the financial statements under the provisions of the Act and the rules thereunder, and we have fulfilled our other ethical responsibilities in accordance with these requirements and the code of ethics. We believe that the audit evidence obtained by us is sufficient and appropriate to provide a basis for our opinion.

Management's responsibility for the Consolidated Financial Results

These quarterly financial results as well as the year to date consolidated financial results have been prepared on the basis of the consolidated financial results. The Holding Company's Board of Directors are responsible for the preparation and presentation of these Consolidated financial results



SURESH C. MANIAR & CO.
CHARTERED ACCOUNTANTS

KAMLESH V. SHETH B.Com. (Hons),F.C.A.
9820121952 (M)

MEHUL S. MANIAR B. Com. ACA, DISA
9892089001 (M)

**C/305, Eastern Court,
Parleshwar Road,
Opp. Vile Parle Station (East),
Vile Parle (East),
Mumbai – 400 057.**
**Email : scmcoca@gmail.com
scmcoca@rediffmail.com**

that give a true and fair view of the consolidated net profit/loss and consolidated other comprehensive income and other financial information in accordance with the recognition and measurement principles laid down in Indian Accounting Standard 34, 'Interim Financial Reporting' prescribed under Section 133 of the Act read with relevant rules issued thereunder and other Accounting principles generally accepted in India and in compliance with Regulation 33 of the Listing Regulations. This responsibility also includes maintenance of adequate accounting records in accordance with the provisions of the Act for safeguarding of the assets of the Company and for preventing and detecting frauds and other irregularities; selection and application of appropriate accounting policies; making judgments and estimates that are reasonable and prudent; and design, implementation and maintenance of adequate internal financial controls, that were operating effectively for ensuring the accuracy and completeness of the accounting records, relevant to the preparation and presentation of the consolidated financial result that give a true and fair view and are free from material misstatement, whether due to fraud or error.

In preparing the Consolidated financial results, the Board of Directors companies included in the Group are responsible for assessing the ability to continue as a going concern, disclosing, as applicable, matters related to going concern and using the going concern basis of accounting unless the Board of Directors either intends to liquidate the Company or to cease operations, or has no realistic alternative but to do so.

The Board of directors of the companies included in the Group are also responsible for overseeing the financial reporting process of the Group.


Auditor's responsibilities for the Audit of the Consolidated Financial Results

Our objectives are to obtain reasonable assurance about whether the consolidated financial results as a whole are free from material misstatement, whether due to fraud or error, and to issue an auditor's report that includes our opinion. Reasonable assurance is a high level of assurance, but is not a guarantee that an audit conducted in accordance with SAs will always detect a material misstatement when it exists. Misstatements can arise from fraud or error and are considered material if, individually or in the aggregate, they could reasonably be expected to influence the economic decisions of users taken on the basis of these Consolidated financial results.

As part of an audit in accordance with SAs, we exercise professional judgment and maintain professional skepticism throughout the audit. We also:

- Identify and assess the risks of material misstatement of the Consolidated financial results, whether due to fraud or error, design and perform audit procedures responsive to those risks, and obtain audit evidence that is sufficient and appropriate to provide a basis for our opinion.

The risk of not detecting a material misstatement resulting from fraud is higher than for one resulting from error, as fraud may involve collusion, forgery, intentional omissions, misrepresentations, or the override of internal control.



SURESH C. MANIAR & CO.
CHARTERED ACCOUNTANTS

KAMLESH V. SHETH B.Com. (Hons), F.C.A.
9820121952 (M)

MEHUL S. MANIAR B. Com. ACA, DISA
9892089001 (M)

C/305, Eastern Court,
Parleshwar Road,
Opp. Vile Parle Station (East),
Vile Parle (East),
Mumbai – 400 057.

Email : scmcoca@gmail.com
scmcoca@rediffmail.com

- Obtain an understanding of internal control relevant to the audit in order to design audit procedures that are appropriate in the circumstances, but not for the purpose of expressing an opinion on the operating effectiveness of the Company's internal control.
- Evaluate the appropriateness of accounting policies used and the reasonableness of accounting estimates and related disclosures made by the Board of Directors.
- Conclude on the appropriateness of Board of Director's use of the going concern basis of accounting and, based on the audit evidence obtained, whether a material uncertainty exists related to events or conditions that may cast significant doubt on the Company's ability to continue as a going concern. If we conclude that a material uncertainty exists, we are required to draw attention in our auditor's report to the related disclosures in the financial results or, if such disclosures are inadequate, to modify our opinion. Our conclusions are based on the audit evidence obtained up to the date of our auditor's report. However, future events or conditions may cause the Company to cease to continue as a going concern.
- Evaluate the overall presentation, structure and content of the Consolidated financial results, including the disclosures, and whether the financial results represent the underlying transactions and events in a manner that achieves fair presentation.
- Obtain sufficient appropriate audit evidence regarding the financial results/financial information of the entities within the Group and its associates and jointly controlled entities to express an opinion on the consolidated Financial Results. We are responsible for the direction, supervision and performance of the audit of financial information of such entities included in the consolidated financial results of which we are the independent auditors. For the other entities included in the consolidated Financial Results, which have been audited by other auditors, such other auditors remain responsible for the direction, supervision and performance of the audits carried out by them. We remain solely responsible for our audit opinion.

We communicate with those charged with governance regarding, among other matters, the planned scope and timing of the audit and significant audit findings, including any significant deficiencies in internal control that we identify during our audit.

We also provide those charged with governance with a statement that we have complied with relevant ethical requirements regarding independence, and to communicate with them all relationships and other matters that may reasonably be thought to bear on our independence, and where applicable, related safeguards.



SURESH C. MANIAR & CO.
CHARTERED ACCOUNTANTS

KAMLESH V. SHETH B.Com. (Hons), F.C.A.
9820121952 (M)

MEHUL S. MANIAR B. Com. ACA, DISA
9892089001 (M)


C/305, Eastern Court,
Parleshwar Road,
Opp. Vile Parle Station (East),
Vile Parle (East),
Mumbai – 400 057.

Email : scmcoca@gmail.com
scmcoca@rediffmail.com

Others Matters

- Attention is drawn to the fact that figures for the quarter ended 31st March, 2024 as reported in the Financial Results are the balancing figures between audited figures in respect of the financial year ended 31st March, 2024 and the published year to date figures upto the end of the third quarter of the relevant financial year. Also the figures upto the end of the third quarter are only been reviewed and not subjected to audit.

FOR SURESH C. MANIAR & CO.
CHARTERED ACCOUNTANTS
FIRM REG NO. 0110663W



K.V.SHETH
PARTNER
M. NO. 030063



PLACE : MUMBAI
DATED : 25th May, 2024

Unique Document Identification Number (UDIN) for this document.
24030063BKBOLS8708