

June 08, 2022

File No: 1010/1

BSE Limited
P J Towers, Dalal Street,
Fort Mumbai-400001
Scrip Code: 542216

National Stock Exchange of India Limited
“Exchange Plaza”, C-1, Block G
Bandra – Kurla Complex, Bandra (E),
Mumbai – 400 051
Symbol: DALBHARAT

Subject: Integrated Annual Report for the Financial Year 2021-22

Dear Sir/Madam,

Pursuant to the provisions of Regulation 34 of the SEBI (Listing Obligations and Disclosure Requirements) Regulations, 2015, please find enclosed herewith the Integrated Annual Report of the Company for the Financial Year 2021-22.

We request you to please take the same on record.

Thanking you,

Yours faithfully,
For Dalmia Bharat Limited



Dr. Sanjeev Gemawat
Group General Counsel &
Company Secretary
Membership No. F3669



Encl: As above

Dalmia Bharat Limited

11th & 12th Floors, Hansalaya Building, 15, Barakhamba Road, New Delhi-110 001, India
t 91 11 23465100 f 91 11 2331 3303 w www.dalmiabharat.com CIN : L14200TN2013PLC112346


Registered Office: Dalmiapuram, Dist. Tiruchirapalli, Tamil Nadu- 621 651, India

A **Dalmia Bharat Group** company, www.dalmiabharat.com



Building a Sustainable Future

DALMIA BHARAT LIMITED
INTEGRATED ANNUAL REPORT 2021-22





Building a Sustainable Future

As a premier cement manufacturer in India, we are proud to have been a part of its indefatigable journey to being one of the fastest growing economies globally. In fact, we have imbibed India's stupendous growth ambitions by becoming one of the fastest growing cement companies in the country. As India builds back better amid a pandemic-ravaged world, using infrastructure development as a trigger to stimulate and promote a balanced socio-economic recovery, we find ourselves playing a critical supporting role. Lying at the core of India's infrastructure drive, the cement industry will have to build on its capacities and efficiencies to deliver what India needs in order to fulfil its growth promise.

Standing at the cusp of this remarkable change, we have chalked for ourselves an ambitious plan to enhance our capacity by 60% to nearly 50 MTPA by the end of fiscal 2024, up from 35.9 MTPA now, at an investment of ₹ 9,000 crore (US\$1.2 billion) in new plants, expansion of existing facilities,

acquisitions and debottlenecking exercises. We are also making the commitment to become a 100% blended cement company over the next few years, that will reduce our clinker factor and carbon footprint. These commitments, backed by the highest standards of governance, a robust balance sheet, our innovation drive and our keen emphasis on sustainability, will enable us to deliver to our stakeholders predictable, sustainable and profitable growth over the next decade and more.

For years now, sustainable growth has been a part of our ethos. Grounded on the strong pillars of profitability, growth, sustainability and reputation, the Dalmia Bharat Group has been contributing to global sustainability efforts and promoting its business philosophy of 'Clean and Green is Profitable and Sustainable'. We are one of the first companies globally to commit to being carbon negative by 2040.



Future

We are creating more sustainable products – more than 80% blended cements – and also influencing consumer choices in favour of green products and services, leading the industry to embrace sustainable practices. We have launched innovation funds to develop and adopt green technologies. We are increasing the generation and consumption of non-fossil energy and moving confidently towards our mission of 100% renewable energy consumption by 2030 and full replacement of fossil fuels in the cement kiln by 2035.

Driven by our sustainability vision, our long-held commitment to make a difference to the lives we touch and our strong governance principles, we hope to lead the industry in contributing towards a sustainable future for all.

As an organisation, we have always aspired to grow from good to great, and this vision is inseparably intertwined with our commitment to delivering growth along the triple bottom line. Sustainability remains a key strategic pillar across our operations and we are considering each decision and action through the ESG lens.

Key facts

14
Cement plants

5,652
Employees

300+
Warehouses

35,000+
Channel partners

200+
Districts served

Our commitments

EV 100
Significant electric vehicles transition by 2030

RE 100
100% renewable power by 2030

EP 100
Doubling of energy productivity by 2030

Carbon negative
Cement Group By 2040

Bolstered by our vision, values, culture and DNA



Profitability



Revenue from Operations (₹ in crore)

FY22	11,286
FY21	10,110
FY20	9,674
FY19	9,484
FY18	8,580

EBITDA (₹ in crore)

FY22	2,426
FY21	2,762
FY20	2,106
FY19	1,942
FY18	2,036

Cement EBITDA/ MnT (₹)

FY22	1,091
FY21	1,333
FY20	1,072
FY19	1,009
FY18	1,198

Basic Earnings Per Share* (₹)

FY22	61.18
FY21	62.45
FY20	11.61
FY19	15.97
FY18	15.18

*includes both for continuing and discontinued operations

Growth



Sales Volume (million tonnes)

FY22	22.2
FY21	20.7
FY20	19.3
FY19	18.7
FY18	17.0

Specific CO₂ emissions – net (kg/t of cementitious materials)

FY22	489
FY21	492
FY20	536
FY19	546
FY18	537

Profit After Tax (₹ in crore)

FY22	1,160
FY21	1,186
FY20	238
FY19	349
FY18	291

Net Debt/EBITDA (x)

FY22	(0.59)
FY21	0.06
FY20	1.34
FY19	1.61
FY18	1.73



Sustainability

Climate change

41%

Reduction in Net Carbon Footprint (Scope 1) from baseline year of 1990

13%

Thermal Substitution Rate

Renewable energy

63.1 MW

Green energy capacity (including - Waste Heat Recovery Systems and Solar power)

Circular economy

9.48 MnT

Alternative (green) fuels and raw materials utilised for cement production

Water stewardship

13.3x

Water positive

38%

Recycled water percentage

Community development

₹130 million

CSR expenditure in FY22

1 million+

Outreach Population through our CSR programmes

Safety

Zero

Lost Time Injury Frequency Rate (LTIFR) Direct

Zero

Fatalities (direct and indirect)

Reputation



3 Apps for digital customer engagement

Cashless digital payment options for customers

DJSI score

63

(2021 cycle)



Contents



Introducing Dalmia Bharat

Corporate Snapshot	10
Product Portfolio	12
Geographical Presence	15
Board of Directors	16
Key Management	18
Managing Director's Statement	20
MD & CEO's Message	22
Leadership Messages	24

Approach to Value Creation

Value Creation Model	28
Operating Context and Our Response	30
Stakeholder Engagement	32
Materiality Assessment	34
Our Strategy	36
Risk Management	38
Integrated Thinking at Dalmia	40

Capitals that Empower Us

Financial Capital	44
Intellectual Capital	48
Manufactured Capital	52
Natural Capital	56
Human Capital	68
Social and Relationship Capital	78

Forward looking statement

In this Integrated Report, we have disclosed forward-looking information to enable investors to comprehend our prospects and take informed investment decisions. This report and other statements – written and oral – that we periodically make, contain forward-looking statements that set out anticipated results based on the management's plans and assumptions. We have tried wherever possible to identify such statements by using words such as 'anticipates', 'estimates', 'expects', 'projects', 'intends', 'plans', 'believes' and words of similar substance in connection with any discussion of future performance. We cannot guarantee that these forward-looking statements will be realised, although we believe we have been prudent in our assumptions. The achievement of results

is subject to risks, uncertainties and even inaccurate assumptions. Should known or unknown risks or uncertainties materialise, or should underlying assumptions prove inaccurate, actual results could vary materially from those anticipated, estimated or projected. We undertake no obligation to publicly update any forward-looking statements, whether as a result of new information, future events or otherwise. Unless defined/provided otherwise elsewhere in this Integrated Report, the term 'Dalmia Bharat'/'the Group' mentioned in this Integrated Report refers collectively to the Company, its subsidiaries, step down subsidiaries and joint venture companies.



Governance

Approach to Corporate Governance 98

Statutory Reports

Management Discussion and Analysis 104
 Notice of Annual General Meeting 114
 Directors' Report 121
 Corporate Governance Report 136
 Business Responsibility and Sustainability Report 154

Financial Statements

Standalone Financial Statements 176
 Consolidated Financial Statements 243

Other Disclosures

GRI Content Index 356
 Other Sustainability Indicators 360
 Assurance Statement 362

Report navigation

To aid navigation and to indicate cross-referencing, the following icons have been used throughout the report.



Financial capital



Human capital



Material issues



Manufactured capital



Social and relationship capital



Page reference



Intellectual capital



Natural capital

About the report

We welcome you to read the sixth Integrated Report of Dalmia Bharat Limited. We started our integrated reporting journey in 2017, led by our commitment to sustainable growth and the transparent and ethical business principles we abide by. This report presents our annual performance reviewed against our strategic business priorities. We also discuss the Company's operational context, the risks and opportunities, and capital-wise performance.

Scope

Reporting period

The report is for the period April 1, 2021-March 31, 2022. The report is released annually.

Assurance

Limited assurance on certain agreed/identified sustainability indicators in this report has been provided by Price Waterhouse Chartered Accountants LLP, in accordance with the International Standards on Assurance Engagements (ISAE) 3000 (revised), Assurance Engagements Other than Audits or Reviews of Historical Financial Information. The subject matter, criteria procedures performed and limited assurance conclusion are presented in the assurance report attached at the end of this report.

Reporting boundary

The Integrated Report of Dalmia Bharat covers our business operations and information pertaining to, but not limited to, 14 manufacturing locations (Dalmiapuram, Ariyalur, Kadappa, Belgaum, Rajgangpur, Kapilas, Medinipur, Bokaro, Meghalaya, Umrangshu, Lanka, Morigaon*, Naranda and Banjari), all our mines as well as our corporate offices.

* Covered in the boundary due to operation control

Frameworks

The report has been prepared in accordance with the International <IR> Framework published by the Value Reporting Foundation, erstwhile International Integrated Reporting Council (IIRC). Also, the report has been prepared in accordance with the GRI Standards: Comprehensive option.

The report aligns with the principles and guidelines of:

- Business Responsibility and Sustainability Reporting (BRSR) Guidance released by Securities and Exchange Board of India
- The Companies Act, 2013 (and the rules made thereunder)
- Task Force on Climate-related Financial Disclosures (TCFD)
- National Voluntary Guidelines on Social, Environmental and Economic Responsibilities of Business (NVG-SEE)
- Indian Accounting Standards
- Securities and Exchange Board of India (Listing Obligations and Disclosure Requirements) Regulations, 2015
- Secretarial Standards issued by the Institute of Company Secretaries of India

The report presents our contribution/adherence to:



Business Responsibility and Sustainability Report (BRSR)

GRI 102-45, 46, 50, 54



Capitals deployed

56

Natural capital

Natural resources used and impacted by Dalmia's mining and cement production

48

Intellectual capital

Research and innovation producing best-in-class products for our customers and supporting growth

52

Manufactured capital

Assets covering cement plants and mines used for the production of cement and building materials

44

Financial capital

Financial resources utilised and secured for the future

68

Human capital

A pool of skilled employees and labour on contract, along with consistent efforts to enhance knowledge, skills, experience and motivation

78

Social and relationship capital

Collaboration with stakeholders including customers, community impacted by our operations, suppliers, vendors and contribution to their growth

Materiality

In this report, we have assessed the material interests of all relevant stakeholders to address significant risks, opportunities and impacts related to our activities over the short, medium and long term.

34

1. **Circular Economy**
2. **Climate Change**
3. **Alternative (Green) Fuel Usage**
4. **Customer Awareness on Green Cement**
5. **Water Conservation**
6. **Biodiversity**
7. **Effluent and Waste Management**
8. **Sustainable Value Chain**
9. **Community Development**
10. **Talent Management**
11. **Occupational Health and Safety**
12. **Diversity and Gender Equality**
13. **Employment and Labour Practices**
14. **Economic Performance**
15. **Corporate Governance**
16. **Pricing Integrity**
17. **Product Innovation**
18. **Branding and Reputation**
19. **Grievance Redressal**
20. **Land Acquisition for Mines and New Projects**

Data compilation and integrity

To compute carbon emissions, we utilised emission factors provided by the Intergovernmental Panel on Climate Change, Defra, GNR and Central Electricity Authority (Ministry of Power, Government of India). The GCCA CO₂ and Energy Protocol Version 3.1 was used to calculate and report the energy, fuel and CO₂ emission-related indicators with an operations control approach.

Our aim is to provide information that is accurate and reliable, and at the same time unbiased, comparable and comprehensible. We collect and analyse financial and non-financial data which are verified internally and assured externally before inclusion in the report.

United Nations Sustainable Development Goals

We aim to contribute to the United Nations Sustainable Development Goals. Throughout the report relevant SDG icons have been placed to showcase the contribution.



Introducing Dalmia Bharat

Dalmia Bharat, a leading Indian cement major, was established in 1939 by Shri Jaidayal Dalmia. Our vision is to build a company that is innovative in spirit, resilient in performance and sustainable in its operations. Our steady growth over the years has been propelled by our manufacturing excellence, prudent expansion strategy and risk management. We have also built enduring relationships with our stakeholders and our care for the environment ensures the sustenance of a resource-intensive business like ours. We are committed to creating tangible value for people and the planet, thus ensuring long-term business sustainability.



In this Section

Corporate Snapshot	10
Product Portfolio	12
Geographical Presence	15
Board of Directors	16
Key Management	18
Managing Director's Statement	20
MD and CEO's Message	22
Leadership Messages	24

Growing on strong foundations

A homegrown company listed in all the major bourses in India, we have firmly established our standing as an innovation leader in the industry. For the past eight decades, we have contributed to nation-building through our quality products. We are proud to have been a part of many of India's iconic structures that stand as testaments to the achievements of post-independent India, as well as symbols of a new and aspiring India. We are also one of the lowest cost, greenest cement companies in the world and the first cement group to commit to becoming carbon negative by 2040.

We are the part of the UN Leadership Group on heavy industry net zero transition (LEADIT). We have been designated as a Carbon Pricing Champion by the World Bank's Carbon Pricing Leadership Coalition. We are signatories to the EP100, RE100 and EV100 corporate commitment platforms, following up on our commitment to be a part of the global movement for clean energy transition.

We were globally ranked #1 by CDP on business readiness for a low carbon economy transition. We will continue to lead the way in the industry's shift from grey to green and inspire others with our achievements. We are one of the founding members of First Movers Coalition (FMC).



Our drivers for holistic growth

As a responsible organisation committed to growing holistically, we are led by our values that encourage positive behaviour, foster a culture of sustainability, and endorse excellence, innovation and mindful conduct.

Vision

To unleash the potential of everyone we touch

Mission

To be in the top two in all our businesses on the strength of our people and the speed of our innovation

Values

INTEGRITY

Integrity is the quality of being honest and having strong moral values

HUMILITY

Perfection is impossible without humility

COMMITMENT

Commitment is what transforms a promise into a reality

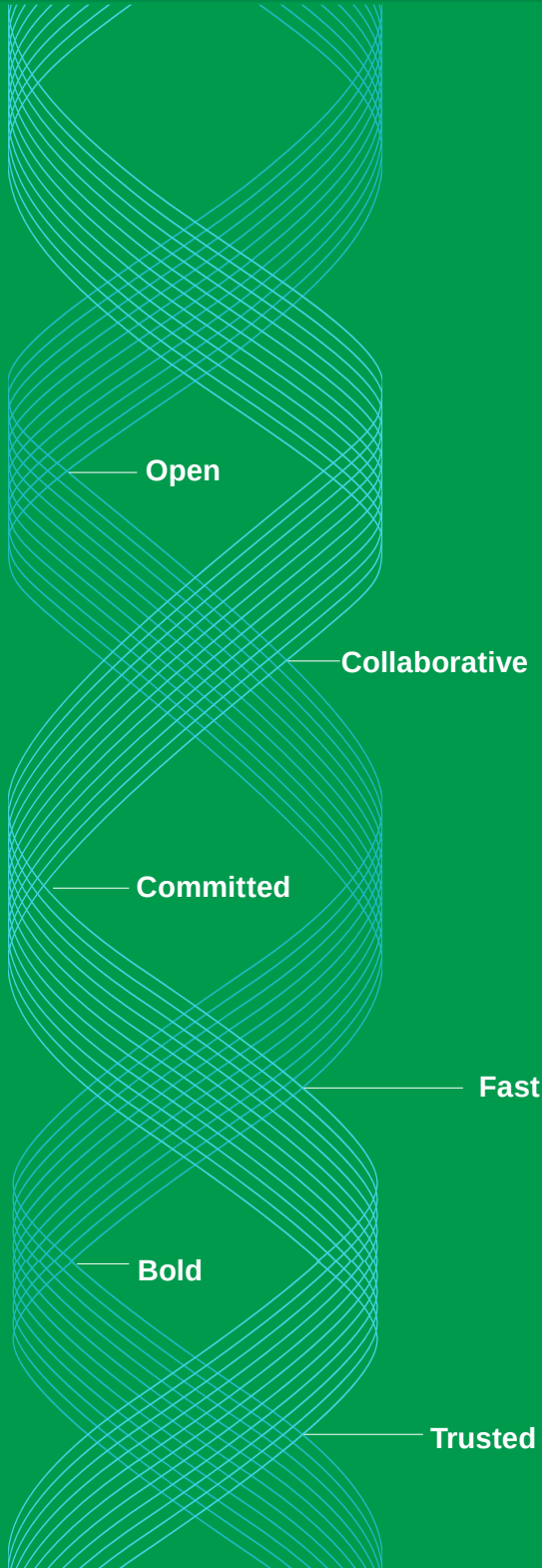
TRUST & RESPECT

Respect is earned, trust is gained

Culture

- A culture that settles for nothing less than excellence
- A culture that encourages innovation
- A culture that grows performers and changemakers
- A culture which uses technology to enhance employee experience
- A culture of nurturing talent through a challenge, connect and coach approach
- A culture of living values and owning goals
- A culture of bold transparent communication
- A culture of work-life harmony where the health and safety of our talent is paramount

Dalmia DNA



Open

Collaborative

Committed

Fast

Bold

Trusted

Proud legacy

DALMIA BHARAT GROUP

Dalmia Bharat Group has significant market presence in each of its three businesses – cement, sugar and refractories. The Group's growth has been exponential in the last five years and it is slated to maintain its robust growth curve through continued focus on excellence and quality, corporate social responsibility, new brand identity and socio-cultural projects. Traditionally present in southern, eastern, northern and north-eastern India, the Group through its refractories business, has expanded its footprint globally by making various acquisitions in Germany and other European countries.

35.9 MTPA

Cement capacity

35,500 TCD

Sugar capacity

320 KMT

Refractories capacity

8,500+

Group employees

FOCUS ON THE RETAIL MARKET SEGMENT

In FY22, our strategy straddled consumers, influencers and channel partners in order to focus on individual customers. We laid equal emphasis on these three stakeholders. Home building is a complex process and expert guidance from professionals is often required. We introduced 'Dalmia Build Advisor' – a unique offering under which our team of expert civil engineers assure customers, on-site expert supervision at every stage of the construction process. These construction professionals guide the home builder in sustainably building the home using local materials.

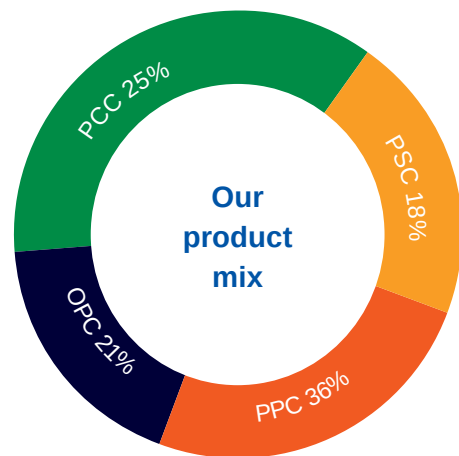
This is a value added service provided at no additional cost to our customers. Through this, we are helping our stakeholders – construction professionals, influencers and channel partners – to grow, and also ensuring that the right construction practices and materials are used in building the dream home. Till date, we have been able to touch base with ~79,000 customers for the Build Advisor services.

Leader in niche and fast-growing segments



We offer a wide range of cement variants through our three marquee brands – Dalmia Cement, Dalmia DSP and Konark Cement. Our diverse product offerings cater to both individual consumers and institutional customers with multiple cement varieties, whether Portland Slag Cement or Composite Cement or other varieties, all defined by their quality and low-carbon footprint. We also develop customised cement for specific engineering and construction needs. Our products are backed by cutting-edge research conducted at our three R&D centres. A new product development laboratory adds muscle to our innovation strength.

Blended cements



- PSC - Portland Slag Cement
- PPC - Portland Pozzolana Cement
- OPC - Ordinary Portland Cement
- PCC - Portland Composite Cement

Consumer products

Dalmia Cement

Available In PSC, PPC, PCC, OPC varieties

- High-strength construction
- Best-in-class durability
- Gives denser and impervious concrete
- Easy availability



Dalmia DSP

Available In PSC and PPC varieties

- Engineered for high strength foundation, column and slab
- Crack and corrosion resistant
- Gives denser and impervious concrete
- Superior packaging



Konark

Available In PPC and PCC varieties

- Ensures durable construction
- 65+ years of proven quality
- Suitable for all stages of construction



Institutional products

Dalmia Infra Pro

Available in PSC, PPC, PCC, OPC, SRPC, oil well, railway sleeper cement varieties

- 80 years of trust
- Robust product performance
- Engineered to perfection for all mix designs
- Efficient on-site technical support
- Delivery as per commitment
- Road bulker assistance



Dalmia Insta Pro

- Unique blend of special additives for the preparation of solid, hollow and paver blocks and other pre-cast items
- Faster setting time
- More blocks per bag



Dalmia Infragreen

Available in PPC and PSC variants

- Ultra strong
- Water conserving cement
- Engineered for ultra-low water permeability
- High thermal crack resistance
- Better shrinkage crack control



Dalmia Magic Range of Cement-based Surface Finish Solution Alternative to Putty

Available in Premium Skimcoat FIBROTHICK, CEILINGFAST, INNOBOND, INNOFIX varieties

- Better strength
- Greater binding
- Better adhesion
- Lower cost
- Better coverage
- Lower effort and better for health of painters
- High thermal crack resistance
- Better shrinkage crack control



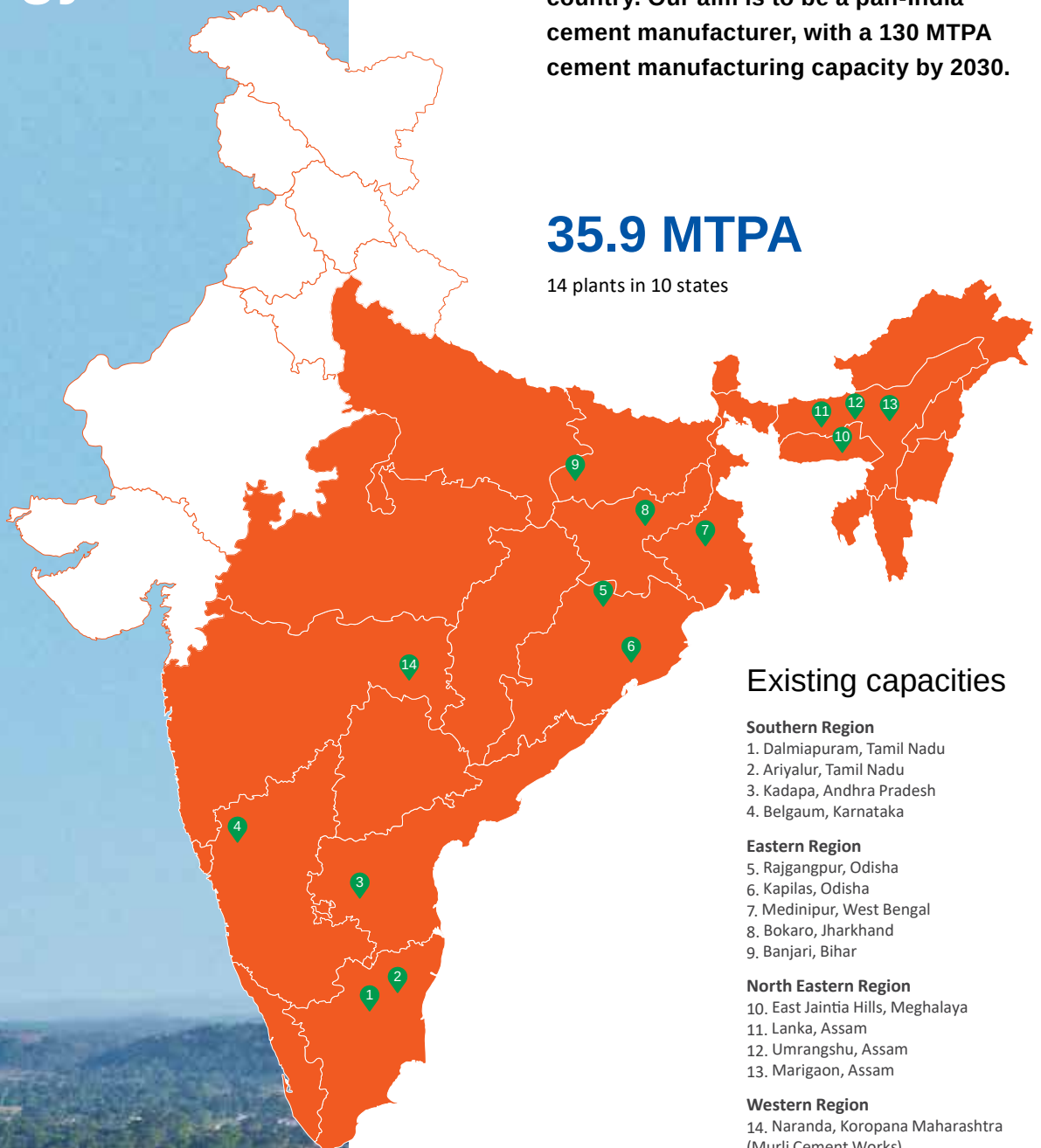
GRI 102-2

Powered by an aggressive expansion strategy

With a capacity of 35.9 MTPA and a manufacturing footprint across ten states, we are the country's fourth largest cement manufacturing capacity. We are a market leader in southern and eastern India, aggressively expanding our footprint across the rest of the country. Our aim is to be a pan-India cement manufacturer, with a 130 MTPA cement manufacturing capacity by 2030.

35.9 MTPA

14 plants in 10 states



Existing capacities

Southern Region

- 1. Dalmiapuram, Tamil Nadu
- 2. Ariyalur, Tamil Nadu
- 3. Kadapa, Andhra Pradesh
- 4. Belgaum, Karnataka

Eastern Region

- 5. Rajgangpur, Odisha
- 6. Kapilas, Odisha
- 7. Medinipur, West Bengal
- 8. Bokaro, Jharkhand
- 9. Banjari, Bihar

North Eastern Region

- 10. East Jaintia Hills, Meghalaya
- 11. Lanka, Assam
- 12. Umrangshu, Assam
- 13. Marigaon, Assam

Western Region

- 14. Naranda, Koropana Maharashtra (Murli Cement Works)

- Our presence in States
- 📍 Existing Plants

As on March 31, 2022

Guided by an experienced Board



Mr. Pradip Kumar Khaitan
CHAIRMAN & INDEPENDENT DIRECTOR



Mr. Yadu Hari Dalmia
NON-EXECUTIVE DIRECTOR



Mr. Gautam Dalmia
MANAGING DIRECTOR

Board summary

42.85%

Independent Directors on the Board including one women

3.5 years

Average tenure of Directors (in current position)

5/5

Committees headed by Independent Directors

100%

Average attendance at Board meetings

Note: During the year under review, there was no change in the composition of the Board except for the demise of Mr. Jai Hari Dalmia, Non-Executive Director, who passed away on July 8, 2021.



Mr. Puneet Yadu Dalmia
MANAGING DIRECTOR & CEO



Mr. Virendra Singh Jain
INDEPENDENT DIRECTOR



Mrs. Sudha Pillai
INDEPENDENT DIRECTOR

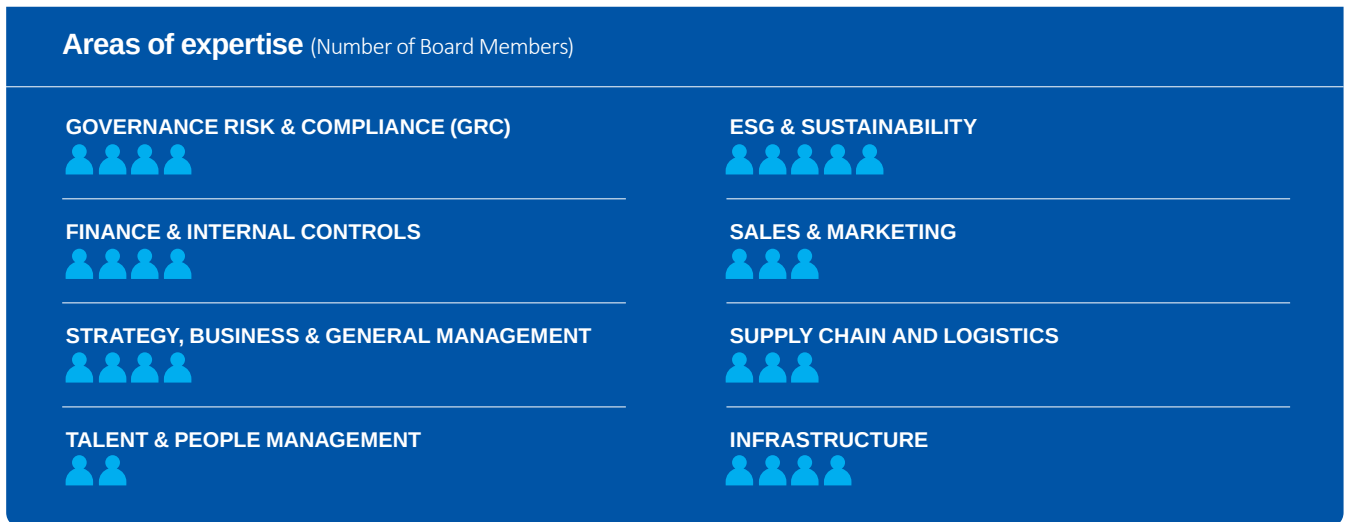


Dr. Niddodi Subrao Rajan
NON-EXECUTIVE DIRECTOR

Board balance chart

Non-Executive Directors		Executive Directors
Mr. Pradip Kumar Khaitan CHAIRMAN & INDEPENDENT	Mr. Yadu Hari Dalmia NON-INDEPENDENT	Mr. Gautam Dalmia MANAGING DIRECTOR
Mr. Virendra Singh Jain INDEPENDENT	Dr. N S Rajan NON-INDEPENDENT	Mr. Puneet Yadu Dalmia MANAGING DIRECTOR & CEO
Mrs. Sudha Pillai INDEPENDENT		

Board experience summary



How the Board spent its time (%)



Creating sustainable value for business



Mr. Puneet Yadu Dalmia
MANAGING DIRECTOR & CEO



Mr. Mahendra Singhi
MD & CEO, DALMIA CEMENT (BHARAT)
LIMITED



Mr. Rajiv Bansal
PRESIDENT AND CHIEF
TRANSFORMATION OFFICER



Mr. Dharmendra Tuteja
CHIEF FINANCIAL OFFICER



Dr. Sanjeev Gemawat
GROUP GENERAL COUNSEL &
COMPANY SECRETARY



Mrs. Madhuri Mehta
CHIEF HUMAN RESOURCE OFFICER

Our executive management team, with the guidance and in consonance with the Board, handles the day-to-day operations of the Company. Led by professionals, the team plans development processes, drives the management of financials, risk and people matters while communicating with a diverse group of stakeholders such as clients, suppliers, auditors and so on. They are also the problem-solvers and the change managers and remain at the top of their game by being keen listeners and proactive decision-makers.



Mr. Sanjay Wali
NATIONAL HEAD - SALES, MARKETING
& LOGISTICS



Mr. Ganesh Wamanrao Jirkuntwar
NATIONAL MANUFACTURING HEAD



Dr. Sujit Ghosh
HEAD - NEW PRODUCT DEVELOPMENT



Mr. K C Birla
HEAD, GROWTH & EXPANSION



Mr. Hakimuddin Ali
BUSINESS HEAD, MURLI

Focused on nation-building — — through strong aspirations backed by consistent efforts

Dear Stakeholders,

Today, in light of the global realignment of resources and supply chains, our nation stands at the crossroads of ground-breaking changes, economic and social, and we see this opening up new opportunities for India and us. We are proud to partner our country in furthering its rise through our strengthened growth aspirations and consistent nation-building efforts. Alongside the execution of our strategic growth plans, we continue to stay focused on our journey towards sustainability and innovation and deliver consistent and increased value to all our stakeholders.

Dalmia Bharat aims to realise its purpose and ambition to nation-building and creating value through the strategic objectives of becoming a global leader in sustainable cement production, by decoupling the growth from GHG emissions, and to remain a top

quartile cement producer in the country. Our growth objectives are well aligned with global and national development policies, where we continue to play our unique role of a sector catalyst in the fight against climate change.

At Dalmia Bharat, we firmly believe that having a positive economic, social and environmental impact through our operations, helps in creating sustainable long-term value.

We progressed further on strengthening our risk framework in alignment with Task Force on Climate-related Financial Disclosures (TCFD). We have also set-up an executive committee to monitor and enhance the overall value creation to meet the growth, sustainability and decarbonisation objectives, across the verticals in the group.



Gautam Dalmia

Puneet Dalmia

Industry overview

The Indian economy, rapidly recovering from the upheaval caused by the pandemic, is estimated to grow rapidly. According to the latest reports from the government, the core infrastructure sectors grew 10.4% in FY22 after a contraction of 6.4% in FY21, during the pandemic. Among the output of eight core infrastructure sectors, cement along with two other sectors, is on a sustained recovery path. The growth momentum is likely to pick up further, with the increase in rural and urban housing activities, a commercial real estate boom and a massive government impetus to infrastructure. This presents opportunities for a favourable macro-economic environment for the sector and we, at Dalmia Bharat, are well-positioned to capitalise on this, owing to our strong presence in the highly attractive growth markets in the East, Northeast and Southern India, along with our recent entry into West India.

Executing our growth strategy

This year, we have confidently executed our capacity growth plans. The new Line 2 at our Dalmia DSP Unit- II plant near Cuttack, in Odisha, with an installed cement capacity of 2.25 million tonnes and the Murli plant in Maharashtra with a capacity of 2.9 million tonnes have been successfully commissioned during the year, taking our overall cement capacity to 35.9 million tonnes. As we complete the execution of the new ongoing projects, our installed cement capacity is further set to increase to 48.5 MnT by FY24. As we march towards meeting our growth aspiration, we will be increasingly adopting the organic expansion route, as it offers us a more predictable and cost-efficient way of growing capacity.

Apart from building capacity, there is an equivalent management focus on building long-term raw material security including limestone, and invest increasingly in human capital. We are also participating in new limestone auctions and have recently won some of them, including the one in Rajasthan in North India. In line with our strategic priorities, we won two coal blocks in East India. Firstly, this will help us to partially safeguard against the external rate volatilities and secondly, bring predictability of earnings and efficiency of operations. Our expansion has been steadfastly supported

by planned investments in digitalisation, helping us optimise our manufacturing operations, stay connected with our stakeholders and equip our people to work remotely from the safety of their homes.

Nurturing and developing our people

The pandemic was harsh on everyone and we lost invaluable lives due to COVID-19. I would like to thank all colleagues and outworkers for standing by us and strengthening trust, with their valuable contributions.

Our people are our most valuable asset and we can confidently say that we have an immensely talented team and a great organisation culture. We have been investing in our human capital and we are refocusing on building a young leadership team that is future ready and aligned to our long-term goals. We are making collective efforts to multiply our people power and build employee experiences. We are upskilling our people through focused training, leadership development programmes and preparing a talent pipeline through efficient succession planning.

The health and safety of our people remain a key priority and we always strive to create a safe and positive work environment, with the utmost commitment towards our operational thinking. The number of safety incidents are low as we remained vigilant and work continuously to eliminate them. Our Board is also committed to building a nurturing and inclusive work environment across operations and areas of influence.

Policy shift

This year we have formally rolled out a formal Capital Allocation Framework. The central principles of formulating our capital allocation pertain to delivering predictable, sustainable and profitable growth over the next decade, together with a strong balance sheet, while also abiding by the highest standards of corporate governance. In line with the guidelines laid under the framework, the Company paid an interim dividend of ₹4 per share and the Board of Directors have proposed a final dividend of ₹5 per share, which is subject to the approval of the shareholders in the ensuing AGM.

We also created and placed a formal risk management policy and framework. We worked on improving our communication and transparency and laid out a clear Treasury policy, maintaining the highest standards of industry practices.

Aligning with global best practices

In FY22, we once again found ourselves in the global spotlight at the TED Climate conference at Edinburgh, UK, where we shared a blueprint of our business philosophy and heralded our journey towards a better future with the philosophy of 'clean and green is profitable and sustainable.' This is the first time that a cement company was invited to share its perspective on the acclaimed global TED platform. It was both a proud and humbling moment for us, considering that the cement industry is a part of the hard-to-abate sectors. Moreover, our Company was appointed a COP26 business leader by COP26 presidency and our bold commitments have also been well-received. We are now set to partner global leaders to form the first global coalition called the First Movers Coalition, endorsed by the President of the US President and the World Economic Forum.

Future outlook

For us at Dalmia Bharat, we are very excited for the opportunities that the economy and sector beholds. The future is green and we look forward to operating with agility and resilience in response to the evolving economic scenario. We will continue to apply a multi-thronged approach of constantly delivering industry leading growth, enhancing circular economy, increased impetus on delivering consistent earnings and building a best-in-class team of professionals.

As we move ahead, we convey our heartfelt gratitude to all our people and our stakeholders for creating a positive impact and for their continuous support and encouragement.

Regards,

Gautam Dalmia and Puneet Dalmia
MANAGING DIRECTOR(S),
DALMIA BHARAT LIMITED



Ushering in a greener future

Dear Stakeholders,

The coordinated global response to the COVID-19 pandemic, powered by innovation and collaboration, have catalysed many solutions to save lives and improve the social infrastructure in FY22. Historically, such once-in-a-lifetime exigencies have served as a mirror to the role we play as members of society. The extraordinary circumstances made it imperative for businesses to focus on their commitment to people, communities and towards sustainable growth. The world today is better prepared to mitigate unknown risks, with businesses playing a greater role in serving society through innovation and collaboration in a more connected world.

The year in review

At Dalmia Bharat, this year brought several unique experiences that presented immense scope for learning. All through the successive COVID-19 waves, we encountered new set of obstacles. But I am happy to share that with our highly diligent and passionate team, we performed well and ended the year with industry leading volume and revenue growth, supplemented by best-in-class cost management. Our company delivered a healthy EBITDA margin of 21.5% owing to our efficient and adaptable operating mode.

We have also progressed well on our commitments to have 100% renewable energy by 2030 and complete fossil fuel replacement by 2035. With a strong and deeply embedded philosophy of 'clean and green is profitable and sustainable', our solar, waste heat recovery power generation capacity, along with green fuels consumption increased significantly in FY22. This has led to a reduction in Scope 1 and 2 emission intensity by 9% and 30% respectively, from FY19 base year. Our team's foresightedness, swift actions and relentless efforts resulted in a broad-based revenue growth across every area of our operations. We are happy to share that we have also successfully expanded the installed cement capacity by 17% to 35.9 MTPA. During the year, we also actioned our commitment to the shareholders and completed the divestment of our non-core businesses (Refractory and Hippo Stores) and have also divested part stake in IEX. We are on a clear path to eventually emerge as a pure-play Pan India cement company.

Our strategy is integrated with our larger vision to grow our business sustainably, along with our people's growth. Moving forward, ESG criteria have become integral to our decision-making process. During the year, our CO₂ emissions per tonne of cement has further reduced to 489 kg. Our water positivity rate of 13.3x is one of the highest in the industry. We have commenced our transition to electrical vehicles by joining the EV100 initiative, becoming the first to join the triplet of RE100, EP100 and EV100. Spearheading the industry's shift towards a circular economy, Dalmia Bharat launched its e-Truck initiative in India. The pioneering move will accelerate our sustainability goal of lowering carbon emissions as well as optimising the company's overall logistics cost. With the introduction of the company's new EV truck fleet, the CO₂ emissions pertaining to the diesel trucks (Scope 3) would come down progressively. We have also been integrating circularity into our products and processes and have become a plastic waste recycling positive company.

Investment in digitalisation, innovation and technology

Our production facilities use state-of-the-art technology, with a balanced and staggered capacity, at central locations throughout the country, spanning Eastern (~47%), Southern (34%), North-eastern (11%) and Western (8%) states. We use technological solutions to track and monitor every dimension of the business, as well as to minimise human interventions and errors. To add to our supply chain efficiency, we have developed an in-house app to track and control the entire logistical value chain. In the coming days, we will further invest in innovative technologies to improve our capabilities and enhance our efficiencies.

Embedding sustainability into our processes

We understand that to grow sustainably, we need to prioritise our environmental and social responsibilities, driving growth along the triple bottom line. We believe in undertaking need-based CSR activities and evaluate their impact by adopting best practices. Our CSR activities are assessed as per the ISO 26,000 standard, a first for an Indian cement company. We continue to focus our social responsibility on promoting sustainable livelihoods, access to clean energy and soil,

and water conservation. We have been able to create a multiplier effect with our strategic CSR partnerships. Our outreach programmes have impacted more than one million people, creating value and uplifting lives across 10 states and 712 villages across the country.

At the same time, we remain committed to leading the industry towards more sustainable practices by adopting newer ways of working, investing in newer technologies and digitalisation to reduce our carbon footprint. Simultaneously, we are preparing our people and communities for the transition to a better future. Accordingly, we have set course for a strategic journey to reduce our dependencies on external fuel supplies, thereby adding consistency and predictability to our performance.

While sustainability remains core to our strategies, decisions and actions and is integrated across our operations, we continue to pave the way for a greener future by setting newer benchmarks and going global with our climate action endeavours. Alongside creating more sustainable products, such as low-carbon cement, we are proactively influencing consumer choices in favour of green products and services.

Global collaborations on net zero transition is a strong focus area for us. Dalmia Bharat became a founding member of the First Movers Coalition (FMC) led by the US government and the World Economic Forum. We are also a founding member of LEADIT, a UN Leadership group for heavy-industry transition, chaired by India and Sweden. Recently, as an important business stakeholder in the Green Strategic Partnership of India and Denmark, Dalmia Bharat signed an MoU with a leading cement technology company in Denmark, FLSmidth, to develop Next Generation Cement Technologies. As one of the greenest cement companies, we believe we are making an invaluable contribution towards building a sustainable future for all and ushering in a new era that is greener and more sustainable. The carbon negative roadmap of Dalmia has served as a sector catalyst in delivering the net zero strategy, helping shift a mindsets regarding the sector from hard-to-abate to possible-to-abate.

Upholding shareholder interests

An experienced, agile and forward-looking Board and a conscientious management

team have ensured that we stay aligned to our Environment, Social and Governance priorities to deliver sustained value to our stakeholders. We not only adopted a formal Capital Allocation Framework but also laid down a best-in-class treasury policy, under which we will be investing a minimum of 85% of our funds in AAA rated debt instruments, while the balance 15% will be invested in AA+ rated debt instruments. We moved away from having an internal department for internal audit to appointing one of the Big 4 accounting firms – EY as our internal auditors and Grant Thornton as the Statutory auditors.

Looking ahead

With a current presence in each of our operating markets and a clearly articulated expansion pipeline, we are fully geared to optimise on the opportunities and deliver sustained value for all our stakeholders, including our people, communities, business partners, and of course, our customers. Over the next decade, we expect to expand our capacity from 35.9 MTPA in FY22 to about 110-130 MTPA, with an interim target of 48.5 MTPA by March 2024.

To build a future-ready organisation, we are also undertaking transformations across functions by setting-up a Transformation office and working on building a strong foundation, whether it is through enhancing raw material security, engaging in long term contracts or building a young leadership team by providing a robust mentorship programme, to nurture graduate trainees into young leaders.

As I look towards a buoyant future, I would like to end with a note of thanks for all our stakeholders, especially our employees. The dedication of our people including the support from the government, our business partners, investors, communities and all other stakeholders, have turned this challenging year into a fulfilling and fruitful one for us. I remain grateful to your continued faith in our Company and we look forward to an exciting, productive and sustainable FY23 and decades to come.

Warm regards,

Mahendra Singh

**MANAGING DIRECTOR & CEO,
DALMIA CEMENT (BHARAT) LIMITED**

Embedding ESG in our blueprint for growth



ESG is critical to our long-term growth strategy. We aspire to be a 130 MTPA company by 2030. Both governance and sustainability are the essential pillars of this aggressive growth strategy. We are well aware of the benefits of a strong ESG focus, which translates into our capability to attract more talent, enhanced value proposition to consumers and investors alike, greater brand equity and resilience in the face of the challenges of tomorrow.

Our strong governance practices, emphasis on the preservation of natural resources and responsible manufacturing, as well as our dogged efforts to enhance our social and relationship capital by building deep and abiding relationships with our stakeholders, have defined our way of functioning over the past few decades. We have one of the lowest carbon footprints globally and remain steadfast in our commitment to become carbon negative by 2040. Since the announcement of our carbon negative ambition in 2018, we have reduced our specific carbon footprint by more than 9% in the Scope 1 category and more than 30% in Scope 2. We have also had our climate change targets approved by Science Based Targets initiative (SBTi) and are committed to the EV100, RE100 and EP100 global initiatives.

This year, we further advanced our efforts to embed circularity in our processes by installing pre-processing facilities for the

conversion of industrial waste to fuel, that will be utilised at our plants. We are also focusing on sustainable procurement of raw materials and fuels by setting a target to increase the use of waste materials as fuel and raw material at our plants.

We are fully cognisant of the fact that stakeholders have an important role in our existence and we have put up a robust corporate governance framework which includes policies, procedures, reviews and are absolutely transparent, instilling confidence among the stakeholders.

Society is one of the most significant stakeholders in our business and we believe that society is the very purpose of our existence. Through our flagship community engagement programmes such as sustainable livelihood, climate action and rural infrastructure, we try to create value for the communities associated with us.

The year also saw us instate a risk management policy and framework that will help us evaluate our business and ESG risks better and thus mitigate the same. We have already evaluated the climate change impact on the Company, in alignment with the Taskforce on Climate-related Financial Disclosure (TCFD). The coming days will see us developing a constructive adaptation strategy to meet the challenges ahead and act in unison in global efforts to mitigate the climate threat.

Dr. Arvind Madhukar Bodhankar
HEAD ESG AND CHIEF RISK OFFICER

Towards greater efficiency and better yield



At Dalmia Bharat, we want to promote cement as a sustainable building material by increasing its life cycle, lowering cost and enhancing its resilience. We are striving to promote its sustainable manufacturing through the adoption of latest technologies to lower the environmental costs.

At our manufacturing plants, we have implemented Industry 4.0 technologies and IIoT for process optimisation, enhanced productivity, superior scheduling, load balancing and performance management. Sustainability is integral to all our operations. We are focusing on reducing our carbon and water footprint, improving energy efficiency, promoting circular economy and biodiversity preservation, while ensuring equitable community development and human resource transformation.

We have announced a bold commitment to become a 100% blended cement company over the next five years and thus contribute to the carbon negative transition. Blended cements will substantially reduce our clinker factor and carbon footprint in the years ahead. We have already developed the infrastructure for the increased use of industrial and municipal waste as fuel and raw materials, thus contributing to circular economy.

Our energy productivity for the reporting year was ₹2.23 million/TJ, which is a 43% improvement from the 2010 baseline under EP 100. Similarly, the share of non-fossil electricity consumption has

increased to 17%. All our plants have met the Perform, Achieve and Trade (PAT) targets and earned e-certificates under the PAT scheme of the Bureau of Energy Efficiency Mechanism, under the National Mission on Enhanced Energy Efficiency. We have also procured 22 heavy-duty electric trucks to transport the raw materials.

Our cement plants are zero liquid discharge plants and we recycle water for its use in various process applications and activities within the plant itself, in order to completely eliminate water discharge. Similarly, there have been design stage considerations for water conservation through the use of air-cooled water condensers in captive power plants. Additionally, we have created rainwater harvesting and recharge structures within the plants and mine premises. This is contributing greatly towards enhancing water availability within the plant as well as for local communities around them.

Worker health and safety are again our core priorities and we have been able to progress well on our zero-fatality target for both the direct and indirect workforce, owing to the collective and continuous efforts of both our employees and the management.

Going forward, our capacity expansion plan will continue to factor in the aim to decouple greenhouse gas emissions from growth. We have been hugely successful in adding to our capacity while continuing to reduce our GHG footprint. We plan to further explore the use of biomass as fuel to completely replace fossil fuels in the manufacturing process.

Mr. Ganesh Wamanrao Jirkuntwar
NATIONAL MANUFACTURING HEAD



Approach to value creation

We are proud of our ability to create sustained value for our diverse group of stakeholders while adapting to the constant changes in the business environment. Our aim is to create quality products for our customers, that meet their emerging needs and care for the environment and communities, wherever we operate. Our values form the bedrock of our business growth and continue to motivate our value creation.



Mauka Hai – a song celebrating the invincible spirit of India on the 75th Independence Day

As our humble contribution to the Azadi ka Amrit Mahotsav, which commemorates 75 years of India's independence, the Dalmia Bharat Group collaborated with T-Series to bring to the nation a special song titled 'Mauka Hai'. The song aimed to remind the people of the country, the achievements of contemporary India's unsung heroes from different fields, motivating them to aspire, perspire and fulfil their ambitions, to build the India of their dreams.

The music video also featured some of today's most inspiring icons from different age groups and walks of life, who have put India on the world map. Through the song, we salute their achievements for rising to the occasion and making India proud as a nation.

Watch the musical tribute [here](https://www.youtube.com/watch?v=K0IQHseMJB4) (<https://www.youtube.com/watch?v=K0IQHseMJB4>)



In this Section

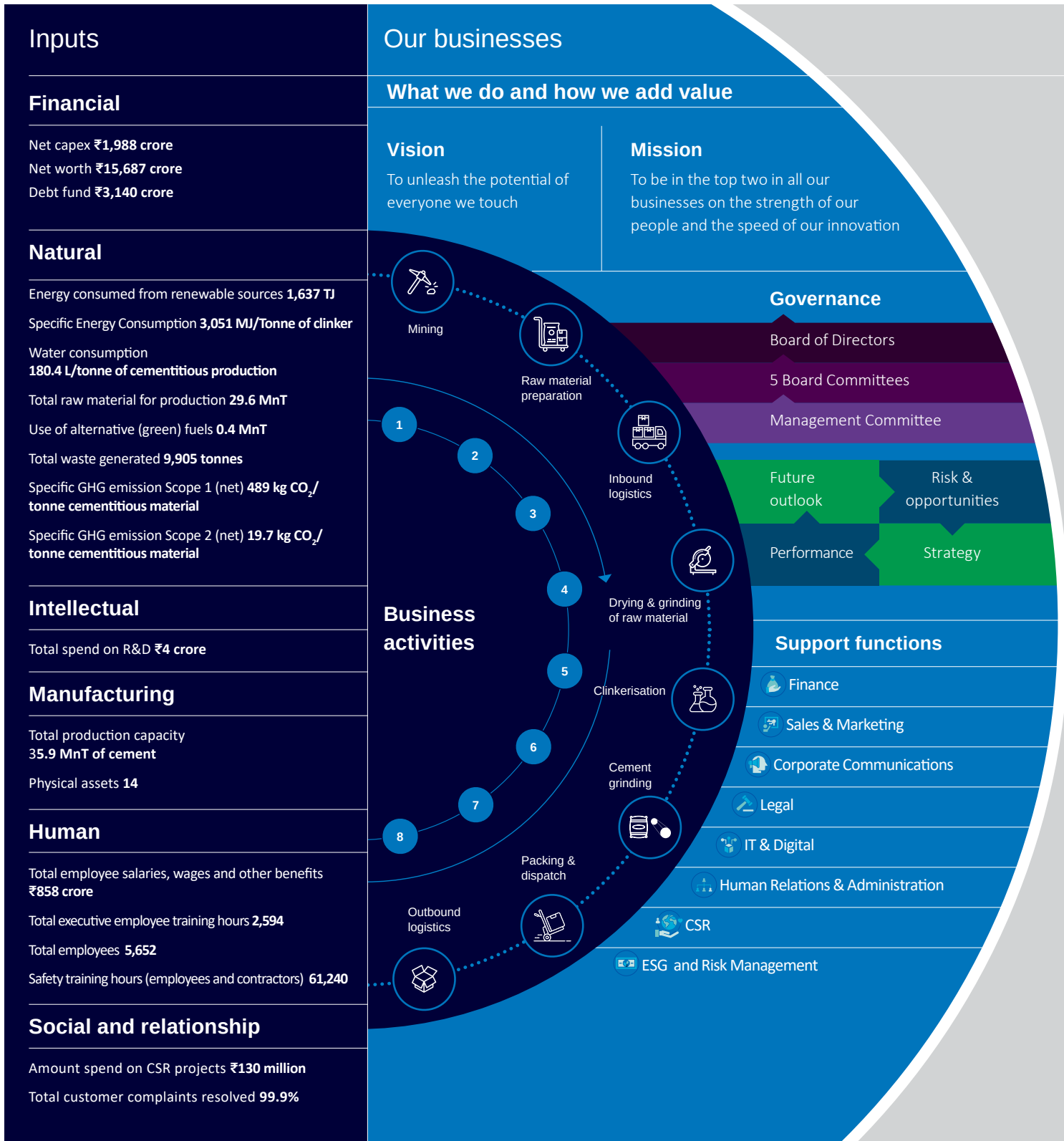
Value Creation Model	28
Operating Context and Our Response	30
Stakeholder Engagement	32
Materiality Assessment	34
Our Strategy	36
Risk Management	38
Integrated Thinking at Dalmia	40

Creating and sharing value

INFRASTRUCTURE DEVELOPMENT ACTIVITIES

DIGITAL TRANSFORMATION

CLIMATE CHANGE



POSITIVE ECONOMIC RECOVERY

GOVERNMENT INFRASTRUCTURE FINANCING

NATIONAL INFRASTRUCTURE POLICY

Outputs

Outcomes

SDGs impacted

Stakeholder value creation

13.92 MnT

Clinker production

Financial

Basic Earnings per share ₹61.18

Revenue ₹11,286 crore

EBDITA ₹2,426 crore

Profit after tax ₹1,160 crore

Return on capital employed 7.6%



Financial capital providers

Profitable and sustainable long-term growth

22.41 MnT

Cement production

Natural

Thermal Substitution Rate 13%

Alternative Raw Material Rate as % of total raw material 39% (As per GCCA)

Water recycled 38%

Reduction in Net Carbon Footprint compared to 1990 baseline – Scope I 41% (as per Net Emissions intensity)

Water positive 13.3x

Waste sold to authorised recyclers 99.9%



Customers

Consistently high-quality standards and value-added products

22.20 MnT

Cement sales

Intellectual

Number of new patents filed 4

Number of patents granted 2

Low carbon cement share 80%



Local communities

Upliftment of local communities through CSR activities

2,812 tonnes

Air emissions SOx

Manufactured

Capacity utilisation 68%

Clinker factor 61.3%

Cement produced 22.4 million tonnes

Cementitious material produced 22.6 million tonnes



Employees

Responsible employer focused on knowledge and skill development, diversity and provision of safe working environment

500 tonnes

Air emissions PM

Human

Employee productivity 4,000 tonnes/FTE

Lost Time Injury Frequency Rate (LTIFR) 0.00 (Directly Employed)

Number of fatalities (direct) 0

Number of fatalities (indirect) 0

Female talents in total workforce 4.11%



Supplier and business partners

Capacity building and consistent growth for suppliers and business partners

10,833 tonnes

Air emissions NOx

Social and relationship

Highest Net Promoter Score among existing channel partners 26

People benefiting from our community investments 1 million+



Taking forward India's growth story

After recording subpar growth over the past several years and the setback caused by the pandemic, macroeconomic conditions in India support the strong growth of the cement industry over the next few years. As one of India's leading cement companies, we are ready to capitalise on the opportunities, lead the industry in greening its footprint and contribute to the nation's unfolding growth story.

India's cement industry is expected to be in a sweet spot over the next 2-3 years, given above-average demand growth (9% CAGR over 2021-23) and limited new supply (4.6% CAGR), leading to improved utilisation rates (Source: Morgan Stanley).



Favourable factors

Domestic growth on an upswing

After a sharp contraction by 6.6% in FY21, India's GDP is expected to grow at 8.9% in FY22, according to the latest estimates of the National Statistical Office. Cement demand is expected to increase at a CAGR of 9% over 2021-23, in line with real GDP growth.

Pick up in infrastructure spending and public capex

The Union Budget 2022-23 has massively increased the allocation to capital expenditure by 35% to ₹7.5 lakh crore, which is 2.9% of GDP, the highest ever. In keeping with the government's plan for a capex-driven growth in the next five years, the allocation is expected to lead to speedy and sustained economic revival and consolidation through a multiplier effect. By creating employment opportunities, enhancing demand for manufactured goods from large industries and MSMEs, and services from professionals, while helping farmers by creating better agri-infrastructure, the capex spend will create a convivial economic climate that stimulates cement demand. The launch of the Production-linked Incentive (PLI) scheme is also expected to boost several sectors and thus generate demand.

The great infrastructure push

INFRASTRUCTURE

To create world-class, modern infrastructure and logistics synergy among different modes of movement of people and goods, the government intends to fund infrastructure through 'Gati Shakti' and public private partnerships to create 100 cargo terminals in three years, highway expansion by 25,000 kms, four multi-modal national parks, standardisation of metro systems including civil structures and four pilot projects for setting up coal gasification. The proposed outlay for Jal Jeevan Mission has been increased by 20%.

SMART CITIES

In a bid to push real estate infrastructure and employment creation, the Budget 2022-23 focused on new smart tier 2-3 cities. Further, the urban rejuvenation missions – Smart Cities Mission and AMRUT witnessed a marginal rise in budgetary allocations – ₹14,100 crore for the FY23, up from ₹13,750 crore in FY22.

Macro conditions support real estate sector

The real estate sector is growing on the back of greater affordability and low interest rates. The Budget 2022-23 allocated ₹48,000 crore for the construction of 80 lakh houses for both PMAY-Urban and PMAY-Grameen. The urban housing segment is likely to pick up and show strong growth YoY in F22 (Source: Morgan Stanley). Both rural housing and low-cost urban housing are expected to generate demand. Demand from Tier II-III cities will also increase with construction of commercial centres and office spaces. NITI Aayog expects the Indian real estate sector to reach a market size of \$1 trillion by 2030 and account for 13% of India's GDP by 2025.

High degree of consolidation in the sector

The sector is seeing an increased capacity addition from existing large players, who have been gaining significant volume market share as a result. Morgan Stanley reports that unlike in previous cycles, there is no bunching up of capacity or ramp-up of large capacity by key players, except for ramp-up in the East led by Dalmia. This means capex intensity is lower for cement companies. Further, with improved working capital management, conversion of free cash flow has improved significantly, leading to convergence in operating margins. It also reports that improving demand will help to drive up utilisation rates, thereby supporting asset turns. This will help companies' ROCE to stay strong at 15% levels over the next 2-3 years.

Cement sector opportunities

India's per capita cement consumption reflects significant growth opportunities in comparison with other countries of the world.

China	Egypt	USA
1600	745	305
Korea	Russia	Brazil
1050	385	255
Vietnam	World	India
875	525	242

Source: United States Geological Survey, Mineral Commodity Summaries, January 2022; CRISIL Research

Our response to key trends




Eastern India is emerging as a critical and relatively untapped market for the industry, with a per capita cement demand of 150-175 kg, compared to 225-250 kg for India. Shortage of housing units, increasing number of government-funded infrastructure projects like the Eastern Freight Corridor, Patna Metro, and affordable housing and Smart City projects are generating demand. Dalmia Bharat is an established player in the region and is leading the ramp-up in Eastern India

We are strengthening our distribution network by increasing our engagement with our channel network through exclusive rewards and engagement programs targeting dealers in the East, Northeast and the South to incentivise them. We also have in place a programme for targeting influencers

Responding to the new normal, we have accelerated our digital journey, which is helping us to further optimise our way of working and reduce our carbon footprint. A fully integrated suite of apps has been developed and deployed for our channel partners, influencers and field force

Robust connect with stakeholders

Our efforts to create sustained value is informed by our regular engagement with our stakeholders that helps us understand their needs and expectations, understand our opportunities better and reduce risks to our operations. We have a stakeholder engagement matrix that outlines how we engage with each stakeholder group, the frequency and channel of engagement and communications.

KEY STAKEHOLDER GROUPS	 Customers and dealers	 Suppliers	 Communities
VALUE PROPOSITION	Quality products Competitive price On-time delivery Required product offerings Sustainable performance Reputation	Business continuity Fair trade practices Growth opportunities Environmental, social and governance aspects	Sustainable development of the communities around our operations basis our three CSR focus areas – Livelihood, Climate Action (Water/ Energy) and Social Infrastructure
HOW WE ENGAGE WITH THEM	Customer feedback Customer satisfaction surveys Phone calls, e-mails and meetings Signed contracts Exhibitions and events Digital and social media connect Brochures and catalogues	E-mails and meetings Vendor assessments and reviews Signed contracts Vendor meets Open meetings through trade associations such as CII, FICCI, ASSOCHAM Conferences/seminars on a variety of topics	Training workshops Regular meetings Need assessments and reviews Surveys CSR reports
VALUE FOR STAKEHOLDERS	10,000+ Dealers engaged under our loyalty programmes in FY22 4 New patents filed	Vendor Code of Conduct to report any unethical practices Supported suppliers during Covid-19, with regular virtual connect, finalisation of contracts and guidance for compliance with applicable regulation	₹130 million CSR expenditure 1 million+ Outreach population through our CSR programs

GRI 102-21, 40, 42, 43, 44

We engage with both internal and external stakeholders. Our engagement process gives us insight into the operating environment, keep abreast of the latest market trends, customer needs and understand our growth opportunities. This helps us recalibrate our strategy in accordance with the needs and expectations of our stakeholder groups and ensure meaningful outcomes. We strive to ensure the health and safety, welfare and professional growth of our internal stakeholders, while promising quality, accountability, responsible business conduct as well as sensitivity to social and environmental concerns to our external stakeholders.



Investors



Government and regulatory bodies



Industry associations, knowledge and technology partners



Employees

Return on investment

Financial viability – short and long term

Risk management/ sustainable investing

Climate protection

Low carbon footprint operations

Policy and procedure formulation to shape current and future business growth

Conducive policies on RE, sustainable biomass use, alternative (green) fuels and circular economy practices

Policy advocacy supporting government

Technology and best practice sharing for business growth and sustainability

Performance-review and feedback

Training and development

A progressive career path

A conducive work environment and good culture

Quarterly financial results and release of outcome of Board meetings

Annual reports and investor presentations

Websites

Investor meetings

Participation in conferences

Annual reports

Communications with regulatory bodies

Formal dialogues

Sustainability/integrated reports

Working Groups

Conferences and seminars on technology

Awards and recognition

Weekly/monthly reviews

HR forum, townhalls

Intranet portals

Talent satisfaction survey

Training programmes

Grievance redressal mechanism

Publications and newsletters

250%

₹5 per share final dividend

₹14 crore*

Taxes paid

Engaging with WEF, CMA, GCCA and WCA

Contributed to the report on Blended cements with GCCA

₹19 million+

Total annual monetary contribution towards Industry Associations, of which ₹7 million+ (the largest) contributed to Cement Manufacturers Association (CMA)

2,594

Total executive training hours

61,240

Safety training hours

* Consolidated

Defining our core issues

Through materiality assessment we identify the social, environmental and governance issues that matter most to our stakeholders, and thereby impact our business. It also helps us align our ESG priorities with the wider business processes and report on them with clarity. We conducted a detailed materiality assessment exercise in FY21 to engage with a diverse group of stakeholders and have since then, regularly reviewed the 20 topics that are material to our operations.



IDENTIFICATION AND ASSESSMENT OF POTENTIAL TOPICS



EXTERNAL STAKEHOLDER ENGAGEMENT SURVEYS



INVESTOR PRIORITIES
through desk-based research



SENIOR MANAGEMENT INTERVIEWS
to understand the Company's priorities



EMPLOYEE ENGAGEMENT SURVEYS



GLOBAL REPORTING FRAMEWORKS
GRI Standards, <IR> Framework, SASB material topics



ESG RATING AGENCIES
DJSI material topics, MSCI materiality map



PEER BENCHMARKING
in the cement industry – Indian and international cement companies



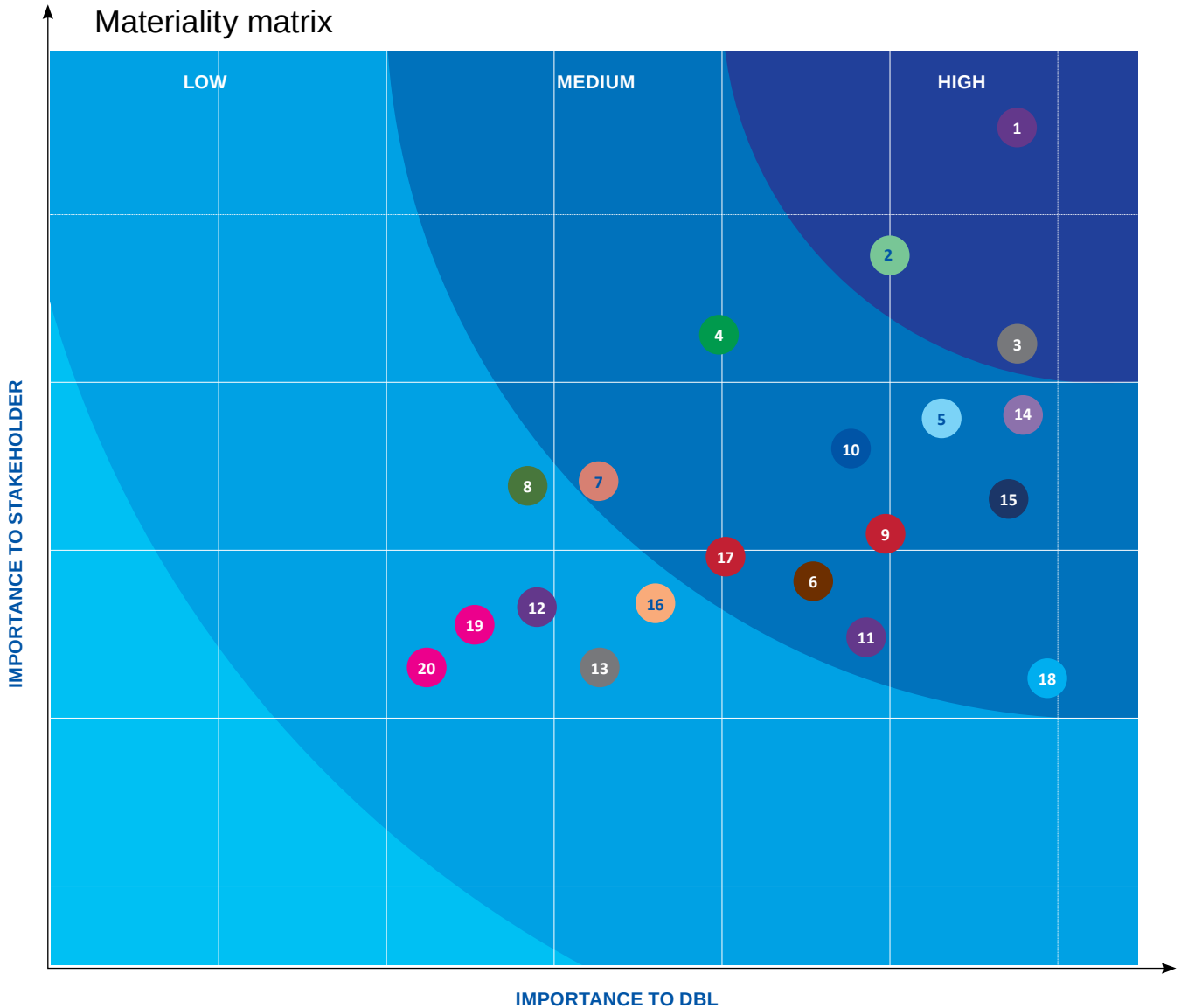
PRIORITISING MATERIAL AREAS
through insights gathered from external and internal stakeholder engagements to arrive at the bucket list of material topics; this was further assessed to combine interrelated topics; the final list was categorised as per their priority levels (high, medium, low)



PROCESS IMPROVEMENT ACTIVITIES TO MANAGE MATERIAL ISSUES
by defining targets and monitoring the progress of the key performing indicators



PERFORMANCE EVALUATION
Based on the set indicators, progress made against each material area is assessed every year and reported to external and internal stakeholders



Material issues

High risk ↑	Medium risk ↔	Low risk ↓
1. CIRCULAR ECONOMY	4. CUSTOMER AWARENESS ON GREEN CEMENT	8. SUSTAINABLE VALUE CHAIN
2. CLIMATE CHANGE	5. WATER CONSERVATION	12. DIVERSITY AND GENDER EQUALITY
3. ALTERNATIVE (GREEN) FUEL USAGE	6. BIODIVERSITY	13. EMPLOYMENT AND LABOUR PRACTICES
	7. EFFLUENT & WASTE MANAGEMENT	16. PRICING INTEGRITY
	9. COMMUNITY DEVELOPMENT	19. GRIEVANCE REDRESSAL
	10. TALENT MANAGEMENT	20. LAND ACQUISITION FOR MINES AND NEW PROJECTS
	11. OCCUPATIONAL HEALTH AND SAFETY	
	14. ECONOMIC PERFORMANCE	
	15. CORPORATE GOVERNANCE	
	17. PRODUCT INNOVATION	
	18. BRANDING AND REPUTATION	

Acting on a decisive growth strategy

To make use of the opportunities unfolding before us and realise our ambition of becoming a pan-India pure play cement company, we have decided to embark on a strategic growth drive. The growth plan includes capacity expansion through brownfield and greenfield projects as well as expansion of existing facilities, acquisitions and debottlenecking of production at an investment of ₹9,000 crore over the next three years. All the while, we will be aligning our operational decisions with our sustainability targets.



Mapping progress along set strategic vision

STRATEGIC IMPERATIVES	PROGRESS IN 2021-22
<p>PAN India pure play cement Company</p>	<p>Focus on cement business. The retail and refractories businesses were divested from DCBL</p>
<p>Significant presence in every market where Dalmia operates</p>	<p>Market leader in the highly attractive East India market</p> <hr/> <p>Supplying to key projects:</p> <hr/> <p>14,000 Km NHIDCL road construction</p> <hr/> <p>Eastern Freight Corridor</p> <hr/> <p>Dibang hydropower project</p> <hr/> <p>Patna Metro</p> <hr/> <p>Affordable housing in Odisha</p> <hr/> <p>North East Airport upgrade</p>
<p>Grow capacity at a CAGR of 14-15% over the next decade to reach 130 MTPA by 2030</p>	<p>Building plants with deep technology integration for better operational efficiency and sustainability</p> <hr/> <p>Commissioned new line of Dalmia DSP Unit- II near Cuttack, Odisha and Murli cement plant in Maharashtra</p>
<p>Emerge as one of the most profitable and environment-friendly company in India</p>	<p>Putting appropriate efforts at reducing our carbon footprint, increasing the proportion of green fuel and renewable energy</p> <hr/> <p>13.3x water positive and continue to grow the water harvesting capacity</p>
<p>Maintaining a strong balance sheet along with highest standards of corporate governance</p>	<p>Continued focus on building enhanced transparency and embracing the highest standards of governance</p> <hr/> <p>Released Corporate Governance Guidelines, a Code of Conduct and Financial Ethics</p> <hr/> <p>Developed a formal Capital Allocation Policy and a Treasury Policy</p> <hr/> <p>Appointed Ernst and Young LLP as Internal Auditors</p>
<p>Continue building a great organisational culture and a strong value system</p>	<p>Building organisation for future</p> <hr/> <p>Succession planning</p> <hr/> <p>Talent development</p> <hr/> <p>Performance management</p> <hr/> <p>Digitalisation</p>

Proactive and efficient risk mitigation

We are aware that an improper risk assessment can unduly stress our natural and human capital as well as our assets. At Dalmia Bharat, we proactively identify, investigate and assess risks and opportunities. Our focus is on timely identification of potential risks and moderating their impact through responsible mitigation.

Enterprise risk management at Dalmia Bharat Limited

We are operating in a dynamic and interconnected business landscape with a rapidly changing external environment that is characterised by increasing geopolitical tensions, stringent regulatory oversight, consolidation of peers, supply chain disruptions, environmental risks and fast-paced technological advancement. We are aware that all these could impact our value chain and pose challenges to the achievement of our strategic objectives.

We have institutionalised an Enterprise-wide Risk Management (ERM) Program and Framework to provide a comprehensive view of our risk exposures, and to facilitate a risk-informed decision-making in a highly volatile business environment. The Board of Directors and the management are cognisant of the need to equip the organisation with the necessary framework and processes to effectively manage risks and navigate the complex risk environment in which we operate.

A robust risk governance structure has been developed across the Group to enhance its risk maturity and enable greater oversight over the risk management process. The Board of Directors has constituted the Risk Management Committee (RMC), a sub-Committee of the Board. At the level of the senior management, it has set up a robust governance mechanism for periodic review of the key risks and risk indicators across our value chain. A Chief Risk Officer has been appointed to drive the ERM initiatives across the Group. Each business unit and function nominates risk champions and risk owners to promote focused discussions on identified risks, and periodically monitor the risks at their respective levels.

Risk management framework and process

The ERM process of the Group is aligned with leading international standards such as COSO ERM 2017 and ISO 31000:2018. At Dalmia Bharat, we have adopted a combination of bottom-up and top-down approach to drive ERM across the Group. The approach includes identification, regular assessment of risks, defining and monitoring of mitigation strategies by the respective risk owners across operations and functions. Basis our six capitals, we have also defined our risk appetite with tolerance limits to assess the impact of the risks in achieving our strategic objectives. These serve as key considerations during decision-making.





The leadership team identifies and assesses long-term and strategic risks for the Company. Risks are aggregated under major risk themes at the enterprise level, to identify the specific areas of focus and thereby formulate and prioritise mitigation strategies.

At Dalmia Bharat, we review our risk management policy and framework on a periodic basis to align the risk management process with evolving regulatory requirements, and to also increase the maturity and resilience of the Group's mitigation mechanisms, so that we are able to address the challenges of the uncertain business landscape. Recent changes in the framework that enhance the risk management process include the following:

- Anticipate and measure emerging risks and opportunities
- Embed risk-based decision-making and implement mechanisms to reward best practices
- Integrate the ERM framework with the Environment, Social and Governance (ESG) practices of the Group
- Extend risk management practices beyond risk mitigation and build contingency and business continuity mechanisms

The objective of our ERM process is to monitor, manage and mitigate the risk of failure so that we can achieve our strategic objectives and explore opportunities in a risk-informed manner to protect and enhance value. We endeavour to integrate risk management with our business operations, improve organisational maturity and preparedness to manage unforeseen risks, and enhance our ability to respond to various crisis scenarios.

Risk management process under the ERM framework

				
<p>Scope, context and criteria for risk process</p> <p>Defining the scope of the process after understanding the internal and external context within Dalmia Bharat's risk appetite</p>	<p>Risk identification</p> <p>Identification of sources of risk, areas of impact, events and their causes along with their potential consequences on the achievement of business objectives</p>	<p>Risk analysis, evaluation and prioritisation</p> <p>Evaluate and assess the potential impact, likelihood and velocity of the identified risks and prioritise risks based on the risk rating to identify key risks</p>	<p>Risk treatment</p> <p>It involves the process of planning and implementing risk mitigation plans response strategies and assessing the effectiveness of the treatment</p>	<p>Risk monitoring and reporting</p> <p>The status of the risks needs to be monitored periodically, given the changing external environment, and the key enterprise risks must be reported on a periodic basis to evaluate the progress of mitigation plans</p>

Key risks to the business

RISKS	 Commodity prices	 Climate change	 Competition	 Talent Management
	Volatility in the commodity prices i.e., of fuel and raw materials.	Based on the TCFD ¹ recommendations we have identified climate related risks and carried out scenario analysis.	Competition with pan-India peers and emergence of new entrants.	Ability to attract and retain talent for critical roles with key skillsets
	Capital impacted: Financial	Capital impacted: Natural, Social and Relationship	Capital impacted: Financial and Intellectual	Capital impacted: Human
OUR MITIGATION STRATEGIES	We are looking to move towards green power and alternative (green) fuels such as bio-mass, municipal and industrial wastes reducing use of fossil fuels. We are also making efforts to reduce clinker to cement ratio.	We ensure that the climate risks and associated mitigation/adaptive controls are embedded at the inception stage itself. The details of our mitigation measures can be read on page 58.	Focus on producing blended cement and low carbon cement varieties along with cost leadership, focus on quality & innovation and customer satisfaction.	We have a robust talent management framework is put in place. We have enhanced focus on training, capacity building and multiskilling. Succession planning is done for all critical roles.

We have identified Commodity Prices and Talent/People Management as the emerging risks for our company in next 3-5years.

¹ TCFD - Task Force on Climate related financial disclosures
The Climate change risks have been discussed in detail in the TCFD Section of this report (refer to page 63)

Fulfilling our sustainability agenda

At Dalmia Bharat, we acknowledge the need for environmental and societal action and recognise our responsibility towards embedding them in our business decisions. In order to inculcate integrated thinking, we have a cross-functional team with senior leadership oversight at the Board level. We have established an internal sustainability team to oversee environmental, health and safety aspects, with members drawn from operations and various management levels. They are responsible for reviewing and approving targets, roadmap and implementation of our sustainability vision. The team propagates our sustainability agenda across the organisation for stronger alignment.



Matching climate goals with aspirations

We have taken ambitious targets for climate change mitigation along with renewable energy, energy productivity and others, to contribute to it. We have committed to Science Based Targets Initiative (SBTi) and RE100 - 100% renewable power by 2030. We have committed to EP100 - double energy productivity by 2030, using a 2010-11 baseline and EV100 - 100% electric fleet by 2030.

ASPECT	TARGET	ACHIEVEMENTS FY22
Climate change mitigation	Reduce scope 1 GHG emissions 32% per tonne of cementitious material by FY34 from a FY19 base year and scope 2 GHG emissions 61.9% per tonne of cementitious material within the same timeframe validated by SBTi Carbon negative by 2040	Scope 1 emissions - 9% reduction against 2019 baseline Scope 2 - 30% reduction against 2019 baseline We have achieved carbon footprint of 489 KgCO ₂ /t cementitious material against baseline of 546 KgCO ₂ /t cementitious material and we are in the trajectory to achieve the target of being carbon negative by 2040
Renewable energy	Usage of 100% renewable power under fossil free electricity initiative by 2030 (RE 100)	17% is the share of non fossil power consumption out of the total power share
Energy productivity	To double the energy productivity by 2030 (EP 100), baseline 2010-11	The energy productivity has increased to 2.23, which is 43% improvement compared to 2010 baseline and we are in-line with our target of doubling energy productivity
Alternative (green) fuels	100% Thermal Substitution Rate i.e. using 100% alternative (green) fuel for generating heat to replace fossil fuel by 2035	13% Thermal Substitution Rate achieved this year by replacing fossil fuels by industrial wastes, municipal solid waste, renewable biomass (bamboo/plantation), hazardous waste
Electric vehicles	Use of electric vehicles for significant EV transition by 2030 (EV 100)	We joined EV100 in 2021 and in the first year of the target, we have purchased 22 heavy duty electric trucks for transportation of our raw materials
Blended cements (low carbon cements)	Switch to 100% blended cement production by 2026	80% blended cement share achieved this year using 9 million tonnes alternative raw materials like fly-ash, slag and others



Capitals that empower us

To realise our growth ambitions, we will need to leverage and balance our capitals, which are interlinked to one another, and enable us to create sustained value for our stakeholders.

We continue to prioritise a strong balance sheet, foster a culture of diversity, inclusion and openness in our work environment, grow our longstanding relationships with our stakeholders, including our people and communities, take initiatives that preserve our natural capital and address both internal and international aspirational targets to minimise harm to the environment and promote inclusive development.



In this Section

Financial Capital	44
Intellectual Capital	48
Manufactured Capital	52
Natural Capital	56
Human Capital	68
Social and Relationship Capital	78



- C1
- C2
- C3
- C4
- C5
- C6

Financial capital

At Dalmia Bharat, our goal is to maximise value for our stakeholders through effective allocation and management of our financial capital. We have a clear capital allocation policy for our planned capacity expansion, exercises to drive greater efficiencies in our processes and systems, and making our portfolio more robust through innovation and value additions. We are an almost zero debt company and our strong balance sheet remains one of our fundamental strengths.

Material topics

- M21 **Economic performance**
- M15 **Pricing integrity**

Sustainable Development Goals





Prudent management to maximise stakeholder value

Our financial performance is a result of the importance we accord to the quality of our offerings, interactions and governance. Judicious allocation, technology-led investments, effective marketing as well as strong terms of trade, are all part of the holistic approach that has enabled us to post consistently strong financial returns and sustainable value.

12%

Growth in revenue from operations reported in FY22 to ₹11,286 crore

₹1,091

Cement EBITDA/MnT in FY22

250%

₹5 per share final dividend

Key financial performance indicators

Revenue from operations (₹ in crore)



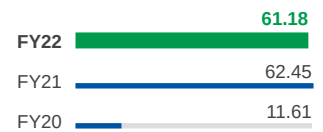
Sales volume (MnT)



Cement EBITDA (₹/t)



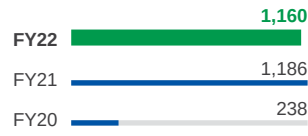
Basic earnings per share (₹)



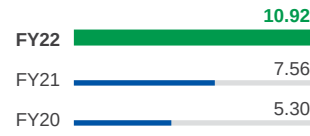
EBITDA margin (%)




Profit after tax (₹ in crore)




Interest coverage



Net debt to equity



Net debt to EBITDA



Growth

The year under review was marked with challenges posed by the second wave of the pandemic, with the second half witnessing significant headwinds in the form of declining rural demand, erratic monsoons and a general inflationary environment. We had to work with undeterred focus to still report a revenue growth of 12%, in tow with volume growth at 7.3% and growth in average realisations at 3%. Operationalising Murli plant in the west during the fourth quarter added to this volume growth.



Efficiency, margins and profitability

During the year, we saw a hike in key input prices. While we source our limestone requirements from captive sources, a hike in coal and crude prices posed threats to our profitability. We minimised the impact through alternative fuels (AF) and green energy. Green energy consumption accounted for 17% (including non fossil fuel based grid consumption) in our total energy mix among the highest in the industry. We are committed to taking this to 100% by the end of 2030.

Operating EBITDA for the year declined 12% to ₹2,426 crore in FY22 against ₹2,762 crore in FY21. Operating EBITDA margin declined 600 bps to 21% in FY22 from 27% in FY21, primarily due to increase in the input prices.

Our focus on paring down debt has helped us reduce our net finance cost. The low interest rate regime also brought down our overall interest burden.

Our profit for the year registered moderate degrowth of 2% – from ₹1,186 crore in FY21 to ₹1,160 crore in FY22.

Capital and funding

This year our funding profile was strengthened due to strong profitability. Total equity increased 22.69% during the year while total capital employed increased 16.70%. Gross debt was lower by ₹586 crore and stood at ₹3,140 crore as at March 31, 2022, due to pre-payments and repayments of various term loans, non-convertible debentures, short-term loans and buyer's credit during the year. Net debt to EBITDA for FY22 stood at (0.59) from 0.06 reported in FY21. Our sharp focus on trade segment helped strengthen our receivable cycle and subsequently our working capital management.

We are focusing on capacity expansion to reach our 48.5 MTPA by FY24 and 130 MTPA by FY30 agenda. During the year, we invested ₹1,988 crore towards development capex, funded through a mix of debt and equity.

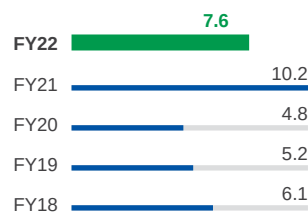
Financial stability

Total assets of the Company increased 12.83% from ₹22,042 crore as on March 31, 2021 to ₹24,871 crore as on March 31, 2022. Current assets, accounting for 29.58% of the total assets, increased 24.44% during the year under review. Our non-current assets reported a growth of 8.62% during the year, driven by fair valuation of the equity investment and recognition of deferred tax asset in Murli Industries.

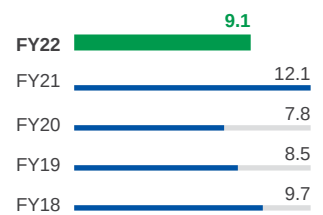
Cashflow and liquidity

Net cash from operations declined to ₹1,937 crore against ₹3,604 crore the previous year, largely owing to repayment of debt along with payment of interest and dividend. Net cashflow from financing activities stood at ₹(942) crore during the year against ₹(3,375) crore in the previous year. Cash and cash equivalents at the end of the year stood at ₹(140) crore against ₹(195) crore at the end of the previous year.

Reported return on capital employed (%)



Adjusted return on capital employed (%)





- C1
- C2
- C3
- C4
- C5
- C6

Intellectual capital

For our accelerated growth, we have drawn up a holistic innovation roadmap to attain next-generation capabilities. Together with aggressive capacity and geographic expansion plans, we are investing in strengthening our R&D to continuously raise the quality of our cement, while lowering the overall impact it bears on the environment. Our three R&D centres are always abreast of global industry trends, changing customer demands and environmental impacts.

Material topics

M11 **Product innovation**

Sustainable Development Goals

<p>9 INDUSTRY, INNOVATION AND INFRASTRUCTURE</p> 	<p>11 SUSTAINABLE CITIES AND COMMUNITIES</p> 	<p>12 RESPONSIBLE CONSUMPTION AND PRODUCTION</p> 
<p>13 CLIMATE ACTION</p> 	<p>17 PARTNERSHIPS FOR THE GOALS</p> 	







Research capabilities powering our unified growth strategy

With its cutting-edge facilities and scientific talent pool, our new research and development centre – CONPAC – is accelerating our path to converting innovations into products and taking laboratory research to the production lines. Robotic auto sampling, atomic level visualisation and macro-scale physical property testing capabilities are the centre’s differentiators. They keep us ahead of global industry trends, customer demands and environmental needs.

Key focus FY22

This year was all about considering new ideas of improvement and optimisation. We considered the following:

Rejected limestone utilisation

We innovated a new way to use calcined limestone as a performance improver in both slag and composite cement, to bring down clinker consumption, waste and carbon footprint of our cements.

Clinker factor reduction

We optimised trials with multiple raw mixes using pond ash, red mud and other prospective raw material alternatives for four different plants viz. Kadapa, Aryalur, Dalmiapuram and Belgaum, to improve clinker quality, optimise costs, and increase waste utilisation.

Performance enhancement of cement

Various performance enhancers have been tried in both pyro-processing and cement grinding to extract more from the cement at the same or reduced cost.

Central R&D at Rajgangpur plant

Setting up a central R&D facility is a first for us and is aimed at taking care of both plant related challenges and develop new and innovative products for a carbon neutral future, while keeping our business profitable. It is equipped with world-class instruments and a full-fledged concrete facility for all future concrete trials and new cement/concrete product innovations.

Patent filing

This year, we filed for four dry mix based product patents based on our last year’s product launches.

Efforts in driving innovation and research

We are always participating in dialogues and collaborations with different universities, institutes and organisations in India and overseas, for the betterment of the industry.

Chemert

Chemert is a Chicago based technology firm, which has a patent pending technology of electrochemically producing cement. Bill Gates’ Breakthrough Energy Foundation is the funding agency of this organisation .

Indian Green Building Council

The Indian Green Building Council (IGBC), part of the Confederation of Indian Industry (CII) was formed in the year 2001.

Indian Association for the Cultivation of Science, Kolkata

Indian Association for the Cultivation of Science (IACS) is a public, deemed, research university for higher education and research.

CBRI-Central Building Research Institute, Roorkee

The Central Building Research Institute, Roorkee, India, is vested with the responsibility of generating, cultivating and promoting building science and technology in the service of the country. Since inception in 1947, it has been assisting the building construction and building material industries in finding timely, appropriate and economical solutions to the problems of building materials, health monitoring and rehabilitation of structures, disaster mitigation, fire safety, as well as energy-efficient rural and urban housing. The Institute is committed to serve people through R&D in the development process and maintain linkages at international and national level.

R&D investment

- Approved capex for laboratory equipment procurement is ₹90 lakh for FY22
- Approved capex for construction of NPD laboratory at RGP is ₹97.99 lakh for FY22



- C1
- C2
- C3**
- C4
- C5
- C6

Manufactured capital

Strategic expansions and acquisitions, proactive de-bottlenecking and energy-efficiency measures keep us sharp as an enterprise. Our 14 state-of-the-art manufacturing units spanning nine Indian states offer the reach and resources to meet this demand without disruptions.

Material topics

M19	Land acquisition for mines and new projects
M5	Water conservation
M6	Biodiversity
M7	Effluent and waste management
M1	Circular economy
M2	Climate change
M3	Alternative (green) fuel usage
M21	Economic performance

Sustainable Development Goals

6 CLEAN WATER AND SANITATION 	7 AFFORDABLE AND CLEAN ENERGY 	12 RESPONSIBLE CONSUMPTION AND PRODUCTION 	17 PARTNERSHIPS FOR THE GOALS
---	--	--	--



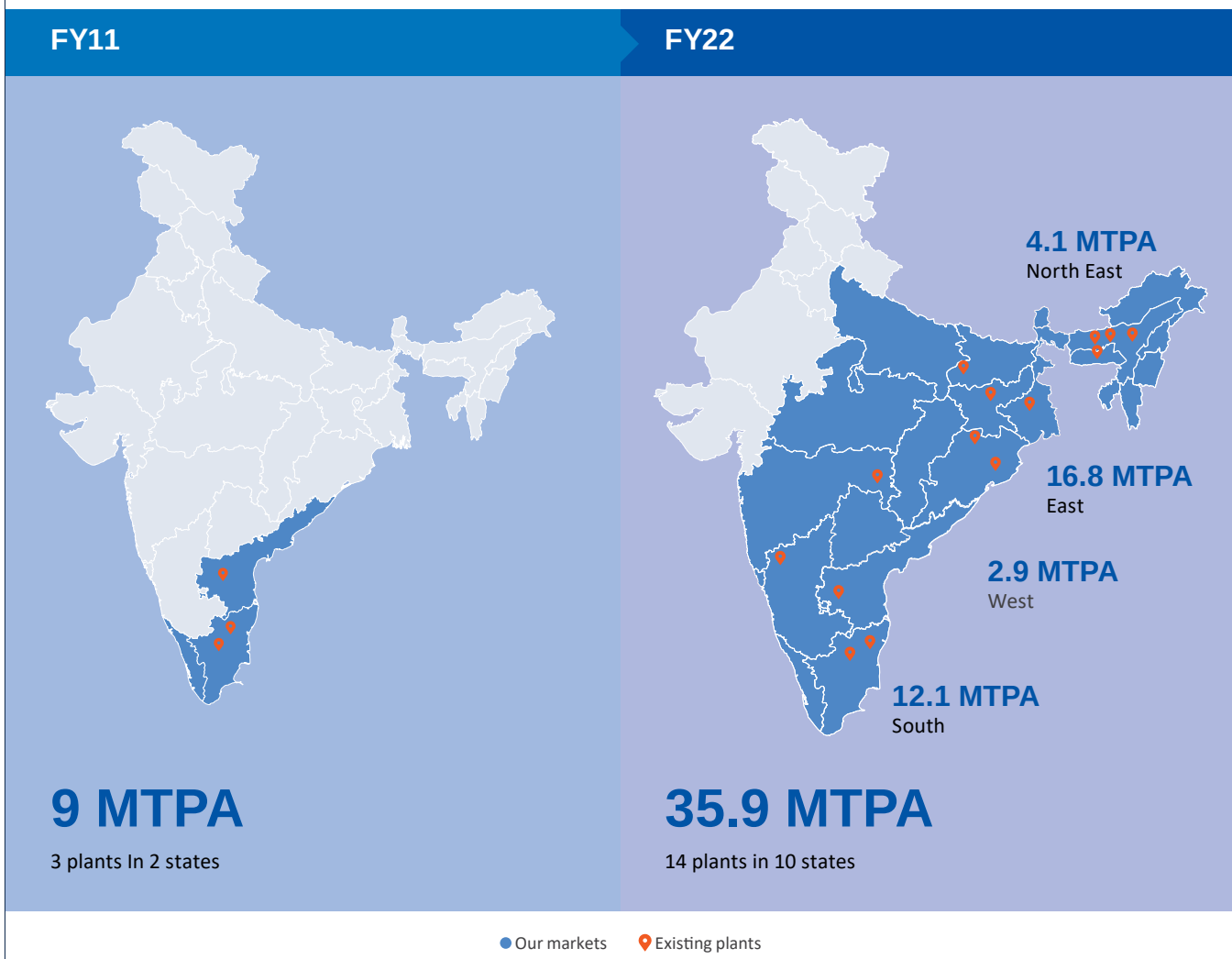


World-class facilities for optimal capacity utilisation

Our assets are strategically located near resource hubs to optimise logistics costs and reduce environmental impact. Our dry-process cement manufacturing plants are powered by low-carbon technologies, captive power plants and alternative (green) fuels, with seamless access to open cast and limestone mining resources. Dalmia Bharat contributes to 6% of India's cement capacity. We are the largest producer of portland slag and specialty cement in India.

Capacity evolution

Over the years, we have consistently worked towards increasing capacity.



Ongoing capacity expansion projects

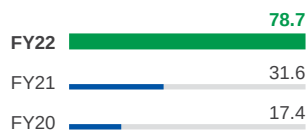
Name of project/plant	Brownfield/Greenfield	Year of commissioning	Cement capacity addition (MTPA)
Jharkhand plant	Brownfield	FY24	2.5
South Chennai (TN)	Greenfield	FY24	1.5
Meenakshi Cement Works (Sattur - TN)	Greenfield	FY24	1.5
Vaishali Cement Works (Bihar)	Greenfield	FY24	2.5

Operational performance highlights

Sales volume (MT)



Clean energy capacity(MW)



Introducing our products to Maharashtra

This year we launched our premium offerings – Dalmia Cement Future Today (DCFT) and Infra Pro-from our first manufacturing facility in Maharashtra. It aims to cater to the rising cement demand, particularly for PPC cement, ideal for construction under aggressive weather conditions. The cement will be initially available in markets across Nagpur, Vidarbha, Marathwada and Khandesh.

Produced using superior ingredients for high-strength construction, Dalmia Cement Future Today is water and corrosion resistant. The Infra Pro variant is known for its consistency, high strength and performance. Through a team of qualified engineers, customers are offered technical services for guidance on mix design, material testing and admixture compatibility.

Dalmia DSP Unit II, Cuttack as part of Odisha expansion

The commercial production of Line 2 established at the plant has started this year, which increased the capacity of plant by 2.25 MTPA. This expansion is in line with our commitment to fostering sustainable growth while creating job opportunities in the region.

Odisha is an important market for us and commercial production will enable us to cater to the demand for cement, from both rural and urban centres in the region. In keeping with our philosophy of ‘clean and green is sustainable’, we have deployed the latest machinery and technology at the KCMW unit to produce 100% blended cement. This step supports our commitment to becoming carbon negative by 2040.

Power related initiatives

Kadappa WHRS successfully commissioned in AQC Boiler in August 2021 and PH Boiler in October 2021.

Solar power plants commissioned:

- Medinipur – 4.10 MWp in October 2021
- Kapilas – 17.5 MWp in November 2021
- Kadappa – 16.08 MWp under commissioning

Overall, Group green power contribution included captive generation and direct purchase of renewable from grid has increased from 7% in FY21 to 12% in FY22 (Solar: 2%, WHRS: 8% and GTAM: 2%).

Green fuel in Group CPP has increased from 2% in FY21 to 9% in FY22.



- C1
- C2
- C3
- C4**
- C5
- C6

Natural capital


We want to be carbon negative by 2040 and committed to the Science-Based Targets initiative (SBTi), in line with the Paris agreement 1.5-degree scenario. We have converted our carbon-negative roadmap to action-oriented, measurable targets and have aligned them to Paris Climate Agreement and Sustainable Development Goals. We call them Dalmia Determined Contributions (DDC), which are a blend of existing and advanced levers. These targets, together with our set target on the capacity front, can only be achieved through an unremitting focus on growth, sustainability and decarbonisation.

Material topics

M2	Climate change
M3	Alternative (green) fuel usage
M1	Circular economy
M7	Effluent and waste management
M20	Sustainable value chain
M5	Water conservation
M6	Biodiversity

Sustainable Development Goals





Reducing our impact to preserve resources

We follow a precautionary approach towards minimising our impact on the environment. We have implemented environment, health and safety (EHS) management systems to monitor and improve our performance on climate change, water, biodiversity, circular economy, as well as effluent and waste management.



GHG emissions

12.55 million tCO₂/year

Scope 1 emissions

0.45 million tCO₂/year

Scope 2 emissions

1.06 million tCO₂/year

Scope 3 emissions

113.6 tCO₂/million ₹

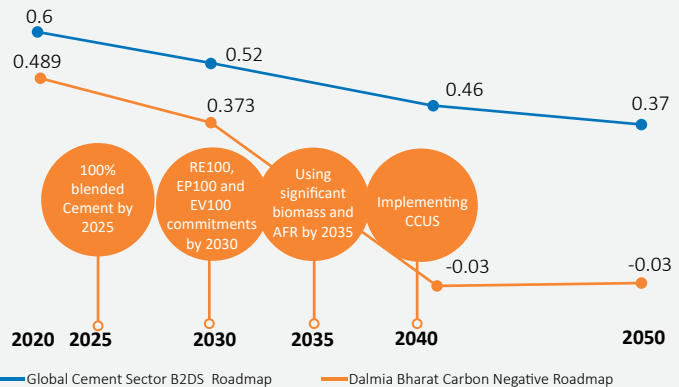
Total scope 1 and scope 2 emissions per rupee of turnover

Carbon emission reduction


41%

reduction in carbon footprint, compared to 1990 baseline.

Cement sector Net Zero pathway vs Dalmia Bharat Roadmap
Direct tCO₂ intensity per tonne cement produced



Group carbon footprint Kg CO₂/tonne of cementitious material



Increasing alternative (green) fuel consumption at Dalmiapuram

Use of alternative (green) fuel reduces our dependence on fossil fuels while being more sustainable. At our Dalmiapuram plant in Tamil Nadu, we have been utilising alternative (green) fuels since 2016. To achieve a homogeneous feed of green fuel of uniform calorific value, we installed a full-fledged pre-processing unit in November 2020. Initially, the feeding of the fuel was done manually through a winch system. In June 2019, a feeding system of 15 TPH capacity was commissioned to help improve the Thermal Substitution Rate (TSR) from 3% to 8%. After stabilisation of the feeding system, the plant was able to achieve a TSR of up to 12%. Homogenised alternative (green) fuel feeding with the help of the pre-processing unit, enabled the plant to achieve a TSR of up to 20%.

In FY22, we were able to further improve the TSR to 30% at 4,200 tonnes per day through modifications in the existing

equipment carried out on the basis of in-house ideas generated through a brainstorming session.

The modifications were:

- Increase of ATS extractor operating capacity from 19 to 25 tonnes per hour (TPH)
- Increase of transportation belt capacity from 20 to 25 TPH
- Modification of green fuel feeding chute and replacement of bent portion with temperature-resistant arco plate. The remaining feed chute was replaced with SiC bricks to avoid erosion due to high ash from RDF
- Provided skirting arrangement (height: 500 mm) on both sides of transportation conveyor across the length (310 m)
- Utilisation of used ESP sheets as deck plate throughout the transportation belt conveyor to avoid material accumulation

Alternative (green) materials, fuels and contribution to circular economy

As one of India's principal proponents of 'green cement', we optimise the use of natural resources and explore ways to utilise waste as a resource. We are taking steps to reduce the clinker factor and increase the share of blended cement in our product mix.

We use the waste produced by other industries, including fly ash and alternative (green) fuels. We reuse waste generated by iron and steel, petroleum, power, pharmaceutical and aluminium

industries, along with municipal waste to replace fossil fuels in our pyroprocessing. Our clinkerisation plants utilise carbon black and waste from processes, fibre reinforced polymers, footwear and spent wash. They also reuse GEPIL solid and liquid waste mix, refuse-derived fuel, palm bunch, captive power plant dry fly ash (CPP DFA) and hard-to-recycle multilayer packaging, like chocolate wrappers among others, as alternative (green) fuels.

0.4 MnT

Alternative (green) fuels used in FY22

9 MnT

Alternative raw material for cement produced in FY22

9.4 MnT

Alternative (green) fuels and raw materials utilised for cement production

13%

Thermal Substitution Rate (TSR)

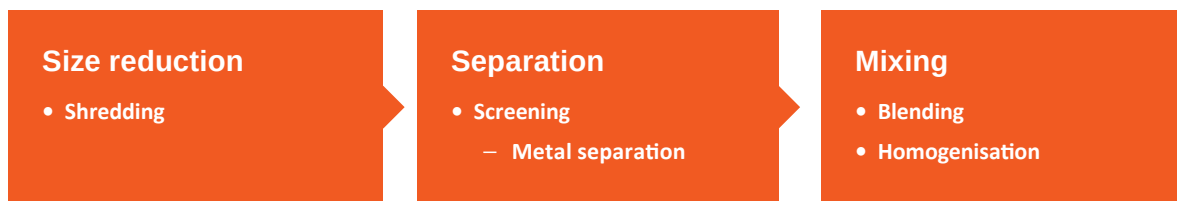
Optimising alternative (green) fuel use at Ariyalur

Co-processing means the simultaneous recycling of waste in cement kilns and the recovery of energy without the release of harmful emissions. This minimises the use of natural mineral resources and fossil fuels, promotes energy efficiency and reduces our carbon footprint.

At our Ariyalur plant in Tamil Nadu, we have set up a new alternative fuels and raw materials (AFR) feeding system to co-

process different kinds of waste. The 25 TPH pre-processing system comes with an imported shredder used for reducing the alternative (green) fuel volume to less than 80 mm and a 25 TPH screen, which is used to segregate alternative (green) fuel as per desired volume size, by adjusting the speed. To get uniform calorific value and control the chlorine content, different alternative (green) fuels are blended for homogenisation before being fed for co-processing.

Pre-processing system



Feeding system



We have also installed a 25 TPH capacity extractor with weighing system and auto adjusting calibrator, to maintain the AFR feeding material height, ensuring uniform and controlled flow at a desired set point. The extractor helps

feed the material into the pre-calciner in a uniform and consistent manner. Belt conveyors which are 1 km long have been installed, with complete covering sheet, to avoid spillage and for protection from rain.

Carbon capture and utilisation

Of the cumulative carbon emissions in the cement industry, ~55% are attributable to the de-carbonation of limestone in the process. These emissions can only be eliminated through a technology lever called carbon capture and utilisation. There have been global experiments in the capture and utilisation of carbon emissions. Some technologies, which were established for carbon capture for a long time are amine-based capture, and the world is finding new solutions in the form of amine plus salt capture.

The captured carbon emissions can play an important role in accelerating circular economy. For example, captured carbon can be

used as a direct feed to fertiliser, beverages, textiles, food and many other industries. Multiple products are being made at lab scale, such as synthetic fuels, proteins, carbon rods, inorganic compounds, among others.

We have completed the pre-feasibility study of Carbon Capture and Utilisation (CCU) plant with support from Asian Development Bank (ADB), Tamil Nadu this year. In the next step of project implementation, we are discussing the design aspects with potential partners for CCU project activity.

Energy productivity

Energy productivity is about generating more economic value per unit of energy consumption. It takes the overall system efficiency approach. Since cement production is an energy-intensive process, responsible use of energy is essential. We are making consistent efforts to reduce dependency on fossil fuels and better manage energy usage across the production value chain.

63.1 MW

Waste Heat Recovery Systems (WHRS) and Solar power generation capacity

2.23

Energy productivity of the group; 43% improvement compared to 2010 baseline, in-line with our target of doubling energy productivity by 2030

Key levers to increase energy productivity



Reduce the use of natural resources by increasing the share of industrial waste as raw materials from thermal power plants, iron and steel industry, aluminium industry, among others



Implement more energy-efficient technologies



Increase the market share of blended cements



Commission waste heat recovery power generation projects



De-bottlenecking of existing capacities to produce more with less energy consumption

Increasing renewable energy consumption

We are aggressively growing our renewable energy capacity and expanding capacities for solar power and WHRS. In FY22, we added 9.4 MW units of WHRS and 22.1 MW of solar power capacity. We are targeting a renewable energy mix of 159.98 MW by the end of FY23. We are the first Commercial and Industrial (C&I) customer to buy renewable power on the Green Term Ahead Market (GTAM) platform of the Indian Energy Exchange (IEX), besides buying and selling power on its Day Ahead Market (DAM) and RealTime Market

(RTM) platforms. We are sourcing renewable electricity as part of the total electricity we consume, through grid and IEX. We have started purchasing hydel power as part of our renewable energy commitment.

32 MW

Solar power capacity

31.1 MW

WHRS capacity

Switching to biodiesel

We started using biodiesel in our mining operations. In the coming years, biodiesel would make larger contribution in reduction of GHG emissions, from liquid fossil fuels consumed in mining equipment, heavy-vehicles and as start-up fuel in cement operations.



Climate change risk mitigation

We have assessed climate change impact on our operations as per recommendations and guidelines of Task Force on Climate-related Financial Disclosures (TCFD). This disclosure helps in improving transparency for the organisation’s climate-related risks and opportunities, and we will be sharing our progress periodically. Climate change poses physical and transitional risks. The physical risks include actual climatic changes that can affect the business and the transition risks cover aspects of policy, regulations and market that can affect the Company financially.

Governance

Dalmia Bharat has established a robust governance framework to shape climate change and sustainability strategies.



Strategy

In line with the TCFD recommendations, Dalmia Bharat has carried out a comprehensive risk assessment review to identify climate-related physical and transition risks across different time horizons.

TCFD category	Risk description	Time horizon ¹
Physical risks	Acute floods, storms, cyclones and extreme weather events	Short-term
	Chronic variation in temperature, precipitation and water stress over a period of time	Long-term
Transitional risks	Policy and regulation <ul style="list-style-type: none"> Introduction of carbon tax or Emission Trading Scheme (ETS) in future 	Long-term
	Technology <ul style="list-style-type: none"> Early retirement of assets before their useful life due to low-carbon transition 	Long-term
	Market <ul style="list-style-type: none"> Changing customer behaviour towards green products Increased cost of raw materials 	Long-term
	Reputation <ul style="list-style-type: none"> Increased stakeholder concern or negative stakeholder feedback for not being able to achieve global targets 	Medium-term

To avoid adverse effects of climate-related risks, Dalmia Bharat has formulated a robust business mitigation strategy to manage both physical as well as transitional risks.

¹Short term (0-3 years); Medium term (3-10 years); Long term (10-30 years & beyond)

Scenario analysis

With scenario analysis, we have evaluated a range of hypothetical outcomes by considering a variety of alternative plausible future states (scenarios) under a given set of assumptions and constraints.

For physical (chronic) risks, we have considered the latest set of scenarios released mentioned in IPCC AR6 (6th Assessment report) released in 2021. These are known as Shared Socioeconomic Pathways (SSPs) - SSP 1.9, SSP 2.6, SSP 4.5, SSP 7.0, SSP 8.5 over different time frames to assess the impact of chronic risks.

For transitional risks, a scenario analysis was undertaken in accordance with 1.5-degree Celsius scenario (1.5DS) and Well-Below 2-degree Celsius (WB2C) scenario for Dalmia Bharat Limited.

Type	Climate-related opportunities
Resource efficiency	Optimisation of natural resources
	Water conservation and replenishment
	Use of Alternative Fuel & Raw Materials (AFR)
	Increases use of Waste Heat Recovery (WHR)
Energy sources	Use of low carbon emission sources of energy
Products and services	Development and/or expansion of low emission goods and services
Markets	Access to new markets
Resilience	Development of climate adaptation and resilience

Risk management

As of FY 22, the impact of physical risks on Dalmia Bharat operations is less than 1% of EBITDA and hence insignificant. Climate change risks are managed using a risk management strategy.

For physical risks, we have put in place engineering and administrative controls. We have developed an emergency response plan which is rehearsed and reviewed on periodic basis, at each of our plants. For our upcoming plants, we have developed Standard Operating Procedure (SOP) for conducting climate risk assessment. Based on these SOP risk assessment exercise will be conducted and emergency response plan will be developed in future.

With regards to transitional risk, we have developed a near-term as well as a net-zero (long-term) roadmap (approved by Science Based Target Initiative(SBTi)) with year wise strategy and financial planning needed to reach the above targets. The roadmap includes efforts for abatement of emissions considering our business expansion and growth. We have also introduced internal carbon pricing mechanism supporting further carbon reduction.



Metrics and targets

Dalmia Bharat has taken carbon emission reduction targets approved by the Science Based Targets initiative (SBTi) to reduce scope 1 CO₂ emissions by 32% and scope 2 CO₂ emissions by 61.9% by FY34, with FY19 as baseline year. For the long term, Dalmia Bharat has taken a target to be carbon neutral by 2040, which is far more aggressive than those of the global cement sector. We already have a well-defined roadmap and strategy in place to reach carbon neutrality target by 2040.

INTERNAL CARBON PRICING

Dalmia Bharat uses Internal Carbon Pricing (ICP) as an important enabler for decarbonisation. The shadow ICP of USD11 per tonne of CO₂ is applied on a project-by-project basis on low-return projects with a long payback period.

Water stewardship

We made our first water positivity pledge in 2015, to achieve water positivity by 2017. Due to the combined efforts of our plants and our social responsibility work, we were able to meet the water positivity targets.

Our actions and measures on water positivity have been assured by a third party. This year, we are 13.3 times water positive.

Water management strategy

- Water conservation in plants, mines and colonies
- Creating water harvesting structures within plants, mines and for adjoining local communities
- Water conservation activities such as drip irrigation, among others
- Increasing recycled water consumption
- Design stage implementation of air-cooled condensers in power plants

Our plants are zero liquid discharge facilities and it is our goal to ensure that each of our plants become water positive and reduce dependency on freshwater. Rainwater harvesting, moderating water quality and captive power plants with inbuilt water conservation and air-cooled condensers, add to our collective efforts to reduce water consumption across our operations.

Our combined rainwater harvesting capabilities covering manufacturing, mining and other community initiatives have helped us become 13.3 times water positive. It has created surplus reserves of water exceeding the annual water needs of our operations. We have channelised the excess water to communities around our operations, to reduce their water procurement challenges. Our CSR arm, the Dalmia Bharat Foundation (DBF), has undertaken several other water conservation projects to enhance water security for communities. Details of these initiatives are provided in the social and relationship capital section.

4 million m³

Total water withdrawal

Zero

Water discharge



Minimising air emissions

Cement manufacturing generate emissions like SO_x, NO_x and dust. The main source of this emission is clinker production. We adopted a holistic framework of interventions and technology tools to monitor, manage and reduce these emissions. We have set up Continuous Emission Monitoring Systems (CEMS) at our plants, providing real-time emission status. Ambient Air Quality Monitoring Systems (AAQMS) have also been set up to monitor and display the results to apprise local stakeholders.

The air pollution control equipment commissioned in our plants, ensure adherence or betterment in air emission standards for cement plants applicable in India. Pyro-processing, controlling burning zone temperatures, homogenising raw materials, right fuel mix and using low NO_x calciners as well as low NO_x burners, help us contain NO_x emissions within a regulatory standard. We reduce dust emissions through ESPs and Bag House, fugitive dust emissions through covered conveyor belts, closed sheds for stacking limestone and other raw materials. Other dust control measures include using silos for raw materials and finished products, building concrete hauling roads, sweeping machines for cleaning streets and crushing ramps with tyre washers.

Absolute emission tonnes/year

PM	NO _x	SO _x
500	10,833	2,812

GRI 303: 103-1, 2, 3, 303-1, 2, 3, 4,
GRI 305: 103-1, 2, 3, 305-7

Biodiversity conservation

As a responsible company, we avoid setting up manufacturing plants in sensitive geographies harbouring valuable biodiversity. We develop and implement biodiversity and ecosystem management plans wherever we operate, to maintain the ecological balance around our units. We have set up bird habitats in all our plants containing water bodies and lush forest spaces, to help the flora and fauna thrive in and around it. We are committed to No Net Loss by 2040.

We have conducted biodiversity impact assessments across mines and seven cement plants. The results have shown that none of our mines or plants are in close proximity to critical biodiversity areas. We have prepared biodiversity management plans covering an area of 10 km radius from the unit boundary.

Committed to No Net Loss

Managing biodiversity at mines

- Planting saplings in core and buffer zone of mines
- Carrying out proper manuring and watering at plantation sites to achieve more than 80% survival of planted saplings, besides developing a fruit garden
- Backfilling mined out areas
- Managing the top soil which containing vital nutrients for plant growth
- Maintaining aesthetic beauty around reclaimed areas

Our responsible mining efforts

- Use of biodiesel in HEMMs at all units to reduce carbon emissions from mining operations; we have used ~2319 KL of bio diesel in FY22 in our mines
- Judicious blending of low-grade limestone with cement grade limestone to enhance life of mines
- Crushing of reject boulders to produce aggregates used as building materials, thus minimising solid waste generation (waste to wealth)
- Use of bucket screen to benefit high siliceous limestone at one of our southern mines, as it has limestone admixed with overburden/waste rocks with high silica content
- Utilising used water bottles and waste cement bags in blast holes to optimise the consumption of explosives
- Use of hydraulic rock breakers where mines are close to habitation, national highways, among others
- Using non-electric system in blasting to reduce ground vibration
- Cross-functional team to carry out regular safety observation across mines and take timely corrective actions
- Dust suppression by water sprinkling along haul roads and installation of AAQMS (Ambient Air Quality Monitoring Stations) for continuous monitoring of air quality
- Maintaining garland drain around dump and regular desilting
- Bamboo plantation in reclaimed area of mines



Biodiversity assessment at Umrongso plant

A primary field survey was carried out within a 10 km radius impact zone, in and around the plant area, to study the floral and faunal diversity of the terrestrial and aquatic environment of the study area. The study revealed that 54 trees, shrubs, herbs and five species of bamboo are dominant in the area, along with various species of cane, medicinal plants and grasses. Among the fauna, 19 species of mammals, 52 species of birds, 13 species of reptiles, 23 species of fishes and 2 species of amphibians were recorded. No Schedule-I species were found within study area. We are developing a greenbelt over an area of 9.63 ha, of which 6.33 ha has already been developed, and work is undergoing on the rest.

Digitising our mines

In order to digitalise our mining operations, we have created a mobile app for safety reporting. It acts as a safety observation audit portal to record unsafe acts/conditions. The app is easily accessible from anywhere in the mines and one can instantly record unsafe work/condition and act upon it accordingly. Accessibility and online tracking of limestone quality data from CBA through desktop and mobile app has been operationalised. Remote monitoring of operational parameters for the equipment is also being done. We are using software like Surpac and Autocad for geological modelling, mine planning and scheduling operations.

Converting mines to water reservoirs

We are examining deep points across our mines to convert them into water reservoirs. To this end, water is being harvested during monsoon by providing water channels from the catchment areas within the mining lease. The harvested water is being used for household and agricultural purposes by local communities.



Launching ceremony of the First Mover Coalition at COP26 with Dalmia Bharat Limited as the founding member

Partnerships and associations

We are a part of national and international initiatives/charters, actively pushing the industry towards better natural capital preservation.

- **Energy Transition Commission** – It is a London-based think tank working towards sector-specific global as well as regional/country roadmaps on net-zero transition of the industry, by collecting and disseminating information with policy advocacy
- **COP-26 Business Leaders** – We are a member of COP-26 Business Leaders Group under COP-26 presidency, working towards net-zero transition and building a suitable case in respective influence areas
- **Mission Possible Platform** – As a member of Global Cement and Concrete Association (GCCA), we are a part of the Mission Possible platform for cement sector towards net-zero transition
- **United Nations Global Compact and Caring for Climate** – We are a member of the Caring for Climate initiative and the UNGC, to strengthen climate actions and disclosures besides supporting the 10 principles of UNGC
- **Race to Zero** – We support the Race to Zero initiative
- **Race to Resilience** - We are backing the Race to Resilience Initiative
- **EV100** – We are a member of the EV 100 initiative
- **EP100** – We are a member of the EP100 initiative and are committed to doubling our energy productivity by 2030
- **RE100** – We are a member of the RE100 initiative and have ambitions to use 100% RE by 2030
- **Alliance for CEO Climate Leaders, World Economic Forum** – We are a member of Alliance for CEO Climate Leaders, supporting and contributing to climate action in the industry
- **TERI Near Net Zero Charter** – We are among the founding members of this budding initiative in India with nearly 30 members from the country committing to achieve near net-zero emissions by 2050
- **SBTi** – We are committed to Science Based Targets initiative, 1.5 degree scenario and have approved below 2 degree SBTi targets.
- **CII Working Group on Zero Carbon transition** – We are a member of CII Working Group on Zero Carbon transition, sharing ideas and knowledge towards ambitious carbon reduction objectives
- **We Mean Business** – We support We Mean Business
- **Low Carbon Technology Partnership initiative** – We are a member of LCPTi of WBCSD
- **CEO Forum on Climate Change** – We are one of the signatories of the CEO Forum Charter from the Ministry of Environment, Forest and Climate Change that outlines specific actions to reduce GHG emissions
- **Carbon Pricing Leadership Coalition** – We are a member of the CPLC and have also been designated as a Carbon Pricing Champion; the coalition is aimed towards implementing carbon pricing instruments globally, through policy advocacy and knowledge sharing on carbon price
- **Business Ambition for 1.5 degree** – We have taken net-zero target in line with a 1.5 degree future



- C1
- C2
- C3
- C4
- C5**
- C6

Human capital

The talent and dedication of our people drive the organisation’s growth and performance. We are committed to creating an enabling work environment for our people. Our sustained investment in their training and development strengthens our capability to deliver on our business strategy and generate value for all our stakeholders.

Material topics

M24	Occupational health and safety
M22	Employment and labour practices
M25	Talent management
M23	Diversity and gender equity

Sustainable Development Goals

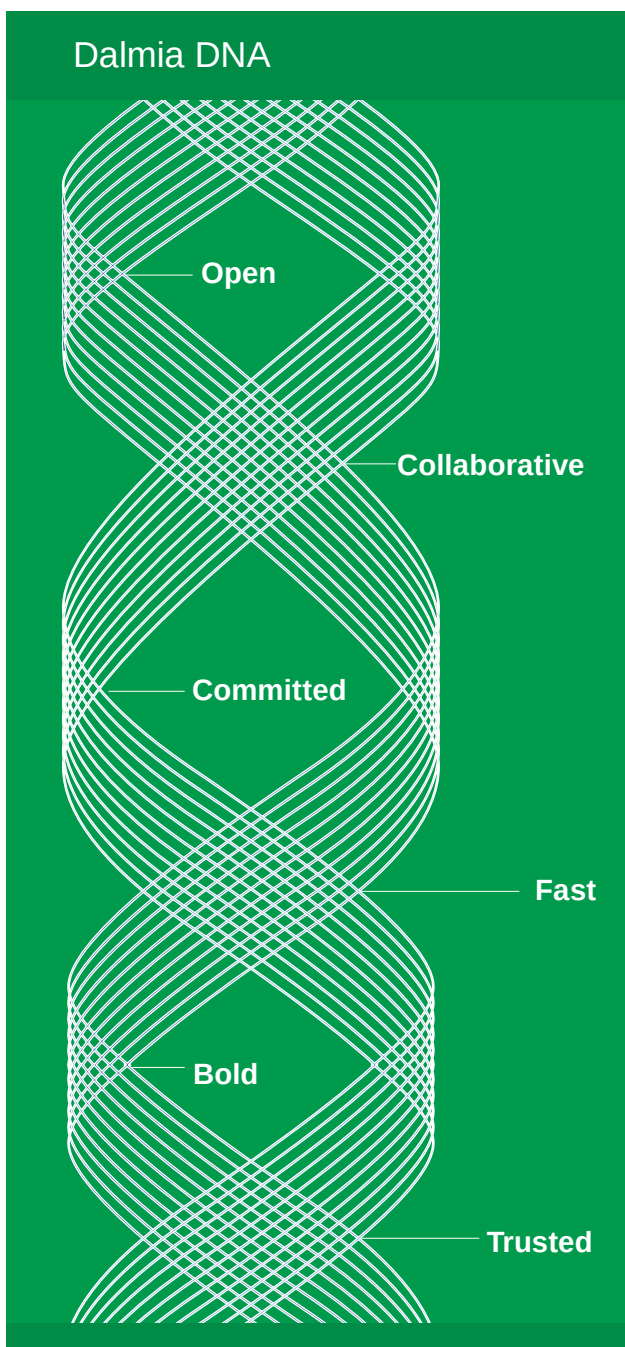
GRI 401: 103, 1,2,3





People-focused growth

We value the passion and commitment that our people bring to the organisation. Our efforts at enhancing people experience through an equitable, open and inclusive work culture have deepened their sense of belonging to the organisation. We promote continuous learning, prioritise workers' health and safety and continue to invest in technology and tools that simplify and optimise work processes. Our sustained investment in personal and professional skill development has created a talent pipeline that is well-poised to partner and push future business growth.



Employee well-being

At Dalmia Bharat, we prioritise our employees' physical and mental well-being by retaining a continuous focus on improving process safety. We regularly review manufacturing practices to ensure there are zero fatalities and incidents.

We believe it is crucial to make a strong social connection with our employees to create a happy workforce. During the pandemic, we stood by our people and the nation, by envisaging a pragmatic approach to running our factories and offices that prioritised their health and safety. The Group's mantra for the new normal is 'RE-start, RE-shape and RE-imagine'. This entailed a slew of preventive measures backed by a forward-thinking outlook that enabled us to work with empathy and compassion.

Sharing our victories on World Disability Day

The World Disability Day on December 3, 2021, gave us a special reason to celebrate. Sachin, a part of our I&F team, was awarded 'Best Employee with Disabilities' by our Honourable President, Shri Ram Nath Kovind. Sachin joined us in 2018 as part of the drive of the I&F team to forward our commitment of hiring people with disabilities.

Sachin, who has completed a course in hospitality from Manovikas Charitable Society, is working as a baseline staff on CBRE South Asia Private Limited. He is known for his dedication to his work, and it was not surprising to see him getting the award via his payroll/empanelled organisation.

Our focused job training helped Sachin enormously, enabling a continuous assessment of his performance. We also supported and encouraged him constantly to keep his interests alive. We are determined to create many such success stories together in the future.

GRI 401-2, 403-10

Promoting workplace inclusivity

Dalmia Bharat is dedicated to fostering a fair and trustworthy workplace that values diversity, equity, inclusion and belongingness and promotes ethical behaviour.

This allows our talents to perform at their best and helps create an environment in which people from different backgrounds and cultures feel comfortable working together effectively. We aim to create a cohesive workplace, backed by a well-functioning system that helps us retain our competitive edge, and also facilitates our penetration into newer markets, aided by a diverse team with varied skills, experiences and perspectives.

How we forge inclusive teams

Focus on hiring

Implementing diversity in hiring allows us to create a bigger and better talent pool, encourages different perspectives and enhances collaboration. Our hiring policy seeks to enhance women's participation and encourages talent across functions and roles.

4.11%

Female employees
(including permanent workers)

Replacing 'culture fit' with 'culture add'

We seek to generate a 'culture add' mindset among our managers and employees so they can break through stereotypes and address their own unconscious biases while making decisions. This will help curb the blind promotion of conventions, e.g. age vs work experience requirements.

Connect and communicate

In today's digital working spaces, constant communication is essential to promote workplace synergies. We ensure that our HR function is accessible to our talents, especially the sales force working remotely. We are inculcating diversity and inclusive values through constant communication with our employees, including our remote workforce.

Workforce breakup as per management cadre

	Gender		Age group		
	Male	Female	Below 30 years	30 to 50 years	More than 50 years
Management (GM & Above)	240	8	0	117	131
Non-management employees - DGM & Below	3505	123	701	2585	342
Permanent workmen/unionised labour	1547	84	82	855	694

Total number and rates of new employee hires and employee turnover by age group, gender and region

Category	Unit	Total number of employees	Total number (as of 31/03/2022)				
			Age group			Gender	
			<30	30-50	>50	Male	Female
New employees hired in reporting year (permanent employees only)	Nos.	1062	545	486	31	1011	51
Rate of new employee hire	%	18.8	59.3	13.6	2.7	18.6	22.8
Employee attrition in reporting year (permanent employees only)	Nos.	998	264	473	261	957	41
Rate of employee turnover	%	17.7	28.7	13.3	22.4	17.6	18.3

Talent engagement and management

We understand that the commitment of our people is a driving force behind our organisation’s growth. Our constant efforts at building relationships through sustained employee engagement has helped strengthen their dedication. Apart from career development, fair play, transparency, recognition and emphasis on building interpersonal relationships at the workplace, are critical to creating positive reinforcement.

We work on effective talent acquisition and provide learning and development opportunities through various initiatives and programmes carefully designed for our employees, to enhance their performance and create opportunities for self-growth. To promote equity among our employees, we ensure salaries are at par with industry standards, regardless of the gender of the employee. This has created a positive work environment and increased retention rate.



Initiatives for talent management

Connect to engage

This is a programme designed to promote better connection among talents across all levels, thereby ensuring empathy, synergy and greater engagement among employees.

One-on-one with HOD

In such one-on-one meetings, the HOD sits face to face with the nominated talent to discuss the critical areas of the latter’s role, achievement, challenges, aspirations, growth path, personal life, interests, etc. Any observation or requirement highlighted in the meeting is discussed with the talent and necessary steps are taken to address the issues identified. The HR function is responsible for the follow-up and closure.

Skip level meeting

In these meetings, the manager has a one-on-one discussion with employees across the chain of command. The manager encourages and facilitates employees’ free expression of opinions on their work, personal life, professional development, goals, along with suggestions for the improvement of the organisation. Issues

highlighted in the meetings are followed up by the HR function, in consultation with the talent.

One-on-one with HR

In this activity, HR randomly nominates talents and sits one-on-one with them to feel the pulse and connect better with them. Issues such as challenges at work, expectations and relevant gaps are addressed. Employees have shown much appreciation for these meetings and we are planning to conduct them more frequently. The concerns raised during these meetings are resolved within a set timeline, or the issues are referred for correction.

Workforce gender diversity as per management cadre

Contractual employees		
Category	Male	Female
Contract workers	14629	635
Others (interns, trainees, part time employees, etc.)	136	9

Employees and workers with physical disabilities

Particulars	Total (A)	Male		Female	
		No. (B)	% (B/A)	No. (C)	% (C/A)
Employees with physical disabilities					
Permanent (D)	4	3	75%	1	25%
Other than permanent (E)	-	-	-	-	-
Total employees with physical disabilities (D+E)	4	3	75%	1	25%
Employees with physical disabilities					
Permanent (F)	3	3	100%	0	0
Other than permanent (G)	1	1	100%	-	-
Total workers with physical disabilities (F+G)	4	4	100%	0	0

GRI 102-8, 401-2, 405-1

Learning and development

Learning and development of our talent pool is a critical priority at Dalmia Bharat. We nurture our talents to enhance our ability to create value for all stakeholders. We determine the Company’s critical skill requirements across employment levels and enable skill building with the help of best-in-class talent development trainers. We also have a succession plan in place to let nothing jeopardise business continuity.



Performance evaluation

The appraisal process focuses on the growth and performance of every individual member of the workforce in alignment with organisational goals and recognises significant contributions made. Definite guidelines are laid out on every stage with regard to goal setting, mid-year evaluation, annual performance appraisal, as well as the rating and promotion process. Every recruit is familiarised with the process during onboarding and refresher trainings are conducted uniformly across all locations every year. The entire process is now conducted online with the latest automation tools.

Objective and transparent promotion guidelines enable top performers to plan their growth trajectory within the organisation. The evaluation process serves as a suitable channel for both employees and their managers to share feedback and discuss the support systems required. Talent rated ‘Satisfactory and Below Average Performance’ are expected to undergo time-bound Performance Improvement Plan (PIP) to raise their performance to the acceptable level. All necessary support is extended to them by HR.

DBL’s Grow Policy

Our Grow Policy has been implemented to recognise the contributions made by outsourced talents who are on the rolls of manpower service providers. We also provide them with direct employment opportunities within the organisation.

All off-roll talents are expected to undergo a performance assessment on completion of 12 months of service, and based on the selection criteria, on-roll work opportunity is provided to them. A fair and transparent salary fitment and structured career progression plan is designed for them.

During their off-roll tenure, they are given training for skill development, both on the professional and personal fronts, which helps them meet the organisational requirement on their day of joining. The policy has boosted self-esteem among workers indirectly employed by the Company, who often express their gratitude for the forthright policy of conversion into on-roll employment. It is a win-win on the part of both employees and the organisation, as not much effort is required to train the talents who are already acquainted with the organisational culture and expectations.

Category	Total (A)	On health and safety measures		On skill upgradation	
		No. (B)	% (B/A)	No. (C)	% (C/A)
Employees	3876	2058	53.10%	2775	71.59%
Permanent workers	1631	1858	113.9%	466	28.57%

Labour rights and unions

We have remained committed to preventing child labour and ensuring that there is no forced labour on our premises or throughout our supply chain. We have acknowledged and supported our workers’ right to form a union and state their grievances to the authorities. We have a cordial relationship with all the trade unions, both at the plant level as well as the district and state level. As a result, we have been able to conclude all the bonus settlements and VRS scheme negotiations without any unrest.

20

Trade unions

1,711

No. of employees covered under collective bargaining

Human rights

The Dalmia Bharat Group continues to ensure fair play and equal opportunities for its business partners and vendors together with its entire workforce, including contractual staff. We practice non-discrimination and provide opportunities and fair remuneration regardless of caste, colour, religion or origin. We have a zero tolerance policy for sexual harassment. We encourage people to speak up against unfair practices or injustice through our whistleblowing helpline. We have set up a designated committee that investigates and rightfully addresses concerns raised. Our leave policy/annual holiday calendar is prepared keeping in mind religious diversity and festivals observed in various parts of the country. Restricted holidays are granted based on preferences of employees as per their religion. There were no complaints by employees on sexual harassment, discrimination at workplace, child labour, forced labour/involuntary labour, wages and other human rights related issues.

Grievance redressal

We have developed an efficient grievance redressal system over the years and implement it effectively to ensure that the grievances of our stakeholders are noted, processed and resolved, as soon as possible. We are dedicated to providing a safe working environment for our employees and stakeholders, free of any bias. Our third-party ethics helpline allows stakeholders to report issues on human rights violations or any other complaints. Once a complaint is registered, the management ensures all necessary procedures are carried out appropriately.

Toll Free No: 18005725242

email: dalmia_complaints@ethicshelpline.com

99.9%

Customer complaints resolved

Digitalisation

The pandemic has accelerated the digitalisation drive, as remote working has become a norm. The adoption of latest technologies has helped us increase process efficiency, and ensured better connection with our multiple stakeholder groups, including employees and dealers. We have developed tools to assist changes in the working systems and automated our HR processes.

Driving HR automation to create more efficiencies

To facilitate greater work efficiency and foster a close connect with our employees, majority of HR functions have been automated. The introduction of the HR bot is a major development in this regard. For one, it is helping the life cycle management of talents. Our employees can also learn about HR policies and directives through the user-friendly bot without having to turn on their computers. Talent queries are addressed immediately, even during holidays. The bot has reduced dependence on the HR team for a number of needs.

WhatsApp-based Sales Buddy

We have developed a WhatsApp-based Sales Buddy that leverages machine learning algorithm at the back end to identify various sales opportunities. ML algorithms are also being used to develop various predictive and prescriptive models focused on improving business efficiencies.

Welcoming the first digital worker

We introduced our first ‘digital worker’ for the Sales and Logistics functions, as we kickstarted our Robotic Process Automation (RPA) journey. Through this, we have ensured round-the-clock services to our channel partners, thus reducing turnaround time from a day to a few hours, ensuring customer delight. To further improve customer service, we have implemented IIoT devices in our plants and installed GPS in cargo vehicles, enabling real time tracking for our channel partners.



Safety as an unyielding priority

We aim to achieve zero harm and we have a zero-tolerance policy for safety violations with consequence management. We encourage employees and contract staff to participate in awareness activities to build a culture of safety, complete with daily tool box talk, safety trainings, quiz competitions, nukkads, sloganeering and art competitions, among others. Safety pause/contact is mandatory before commencing any meeting across our plants.

Safety focus areas for 2021-22

We have standardised health and safety standards across units for 13 critical jobs, including working at heights, scaffolding, hot work, material handling and lifting operation, fire risk management, electrical safety, road and driving safety, mining operation, Lock Out Tag Out Try Out (LOTOTO), confined space, heavy electrical machinery movement, rail safety, Hazard Identification and Risk Assessment (HIRA) and Job Safety Analysis (JSA).

Hazard identification and management

Hazard identification and risk analysis is done for jobs and the determined safe operating procedure is followed thereafter. Workplace risk assessment is conducted by the team leader and work permits are issued by the concerned engineer before commencing any work, to implement required control measures for ensuring safety. Safety team members are making routine inspections at workplaces to observe the USA/USC. Rewards and reprimand procedure is also stringently followed.

Regular monitoring of safety practices

A safety observation schedule is drawn up comprising cross-functional executives for daily monitoring of safety practices on-site. Safety officers regularly visit sites, and Safety Marshals are deployed at the worksite for 24/7 monitoring. Any deviation from

safe practices are promptly discussed with the concerned person, HOS and HOD for correction. These practices are also discussed at daily coordination meetings, sub-committee meetings, central safety committee meetings and apex safety committee meetings. Every incident is investigated by a cross-functional team, including the Safety Officer. Investigation learnings are reviewed by Technical Head/Unit Head and recommendations are implemented within the target date. Incident investigation report/learnings are shared in safety committee meetings, apex meetings and coordination meetings. Inspections are also conducted to unravel any similar hazards at different sites, and necessary control measures are applied to prevent them. Horizontal deployment is followed to implement these measures across other segments.

Leading and lagging indicators

We maintain utmost transparency in reporting safety incidents, which also enables us to take corrective actions and improve existing safety standards. Our safety monthly performance report is generated, taking into account first aid incidents, medical case incidents, lost time incidents, fatalities and safe person hours. All incidents are investigated by cross-functional teams, while appropriate action plans are drawn up according to the findings and implemented to prevent recurrences.

Safety key performance indicators

Number of fatalities, directly employed	Zero
Number of fatalities, contractors and sub contractors	Zero
Number of fatalities, third parties	Zero
Number of lost time injuries (LTI), directly employed	Zero
Number of lost time injuries (LTI), contractors and sub contractors	5.00
LTIFR, directly employed	Zero
LTIFR, contractors and sub contractors	0.16
LTI severity rate, directly employed	Zero
Total Recordable Injury rate (Both Direct and indirect)	1.54



Behaviour-based safety programme

We implemented the Safety Observation and Audit (SOA) procedure, as part of behaviour based safety. All executives perform four observation rounds every month with a six-step safety observation system to observe behaviour on-site. The observations are focused on appreciating workers for exhibiting safe behaviour, stopping unsafe acts, helping change behaviour through counselling and discussing with the person in charge. Each day a worker is nominated by departments, as per schedule for working, as the Safety Officer of the day, who observes and corrects any at-risk behaviour. This process invokes pride among workers and makes everyone a custodian of safety at our organisation.

My Safety App

KAVACH- My Safety My App was developed in-house to report lead indicators and track compliance. Lead indicators are reported by all employees through the KAVACH app. Department-wise lead indicators reporting and compliance is monitored daily during production meetings chaired by the Unit Head/Technical Head, in presence of all HODs. Lead indicators and lag indicators status is also reviewed during apex and central safety committee meeting.

Keeping new recruits apprised of safety culture

All new entrants can begin working only after completing medical examination and safety induction trainings. During the induction training, we explain to them our safety cardinal rules, health and safety policy, workplace hazards and various safety topics, to understand our safety culture holistically. All company and contractor employees are expected to adhere to this.

Safety awareness

Safety Get Together is held on the first week of each month, which includes flag hoisting by female workers, safety oath and view sharing by our people, discussions around our safety performance, headed by Safety Head, sharing learnings from incidents by concerned HOD, and so on. These sessions also comprise of health tips by doctors, motivational speeches by Technical Head and Unit Head and the recognition for our most safety conscious workers. We are extending our activities beyond the industry through safety training and competitions for educational institutions and ladies club members.

Helping maintain plant workers' health

Employee health is given utmost importance at our workplace. Occupation Health Centres are in place, equipped with qualified doctors and medical staff and necessary medical amenities for treatment. Ambulance service with experienced drivers is available 24/7, for meeting any exigencies. First aid boxes are located at prominent places, alongwith certified First Aiders stationed at our plants. Occupational health trainings on ergonomics, effects of dust inhalation and so on, are given to our workforce. Best hygiene practices are maintained while cooking and serving food. Drinking water points are available at designated places with regular maintenance. Toilets are cleaned daily and health tips are shared by doctors at different forums. Gyms are available at clubs; naturopathy and yoga centres have also been put in place to promote good health. We also provide PPE like dust mask, ear plugs, gas cutting goggles and so on, to ensure prevention of occupational diseases.

Health and safety during lockdown and post re-opening

During the initial phase of the lockdown, manufacturing operations were shut down to uphold the health and safety of our personnel. Following resumption of operations, we have made provisions for work from home as far as practicable. For employees whose physical presence was required, we strictly followed pandemic related guidelines. COVID warrior groups were formed to monitor compliance. Thermal checks were a mandate at entry points and signages were displayed at places most frequented. Alternate work stations were barricaded, and employee vehicles, transport vehicles and goods vehicles were sanitised before entering the plants. Arrangement for isolation was done according to government guidelines.

Recognition policy for safety improvements

We have institutionalised rewards for the following:

- Reporting maximum unsafe acts, unsafe conditions and near-miss incidents to our safety conscious employees/workers
- Suggesting engineering controls for conscious workers
- Winners of safety competitions

Safety app to track performance

We saw the impending need to develop a system to report lead indicators in a systematic format with exact location, observation, hazard, severity level, target date and photo, with auto trigger mail to responsible department HOS and HOD. We also wanted to track compliance of lead indicators with this easy-to-use app.

In this, we conducted brainstorming sessions with all unit safety pros and the information management team. We have created a master data for all user mail IDs mapped with their HODs and section wise HOS to assign responsibility. We have incorporated and aligned plants, units, sections, observation types, potential hazards, priority, category, responsible department, user panel,

HOD and HOS configuration in the safety app. A dedicated server was assigned for the app. Training sessions to use the app were duly conducted.

The KAVACH app was launched and implemented successfully during the year, with all observations being immediately conveyed automatically to responsible HOS and HOD, along with a target date for compliance. Department wise monitoring of reporting and compliance and appropriate analysis to understand our focus areas, have enabled seamless preparation and implementation of our action plans.

Safety excellence award 2020

RGP unit received the Gold Award at Apex India Occupational Health & Safety Award 2020. BCW unit received 20th Annual Greentech Safety India award in the Safety Excellence category, emerging a winner in the Large Business Organization (LBO) category.

At the DCBL-DPM unit, one of our workers received Vishwakarma Rashtriya Puraskar (VRP) Award (Class A) from Mr. Bhupender Yadav, Minister of Labour and Employment, Environment, Forest and Climate Change, Government of India at Vigyan Bhavan, New Delhi, organised by The Directorate General, Factory Advice and Labour Institutes (DGFASLI), Ministry of Labour & Employment, Government of India and Regional Labour Institute (RLI), Faridabad, Government of India.

Driver safety

At the plant premises, drivers are made aware of mandatory PPE and safety rules. Drivers undergo alcohol testing and vehicles are checked for any inflammable material like cooking stove. They are also given access to restrooms, cafeteria and offered free eye check-ups at different camps.

Defensive driving training was conducted for drivers by the I&F team. The Logistics team imparted regular training to drivers near the gates, which included lessons on health impacts of HIV, food safety, stress handling and so on.

Truck drivers were educated on pandemic guidelines and preventive precautions at the gates by security personnel. The safety team distributed leaflets and signages were displayed in local languages at popular places to create awareness. Transporters were directed to ensure the isolation of drivers with any symptoms of COVID-19, via thermal scans at entry points.

Accident-free mines

We implemented a safety management system in our mines, involving the formation of safety observation and audit committee, incident investigation committee, which collectively prescribed appropriate SOPs and follow up protocols. We regularly record all near misses at the mines and conduct mock drills at regular intervals. We ensure that Personal Protective Equipment (PPE) is provided to all employees, besides conducting safety and safe practices trainings.

Upholding labour and human rights

We work to provide a conducive environment to the on-ground workforce at our mines and strive to maintain human rights. Our mines have welfare amenities like rest shelter, drinking water, first aid facilities along with well-equipped dispensary/hospital for the workforce and their family members. We have prompt ambulance services and provide gratuitous accommodation, electricity and water supply to the workforce employed in mines. During the year, through every uncertainty, we ensured full payment of salaries through our bank account to avoid any ambiguity and have regularly been providing bus services to the local school for the children of our workers.



- C1
- C2
- C3
- C4
- C5
- C6**

Social and relationship capital

Committed to driving growth along the triple bottom line, the longstanding vision of Dalmia Bharat has been to impact lives through the promotion of sustainable and inclusive growth. CSR has always been integral to the business process and a vital component of our sustainability agenda. The Dalmia Bharat Foundation (DBF) leads various social engagement initiatives on behalf of the Company. These initiatives focus on improving the community’s standard of living and promoting broad-based development of the villages surrounding our areas of operations. Through our holistically designed CSR initiatives, we contribute to the community by adding to the creation of environmental and societal value.

Material topics

M26	Community development
M12	Grievance redressal
M11	Branding and reputation
M4	Customer awareness and green cement

Sustainable Development Goals



GRI 203: 103-1, 2, 3





Partnering community growth

We map our structured CSR projects against measurable goals and objectives. All our projects are undertaken following an assessment of community needs. We aim to involve and engage local populations, so as to make them active agents of change, in their lives and surroundings. Our CSR initiatives are organised under the broad themes of sustainable livelihood and rural development.

CSR vision

Creating opportunity for every stakeholder, to reach their potential.

CSR mission

To facilitate the stakeholders’ hasten their social, economic and environmental progress through effective management of human and natural capital.

Our approach

We have always taken a multi-stakeholder approach to developing our CSR strategies that are derived from the felt needs of the communities and issues that are material to our business. Given India’s diversity and our operations across multiple locales, we adopt a flexible, multi-intervention approach and ensure that our CSR programmes and the people for whom they are meant, grow and sustain each other.

The CSR Roadmap was re-visited in 2020, wherein location-wise, yearly goals were defined under focus areas till 2030. We are open to making necessary course corrections to ensure that we reach our targets. The CSR of the Group is implemented by Dalmia Bharat Foundation (DBF), a registered, autonomous and not-for-profit organisation, set up in 2009.

CSR focus areas



Livelihood



Climate action



Social infrastructure

COVID-19 response

We have worked to the best of our abilities to mitigate the impact of the pandemic on our stakeholders and stand by the nation during successive waves of the pandemic throughout FY22. Speaking on the contribution, Mr. Mahendra Singhi, MD and CEO, Dalmia Cement (Bharat) Ltd. stated that the advent of the second wave deeply moved the organisation. As a responsible corporate, we made a humble contribution of ₹1.5 crore to the Chief Minister’s Relief Fund in Assam, to help accelerate the vaccination drive in the state. Earlier, we had pledged our commitment to install an oxygen generation plant of 30 metre cube/per hour capacity, at the Hojai Government Hospital. The initiative will provide medical support to the people in the area.

We have also continuously supported the facilitation of vaccination and testing, isolation centres, extended medical support, and organised sessions with professionals on immunity, yoga, mental health and Ayurvedic treatments, among others.

DBF partnered with HP India and Jubilant Bhartia Foundation to increase the outreach of COWIN registrations across sections of the community through the set-up of a toll-free helpline number. We conducted 38 awareness rallies highlighting the importance of washing hands frequently and wearing face masks.

Handed over

₹10 lakh

for procuring oxygen cylinders to the District Administration, Bokaro, Jharkhand

Provided

130 oxygen cylinders

to healthcare departments spanning Ariyalur, Dalmiapuram and Kadapa locations

Set up a

65 bed

COVID-care facility in Rajgangpur, Odisha

14,350

pieces of face masks were distributed at various locations during the campaigns across locations on Covid-appropriate behaviour

Provided

food packets & dry ration kits

to the local community at various places

Offered

3 vehicles

to the district government department in Belgaum, Karnataka

1 ambulance

to the Belgaum Institute of Medical Sciences for COVID-19 relief

Distributed

1,200 COVID-19 prevention kits, 2,719 hand sanitiser bottles, 85 PPE kits, 15 thermal scanners, 300 oximeters, 300 thermometers and 16,000 surgical masks

to local health departments at various locations

Transforming households through youth employment and additional income

To make communities resilient and self-dependent, we explore ways to create and enhance livelihood opportunities for them. While our Skill Training Centres conduct non-farm sector training programmes, through our Farmer Producer Organisations, horticulture projects, agriculture and allied projects, we support enhancement of farm based income. We also support women through Self Help Groups.

Dalmia Institute of Knowledge and Skill Harnessing (DIKSHa)

Skilling the youth for sustainable livelihood opportunities is integral to our CSR vision. At our Dalmia Institute of Knowledge and Skill Harnessing (DIKSHa) Centres, we provide quality skill training to young people. We have 11 DIKSHa centres across six states that provide training in sectors such as Health, Apparel, IT-ITES, retail, construction, beauty and wellness as well as security. Over the past six years, we have collaborated with the National Skill Development Corporation (NSDC) and State Skill Development Missions in Odisha,

Karnataka and Tamil Nadu. We have also forged partnerships with the National Bank for Agriculture and Rural Development (NABARD), National Scheduled Castes Finance and Development Corporation (NSFDC), National Backward Classes Finance & Development Corporation (NBCFDC) and Bosch and Schneider Electric. 75% of the trainees who have graduated from the centres have been offered placement, others are exploring self-employment and 569 trainees are currently undergoing training.

Recent developments

Schneider Electric Foundation will be setting up

7 electrical laboratories and 6 solar laboratories

at the DIKSHa centres

AkzoNobel, another partner of Dalmia Bharat Foundation, has been imparting training to youth on decorative paints in Belgaum, Karnataka. In its first phase, the programme

will train 75 people in three batches

As part of our partnership with NABARD, the Dalmia Bharat Foundation run DIKSHa centre at Rajgangpur, Odisha,

will skill 190 unemployed youth

11 DIKSHa Centres	Focus areas	Outcome
Skill development	Health, apparel, IT-ITES, retail, construction, beauty and wellness and security	5,960 Trainees graduated so far
Vocational training		

Happy to help

Priyanka Mahata from Medinipur's Panchkua area had begun going to college after her higher secondary examinations. She had completed one year of college when she had to drop out. Her father and elder brother are labourers and they could not afford her education. Priyanka came to know about the DIKSHa centre in Medinipur through our community mobiliser. She took admission in the four-month course for General Duty Assistant and completed the course in November 2021, despite the intervening lockdown. Priyanka is now working in a private healthcare service organisation as a GDA staff, earning ₹9,000 per month, enabling her to supplement the family income.



Overcoming difficulties to become a proud healthcare worker

Moumita Mana from a village in Salboni, Medinipur, West Bengal, had to stop her studies after matriculation as her family could not afford her education. Hailing from a family of four, and her father and elder brother are into agricultural work. To compensate the low family income, Moumita started looking for a job, which is when she heard about the DIKSHa centre in Medinipur through our community mobiliser. She took admission in the Home Health Aide (HHA) course, which began in February 2021. Although classes were suspended due to the lockdown during the second wave of the pandemic, Moumita successfully completed the three-month course in October 2021. She is now placed in a private healthcare organisation, where she has joined as an HHA Staff in early 2022. Moumita, who now earns around ₹9,000 per month and is able to support her father financially, is thankful to the DIKSHa centre.



Skilling women

DBF has been facilitating women’s access to credit and livelihood opportunities through Self Help Groups (SHGs) that organise local women across regions and localities into collective enterprises. SHGs undertake various activities for knowledge building and train women for alternate employment/self-employability options. Through DBF, we are encouraging women to generate sustainable income, by helping the SHGs form their own micro-enterprises, enabling them to leverage collective strength to gain access to credit, government schemes and thus create better income options, while supporting each other in their collective journey.



938 SHGs supported, impacting 11,000 women

64 SHGs were added in FY22 for support from DBF. Over 550 women were trained in mushroom cultivation, broom-making, production of home-made chemicals, tailoring through the Usha stitching school and other skills.

Access to credit	Training on entrepreneurship development	Self-employment training in home-based products	Mushroom cultivation training	Tailoring and dressmaking programme
<p>During the year, 4,213 women availed credit of ₹176 lakh through local banks, financial institutions and grants from local line departments</p>	<p>29 SHG members were trained through workshops organised by District Industries Corporation (DIC) in association with UCO Bank, Rajgangpur and Dalmia ITI</p>	<p>180 women SHG members at Ariyalur trained through Rural Self-Employment Training Institute (RSETI)</p>	<p>70 SHG members trained on mushroom cultivation in Ariyalur</p>	<p>The course was organised for 25 women in partnership with USHA and Small Industrial Development Bank of India (SIDBI), with a focus on developing women’s abilities to set up micro-enterprises</p>

Agriculture and allied income generation initiatives

In partnership with NABARD, DBF has been promoting the wadi model for the development of tribal communities. 'Wadi' is a small orchard. Tribal families with less than five acres of land are encouraged to create a one acre wadi, where they plant two or more crops and secure themselves against climate, biological and market risks. The project involves the production, processing and marketing of products that are made from the wadi's produce. We have developed 120 wadis in Medinipur, benefiting ~133 indigenous farmers by planting 4,200 mango saplings, 10,200 pomegranate saplings, along with border crops. We have also ensured adequate fencing of the wadis and secured adequate water for them through 65 jalkunds and three borewells. We have planted 5,000 arecanut saplings with the help of 100 farmers in Umrongso, where black pepper and betel leaf will also be grown as an intercrop. The initiative will help the farmers earn additional income annually.



Training in masonry

From the village of Lumshnong, Meghalaya, 25 youths completed their training on masonry under the Livelihood Enterprise Development Programmes (LEDP) of NABARD. The trainees were awarded certificates and a masonry tool kit. The initiative will help the trainees earn a decent livelihood.

An inspiration for many

Baby Devi belongs to a family of farmers. When her husband fell ill, she had to shoulder the responsibility of looking after her four-member family, including her two sons. In the 5.5 acre field her family owned, she cultivated paddy on two acres and wheat on the remaining field, which fetched her a net income of ₹27,000 a year. But this was insufficient to run the family and cater to her children's educational needs. In 2020, DBF began to support her endeavour to add to the family income. The foundation connected her to the bank, which gave her ₹46,577 as a loan to start milk production at the farm. Her persistent efforts, along with the support and training provided by DBF, helped her pay off the loan. In FY22, the dairy where she now rears three cows, helped her double her income. DBF has also trained her to earn additional income from the farmyard manure, which fetches her ₹4,500 annually. She has been able to repair her house and send her children to school. She can also spend quality time with them.



"I never ever imagined earning ₹54,000, but this is now a reality because of Dalmia Bharat Foundation. I have cleared the debt of ₹47,000 from the bank. Now I am getting my home repaired and have constructed a toilet in my house. My kids are now going to school without any financial stress."

Baby Devi

Climate action

Water security and clean energy availability are two key aspects of climate action at Dalmia Bharat. India is a water stressed country and water conservation is essential for improving crop productivity and preventing the degradation of natural ecosystems. We focus on sustainable water conservation practices and localised efforts at rainwater harvesting. Access to clean and affordable energy is also a critical challenge for a large part of India's rural population. We extend clean energy solutions for cooking and lighting in rural areas, thus improving energy security.

Watershed projects

We are working extensively on integrated watershed management, construction and maintenance of water harvesting structures in farm areas, increasing storage capacities and promoting micro-irrigation practices, such as drip irrigation and sustainable agricultural practices. This will, in turn, help resolve soil and water issues in our project areas and improve soil quality and the availability of water for agriculture and cattle farming.

We are implementing three integrated watershed management projects spanning 10,000+ ha, in partnership with NABARD around Dalmiapuram (Tamil Nadu), Kadapa (Andhra Pradesh) and Belgaum (Karnataka). In these projects, we are focusing on building water harvesting structures and converting bore wells into water recharge structures. At the same time, we are promoting drip irrigation, channel/drain diversion works and pebble bunding.

This year, we created an additional water harvesting potential of 1,843 lakh litres. As many as 93 water harvesting structures such as jalkunds, farm ponds and check dams were constructed and 11 bore wells and community wells were converted and used as recharge structures. We also helped bring 30 acres under drip irrigation.

Apart from this, we promoted orchard plantation on 20 acres of land, planting 2,000 saplings of fruit-bearing trees like guava, sapota and lemon, and benefitted 20 small and marginal farmers in Belgaum through watershed projects.

25.94 million m3

Annual water harvesting capacity created through water harvesting initiatives



GRI 203-1, 2

Access to clean energy

Renewable energy is critical to addressing environmental and energy security concerns of rural populations and go a long way in ensuring capacity building and community empowerment. We are providing clean energy solutions to rural families by providing them fuel-efficient cooking stoves, liquified petroleum gas (LPG) connections, biogas plants and solar lighting systems such as lanterns, street lights, study lamps and home lighting systems.

We have supported 261 kitchens to adopt clean energy in the Northeast, which will help reduce 1,600 tonnes CO₂e emissions annually. We are helping 2,00,000 households shift to clean energy options for cooking and lighting, thus helping mitigate 68,000 tonnes CO₂e emissions annually.

Promoting the use of bio-fuel

We have initiated a community-driven bamboo plantation project involving four villages in Umrongso, Assam. As part of this project, 25,000 saplings of a high-value bamboo variety were planted on 125 acres by the locals. The bamboo plantation, whose produce will be used as a biofuel in our Umrongso plant, is helping create sustainable livelihood options for the people in the area.

Ensuring water security at Chirawa, Rajasthan

Through an integrated water conservation project at Chirawa, Rajasthan, we are aiming to improve access to safe drinking water, promote agriculture, better livestock management and sustainable use of natural resources, while also furthering women's empowerment, youth development and thus bolstering equitable social development in the region.

Water availability is a huge challenge in the area, for which we have adopted an integrated water resource management approach. We are currently working with 55,000 people across 88 villages to revive age-old traditions of water conservation and rainwater harvesting. We are rehabilitating old water structures using modern scientific knowledge and technology.

Our efforts have resulted in the construction of 88 rainwater harvesting tanks, with an annual harvesting capacity of 18,458 kl, which is benefiting 500+ families. As many as nine recharge wells, harvesting 4,680 kl of water annually, have been constructed. We have brought 4.8 ha under drip irrigation and provided 6,450 kg of rabi crop seeds to 1,075 farmers and 1,784 kg of mustard seeds to 892 farmers. We have also extended support to 346 underprivileged families to procure vegetable seeds to help them earn a living and meet their own nutritional needs. To facilitate better sanitation for families below the poverty line, we have constructed 102 latrines.

GRI 203-1,2



Social infrastructure

Our social development programmes are crafted to address basic health, sanitation and infrastructure needs of our communities. We are devoted to improving the quality of life of the people through initiatives in education, health and sanitation, rural infrastructure and awareness campaigns.



Health

The Dalmia Bharat Foundation works with communities around our facilities and ensures their access to better healthcare by organising health camps, establishing dispensaries and promoting nutrition gardens. This year, we helped 23,611 patients to avail medical facilities through a homeopathic dispensary we established at Lanjiberna, Odisha. We organised five eyecare camps which catered to 1,705 villagers and six general health camps that addressed the health needs of 685 villagers across locations. We also helped set up 500 homestead nutritional gardens as part of the TDF project, covering 15 villages of Umrongso, Assam. Additionally we supported 330 families in Kalyanpur, Uttar Pradesh to set up gardens in their backyard to help meet their vegetable requirements throughout the year.

Education

Access to quality education is essential to promote social equity, as it opens up multiple opportunities to bring about qualitative change in the lives of people who have fallen behind for various reasons. Our drive to spread education include our support for school infrastructure and anganwadis. We are providing access to safe drinking water in 11 schools, while sprucing up the school infrastructure and improving sanitation, thereby benefiting 756 students. We are supporting five anganwadis to shelter and care for 170 toddlers.



Community Infrastructure

We have constructed a rural haat in partnership with NABARD, at Medinipur, West Bengal. We undertook work to improve community infrastructure. This involved the construction of concrete sheds on the community pond, renovation of school building, construction of community centre, community platforms and so on, at various locations.

Sports helps improve the physical stature of children and youth and also opens up opportunities for social progression. To promote sports, we organised two friendly football matches in the Northeast and provided sports equipment comprising 100 hockey sticks, 100 jerseys and 100 pairs of sports shoes to the youths of Keshramal Gram Panchayat, Lanjiberna, Odisha.

50,000+

Villagers benefitted through enhancement of community infrastructure



ROSHNI: Our employee volunteering programme

We encourage our employees to be a part of our CSR programmes and exchange their skills and knowledge in order to promote community development. The Roshni programme, conceptualised to promote the Group vision on community development and the promotion of shared values and sustainability, is another of our efforts to encourage our people to take part in social causes they feel passionate about. Each employee is expected to contribute a couple of days a year to select local projects undertaken across our CSR focus areas. The projects relate to water conservation, renewable energy, education, skills training, support for people with disabilities, working with elders, health or job creation and so on. Identified NGO partners support our employees in this endeavour and guide them in their efforts. Roshni has turned into a runaway success, inspiring more and more employees each day to take up volunteering and thus contributing to our CSR efforts.



Social impact assessment

We have conducted third-party social impact assessments for two of our initiatives: DIKSHa skill development and water conservation.

DIKSHa skill development centers

The study highlighted a 73% increase in beneficiary earnings. The study further observed a 20% increase in respondents living in brick houses and availing better living conditions, following their training. This was based on an increase of 47% in the average monthly salary after completing their course at DIKSHA, showing the programmes contribution to improving financial and social standing of the participants.

Water conservation

The water conservation impact study presented an increase of agriculture yield. The top crops grown in the area like bengalgram, wheat and paddy saw a 66%, 37% and 27% growth. There was an 18% increase in mixed cropping which improved the monthly income of the families. According to 83% of the respondents, the project helped in increasing the water levels of the surrounding water bodies, which even helped farm on the barren land.

Responsible supply chain

Lack of drivers/labourers was one of the major challenges faced by our Logistics team during the pandemic. To mitigate this concern and to make sure that our dispatches remain unaffected, we increased our rail dispatches and engaged with the driver community to provide COVID-19 PPEs, We developed essential protocols and conducted safety training for our people during the pandemic. Covid-appropriate protocols were followed in warehouses to ensure that our workers felt safe while at work. We partnered with various agencies to vaccinate to our drivers and the transporters staff in our plants.





8,000+

Truck fleet

4 to 5

Daily truck movement

300+

Warehouses

2,300+ (Primary)

Daily truck movement

200+ districts

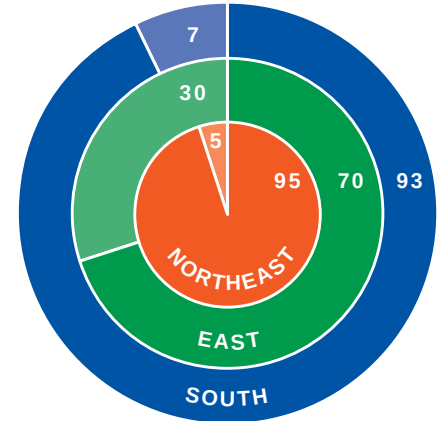
Destinations served

Logistics optimisation efforts

- Introduced supply chain optimiser tool to improve our network
- Used dedicated fleet model higher capacity vehicles
- Institutionalised reverse auction across plants
- Ensured stock transfer through higher sized vehicles
- Crossed Long-Term Tariff Contract (LTTTC) target
- Set up 24*7 operational depot for easy night unloading
- Opened 27+ new depots in Kerala and standardised secondary freight across 8 districts
- Explored the idea of multi-modal dispatch through containers and CONCOR domestic container, leading to reduction in freight costs and enhanced serviceability across south India

Logistics distributions

By road / rail



22

Electric vehicles
purchased at plants

Digitalisation to enhance logistics efficiency

For us, digitalisation has increased supply chain visibility through track and trace modes. We have an auto replenishment model for inventory planning, along with an e-auction tool for freight discovery. Auto order allocation system helps us further the automation of manual tasks. This helps in improved reporting and decision-making.

Scaling up logistics

We scaled our logistics through increasing fleet capability by inducting new and organised transporters across plants. We opened new depots considering demand patterns to improve our serviceability and reduce cost.



Procurement

We have a long-term plan to cost-effectively acquire necessary supplies from efficient vendors who deliver quality goods on time, abiding by the purchase terms. We ensure sustainable availability of raw materials to cater to our current and future requirements, in line with our expansion plans focused on developing alternative sources and finding alternative materials to ensure sustainability, conservation of natural resources and low-price volatility. We are ensuring this through long-term contracts with government and privately owned power plants and also with steel manufacturing plants having blast furnace.

Raw material

We are among the largest users of limestone in the country. Each integrated cement plant has one or more captive mines to extract limestone. The other raw materials are sourced externally in view of long-term tie up for material security and to reduce significant price volatility. Indigenous coal and petcoke are used as principal fuel for thermal energy. The bulk of our electrical energy is generated in-house at our captive thermal power plants. In blended cements, limestone-based clinker is substituted with by-products from other processes such as slag from steel plants and fly ash from thermal power plants. Most of the cement sold is packed in polypropylene bags of 50 kg each.

Digitalisation

Using digital procurement technology allows us to structure spend across suppliers and for everything to be tracked in a central location. Not only does this enable the leveraging of volume to reduce cost, but spend analytics makes it easier to find cost reduction opportunities continuously. All quotations are monitored through a platform to bring more transparency and governance in the supply chain, which helps in conducting auctions of the purchase requisitions raised to get competitive prices. We implemented an integrated report to monitor and control real time data for decision-making

Efforts during COVID-19

Since the health crisis began, we worked to protect our people, suppliers and their enterprises. Teams were constituted comprising experts from human resources, health and safety, communications, operations, procurement, IT, legal and security to provide guidance, advice, monitoring and reporting on the preparedness of our pan-India operations. We comply with national health regulatory requirements and the execution of central guidance on a risk basis. The team works closely with the senior leadership to maintain business activity through continuity planning and active supply chain management.

Structural changes	Support system for suppliers
I. Transformation to a future-ready operating model by adopting remote work strategy	I. During lockdowns, due to supply chain disruptions, in various cases, we lifted materials from the vendor's site in a contactless manner in several instances
II. Virtual negotiations and finalisation of contracts in lieu of physical meetings	II. Virtual discussions with vendors to guide them about supply materials and services, adhering to protocols
III. Delivery extension in non-critical and deserving cases due to lockdowns	III. During collection of materials our field personnel always upheld necessary norms and compliance
IV. Discussions with railway officials for timely availability of rakes for movement of bulk material like slag, fly ash, petcoke and coal	IV. Frequent virtual meetings conducted with our teams as well as vendors; procurements were conducted virtually

Pricing trend of key raw materials

- **Coal** – Price of coal has increased by 113% due to curtailed production at several refineries in the world as well as increase in sea freight
- **Fly ash** – Prices of fly ash reduced by 15% owing to continued and concerted efforts
- **Slag** – Prices of slag has increased by 24% due to competition and less availability of BOXN rakes, on account of coal crisis in the country
- **Gypsum** – Chemical Gypsum prices were static due to annual price agreement with vendor, mineral gypsum prices increased by 20% primarily due to the increase in sea freight, as majority of our mineral gypsum is imported
- **Other additives** – Red mud and lime sludge prices were static due to annual price agreement with vendor

Green supply chain

- Flagged off first batch of electric vehicles at our Rajgangpur plant for transporting slag
- Motivating and supporting transporters to get their existing diesel vehicles converted into CNG/LNG
- Discussions underway for the development of an ecosystem for LNG fuel vehicles
- Usage of biodiesel and Heat XL as a replacement for diesel in heavy vehicles used in plants to create a sustainable and cost-effective environment

Code of conduct for suppliers

All procurement activities are done with vendors in a transparent way and we codified a Vendor Code of Conduct to report any unethical practices. We are working on methodology to evaluate environmental and social performance, along with the vehicles transporting hazardous wastes, as per waste management rules. In the Northeast, ESG is a part of our supplier code of conduct and we evaluated around 50 suppliers during the year against these parameters.

Creating awareness around sustainability targets and good practices among value chain partners

To reach our set sustainability targets, it is not enough to set inhouse goals without ensuring they are pursued down the value chain. It is essential that our people and our business partners are convinced about the importance of pursuing these goals and how they can be achieved. We undertake regular awareness sessions for our employees and stakeholders. To generate awareness on the nine principles of the National Guidelines on Responsible Business Conduct (NGRBC), we carried out various training programmes for our supply chain partners, throughout the year.

With as many as 15 campaigns organised during the year, we solidified and deepened our relationship with our dealers and their families. These sessions with our dealers included topics such as robotics for young kids, quizzes that furthered knowledge on consumer behaviour and our products, along with events to commemorate important festivities. Close to 25% of our value chain partners were involved through these programmes.

We also hosted sessions for our other stakeholders such as masons, influencers, customers, including big institutional customers as well as technocrats, and employees of government departments. Our dedicated team of Tech Service Engineers provided training on best construction practices to influencers such as masons and contractors through several meets, workshops and activities, site demonstration for the right usage of our products and information on quality. Testing service and training was provided on-site through Tech Vans.

Through our customer guidance camps and consumer meets, we spread awareness on good construction practices. At our meetings with big institutional customers, technocrats and government departments, we spread awareness about our products and services. These events engaged ~50% of our value chain partners.

Deepening engagement and strengthening positioning

As a customer-centric enterprise, we stay ahead of demand, by keeping track of market trends through various third-party assessment surveys. By understanding customer usage and attitudes towards our products, we are better equipped to enhance our solutions range and service customers more effectively. This helps us augment customer experience across touchpoints, either through digital intervention or on-ground engagement with buyers and stakeholders.

Dealer rewards and engagement scheme

Dalmia Delight is an exclusive reward and engagement programme targeted at dealers from East, Northeast and South to incentivise them for driving sales, product mix and behaviour-led campaigns. The programme witnessed astounding results during the past year, with majority of the dealers redeeming 18,000+ items and 30+ campaigns implemented (quiz, spin the wheel, photo contest, live events), involving dealers and their families. We are the first cement brand to launch a programme newsletter along with several sales booster campaigns. The all-rounded engagement in the programme resulted in us winning the Dragons of Asia Award In the Best B2B/Trade marketing campaign category in 2021.

Key digital efforts and trainings for contractors and dealers

We took the pandemic as a lesson in the importance of scaling up our digital capabilities and optimising our way of working. A fully integrated suite of apps were developed and deployed for our channel partners, influencers and field force. Now information can be shared and accessed seamlessly across all applications. Our channel partners can place and track orders, make payments and receive their statement of accounts through mobile applications.

We developed a WhatsApp-based tool, Sales Buddy, to leverage machine learning algorithm at the back end and identify sales opportunities. We have used machine learning algorithms to develop predictive and prescriptive models focused on improving business efficiencies.

We introduced our first 'digital worker' for the sales and logistics functions, to kickstart our Robotic Process Automation (RPA)

journey. We ensured round-the-clock services for our channel partners, thus reducing TAT from one day to few hours. To deliver excellence on the front of customer service – we implemented IIoT devices in our plants and installed GPS in our cargo vehicles to gain real-time tracking.

One of the key ethos of digital transformation at Dalmia is to build better tools for our stakeholders and help them adapt to change. We centred our training initiatives for dealers and contractors under three themes – 'OTP' – ordering, tracking and performance management. Training modules were specifically developed for functionality, rolled under each of these themes to help dealers/contractors become familiar with features. We focused on microlearning to ensure that the content developed is crisp and helps with quick familiarisation with multiple fast changes of functionalities being rolled out.

Dalmia Build Advisors

It is our team of expert civil engineers, who have continuously provided technical assistance to our customers on best construction practices. We engage with masons, contractors, engineers, architects and consultants and offer technical advisory services through Dalmia Build Advisor Tech Van to bring to life our proposition of 'Future Today' to our customers. In addition, the Dalmia Construction Knowledge Centre (DCKC) has developed construction models to help our customers in Guwahati.

We have the 'Dalmia Masters' loyalty programme to recognise and reward the hard work of our influencers, including masons, contractors, engineers, architects and consultants.

When the second wave of COVID-19 hit the country, construction activities almost came to a halt. Once construction in semi-urban and rural markets resumed, the technical services team helped customers and contractors access critical building advice through virtual site tours. The teams conducted thousands of sessions across the country while maintaining social distancing measures.



Promoting Prime Minister Narendra Modi's vision of Bharat Bhagya Vidhata at the Red Fort

Selected as a 'Monument Mitra' by the Ministry of Tourism, we are developing tourist amenities at Red Fort, the nation's iconic 17th century heritage site, in close collaboration with the Ministry of Culture and the Archaeological Survey of India (ASI). The aim is to enhance the 'Incredible India' experience for tourists and thus encourage tourism in the long term. We are also looking after the operations and maintenance of the adopted site for a period of five years. This includes developing a world-class tourist facilitation-cum-interpretation centre, souvenir shop, cafeteria, cleanliness signage, along with providing basic amenities like drinking water, while also facilitating tourists' ease of access and public convenience in general.

We flagged off the Red Fort Festival as part of the Government of India's 'Azadi Ka Amrit Mahotsav' initiative to celebrate 75 glorious years of India's independence. The cultural festival was held between March 25-April 3, 2022. The festival kicked off with an inauguration ceremony graced by Smt. Smriti Irani, Minister of Women and Child Development of India and Mr. Puneet Dalmia, Managing Director, Dalmia Bharat Limited. The 10-day event encompassing a Bharat Gaurav exhibition, cultural parade, live night shows, exhibition of traditional Indian art and craft and food courts at Khao Gali, created a mesmeric experience for tourists and visitors.






Governance

Our corporate governance approach defines the relationship between our stakeholders, management and the Board of Directors. It sets out rules of disclosures and engagement to determine how this interlinked ecosystem can foster responsible value creation for all stakeholders. Our approach ensures that all decisions affecting the Company are fair and transparent. It keeps the Board of Directors accountable to the shareholders and other stakeholders of the Group.

Key highlights

- Institutionalised Corporate Governance Guidelines, a Code of Conduct and financial ethics
- Formed Capital Allocation Policy and a Treasury Policy, along with appointment of Ernst and Young LLP as Internal Auditor
- First company to come out with a dividend policy



In this Section

Approach to Corporate Governance

98



Living our promise of ethical business conduct

Our corporate governance principles guide us to conduct our business with integrity, fairness and transparency. It decrees making necessary disclosures and decisions in compliance with the laws of the land, be accountable and responsible towards stakeholders and conduct business ethically. These values help us function more efficiently as an organisation, foster a culture of openness and deliver strong, sustainable growth. We stay committed to achieving value-based growth without compromising on ethical standards.

Our governance structure

We are led by a Board comprising seven individuals from diverse backgrounds, possessing the requisite qualifications and experience to contribute to our growth and decision-making processes. Three out of our seven directors are independent, helping us strike the right balance. We have institutionalised good governance and are led by robust corporate governance guidelines, a Code of Conduct and financial ethics.

The Board meets regularly to review strategic, operational and financial matters. If required and appropriate, the Board delegates its authority to Directors who head various committees. Each committee is led by a charter that sets out their respective roles and responsibilities, the committee composition and scope of authority.



More information on corporate governance is available in the Corporate Governance Report section of this report.

Corporate governance

Our governance policies ensure transparency and sound corporate governance throughout our business. Through our whistleblower policy, we develop a safe culture for all our stakeholders to raise concerns about any unethical practices or misconduct. Our Code of Conduct for Directors and senior management covers conflict of interests, honest and ethical conduct, corporate opportunities, confidentiality, protection and proper use of the Company's assets, and compliance with laws, rules and regulations.

Our Nomination and Remuneration Policy, on its part, ensures Board diversity. It also links executive compensation to performance. Moreover, in keeping with our principle of transparency, we disclose details of equal voting rights and confidential voting in our annual report. In addition, our policies on fair disclosure of Unpublished Price Sensitive Information (UPS) and dividend distribution, ensure ethical business operations in the best interests of our stakeholders.

Our policies and codes

We formulate our codes and policies keeping in mind our long-term strategy and objectives. Our policies are uniformly implemented across all our manufacturing locations and serve as a guidance for conducting responsible business.

Social policies

We believe in taking utmost care of our people and providing them with the best working facilities equipped with modern technologies. We ensure that all safety practices are well embedded in our processes and standard operating procedures through Occupational Health and Safety Management Systems are implemented in our plants. We believe in creating a workplace free from any type of discrimination and our Dalmia Way of Life policy ensures that human rights such as non-discrimination and anti-harassment, diversity and opportunity and fair competition are upheld at all times.

We also ensure, through contractual obligations, that our suppliers follow our ethical practices and do not engage in child labour and forced labour. Our Supplier Code of Conduct, aligned with the Global Cement and Concrete Association (GCCA), helps make our supply chain more robust and our suppliers environmentally and socially responsible. Our CSR policy lays down our approach and structure for the implementation of our CSR vision.

Sustainability policies

We are committed to reducing our impact on the environment through green interventions. We have implemented the Environmental Management System (EnMS) at our plants covering guidance on aspect-impact environment parameters such as energy efficiency, water management, waste and emissions management, sustainable procurement considerations, environment policies, continual improvement, internal audits and third-party audits by reputed certification bodies.

Compliance and administration

At Dalmia Bharat, we believe that a robust corporate governance structure is a strategic business investment. A well-designed governance framework embedded at the core of our business and implemented by a committed leadership, has helped us build a company and a brand that our stakeholders trust. Our corporate governance principles guide us to conduct our business with integrity and they decree making necessary disclosures and decisions, in compliance with the laws of the land, be accountable and responsible towards stakeholders and conduct business ethically.

As global realities change and businesses transform dynamically, corporate governance requirements are changing to bring in new frameworks, parameters and principles. Our compliance framework and systems are agile – they are periodically reviewed and updated to incorporate best practices. Our foundation of good governance sets us apart in the industry. We continue to set new benchmarks for disclosures and a responsible growth, to redefine and reimagine the future.

Public advocacy

We are collaborating with government bodies to participate in meaningful dialogue and action needed for nation building. We make periodic suggestions and recommendations to various Central and state ministries and think tanks such as Niti Aayog. We engage with the government on national imperatives, including (but not limited to) the ease of doing business, promoting the Make in India agenda, bring in regulatory changes, business clearances and approvals, rationalisation of taxation and levies. We are part of several industry associations and think tanks that ideate and interact with various governmental bodies to help design holistic policies for the country's growth and development. Being a member of these associations helps us raise issues that may impact our business operations and profitability on relevant forums and seek timely support and solutions.

Code of Conduct

We believe in the Dalmia way of life, representing its cultures, values and DNA. To help our employees and other stakeholders understand the ways, we have carefully drafted the Code of Conduct that can be followed in professional life and personal life. The guidelines in the CoC provide guidance on how one should conduct business on behalf of the organisation. It also teaches how to deal with other human beings both in the organisation and outside it. We practice zero tolerance toward activities (both at work and out of work) that could dilute our reputation. We take strict action against anyone found guilty of financial fraud, corruption, non-adherence to listed values, sexual harassment and other anomalies.

Our DNA does not have any place for negative politics, gossiping, rumour mongering or racist behaviour, both within and outside the organisation. Any such activities, if proven, can have a direct impact on any employee's career growth plans.

Workplace conduct

Our policy on workplace conduct has been drafted to foster and engender trust. It develops the confidence, integrity and professionalism among employees of the Company. We expect employees to deliver their duties openly and ethically. And the workplace guidelines help understand the ways they can uphold the organisational values and exhibit the Dalmia DNA in their daily life. The guidelines enable employees to stand up against violators of the CoC. Workplace guidelines also help establish SOP of tasks, which promotes a harmonious and productive atmosphere in the workplace while maintaining discipline.

Non-workplace conduct

We, at Dalmia Bharat, expect our employees to inculcate Dalmia values in their personal lives. This, we believe, would help them grow as a person and help them fulfil their duties towards society.

We discourage our employees from indulging in any immoral or unethical practices outside work that would harm them or the organisation. The conduct guidelines also help employees manage their conflicts and encourage them to become a model citizen of the country.

Fair employment guideline

We promote and ensure workplace diversity is maintained, and equal opportunity and fair treatment are provided to our employees. Our organisation ensures employment of new talent and their development is ensured without any bias towards caste, creed, religion, origin, gender, marital status, age and nationality, beginning with their recruitment to the closure of full and final settlement.

Insider trading guideline

We have specific guidelines to ensure that employees do not take any undue advantage of any information available to them, but not available in the public domain, to make profitable financial dealings for themselves or others.

Anti-fraud guidelines

We discourage our employees from using their position to derive any benefits unethically for personal gains, creating or entering into any conflicting transactions, depriving the organisation by any means with any personal agenda and misusing any funds or assets of the organisation.

Whistleblower guideline

We have in place guidelines for the use of this platform, made for all stakeholders to voice genuine concerns about any breach of the CoC or the Company's guidelines or values. The platform is to ensure that all complaints are heard, recorded and registered with the Ethics Committee for further action with transparency and confidentiality. This improves confidence in the organisation and acts as a deterrent against deviations from guidelines, values and the DNA. The whistle blowing is recorded through an independent third party monitored ethics helpline.

Anti-harassment guideline

We believe in providing a safe and secure workplace free from threats, harassment, discrimination or intimidating behaviours of all kinds. We also ensure that any such harassment can be raised before a committee that will take prompt action to restore the faith of the stakeholder in the organisation. Our employees are advised to keep the workplace harassment free and promote a harmonious and productive atmosphere.

Anti-sexual harassment guideline

We put in continuous efforts to create a work environment where employees are free from sexual harassment and all stakeholders are treated with dignity and mutual respect. We have set up a complaint panel which takes prompt action to restore the faith and confidence of our stakeholders in the organisation. To ensure safety at workplace, our guidelines are extended to all in the Company's rolls, including permanent, temporary, part-time and honorary, and contractual employees and contractors. Our guideline is effective within and outside the Company premises.

We advise our employees to refrain from any unwelcome sexual advances, behaviour, favours and conducts in any mode that are verbal or non-verbal. Our management is liable to provide all necessary assistance for the purpose of ensuring full, effective and speedy implementation of these guidelines. The management maintains confidentiality throughout the process. Ensuring transparency in reporting the number of filed and resolved cases is the responsibility of the complaints panel, which consists of four senior members of the organisation and third-party members. The panel deals with all complaints of sexual harassment or cases of alleged sexual harassment. A certain set guideline is followed for the formation of the panel in order to ensure there is no undue pressure or influence on any party.

Ethics helpline

Our ethics helpline is a 24 hour toll free service for our employees and suppliers. It is also for those who want to report acts or deeds not aligned to the interests of the Company or are in breach of any Company policy. They can immediately report to the ethics helpline through either of the three routes given below:

Email: Dalmiaethicscomplaints@ethicshelpline.org

Toll Free Number: 1800 572 5242


FAX: 1800 103 3235

Post: write to us @ PO Box No 71, DLF Phase 1, Qutub Enclave, Gurgaon –122002

*All whistles will be recorded in confidence and the confidentiality will be maintained under all circumstances.



Statutory Reports & Financial Statements



In this section

Statutory Reports

Management Discussion and Analysis 104

Notice of Annual General Meeting 114

Directors' Report 121

Corporate Governance Report 136

Business Responsibility and Sustainability Report 154

Financial Statements

Standalone Financials 176

Consolidated Financials 243



Management Discussion and Analysis

At Dalmia Bharat Limited, we strongly believe that ‘clean and green’ is profitable and sustainable. With this philosophy at the core, we are setting new benchmarks in sustainability through our products and operations. We have committed to becoming carbon negative by 2040. Towards this, we are doubling our energy productivity by 2030 and have joined RE100 – an ambitious campaign of leading conglomerates of the world. Further, we are one of the 16 global companies to be identified as COP26 leader. We are the only cement company in the world to be invited to participate at the UN Climate Action Summit in 2019 and UN Climate Ambition Summit in 2020 and among the five climate defenders identified by BBC World globally. We are ranked #1 by CDP in global cement sector on business readiness for a low carbon economy transition. We are also member of The Alliance of CEO Climate Leaders by World Economic Forum. We have also committed to a long-term transition to renewable energy. We are investing aggressively in expanding capacities across the country to fortify our leadership position in India’s cement sector.

Snapshot FY22

₹1,988 crore

Capex

41%

Reduction in Net Carbon Footprint (Scope 1) from baseline 1990

₹130 million

Spent on community development initiatives

Economic environment

Global

For the global economy, the year 2021 started with optimism, driven by the roll-out of vaccination across countries and a pent-up demand driving economic recovery. As estimated in the World Economic Outlook, January 2022, after the pandemic-led degrowth of 3.9% in 2020, the global economy rebounded fast and reported a growth of 5.9% in 2021.

Aligned with the recovery of the global output, global goods trade reported swift growth. Services trade also reported strong growth and reached the pre-pandemic level during the last quarter of calendar year 2021. The cumulative value of global trade reached a record ~\$ 28.5 trillion in 2021, a growth of about 25% against 2020 and ~13% against the pre-pandemic level of 2019.

The emergence of the delta and the omicron variant, however, slowed the recovery, dovetailed with a rising inflation scenario driven by rising energy prices and supply chain disruptions.

The IMF predicts that the world output growth will moderate to 4.4% in 2022 and 3.8% in 2023.

	2020 (e)	2021 (e)	2022 (f)	2023 (f)
World output	(3.1)	5.9	4.4	3.8
Advanced Economies	(4.5)	5.0	3.9	2.6
Emerging Market and Developing Economies	(2.0)	6.5	4.8	4.7
Emerging and Developing Asia	(0.9)	7.2	5.9	5.8

[Source: World Economic Outlook, January 2022]
(f) forecast

India

The roll-out of the vaccination programme across the country along with supportive policies, helped the Indian economy withstand challenges posed by the subsequent waves of the pandemic. Advance estimates suggest a GDP growth of 9.2% during FY22, implying that the overall economic activities were recovering to pre-pandemic levels.

Agriculture and allied sectors have been the least impacted and are expected to grow by 3.9% in 2021-22 against 3.6% in 2020-21. The GVA of the industry (including mining and construction) is expected to rise by 11.8% in FY22 after contracting by 7% in FY21. The services sector was hit the hardest by the pandemic and is estimated to grow by 8.2% in FY22 against 8.4% contraction in FY21.

India’s Consumer Price Index inflation stood at 6.07% YoY in February 2022, breaching the targeted tolerance band. Inflation was largely driven by pandemic-induced supply-side disruptions, driving input costs. The RBI believes that inflation beyond 6% will not sustain for long and is transitory.

India has been consistently emphasising on supply-side reforms, rather than a total reliance on demand management. These reforms include deregulation of numerous sectors, simplification of processes, removal of legacy issues like ‘retrospective tax’, privatisation and production-linked incentives, among others.

Vaccination has played an important role in minimising loss of lives, boosting confidence in the economy towards the resumption of activity and containing the sequential decline in output due to the second wave. As of March 24, 2022, India has administered over 182 crore vaccination doses.

The gross Goods and Services Tax collection for FY22 stood at a little over ₹14.8 lakh crore, registering 17.5% growth against the same in FY20, the pre-Covid year. The numbers reflect the strong recovery of the Indian economy.

The Government of India is looking at sustained recovery of the economy and is focused on infrastructure building as an attempt to create the multiplier effect that can aid the economy. According to KPMG, the Indian economy is expected to report a growth of 7.7% in FY23, and as investments in infrastructure and manufacturing sectors will accelerate job creation. However, geopolitical tensions and shortage of raw materials pose major risks to growth.

Production-linked incentive scheme

In a bid to enhance competitiveness and leverage the untapped potential of Indian industries to fulfil the vision of an, ‘Aatmanirbhar Bharat’ the government of India announced Performance-linked Incentive (PLI) scheme. The scheme is in place for 14 sectors and being implemented by the ministries and departments. The fiscal support commitment through the new schemes covers the entire electronics supply chain – electronic components, sub-assemblies, and finished goods. In the first phase of roll-out, incentives were announced for manufacturers of mobile phones, IT hardware (covering tablets, laptops, server, all-in-one PC), telecom and networking equipment, auto components, ACC battery, white goods (covering LED and air-conditioner), Solar PV modules and specified electronic components. The latest is incentives for silicon semiconductor fabs, display fabs, compound semiconductors, silicon photonics, sensor fabs, semiconductor packaging and semiconductor design.

Indian cement industry

With an annual production capacity of 550 million tonnes, the Indian cement industry is the second-largest producer of cement in the world, contributing ~8% of the world’s total cement output. However, in terms of per capita cement consumption, the country lags behind the global average of ~525 kgs.

The country’s cement sector is divided into five zones – North, South, Central, West and East. South India, with a share of 33%, has the maximum cement production capacity. Among the consumers, the housing sector dominates cement consumption in the country, followed by infrastructure and industrial development.

Key developments during FY22

Gati Shakti

The PM GatiShakti Plan has been launched to address the legacy issues faced by the sector, by institutionalising holistic planning for stakeholders of major infrastructure projects with a common vision. It will incorporate the infrastructure schemes of various Ministries and State Governments like Bharatmala, Sagarmala, inland waterways, dry/land ports, UDAN, among others. Economic Zones like textile clusters, pharmaceutical clusters, defence corridors, electronic parks, industrial corridors, fishing clusters, agri zones will be covered to improve connectivity and make Indian businesses more competitive.

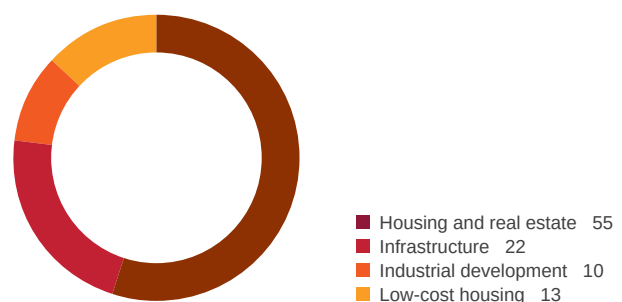
National Monetisation Pipeline (NMP)

The Union Finance Minister launched the asset monetisation pipeline of Central ministries and public sector entities: National Monetisation Pipeline (NMP Volumes 1 & 2). NITI Aayog has developed the pipeline, in consultation with infrastructure line ministries, based on the mandate for Asset Monetisation under Union Budget 2021-22. NMP estimates aggregate monetisation potential of ₹6 lakh crore through core assets of the Central Government, over a four-year period, between FY22 and FY25.

Asset monetisation, based on the philosophy of creation through monetisation, is aimed at tapping private sector investment for new infrastructure creation. This is necessary to create employment opportunities, thereby enabling high economic growth and seamlessly integrating the rural and semi-urban areas for overall public welfare.

Subsequent lockdowns in FY21 led to a decline of 18% in cement production (April-December). Pent-up demand from sectors contributed to the recovery in FY22 and led to a growth of 25% (April-December). At 254 million tonnes (MT), it grew around 3% as compared with 247 MT of cement produced during the corresponding months of FY20 (for the nine-month period between April 2019 and December 2019), reflecting that the

Sector-wise cement consumption (%)





production has outperformed pre-Covid levels. Additionally, ICRA estimates ~18-20% volumetric growth for the full year in FY22 to ~355 million metric tonnes, surpassing pre-COVID-19 levels by 6%.

Looking at a granular level, the demand moderated during the third quarter of FY22. This was largely owing to escalations in input costs coupled with sluggish demand due to unseasonal rains, labour scarcity issues due to the festive season and sand mining ban in the eastern parts of the country. However, demand started to recover gradually from December onwards.

Driving sectoral growth

Cement plays an important role in catalysing the growth of a country's economy by generating employment and contributing significantly to the country's GDP. With the Government of India's focus on bolstering the country's infrastructure sector as well as the housing sector, the Indian cement industry is poised for strong growth. The following are some of the drivers of the country's cement demand.

Infrastructure sector

The infrastructure sector is one of the key drivers of the economy. The government has put an enhanced focus on the development of the country's infrastructure to accelerate economic development. The government's constant push towards the sector is reflected in over 35% increase in allocation towards capital expenditure from ₹5.5 lakh crore in FY22 to ₹5.5 lakh crore by FY23.

Within the sector, a key focus area was leveraging multimodal transport infrastructure to reduce logistics costs and improve India's overall competitiveness. The budget also highlighted the need for coordination between various ministries and agencies to enable the identification and timely completion of priority projects. These would be addressed through the Gati Shakti initiative. Besides, the government granting infrastructure status to data centres is expected to attract accelerated investments into the sector.

Real estate upcycle

After a lull in demand for several years, the Indian real estate sector is seeing a multi-year upcycle. Favourable interest rates and a preference of buying bigger homes is driving the industry. NITI Aayog expects that the Indian real estate sector will reach a market size of \$1 trillion by 2030 and account for 13% of India's GDP by 2025. Already the third-largest sector to drive economic growth, the real estate industry is expected to continue its upward trajectory in 2022. This is expected to further drive the country's cement sector.

Affordable housing

The affordable housing segment has been a key focus area for the government. During Budget 2022-23 the government has allocated ₹48,000 crore for the construction of 80 lakh houses for both PMAY-Urban and PMAY-Grameen. The central government will work with state governments to reduce the time required for approvals to promote affordable housing for mid- and low-income sections in urban areas.

National Infrastructure Pipeline

The National Infrastructure Pipeline is aimed at enabling a forward outlook on infrastructure projects, which will create jobs, improve ease of living and provide equitable access to infrastructure for all, making growth more inclusive. The plan covers the period between 2019 and 2025 with 7,400 projects, entailing an estimated investment of ₹1.11 lakh crore.

Roads and highways

There has been substantial enhancements made to India's roads and highway network in the past few years. Close to 13,127 kms of roads were constructed in FY21 against 10,237 kms in FY20. During FY22, 3,824 kms of roads were constructed till September. Per day road construction stood at 36 km in FY21 from 28 km per day in FY20. The construction pace was slower during FY22 owing to COVID-19 related restrictions. The Budget 2022-23 envisages the road network to be further expanded by 25,000 kms in FY23.

Rural income growth

The Budget 2022 is expected to enhance rural income and revive demand for rural consumption. This will primarily be driven by the announcement of ₹2.37 lakh crore towards direct payments for minimum support price (MSP) to wheat and paddy farmers, to be made in FY23.

Rural roads

Pradhan Mantri Grameen Sadak Yojana is an important programme of the government to connect habitats across the country. In a bid to accelerate rural road construction, budgetary allocation to PMGSY in 2022 was raised by 36% to ₹19,000 crore.

Railways

The Budget 2022-23 allocated the highest-ever capital expenditure of ₹2.45 trillion for FY23, registering a growth of 14% from the Revised Estimate (RE) of ₹2.15 trillion for FY22. This will help in improving the operating ratio. As part of the 'Atmanirbhar Bharat' agenda ~2,000 km of the rail network will be brought under Kavach, the indigenous, world-class technology for safety and capacity augmentation in FY23.

Smart cities

In a bid to push real estate infrastructure and employment creation, the Budget 2022-23 focused on new smart tier 2-3 cities. The urban rejuvenation missions – Smart Cities Mission and AMRUT – witnessed a marginal rise in budgetary allocations to the tune of ₹14,100 crore for FY23, marginally higher from ₹13,750 crore in FY22.

Key challenges facing the cement industry

The cement prices during the third quarter of FY22 faced multiple challenges such as an unprecedented rise in input cost, sluggish demand, including from rural regions. The prices of key inputs,

including pet coke, coal and diesel have faced a steep rise in the international markets, leading to a surge in operational costs and an impact on the margin. Ongoing geopolitical tensions have further contributed to the rise.

Outlook

Notwithstanding the challenges, India's cement sector is poised for strong growth. This is driven by robust growth anticipated from the individual housing segment, buoyed by the growth in rural income and the government's focus on the affordable housing segment. The Government's push towards infrastructure and the boom in industrial sector demand, driven by increased warehouse requirement for e-commerce and data centres for back offices, are expected to further add to cement demand in the country.

Company overview

DBL is among the leading cement producers in India with a cumulative capacity of 35.9 MTPA. The Company has 14 manufacturing units, serving customers across 22 states with 32,000+ dealers and subdealers. We are continuously investing in low-carbon technologies that translate into enhanced resources and energy efficiency. We are continuously increasing the share of blended cement to further reduce our carbon footprint.

We were also engaged in the refractory business through Dalmia Cement (Bharat) Limited. During the year, it has been transferred to an independent entity.

Encapsulating our performance in FY22

Despite challenges arising from the rise in input cost and recurrent waves of COVID-19, we reported 7.3% growth in volumes and 3% increase in average realisation during FY22 against FY21.

Performance FY22

₹11,286 crore

Revenue from operations

₹1,160 crore

Net profit

₹2,426 crore

EBITDA

₹1,913 crore

Cash generated from operations

Our strategic vision

Pan-India pure play cement company

Significant presence in every market where Dalmia operates

Grow capacity at a CAGR of 14% – 15% over the next decade to reach 110–130 MnT by 2030

Emerge as one of the most profitable and environment friendly companies in the cement sector in India

Maintain a strong balance sheet along with highest standards of corporate governance

Continue building a great organisational culture and a strong value system

During the year, we commenced commercial production at our Murla Plant in Chandrapur district, Maharashtra and added 2.9 MnT cement capacity to our overall installed capacity. The plant was acquired for ₹410 crore and a further ₹900 crore was spent on the revival, modernisation, expansion and installation of green manufacturing equipment such as waste heat recovery systems, solar power, green fuel systems and robotic labs, for enhanced quality monitoring.

The commercial operation of new cement grinding plant having capacity of 2.25 MnT at Dalmia DSP Unit- II near Cuttack, Odisha started during the year, further augmenting our capacities.

As a step forward towards our vision of achieving 48.5 MTPA capacity by 2024 and 130 MTPA capacity by 2030, we have committed ₹1,988 crore towards capex during this year.

Inching a step closer to our goal of enhancing our renewable energy generation, we added a ground-mounted solar power plant in Cuttack, taking our installed capacity to 17.1 MW, from 2.4 MW in 2004. Spanning 49 acres, this solar power plant is expected to generate 25.52 million units per annum, meeting the energy requirements of Kapilas Cement Manufacturing Works, Cuttack.



In a bid to exit from the non-core business areas, we completed the sales of Hippo Stores. Besides, we offloaded 5.2% equity stake in the India Energy Exchange (IEX) for ₹614 crore. Proceedings from these two sales will be used for business growth purposes.

To independently focus on the refractory business, Dalmia-OCL, the refractory business of the Dalmia Bharat Group, has merged all its domestic businesses into a single consolidated entity as Dalmia Bharat Refractories Ltd. (DBRL).

We are undertaking an initiative in green energy and capacity expansion, through incorporation of Dalmia Bharat Green Vision Limited to avail benefit of PLI and other schemes.

Estimated capex breakdown



Committed to sustainability

Over the years, we have demonstrated that sustainable and climate-friendly actions create positive outcomes for every stakeholder. Our consistent sustainability efforts have helped us achieve one of the lowest carbon footprints across the world, with ~40% lower carbon footprint than the global average. We are working consistently to replace traditional fuels and raw materials with alternative solutions to make the planet better for our future generations. We are consistently ramping up our renewable energy portfolio, increasing the share of blended cement, along with responsible consumption of resources. We are committed to becoming carbon negative by 2040 and focusing on achieving the same through the following initiatives:

- Fossil free electricity initiative – RE100
- Doubling energy productivity – EP100
- Water positivity
- Responsible community interventions
- Eco-friendly mining practices
- Green products

13.3x

Water positive index in FY22

Human resource management

We have built an agile business model, thanks to our passionate team of people. We are continuously working on building an organisation that fosters a performance-driven culture. Our curated training and development programmes are directed to strengthen the skill of our team members to achieve our long-term, strategic objectives. We ensure a work environment that is free of discrimination while promoting diversity and inclusion. We maintain harmonious relations with our workforce and have not faced any disruption due to workforce unrest. As of March 31, 2022, we had 5,652 employees on our payroll and 15,264 contractual employees.

Managing risks

We have a robust enterprise risk management framework that helps us monitor key business risks and identify emerging risks. Our Risk Management Committee, under the purview of the Board, periodically reviews the effectiveness of our risk mitigation strategies. The following risks have been identified as primary during the year under review:

- Commodity prices
- Climate change
- Competition
- Talent Management

Read details on page [38](#)

Outlook

Continued focus on the infrastructure sector and housing sector by the government shows optimism in the India growth story. Increasing capital expenditure committed by the government in successive budgets, PLI scheme to boost the manufacturing sector and continuous commitment towards the housing sector, is expected to drive cement demand in the country. Aligned with the government’s vision of building a stronger India, we committed a capex of ₹9,000 crore+ over the next few years. We are eyeing greenfield units and the debottlenecking of our existing plants to achieve our targeted capacity addition.

Our growth will be green as we have put sustainability at the core of our business. We intend to transform from thermal energy and thermal electricity to renewable energy by 2030. We have already started replacing fossil fuel and are collecting municipal waste

– industrial wastes of various chemicals, pharmaceuticals and other firms – from 25+ towns and cities, and using it as green fuel.

While there will be competition in the market, what differentiates us from others is the strong brand equity we have in the markets where we are present. We are trusted for the quality and reliability of our products. Our wide distribution reach helps us cater to the remotest corners of the markets while continuously striving to add newer geographies to expand our base. Our technical services help our customers achieve better construction quality while our customer and dealer connect initiatives, spearheaded by digital mediums, help us maintain top-of-the-mind recall.

We expect that going forward, our concerted initiatives will help us create significant value for our stakeholders.

Internal control systems and their adequacy

DBL has a well-placed internal control system commensurate to the size, scale and complexity of our operations. We have a well-defined organisational structure and management procedures to ensure all internal financial controls are adequate and operating effectively. It has in-built policies and procedures to safeguard our assets, maintain proper accounting records and provide financial information.

The internal control and risk management systems are systematically structured and applied in accordance with the corporate governance code of our organisation. The corporate governance practices in DBL are driven by strong Board oversight, timely disclosures, transparent accounting policies and high levels of integrity in decision-making. Internal audit functions are looked at by internal audit department, which carries out the internal audit of the group operations as per Board approved plans and presents our findings to the audit committee. Our management has evaluated the operative effectiveness of these controls and noted no significant deficiencies or material weaknesses that might impact the financial statements as of March 31, 2022.

Financial overview

Consolidated Balance Sheet

During the year, the Group has given accounting effect of Scheme of Arrangement between Company's subsidiary, namely Dalmia Cement (Bharat) Limited ('DCBL') and its then subsidiary namely Dalmia Bharat Refractories Limited ('DBRL') ('Scheme 1'), and the Scheme of Amalgamation of Dalmia Refractories Limited ('DRL') and its then subsidiary GSB Refractories India Private Limited ('GSB India') with DBRL ('Scheme 2') from their respective Appointed Date(s) i.e. April 1, 2019 and April 1, 2020, after the Schemes were approved by National Company Law Tribunal, Chennai vide its Order dated February 3, 2022.

The financial statements for the year ended March 31, 2021 have been restated to give impact of the aforesaid NCLT order.

Accordingly, comparative figures for previous year have been given on the basis of restated financial statements.

1. Property, plant and equipment (PPE) including Intangibles and Right-of-use assets

- (i) Total additions to PPE and Intangible assets were ₹1,769 crore mainly on account of:
 - (a) Refurbishment of one of the cement manufacturing plant of Group located in Chandrapur district, Maharashtra, which was acquired under Insolvency and Bankruptcy Code, 2016 (₹415 crore)
 - (b) Commissioning of new cement grinding plant having capacity of 2.25 MnTPA at Dalmia DSP Unit II near Cuttack, Odisha (₹299 crore)
 - (c) Commissioning of Waste Heat Recovery System at cement manufacturing plant located at Chinnakomerla (Kadapa district, Andhra Pradesh) (₹125 crore)
 - (d) Acquisition of land in a newly incorporated company for setting up of projects (₹79 crore)
 - (e) Additions to solar plants in east region (₹78 crore)
 - (f) Mining related assets capitalised during the year (₹73 crore)
 - (g) Other regular additions in PPE mainly consisting of routine maintenance and efficiency productivity improvement capital expenditure
- (ii) Capital work in progress (CWIP) stood at ₹1,036 crore as at March 31, 2022 and is largely attributed to (a) installation of Waste Heat Recovery System Solar plant at various plants across the Group, and (b) capacity enhancement/upgradation of cement mills.
- (iii) Goodwill: There was no addition in the value of goodwill during the year. The Group continue to amortise the goodwill acquired pursuant to Scheme of Arrangement and Amalgamation sanctioned by Hon'ble National Company Law Tribunal and amount of amortisation during the year was ₹203 crore.
- (iv) Right-of-use assets: Additions during the year was ₹56 crore.
- (v) Intangible assets under development stood at ₹11 crore as at March 31, 2022. Decrease is primarily on account of capitalisation of assets of Hippo Stores business of ₹56 crore during the year.
- (vi) The Group has provided adequate depreciation and amortisation in accordance with the useful lives of the assets determined in compliance with the



requirements of the Companies Act, 2013. In certain class of assets, the Group uses different useful life than those prescribed in Schedule II of Companies Act, 2013.

2. Non-current investments

- (a) Investments accounted using equity method of ₹385 crore as at March 31, 2022 mainly consists of investment in associate and in joint venture. Increase is mainly on account of share of profit in associate (net of tax) during the year.
- (b) Other non-current investments of ₹920 crore as at March 31, 2022 mainly consists of investment in equity shares of a listed entity, redeemable non-convertible debentures (NCDs) in a promoter group company, optionally redeemable convertible debentures and compulsorily convertible preference shares. Increase in investments were predominantly on account of increase in investments in equity shares primarily on account of fair valuation gain aggregating to ₹435 crore, and investment in redeemable non-convertible debentures of ₹120 crore as a part of consideration received on sale of Hippo Stores on December 31, 2021.

3. Current investments

Current investments of ₹4,399 crore as at March 31, 2022 mainly consists of investment in corporate bonds, mutual funds and equity shares in a listed entity. Increase in investments were predominantly on account of increase in investments in equity shares primarily on account of fair valuation gain and investments in mutual funds aggregating to ₹1,240 crore. This is partly offset by decrease in investment in corporate bonds by ₹130 crore.

Investment in certain mutual fund units as at March 31, 2021 valued at ₹390 crore, which were illegally and fraudulently transferred by Depository Participant ("DP") in collusion with Clearing Agent from demat accounts of Company's erstwhile step-down subsidiaries (which were merged with DCBL), were released to DCBL upon furnishing bank guarantee of ₹344 crore before Trial Court. The Securities were later redeemed by DCBL during the year.

Further, Hon'ble Supreme Court vide its order dated April 11, 2022 has modified its earlier order permitting DCBL to replace its existing bank guarantee of ₹344 crore with fresh bank guarantee of ₹100 crore and corporate guarantee of ₹300 crore.

4. Inventories

Inventory as at March 31, 2022 was ₹945 crore compared to ₹760 crore as at March 31, 2021.

Inventory of clinker and finished goods have increased mainly due to increase in volume as compared to the previous year. Fuel inventory has increased mainly due to increase in fuel prices.

5. Trade receivables

Trade receivables as at March 31, 2022 stood at ₹673 crore against ₹511 crore as at March 31, 2021, increased by ₹162 crore. Increase is primarily due to increase in closing receivable number of days (before provision for rebate to customers).

6. Loans

Total loans (non-current and current) reduced by ₹58 crore to ₹19 crore as on March 31, 2022 mainly on account of recognition of impairment loss of ₹30 crore for loan extended to a non-related party in the earlier years, and further refund of loan of ₹23 crore by a related party which was given in previous year.

7. Other financial assets

Total other financial assets (non-current and current) of ₹835 crore primarily consist of subsidies/incentive receivable of ₹663 crore, security deposits of ₹119 crore and other receivables.

Increase in other financial assets by ₹43 crore mainly on increase in security deposits primarily for purchase of input material and accrual (net of receipts) of subsidies/incentives.

8. Other non-financial assets

Other non-financial assets (non-current and current) of ₹841 crore as at March 31, 2022 mainly consists of deposits and balances with government departments and other authorities, capital advances and advance to suppliers. Increase in other non-financial assets were predominantly on account of increase in capital advances by ₹98 crore and advance to suppliers by ₹163 crore. This is partly offset by decrease in deposit and balances with government departments and other authorities by ₹37 crore during the year.

9. Assets held for sale

Assets held for sale of ₹155 crore mainly comprises of PPE of Paper and Solvent Extraction undertakings of MIL acquired under IBC. These undertakings (together referred to as 'disposal groups') are classified as assets held for sale, as these are considered non-core business to the Group and management is committed to sell these disposal groups, active efforts have been initiated to locate a buyer. The disposal groups have been stated at fair value less cost to sell (being lower of their carrying amount). There is no liabilities associated with disposal groups held for sale as at March 31, 2022.

10. Share capital

The paid-up share capital of the Company as at March 31, 2022 was ₹37 crore comprising 18,73,68,673 equity shares of face value ₹2 each. During the year, Company has further issued 2,51,160 shares to employees under ESOP during the year.

11. Gross debt and Net debt

Gross debt was lower by ₹586 crore and stood at ₹3,140 crore as at March 31, 2022, due to pre-payments and repayments of various term loans, non-convertible debentures, short-term loans and buyer's credit during the year. These were partly offset by drawal of other domestic currency loans during the year.

Net debt stood at ₹(1,421) crore as at March 31, 2022. This is attributable to decrease in gross debt along with increase in current investments, which is partly offset by decrease in cash and bank balances.

12. Trade payables

Total balance as at March 31, 2022 at ₹850 crore, marginally decreased by ₹49 crore.

13. Other financial liabilities

Other current financial liabilities increased by ₹199 crore to ₹1,476 crore as on March 31, 2022. The increase is mainly on account of increase in security deposits received from dealers by ₹90 crore which is in line with Group's credit policy, increase in provision for rebate given to customers by ₹53 crore which is in line with increase in revenue and increase in liabilities towards capital expenditure by ₹57 crore.

14. Provisions

Total balance (non-current and current) as at March 31, 2022 was ₹266 crore as compared to balance of ₹269 crore as at March 31, 2021, thereby marginal decrease by ₹3 crore. The liability for employees defined benefits is based on the valuation from the independent actuary.

15. Other liabilities

Other liabilities primarily consist of liability towards dealer incentives, advance from customers and statutory dues.

Total other liabilities (non-current and current) decreased by ₹80 crore mainly on account of decrease in liability towards dealer incentives, statutory dues and other liabilities aggregating to ₹90 crore. This was partially offset by increase in advance from customers by ₹9 crore.

Consolidated results

Description	₹ crore		
	FY22	FY21	Change (%)
Revenue from operations	11,286	10,110	12%
Expenses			
Cost of raw materials consumed	1,530	1,474	4%
Purchases of stock in trade	7	9	-22%
Changes in inventories of finished goods, work-in-progress and stock in trade	(65)	60	-208%
Employees benefits expense	744	659	13%
Power and fuel	2,570	1,659	55%
Freight charges			
- on finished goods	2,056	1,822	13%
- on internal clinker transfer	299	251	19%
Other expenses	1,719	1,414	22%
Total expenses	8,860	7,348	21%
Operating EBITDA – continuing operations	2,426	2,762	-12%
Operating EBITDA Margin (%)	21%	27%	
Other income	155	181	-14%
Finance costs	202	303	-33%
Foreign currency fluctuation (net)	(5)	(8)	-38%
Depreciation and amortisation expense	1,236	1,250	-1%
Profit before exceptional items and tax expense	1,148	1,398	-18%
Exceptional items (net)	(2)	(34)	-94%
Profit before tax	1,146	1,364	-16%
Total tax expense/ (credit)	(14)	178	-108%
Profit after Tax (PAT) – continuing operations	1,160	1,186	-2%
PAT % - continuing operations	10%	12%	

During the FY22, the Group recorded a profit after tax from continuing operations of ₹1,160 crore (previous year ₹1,186 crore), marginal decrease of ₹26 crore (-2%), primarily on account of higher variable cost and logistic cost due to increase in fuel prices, which is partially offset by increased sales volume and improvement in realisations along with accrual of incentive benefits granted/being eligible during the year, lower finance costs and lower tax expense as compared to that of the previous year.

Higher variable cost of production/logistic cost resulted in lower operating EBITDA of ₹2,426 crore during the year under review, registering a decline of 12% over FY21.

The basic and diluted earnings from continuing operations for the FY22 were at ₹60.72 per share and ₹60.65 per share, respectively (previous year, basic and diluted: ₹62.55 per share and ₹62.46 per share, respectively).



1. Revenue from operations

The Group's total revenue has grown by 12% to ₹11,286 crore in FY22 from ₹10,110 crore in FY21.

Particulars	₹ crore		
	FY22	FY21	Change (%)
Cement and its related products	11,003	9,960	10%
Power	33	7	349%
Management service charges	24	20	20%
Total sale of products and services	11,060	9,988	11%
Subsidies on sale of finished goods	176	88	99%
Other operative revenue	50	34	47%
Total revenue from operations	11,286	10,110	12%

The cement sales volume of the Group were 22.2 MnT in FY22 registering a marginal growth of 7.3% as compared to 20.7 MnT in FY21. The average selling price (net of discount and taxes) increased by 3% in FY22 over FY21.

The Group continued to retain a strong leadership presence in the South, Eastern and North East Region markets.

Accrual of subsidies on sale of finished goods was increased mainly on account of (i) grant of incentive to Dalmia DSP pursuant to the sanction letter notified in state government gazette by State Government of Bihar, and (ii) on receipt of eligibility certificate by MIL for the Industrial Promotion Subsidy under the Package Scheme of Incentives, aggregating ₹81 crore.

2. Other income

Other income primarily comprises of dividend income, interest income, gain on sale and fair valuation of financial instruments and others.

Other income has reduced by ₹26 crore to ₹155 crore mainly attributed due to: (a) decrease in income on treasury assets (bonds/ fixed deposits/ mutual funds) by ₹47 crore, interest income accrued in last year of ₹6 crore on loan given to non-related party and reversal of impairment provision in value of investment of ₹3 crore. Reduction is partly offset by higher dividend income of ₹14 crore, write back of liabilities no longer required by ₹17 crore and interest income of ₹3 crore on investment in NCDs received as a part of consideration on sale of Hippo Stores.

3. Cost of raw materials consumed

The cost of raw materials consumed increased by 4% in FY22 when clinker and cement production increased by 9.3 % and 9.3 %, respectively.

Cost of raw materials consumed accounted for 13.6% of revenue in FY22 as against 14.6% in FY21.

4. Changes in inventories of finished goods, work-in-progress and stock in trade

The increase in inventories of finished goods and work-in-progress in current year as compared to decrease in previous year, was mainly due to increase in closing stock quantity and the fuel impact on closing stock.

5. Employee benefits expenses

The employee cost increased by 13% in FY22 mainly due to increment in the annual salaries, which was in line with the industry, fully operations of MIL cement plant at Maharashtra and commissioning of new grinding units in East region during the year, introduction of voluntary separation scheme for all eligible employees/workers at Dalmia DSP and further grant of 1,52,640 ESOP to eligible employees during the year.

6. Power and fuel cost

Power and fuel costs of the Group have increased by 44% from ₹801/T in FY 2020-21 to ₹1,157/T in FY22 due to increased prices of coal and pet coke during the year.

Power and fuel costs accounted for 22.8% of revenue in FY22 as against 16.4% in the previous year.

7. Freight charges on finished goods

Cement despatches increased by 8.8% as compared to previous year. Freight on cement has increased from ₹1,001/T to ₹1,060/T of cement sold in 2022 (up by 5.9%).

Freight charges on finished goods accounted for 18.2% of revenues in FY22 as against 18.0% in FY21.

8. Finance costs

Finance cost has decreased by ₹101 crore to ₹202 crore mainly due to repayment of borrowings of ₹586 crore during the year, and lower weighted average cost of total borrowings from 6.7% p.a. to 5.6% p.a. either on account of refinancing of term loans or other measures taken to reduce the interest cost during the year.

9. Depreciation and amortisation

Depreciation and amortisation expense has decreased by ₹14 crore to ₹1,236 crore in FY22.

10. Exceptional items

Exceptional items (net) of ₹2 crore for the year ended March 31, 2022, includes the following:

- Impairment loss of ₹30 crore on unsecured loan extended to a non-related party for general corporate purpose in the earlier years basis the risk of recoverability assessed by management.
- Gain on reversal of earlier years liabilities of ₹28 crore, not payable as per Resolution Plan approved by

Hon'ble National Company Law Tribunal in respect of Company's step-down subsidiary namely Dalmia DSP acquired under Insolvency and Bankruptcy Code, 2016.

11. Tax expense

The provision for current tax and deferred tax for the year ended March 31, 2022, as a percentage to profit before tax is lower than the previous year mainly on account of:

- Company's step-down subsidiary namely MIL has recognised past unrecognised deferred tax assets at a new lower tax rate, which is based on the future profitability thereby resulting into recognition of net deferred tax credit of ₹330 crore for the year ended March 31, 2022.
- Lower profit before tax in current year as compared to previous year.

CONSOLIDATED CASH FLOWS

Particulars	₹ crore		
	FY22	FY21	Change (%)
Net cash flow from operating activities	1,937	3,604	(1,667)
Net cash flow (used) in investing activities	(1,048)	(301)	(747)
Net cash flow (used in) financing activities	(942)	(3,375)	2,433
Net (decrease) in cash and cash equivalents	(53)	(72)	19

NET CASH FLOW FROM OPERATING ACTIVITIES:

During the year under review, the net cash generated from operating activities was ₹1,937 crore as compared to ₹3,604 crore during the previous year. The cash inflow from operating profit before working capital changes during the current year was ₹2,428 crore as compared to inflow of ₹2,779 crore during the previous year due to lower operating profits.

Cash outflow from working capital changes in FY22 is mainly due to increase in inventories, trade receivables and financial and other assets by ₹551 crore, partly offset by increase in trade and other payables/provisions. The income tax refund during the current year was ₹24 crore (net of payments) as compared to ₹44 crore during previous year.

NET CASH FLOW (USED IN) INVESTING ACTIVITIES:

During the year under review, the net cash outflow from investing activities amounted to ₹1,048 crore as compared to ₹301 crore during the previous year. The outflow during the current year broadly represents, capital expenditure of ₹1,769 crore, partly offset by proceeds realised on sale of current investments/redemption of fixed deposits

amounting to ₹579 crore, receipt of interest and dividend income amounting to ₹75 crore, proceeds on sales of Hippo Stores business of ₹35 crore and refund of loan from a related party of ₹23 crore.

NET CASH FLOW (USED IN) FINANCING ACTIVITIES:

During the year under review, the net cash outflow from financing activities was ₹942 crore as compared to ₹3,375 crore during the previous year. The outflow during the current year broadly represents repayment of long-term and short-term borrowings (net of proceeds) ₹580 crore, along with payment of interest ₹232 crore and payment of dividends aggregating to ₹100 crore.

KEY FINANCIAL RATIOS ARE AS UNDER:

Particulars	FY22	FY21	Change (%)
Debtors Turnover (in times) *	47.94	34.84	38%
Inventory Turnover (times)	12.95	11.49	13%
Interest Coverage Ratio (times)	10.92	7.56	45%
Current Ratio (times)	1.54	1.23	26%
Debt Equity Ratio (times)	0.20	0.29	-31%
Operating Profit Margin (%)	10.5%	15.0%	-29%
Net Profit Margin (%)	10.3%	11.7%	-12%
Return on average Net Worth (%)	8.1%	10.1%	-20%

* debtors turnover is computed net of rebate to customers and on average of opening and closing debtors.

EXPLANATIONS FOR VARIATION OF 25% OR MORE IN KEY FINANCIAL RATIOS:

- Debtors Turnover:** Increased primarily due to efforts taken post March 2020.
- Interest Coverage Ratio:** Increased primarily on account of lower finance costs due to repayment of borrowings.
- Current ratio:** Increased primarily on account of increase in current assets mainly current investments, inventories and trade receivables.
- Debt Equity Ratio:** Decreased primarily on account of prepayment and repayment of borrowings during the year.
- Operating Profit Margin:** The operating profit margin (before exceptional items) decreased due to lower operating profits on account of higher variable cost of production as a result of steep increase in fuel prices, which is partly offset by increased sales volume, improvement in realisations and additional incentives, as compared to last year.

DALMIA BHARAT LIMITED

Registered Office: Dalmiapuram Lalgudi Dist. Tiruchirappalli, Tamil Nadu 621651

Phone No. 04329-235132 **Fax No.** 04329-235111

CIN: L14200TN2013PLC112346 **Website:** www.dalmiabharat.com; **Email:** corp.sec@dalmiabharat.com

NOTICE OF ANNUAL GENERAL MEETING

NOTICE is hereby given that the Ninth (9th) Annual General Meeting of the Members of Dalmia Bharat Limited (“**Company**”) will be held on Friday, July 01, 2022 at 11:30 a.m. IST through Video Conferencing (“**VC**”) /Other Audio Visual Means (“**OAVM**”) to transact the following business:

ORDINARY BUSINESS:

1. To receive, consider and adopt:
 - (a) Audited Standalone Financial Statements of the Company for the year ended March 31, 2022 together with the Reports of the Directors and Auditors thereon; and
 - (b) Audited Consolidated Financial Statements of the Company for the year ended March 31, 2022 together with the Report of the Auditors thereon.
2. To confirm the payment of interim dividend of ₹ 4.00 per equity share, already paid and declare final dividend of ₹ 5.00 (250%) per equity share for the financial year ended March 31, 2022.
3. To consider and appoint a Director in place of Dr. Niddodi Subrao Rajan (DIN: 07339365), who retires by rotation and being eligible, offers himself for re-appointment.

By Order of the Board of Directors of
Dalmia Bharat Limited

sd/-

Dr. Sanjeev Gemawat
Group General Counsel &
Company Secretary
Membership No. FCS 3669

Place: New Delhi
Date: May 09, 2022

S. No.	Particulars	Details
6	Registrar and Share Transfer Agent	KFin Technologies Limited Unit: Dalmia Bharat Limited Mr. Bhaskar Roy. E-mail: einward.ris@kfintech.com ; evoting@kfintech.com Contact No.: 040 - 6716 2222/1800 309 4001
7	Cut-off/record date for e-voting/payment of dividend	Saturday, June 25, 2022
8	Corporate/Institutional Members to send scanned certified true copy (PDF Format) of the Board Resolution/ Authority Letter, etc. together with attested specimen signature(s) of the authorised representative(s)	rvs.pcs@gmail.com and evoting@kfintech.com on or before June 22, 2022.
9	Remote e-voting period	Commences at 9:00 AM on Monday, June 27, 2022 and ends at 5:00 PM on Thursday, June 30, 2022
10	Period for speaker registration and expressing views and sending queries, if any	Commences at 9:00 AM on Monday, June 27, 2022 and ends at 5:00 PM on Wednesday, June 29, 2022
11	Last date for publishing results of the e-voting and results availability	Sunday, July 03, 2022 and the result will be available at below website(s) besides at website(s) of Stock Exchanges www.kfintech.com www.dalmiabharat.com

NOTES:

1. In view of the prevailing locked down situation across the Country due to outbreak of the COVID-19 pandemic and restrictions on the movements apart from social distancing, MCA (Ministry of Corporate Affairs) vide Circular Nos.14/2020, 17/2020, 20/2020,02/2021 and 02/2022 dated April 8, 2020, April 13, 2020, May 5, 2020, January 13, 2021 and May 5, 2022 respectively, (“MCA Circulars”) and Securities and Exchange Board of India vide its Circular Nos. SEBI/HO/CFD/CMD1/ CIR/P/2020/79, SEBI/HO/CFD/CMD2/CIR/P/2021/11 and SEBI/HO/CFD/ CMD2/CIR/P/2022/62 dated May 12, 2020, January 15, 2021 and May 13, 2022 respectively, (“SEBI Circular”), permitted convening the Annual General Meeting (“AGM” / “Meeting”) through Video Conferencing (“VC”) or Other Audio Visual Means (“OAVM”), without the physical presence of the members at a common venue.
2. In accordance with the MCA and SEBI Circulars, provisions of the Companies Act, 2013 (‘the Act’) and the Securities and Exchange Board of India (Listing Obligations and Disclosure

KEY INFORMATION

S. No.	Particulars	Details
1	Link for attending live webcast of the Annual General Meeting (“AGM”) through Video Conferencing (“VC”)	https://emeetings.kfintech.com
2	Link for e-voting [remote/at the AGM]	https://evoting.kfintech.com
3	Link for Members to temporarily update e-mail address	https://ris.kfintech.com/clientservices/mobilereg/mobileemailreg.aspx
4	Username and password for VC and e-voting	Please use the remote e-voting credentials
5	Helpline number for VC and e-voting	KFin Technologies Limited - 1800 309 4001 / evoting@kfintech.com

- Requirements) Regulations, 2015 ("Listing Regulations"), the AGM of the Company is being held through VC / OAVM. The deemed venue for the AGM shall be the Registered Office of the Company. The detailed procedure for participation in the meeting through VC/OAVM is annexed hereto.
3. In compliance with applicable provisions of the Companies Act, 2013 read with aforesaid MCA circulars, the AGM of the Company is being conducted through VC, herein after called as "e-AGM".
 4. The Company has appointed KFin Technologies Limited, Registrars and Transfer Agents ("RTA"), to provide VC facility for the e-AGM and the attendant enablers for conducting the e-AGM.
 5. Pursuant to the MCA Circulars:
 - a. Members can attend the e-AGM through log in credentials provided to them to connect to VC. Physical attendance of the Members at the e-AGM is not required.
 - b. Appointment of proxy (ies) to attend and cast vote on behalf of the Member(s) is not available.
 - c. Body Corporates are entitled to appoint authorised representatives to attend the e-AGM through VC/OAVM and participate thereat and cast their votes through e-voting.
 6. The Members can join the e-AGM 15 minutes before the scheduled time of the commencement of the e-AGM by following the procedure mentioned in the Notice.
 7. Up to 1000 Members will be able to join on a First In First Out ("FIFO") basis the e-AGM of the Company.
 8. There is no restriction on account of FIFO entry into e-AGM for the large shareholders (i.e., shareholders holding 2% or more shareholding), Promoters, Institutional Investors, Directors, Key Managerial Personnel, the Chairpersons of the Audit Committee, Nomination and Remuneration Committee and Stakeholders Relationship Committee and Auditors etc.
 9. The attendance of the Members attending the e-AGM through log in will be counted for the purpose of reckoning the quorum under Section 103 of the Companies Act, 2013.
 10. **Remote e-Voting:** Pursuant to the provisions of Section 108 of the Companies Act, 2013 read with Rule 20 of the Companies (Management and Administration) Rules, 2014 (as amended), Regulation 44 of SEBI (Listing Obligations & Disclosure Requirements) Regulations 2015 ("SEBI Listing Regulations") and the MCA Circulars, the Company is providing facility of remote e-voting to its Members through e-Voting agency namely "KFin Technologies Limited".
 11. **Voting at the e-AGM:** Members who could not vote through remote e-voting may do the e-voting at the e-AGM.
 12. In line with the MCA Circulars, the notice calling the AGM has been uploaded on the website of the Company at www.dalmiabharat.com. The Notice can also be accessed from the websites of the Stock Exchanges, i.e., BSE Limited and National Stock Exchange of India Limited at www.bseindia.com and www.nseindia.com respectively and is also available on the website of e-voting agency at <https://evoting.kfintech.com>
 13. Explanatory Statement pursuant to Section 102 of the Companies Act, 2013 is not required to be enclosed since there is no special business.
 14. All documents referred to in the Notice and the Explanatory Statement and the Register of Directors and Key Managerial Personnel and their shareholding, the Certificate from Auditors of the Company certifying that the ESOP Schemes of the Company are being implemented in accordance with the Securities and Exchange Board of India (Share Based Employee Benefits) Regulations, 2014 and the Register of Contracts or Arrangements in which the Directors are interested, maintained under the Companies Act, 2013 shall be available for inspection electronically during the e-AGM. Members seeking to inspect such documents can send an email to the Company Secretary.
 15. The voting rights of Members shall be in proportion to their shares of the paid up equity share capital of the Company as on the cut-off date of Saturday, June 25, 2022.
 16. The Board of Directors has appointed Mr. R. Venkatasubramanian, Practicing Company Secretary, as the Scrutiniser to scrutinise the e-voting process in a fair and transparent manner.
 17. The Scrutiniser shall, immediately after the conclusion of voting at the e-AGM, will first count the votes cast at the meeting and thereafter unblock the votes cast through remote e-voting and make a consolidated Scrutiniser's Report of the total votes cast in favour or against, if any, and send the same to the Chairperson or a person authorised by him in writing who shall countersign the same.
 18. The results shall be declared forthwith by the Chairperson or a person authorised in this regard. The Resolutions will be deemed to be passed on the AGM date subject to the requisite number of votes in favour of the Resolution(s).
 19. The Results declared alongwith the Scrutiniser's Report shall be placed on the Company's website www.dalmiabharat.com and on the website of KFin Technologies Limited, www.kfintech.com within 48 hours from the declaration of results of voting and shall also be communicated to the Stock Exchanges where the Company's shares are listed as also displayed in the Notice Board at the Registered Office of the Company.
 20. SEBI has mandated the submission of PAN, KYC details and nomination by holders of physical securities by March 31, 2023, and linking PAN with Aadhaar by March 31, 2022 vide its circular dated November 3, 2021 and December 15, 2021. Shareholders are requested to submit their PAN, KYC and nomination details to the Company's registrars KFin Technologies Limited at einward.ris@kfintech.com. The forms for updating the same are available at <https://www.dalmiacement.com/investor/dalmia-bharat-limited/#!next>.
Members holding shares in electronic form are, therefore, requested to submit their PAN to their depository participant(s).
In case a holder of physical securities fails to furnish these details or link their PAN with Aadhaar before the due date, our registrars are obligated to freeze such folios. The securities in the frozen folios shall be eligible to receive payments (including dividend) and lodge grievances only after furnishing the complete documents. If the securities continue to remain frozen as on December 31, 2025, the registrar / the Company shall refer such securities to the administering authority under the Benami Transactions (Prohibitions) Act, 1988, and / or the Prevention of Money Laundering Act, 2002.
 21. Members who wish to claim dividends, which remain unclaimed, are requested to either correspond with the

Company Secretary or the Company's RTA for revalidation and encash them before the due date. In terms of Section 124(6) of the Companies Act, 2013 read with Rule 6 of the Investor Education and Protection Fund Authority (Accounting, Audit, Transfer and Refund) Rules, 2016, (as amended from time to time) shares on which dividend has not been paid or claimed by a Member for a period of seven consecutive years or more shall be credited to the Demat Account of Investor Education and Protection Fund Authority (IEPFA) within a period of thirty days of such shares becoming due to be so transferred. Upon transfer of such shares, all the benefits accruing on such shares e.g., bonus shares, split, consolidation, fraction shares etc. except rights issue shall also be credited to such Demat Account and the voting rights on such shares shall remain frozen till the rightful owner claims the shares. Therefore, it is in the interest of deposit-holders/debenture-holders/Members to claim the unclaimed / un-encashed amount of dividend, matured deposits, matured debentures or interest thereon with in scheduled time.

22. Any person whose shares, unclaimed/un-encashed dividend, matured deposits, matured debentures, or interest thereon, have been transferred to the IEPFA, can claim back the same from IEPFA by submitting an online application in the prescribed Form IEPF-5 available on the website www.iepf.gov.in and sending a physical copy of the same duly signed to the Company along with the requisite documents enumerated in Form IEPF-5.
23. Since the AGM will be held through VC / OAVM, the Route Map is not annexed in this Notice.
24. The Board of Directors of the company had declared an interim dividend of ₹ 4/- each per equity share of ₹ 2/- each on October 27, 2021. The same was paid on November 17, 2021. The final dividend of ₹ 5/- each for the year ended March 31, 2022, as recommended by the Board, if declared at the AGM, will be payable to those persons whose names appear in the Register of Members of the company as at the close of business hours on June 25, 2022. Dividend will be paid within 30 days from the date of AGM.
25. Pursuant to Finance Act 2020, dividend income will be taxable in the hands of members w.e.f. April 1, 2020 and the Company is required to deduct tax at source from dividend paid to members at the prescribed rates. For the prescribed rates for various categories, the members are requested to refer to the Finance Act, 2020 and amendments thereof. The members are requested to update their PAN with the Company/ KFin Technologies Limited (in case of shares held in physical mode) and depositories (in case of shares held in demat mode).

For resident shareholders, taxes shall be deducted at source under Section 194 of the IT Act as follows:

Shareholders having valid PAN	10% or as notified by the Government of India
Shareholders not having PAN / valid PAN	20% or as notified by the Government of India

However, no tax shall be deducted on the dividend payable to a resident individual if the total dividend to be received by them during the financial year 2021-22 does not exceed ₹ 5,000 and also in cases where members provide Form 15G / Form 15H (applicable to individuals aged 60 years or more) subject to conditions specified in the Income Tax Act. Resident shareholders may also submit any other document as prescribed under the Income Tax Act to claim a lower / Nil withholding tax. Registered members may also submit any other document as prescribed under the Income Tax Act to claim a lower / Nil withholding tax. PAN is mandatory for members providing Form 15G / 15H or any other document as mentioned above. A Resident individual member with PAN and who is not liable to pay income tax can submit a yearly declaration in Form No. 15G/15H, to avail the benefit of non-deduction of tax at source by email to einward.ris@kfintech.com.

Non-resident shareholders [including Foreign Institutional Investors (FIIs) / Foreign Portfolio Investors(FPIs)] can avail beneficial rates under tax treaty between India and their country of tax residence, subject to providing necessary documents i.e. No Permanent Establishment and Beneficial Ownership Declaration, Tax Residency Certificate, Form 10F, any other document which may be required to avail the tax treaty benefits. For this purpose the shareholder may submit the above documents (PDF / JPG Format) by e-mail to einward.ris@kfintech.com. The aforesaid declarations and documents need to be submitted by the shareholders by Monday, June 20, 2022.

26. Instructions for Members for attending the e-AGM through VC/OAVM are as under:

PROCEDURE FOR REMOTE E-VOTING

- i. In compliance with the provisions of Section 108 of the Act, read with Rule 20 of the Companies (Management and Administration) Rules, 2014, as amended from time to time, Regulation 44 of the SEBI Listing Regulations and in terms of SEBI vide circular no. SEBI/HO/CFD/CMD/ CIR/P/2020/242 dated December 9, 2020 in relation to e-Voting Facility Provided by Listed Entities, the Members are provided with the facility to cast their vote electronically, through the e-Voting services provided by KFinTech, on all the resolutions set forth in this Notice. The instructions for e-Voting are given herein below.
- ii. However, in pursuant to SEBI circular no. SEBI/HO/CFD/CMD/ CIR/P/2020/242 dated December 9, 2020 on "e-Voting facility provided by Listed Companies", e-Voting process has been enabled to all the individual demat account holders, by way of single login credential, through their demat accounts / websites of Depositories / DPs in order to increase the efficiency of the voting process.
- iii. Individual demat account holders would be able to cast their vote without having to register again with the e-Voting service provider (ESP) thereby not only facilitating seamless authentication but also ease and convenience of participating in e-Voting process. Shareholders are advised to update their mobile number and e-mail ID with their DPs to access e-Voting facility.

- iv. The remote e-Voting period commences on 9:00 AM Monday, June 27, 2022 and ends at 5:00 PM on Thursday, June 30, 2022. During this period, Members holding shares either in physical form or in dematerialised form, as on Saturday, June 25, 2022 i.e. cut-off date, may cast their vote electronically. The voting rights of Members shall be in proportion to their shares in the paid-up equity share capital of the Company as on the cut-off date.
- v. Any person holding shares in physical form and non-individual shareholders, who acquires shares of the Company and becomes a Member of the Company after sending of the Notice and holding shares as of the cut-off date, may obtain the login ID and password by sending a request at evoting@kfintech.com. However, if he / she is already registered with KFintech for remote e-Voting then he /she can use his / her existing User ID and password for casting the vote.
- vi. In case of Individual Shareholders holding securities in demat mode and who acquires shares of the Company and becomes a Member of the Company after sending of the Notice and holding shares as of the cut-off date may follow steps mentioned below under “Login method for remote e-Voting and joining virtual meeting for Individual shareholders holding securities in demat mode.”
- vii. The details of the process and manner for remote e-Voting and e-AGM are explained herein below:
 - Step 1** :Access to Depositories e-Voting system in case of individual shareholders holding shares in demat mode.
 - Step 2** :Access to KFintech e-Voting system in case of shareholders holding shares in physical and non-individual shareholders in demat mode.
 - Step 3** :Access to join virtual meetings(e-AGM) of the Company on KFin system to participate e-AGM and vote at the AGM.

Details on Step 1 are mentioned below:

I) Login method for remote e-Voting for Individual shareholders holding securities in demat mode.

Type of shareholders	Login Method
Individual Shareholders holding securities in demat mode with NSDL	<ol style="list-style-type: none"> 1) If you are already registered for NSDL IDeAS facility, please visit the e-Services website of NSDL. Open web browser by typing the following URL: https://eservices.nsdl.com either on a Personal Computer or on a mobile. Once the home page of e-Services is launched, click on the “Beneficial Owner” icon under “Login” which is available under ‘IDeAS’ section. A new screen will open. You will have to enter your User ID and Password. After successful authentication, you will be able to see e-Voting services. Click on “Access to e-Voting” under e-Voting services and you will be able to see e-Voting page. Click on company name or e-Voting service provider name and you will be re-directed to e-Voting service provider website for casting your vote during the remote e-Voting period or joining virtual meeting & voting during the meeting. 2) If the user is not registered for IDeAS e-Services, option to register is available at https://eservices.nsdl.com. Select “Register Online for IDeAS” Portal or click at https://eservices.nsdl.com/SecureWeb/IdeasDirectReg.jsp 3) Visit the e-Voting website of NSDL. Open web browser by typing the following URL: https://www.evoting.nsdl.com/ either on a Personal Computer or on a mobile. Once the home page of e-Voting system is launched, click on the icon “Login” which is available under ‘Shareholder/Member’ section. A new screen will open. You will have to enter your User ID (i.e. your sixteen digit demat account number hold with NSDL), Password/OTP and a Verification Code as shown on the screen. After successful authentication, you will be redirected to NSDL Depository site wherein you can see e-Voting page. Click on company name or e-Voting service provider name and you will be redirected to e-Voting service provider website for casting your vote during the remote e-Voting period or joining virtual meeting & voting during the meeting.
Individual Shareholders holding securities in demat mode with CDSL	<ol style="list-style-type: none"> 1. Existing user of who have opted for Easi / Easiest, they can login through their user id and password. Option will be made available to reach e-Voting page without any further authentication. The URL for users to login to Easi / Easiest are https://web.cdslindia.com/myeasi/home/login or www.cdslindia.com and click on New System Myeasi. 2. After successful login of Easi / Easiest the user will be also able to see the E Voting Menu. The Menu will have links of e-Voting service provider i.e. NSDL, KFIN, LINK NTIME, CDSL. Click on e-Voting service provider name to cast your vote. 3. If the user is not registered for Easi/Easiest, option to register is available at https://web.cdslindia.com/myeasi/Registration/EasiRegistration 4. Alternatively, the user can directly access e-Voting page by providing demat Account Number and PAN No. from a link in www.cdslindia.com home page. The system will authenticate the user by sending OTP on registered Mobile & Email as recorded in the demat Account. After successful authentication, user will be provided links for the respective ESP where the E Voting is in progress.
Individual Shareholders (holding securities in demat mode) login through their depository participants	You can also login using the login credentials of your demat account through your Depository Participant registered with NSDL/CDSL for e-Voting facility. Once login, you will be able to see e-Voting option. Once you click on e-Voting option, you will be redirected to NSDL/CDSL Depository site after successful authentication, wherein you can see e-Voting feature. Click on company name or e-Voting service provider name and you will be redirected to e-Voting service provider website for casting your vote during the remote e-Voting period or joining virtual meeting & voting during the meeting.

Important note: Members who are unable to retrieve User ID/ Password are advised to use Forget User ID and Forget Password option available at abovementioned website.

Helpdesk for Individual Shareholders holding securities in demat mode for any technical issues related to login through Depository i.e. NSDL and CDSL.

Login type	Helpdesk details
Individual Shareholders holding securities in demat mode with NSDL	Members facing any technical issue in login can contact NSDL helpdesk by sending a request at evoting@nsdl.co.in or call at toll free no.: 1800 1020 990 and 1800 22 44 30
Individual Shareholders holding securities in demat mode with CDSL	Members facing any technical issue in login can contact CDSL helpdesk by sending a request at helpdesk.evoting@cdslindia.com or contact at 022- 23058738 or 22-23058542-43.

Details on Step 2 are mentioned below:

II) Login method for e-Voting for shareholders other than Individual's shareholders holding securities in demat mode and shareholders holding securities in physical mode.

(A) Members whose email IDs are registered with the Company/ Depository Participants (s), will receive an email from KFinTech which will include details of E-Voting Event Number (EVEN), USER ID and password. They will have to follow the following process:

- I. Launch internet browser by typing the URL: <https://evoting.kfintech.com>
- II. Enter the login credentials provided in the email and click on Login.
- III. Password change menu appears when you login for the first time with default password . You will be required to mandatorily change the default password.
- IV. The new password should comprise of minimum 8 characters with at least one upper case (A- Z), one lower case (a-z), one numeric value (0-9) and a special character (@, #, \$, etc.,).
- V. Update your contact details like mobile number, email address, etc. if prompted. You may also enter a secret question and answer of your choice to retrieve your password in case you forget it. It is strongly recommended not to share your password with any other person and take utmost care to keep it confidential.
- VI. Login again with the new credentials.
- VII. On successful login, the system will prompt you to select the "EVENT" i.e. "Dalmia Bharat Limited."
- VIII. On the voting page, enter the number of shares (which represents the number of votes) as on the Cut-off date under "FOR / AGAINST" or alternatively, you may partially enter any number in "FOR" and partially "AGAINST" but the total number in "FOR / AGAINST" taken together shall not exceed your total shareholding as mentioned above. If the member does not indicate either "FOR" or "AGAINST" it will be treated as "ABSTAIN" and the shares held will not be counted under either head.
- IX. Members holding multiple folios s may choose to vote differently for each folio / demat account.

X. You may then cast your vote by selecting an appropriate option and click on "Submit. A confirmation box will be displayed. Click "OK" to confirm or "CANCEL" to modify. Once you confirm the voting on the resolution, you will not be allowed to modify your vote thereafter. During the voting period, members can login multiple times and vote until they confirm the voting on the resolution by clicking "SUBMIT".

XI. Corporate/institutional members (i.e. other than individuals, HUF, NRI, etc.) are required to send scanned image (PDF/ JPG format) of certified true copy of relevant board resolution/authority letter, etc. together with attested specimen signature of the duly authorised signatory(ies) who is/are authorised to vote, to the Scrutiniser through email at and may also upload the same in the e-voting module in their login. The scanned image of the above documents should be in the naming format 'DBL_EVENT No'

XII. In case of any queries/grievances, you may refer the Frequently Asked Questions (FAQs) for Members at <https://evoting.kfintech.com/public/Faq.aspx> or call KFin on 1-800-309-4001 (toll free).

(B) Members whose email IDs are not registered with the Company/Depository Participants(s), and consequently the Annual Report, Notice of AGM and e-voting instructions cannot be serviced, will have to follow the following process:

- I. Members who have not registered their email address and in consequence the Annual Report, Notice of AGM and e-voting instructions cannot be serviced, may temporarily get their email address and mobile number provided with KFinTech, by accessing the link:
- II. <https://ris.kfintech.com/clientservices/mobilereg/mobileemailreg.aspx>. Select the Company name i.e. Dalmia Bharat Limited
- III. Select the Holding type from the drop down i.e. - NSDL / CDSL / Physical
- IV. Enter DPID – Client ID (in case shares are held in electronic form) / Physical Folio No. (in case shares are held in physical form) and PAN.
- V. If PAN details are not available in the system, the system will prompt to upload a self-attested copy of the PAN card for updating records.
- VI. In case shares are held in physical form and PAN is not available in the records, please enter any one of the Share Certificate No. in respect of the shares held by you.
- VII. Enter the email address and mobile number.
- VIII. System will validate DP ID – Client ID/ Physical Folio No. and PAN / Share certificate No., as the case may be, and send the OTP at the registered Mobile number as well as email address for validation.
- IX. Enter the OTPs received by SMS and email to complete the validation process. OTPs validity will be for 5 minutes only.
- X. The Notice and e-voting instructions along with the User ID and Password will be sent on the email address updated by the member.

- XI. Alternatively, members may send an email request addressed to einward.ris@kfintech.com along with scanned copy of the request letter duly signed by the first shareholder, providing the email address, mobile number, self-attested copy of PAN and Client Master copy in case shares are held in electronic form or copy of the share certificate in case shares are held in physical form, to enable KFin to register their email address and to provide them the Notice and the e-voting instructions along with the User ID and Password.
- XII. Please note that in case the shares are held in electronic form, the above facility is only for temporary registration of email address for receipt of the Notice and the e-voting instructions along with the User ID and Password. Such members will have to register their email address with their DPs permanently, so that all communications are received by them in electronic form.
- XIII. In case of queries, members are requested to write to einward.ris@kfintech.com or call at the toll free number 1-800-309-4001.

Details on Step 3 are mentioned below:

III) Instructions for all the shareholders, including Individual, other than Individual and Physical, for attending the AGM of the Company through VC/ OAVM and e-Voting during the meeting.

- i. Member will be provided with a facility to attend the AGM through VC / OAVM platform provided by KFinTech. Members may access the same at <https://emeetings.kfintech.com/> by using the e-voting login credentials provided in the email received from the Company/ KFinTech. After logging in, click on the Video Conference tab and select the EVEN of the Company. Click on the video symbol and accept the meeting etiquettes to join the meeting. Please note that the members who do not have the User ID and Password for e-Voting or have forgotten the User ID and Password may retrieve the same by following the remote e-Voting instructions mentioned above.
 - ii. Facility for joining AGM through VC/ OAVM shall open at least 15 minutes before the commencement of the Meeting.
 - iii. Members are encouraged to join the Meeting through Laptops/ Desktops with Google Chrome (preferred browser), Safari, Internet Explorer, Microsoft Edge, Mozilla Firefox 22.
 - iv. Members will be required to grant access to the webcam to enable VC / OAVM. Further, Members connecting from Mobile Devices or Tablets or through Laptop connecting via Mobile Hotspot may experience Audio/Video loss due to fluctuation in their respective network. It is therefore recommended to use Stable Wi-Fi or LAN Connection to mitigate any kind of aforesaid glitches.
 - v. The Members who have not cast their vote through remote e-voting shall be eligible to cast their vote through e-voting system available during the AGM. E-voting during the AGM is integrated with the VC / OAVM platform. The Members may click on the voting icon displayed on the screen to cast their votes.
- vi. A Member can opt for only single mode of voting i.e., through Remote e-voting or voting at the AGM. If a Member casts votes by both modes, then voting done through Remote e-voting shall prevail and vote at the AGM shall be treated as invalid.

OTHER INSTRUCTIONS

- I. **Speaker Registration:** The Members who wish to speak during the meeting may register themselves as speakers for the AGM to express their views. They can visit <https://emeetings.kfintech.com> and login through the user id and password provided in the mail received from Kfintech. On successful login, select 'Speaker Registration' which will be opened at 9:00 AM on Monday, June 27, 2022 and ends at 5:00 PM on Wednesday, June 29, 2022. Members shall be provided a 'queue number' before the meeting. The Company reserves the right to restrict the speakers at the AGM to only those Members who have registered themselves, depending on the availability of time for the AGM.
- II. **Post your Question:** The Members who wish to post their questions prior to the meeting can do the same by visiting <https://emeetings.kfintech.com>. Please login through the user id and password provided in the mail received from Kfintech. On successful login, select 'Post Your Question' option which will be opened from 9:00 AM on Monday, June 27, 2022 and ends at 5:00 PM on Wednesday, June 29, 2022.
- III. In case of any query and/or grievance, in respect of voting by electronic means, Members may refer to the Help & Frequently Asked Questions (FAQs) and E-voting user manual available at the download section of <https://evoting.kfintech.com> (KFinTech Website) or contact at evoting@kfintech.com or call Mr. N Shyam Kumar at KFinTech's toll free No. 1-800-3454-001 for any further clarifications.
- IV. In case a person has become a Member of the Company after dispatch of AGM Notice but on or before the cut-off date for E-voting, he/she may obtain the User ID and Password in the manner as mentioned below:
 - i. If the mobile number of the member is registered against Folio No./ DP ID Client ID, the member may send SMS: MYEPWD <space> E-Voting Event Number+Folio No. or DP ID Client ID to 9212993399
 1. Example for NSDL:
 2. MYEPWD <SPACE> IN12345612345678
 3. Example for CDSL:
 4. MYEPWD <SPACE> 1402345612345678
 5. Example for Physical:
 6. MYEPWD <SPACE> XXXX1234567890
 - ii. If e-mail address or mobile number of the member is registered against Folio No. / DP ID Client ID, then on the home page of <https://evoting.kfintech.com/>, the member may click "Forgot Password" and enter Folio No. or DP ID Client ID and PAN to generate a password.
 - iii. Members who may require any technical assistance or support before or during the AGM are requested to contact KFinTech at toll free number 1-800-309-4001 or write to them at evoting@kfintech.com.

ADDITIONAL INFORMATION ON DIRECTOR RECOMMENDED FOR RE-APPOINTMENT AS REQUIRED UNDER REGULATION 36 OF THE SEBI(LODR) REGULATION AND APPLICATION SECETARIAL STANDARDS

Name of the Director	Dr. Niddodi Subrao Rajan
Director Identification Number	07339365
Date of Birth	November 11, 1961
Date of Appointment	August 30, 2019 (Non-Executive and rotational). Proposed for re-appointment at the ensuing AGM
Qualification	Graduate in Economics, post-graduation in business management from XLRI, Jamshedpur, and PhD from IIT Delhi in leadership.
Experience & Expertise in specific functional area	He has varied and rich experience of over three decades in the field of HR, Business Management and leadership.
Profile of the Director	<p>Dr NS Rajan was the CEO of IDFC Foundation and the erstwhile Group CHRO & Chief Marketing Officer of IDFC Bank since May 2016. He serves as a Director on the Boards of DITMS (a joint venture of IDFC and the Government of Delhi) and IDeck (a joint venture of IDFC with the Government of Karnataka). Dr Rajan's three and half decades of work experience spans industry and consulting, in both line and staff functions.</p> <p>Prior to IDFC Bank, Dr Rajan was member of the Group Executive Council and the Group CHRO at Tata Sons, reporting to the Group Chairman. He also facilitated the areas of Board Effectiveness and Corporate Governance, for companies across the group. While at Tata Sons, Rajan served as Director on the boards of Indian Hotels (Taj group of hotels) and Tata Services.</p> <p>Dr. Rajan was the former partner and global leader, people and organisation at Ernst & Young. Rajan joined E&Y in 2001 as people and organisation (P&O) practice leader for India. He built the practice in India from scratch to a leading market position today. He was selected to become the leader of the global P&O practice with a mandate to develop and grow the footprint of its HR advisory services worldwide. His expertise spans the entire value chain of HR, and has rendered consulting services to diverse range of clients.</p> <p>Dr. Rajan is the former national president of the National HRD Network, the country's premier association of the HR fraternity and has also served as a member of 'Confederation of Indian Industry' national committees. Rajan has received accolades such "HR Professional of the Year" in 2008 by National HRD Network, "Outstanding HR Leadership by Hindustan Times HR Leadership Awards, 2012". XLRI, his alma mater, conferred on him the prestigious "Distinguished Alumni" recognition in 2015 and is now a member of the XLRI Board of Governors.</p> <p>He authored "Quote Me If You Can", a compilation of his reflections on corporate life and beyond. An avid writer, blogger, Rajan has been recognised by SHRM to be amongst the Top 10 HR social media influencers in India. He has been cited in many academic texts on HR and is a visiting faculty at premier business schools. Dr. Rajan has been researching 'Happiness at Work' for the past two decades and is currently penning a book on this subject.</p>
Terms & Conditions of re appointment along with details of remuneration sought to be paid and last drawn by him	Dr. Niddodi Subrao Rajan is Non-executive rotational Director of the Company.
Shareholding in the Company as on date	17405
Relationship with other Directors and KMPs of the Company	NIL
No. of meetings of Board attended during the year	All four board meetings held during the year
List of Companies in which outside directorship held	NIL
Chairman/Member of the Committees of Board of Directors of Indian Companies	NIL

Directors' Report

Dear Members,

Your Directors have pleasure in presenting their 9th Report along with the audited financial statements including the consolidated financial statements for the financial year ("FY") 2021-22.

The state of affairs of the Company comprising the performance of its business relating to providing management services and cement business of its subsidiaries are detailed out in the Management Discussion and Analysis Report, which forms part of the Annual Report.

Financial Highlights

(₹ in Crore)

Particulars	Standalone		Consolidated	
	2021-22	2020-21	2021-22	2020-21 *
Revenue from operations	135	148	11,286	10,110
Profit before finance costs, depreciation and tax	235	56	2,581	2,943
Less: Finance costs	4	11	202	303
Add: Foreign currency fluctuation (net)	-	-	5	8
Profit before depreciation and tax	231	45	2,384	2,648
Less: Depreciation and amortisation	6	11	1,236	1,250
Profit before exceptional items and tax expense	225	34	1,148	1,398
Less: Exceptional items (net loss)	30	-	2	34
Profit before tax	195	34	1,146	1,364
Tax expense:				
Current tax	6	17	187	30
Deferred tax charge/ (credit)	(5)	(7)	(211)	385
Tax adjustments for earlier years	11	(1)	10	(237)
Total tax expense of continuing operations	12	9	(14)	178
Profit after tax before share of profit in associate and joint ventures	183	25	1,160	1,186
Share of profit in associate and joint ventures	-	-	5	(1)
Net profit for the year from continuing operations	183	25	1,165	1,185
Net profit/ (loss) for the year from discontinued operations	-	-	8	(2)
Profit for the year	183	25	1,173	1,183
Profit attributable to non-controlling interest	-	-	29	12
Profit attributable to owners of the Parent	183	25	1,144	1,171
Other comprehensive income	383	193	1,815	1,293
Total comprehensive income	566	218	2,988	2,476
Balance of profit for earlier years	263	238	3,526	2,170
Add: Profit for the year (attributable to owners of the Parent)	183	25	1,144	1,171
Add: Transfer from debenture redemption reserve	-	-	19	36
Add: Other comprehensive income/ (loss) arising from re-measurement of defined benefit obligations (net of tax)	(2)	1	(2)	(3)
Add: Transfer of realised gain on sale of equity instruments through other comprehensive income	-	-	460	149
Add: Transfer from reserves	-	-	-	4
Less: Transfer to Debenture Redemption Reserve	-	-	0	-
Less: Transfer to capital redemption reserve	-	1	-	1
Less: Share of deemed capital contribution transferred to non-controlling interest	-	-	9	-
Less: Dividends paid on equity shares	100	-	100	-
Balance carried forward to the Balance Sheet	344	263	5,038	3,526

* During the year, the Group has given accounting effect of Scheme of Arrangement between Company's subsidiary namely Dalmia Cement (Bharat) Limited and its then subsidiary namely Dalmia Bharat Refractories Limited ('DBRL') ('Scheme 1'), and the Scheme of Amalgamation of Dalmia Refractories Limited ('DRL') and its then subsidiary GSB Refractories India Private Limited ('GSB India') with DBRL ('Scheme 2') from their respective Appointed Date(s) i.e. April 1, 2019 and April 1, 2020, after the Schemes were approved by National Company Law Tribunal, Chennai vide its Order dated February 3, 2022. The consolidated financial statements for the year ended March 31, 2021 have been restated to give impact of the aforesaid NCLT order. Accordingly, comparative figures for previous year have been given on the basis of restated consolidated financial statements.



Overview of Operational and Financial Performance

On a standalone basis, your company recorded net revenue of ₹ 135 crore for the FY 2021-22 registering a decline of 9 % as compared to the net revenue of ₹ 148 crore in the FY 2020-21; Earnings before Finance Costs, Depreciation and Tax stood at ₹ 235 crore in FY 2021-22 as compared to ₹ 56 crore in FY 2020-21 and earned profit before tax of ₹ 195 crore during the FY 2021-22 as compared to ₹ 34 crore profit earned in the FY 2020-21.

The consolidated performance of the Company, its subsidiaries, associates and joint venture companies (collectively referred to as “the Group”) has been detailed at appropriate places in this report.

On a consolidated basis, your Company recorded net revenue of ₹ 11,286 crores for the FY 2021-22 registering a growth of 12% as compared to the net revenue of ₹ 10,110 crore in the FY 2020-21; Earnings before Finance Cost, Depreciation and Taxes stood at ₹ 2,581 crore in FY 2021-22 as compared to ₹ 2,943 crore in FY 2020-21 registering a decline of 12%; earned profit before tax of ₹ 1,146 crore during the FY 2021-22 registering a decline of 16% as compared to ₹ 1,364 crore earned in the financial year 2020-21 and earned profit after tax of ₹ 1,165 crore in FY 2021-22 as compared to ₹ 1,185 crore earned during FY 2020-21 registering a marginal decline of 2%.

Updates about the subsidiaries

(i) Murli Industries Limited

During the year, Murli Industries Limited (MIL) commenced commercial production at its cement plant in Chandrapur district, Maharashtra with 2.9 Mnt cement capacity. MIL spent for the revival, modernisation, expansion and installing green manufacturing equipment such as waste heat recovery systems, solar power, green fuel systems and robotic labs for enhanced quality monitoring.

The Composite Scheme of Arrangement and Amalgamation for (a) Demerger of Paper and Solvent Extraction Undertakings of Murli Industries Limited into Ascension Mercantile Private Limited and Ascension Multiventures Private Limited (both wholly owned subsidiaries of Dalmia Cement (Bharat) Limited), respectively, followed by (b) Amalgamation of Murli Industries Limited with Dalmia Cement (Bharat) Limited, have since been approved by the National Company Law Tribunal Chennai/Mumbai, the formal order is awaited. The appointed date for the said Scheme is closing business hours of March 31, 2020.

(ii) Amalgamation of Dalmia DSP Limited

The Scheme of Amalgamation of Dalmia DSP Limited with Dalmia Cement (Bharat) Limited, has been approved by the National Company Law Tribunal (“NCLT”), Kolkata on February 15, 2022. The matter had been heard by the NCLT, and the order is awaited. The appointed date for the said Scheme is closing business hours of March 31, 2020.

(iii) Restructuring of Refractory business in Dalmia Cement (Bharat) Limited:

The Scheme of Arrangement between Company’s subsidiary namely Dalmia Cement (Bharat) Limited (‘DCBL’) and its then subsidiary namely Dalmia Bharat Refractories Limited (‘DBRL’) (‘Scheme 1’), and the Scheme of Amalgamation of Dalmia Refractories Limited (‘DRL’) and its then subsidiary GSB Refractories India Private Limited (‘GSB India’) with DBRL (‘Scheme 2’), were approved by the National Company Law Tribunal, Chennai (NCLT), vide order(s) dated February 3, 2022.

On filing of the said order(s) with the respective Registrar of Companies, the Scheme(s) became effective on March 1, 2022 and has been given effect to from their respective Appointed Date(s) i.e. April 1, 2019 and April 1, 2020.

Pursuant to aforesaid Scheme(s) becoming effective, the refractory undertaking of DCBL stands transferred and vested to DBRL from the Appointed Date i.e. April 1, 2019. Further, DBRL and its subsidiaries namely Dalmia OCL Limited, OCL Global Limited and OCL China Limited ceased to be subsidiary of DCBL and become an associate(s) of DCBL with effect from April 1, 2020.

(iv) Capacity Enhancement(s)

During the year under review, Dalmia Cement (Bharat) Limited (‘DCBL’), wholly owned subsidiary of the Company, added 5.15 Mnt of Grinding Capacity (2.25 Mnt at Dalmia DSP Unit- II, near Cuttack, Odisha and 2.9 Mnt at Murli Plant in Maharashtra) which led to increase in its capacity from 30.75 Mnt in financial year 2021 to 35.9 Mnt in financial year 2022.

During the year, DCBL has also doubled its renewable energy capacity from 32 MW in financial year 2021 to 63 MW in financial year 2022. This included 9.4 MW of Waste Heat Recovery System (WHRS) at Kadapa; 17.5 MW of Solar Power at Kapilas cement works and 4.6 MW of Solar Power at Bengal plant.

In addition to the above, DCBL has added 32 MW of Thermal Power through acquisition of Murli Industries Limited.

Dalmia Bharat Green Vision Limited, a wholly owned subsidiary of the Dalmia Cement (Bharat) Limited, was incorporated to set up three green field cement projects in Tuticorin, South Chennai and North Bihar to add 5.5 MntPA cement capacity. The said capacity expected to be added in FY 2024.

In a bid to exit from the non-core business areas, DCBL has completed the sales of Hippo Stores, generating cash of ₹ 155 crore. Besides, 5.2% stake in India Energy Exchange (IEX) was disposed off by the subsidiaries for ₹ 614 crore.

Management Discussion and Analysis Report

The Management Discussion and Analysis of financial performance and results of operations of the Company, as required under the SEBI (Listing Obligations and Disclosure Requirements) Regulations, 2015 (hereinafter referred to as “Listing Regulations”) is provided in a separate section and forms an integral part of this report. It inter-alia gives details of the overall industry structure, economic developments, performance and state of affairs of your Company’s business, risks and concerns and material developments during the financial year under review.

Dividend

The Board of Directors at their meeting held on May 09, 2022, has recommended payment of ₹ 5/- (@250%) per equity share of the face value of ₹ 2/- each as final dividend for the financial year ended March 31, 2022. The payment of final dividend is subject to the approval of the shareholders at the ensuing Annual General Meeting (AGM) of the Company. The recommended final dividend shall be paid to those shareholders whose names appear in the Register of Members as on the Record Date, on approval by the members at the Annual General Meeting.

During the year under review, the Board of Directors of the Company at their meeting held on October 27, 2021, declared an Interim dividend of ₹ 4.00 (@200%) per equity share of the face value of ₹ 2/- each. The interim dividend was paid to the shareholders on November 17, 2021.

The total dividend amount for the financial year 2021-22, including the proposed final dividend, amounts to ₹ 9/- (@450%) per equity share of the face value of ₹ 2 each as against the total dividend of ₹ 1.33 (@66.50%) per equity share of the face value of ₹ 2 each paid for the previous financial year 2020-21.

In view of the changes made under the Income-tax Act, 1961, by the Finance Act, 2020, dividends paid or distributed by the Company shall be taxable in the hands of the Shareholders. The Company shall, accordingly, make the payment of the final dividend after deduction of tax at source.

The dividend is recommended based on the financial and non-financial factors prevailing during the financial year under review and in terms of the Dividend Distribution Policy of the Company. The said policy is available at the website of the Company at: <https://www.dalmiacement.com/wp-content/themes/DalmiaCement/assets/pdf/dbl-industries/Dividend-Distribution-Policy.pdf>

Transfer to General Reserves

Your Directors have not proposed to transfer any amount to the General Reserve.

The changes in the subsidiaries during the financial year 2021-22 are as under:

S. No.	Name of Company	Status (subsidiary / joint venture / associate)	Added/ Ceased	Effective date
1.	Dalmia Bharat Green Vision Limited	Subsidiary Company	Added	May 22, 2021
2.	OCL Global Ltd	Subsidiary Company	Ceased	April 1, 2020*
3.	OCL China Limited	Subsidiary Company	Ceased	April 1, 2020*
4.	Dalmia OCL Limited	Subsidiary Company	Ceased	April 1, 2020*
5.	Dalmia Bharat Refractories Limited	Associate Company	Added	April 1, 2020*

* Pursuant to implementation of the scheme(s) from March 01, 2022.

The Financial Statements of the Company/its subsidiaries and the Consolidated Financial Statements of the Company including all other documents required to be attached thereto, are placed on the Company's website www.dalmiabharat.com. These documents will also be available for inspection on all working days, during business hours, at the registered office of the Company and any member desirous of obtaining a copy of the same may write to the Company Secretary.

Number of Board Meetings

During the year under review, the Board of Directors of the Company met four (4) times, i.e., on April 29, 2021, July 27, 2021, October 27, 2021 and January 27, 2022. The Board meetings are conducted in due compliance with; and following the procedures prescribed in the Companies Act, 2013 and the rules framed thereunder including secretarial standards and the Listing Regulations. Detailed information on the meetings of the Board is included in the report on Corporate Governance which forms part of the Annual Report.

Directors and Key Managerial Personnel

I. Retirement by rotation and subsequent re-appointment:

Pursuant to the provisions of Section 152(6)(c) of the Companies Act, 2013, Dr. Niddodi Subrao Rajan, Non-Executive Director of the Company is liable to retire by rotation at the ensuing Annual General Meeting ("AGM") and being eligible offers himself for

Consolidated Financial Statements

The consolidated financial statements of your Company for the Financial Year 2021-22, are prepared in compliance with applicable provisions of the Companies Act, 2013 ("the Act"), Accounting Standards and Listing Regulations. The consolidated financial statements have been prepared on the basis of audited financial statements of the Company and its Subsidiary Companies, as approved by their respective Board of Directors and forms an integral part of this Annual Report.

Subsidiaries, Associates and Joint Venture Companies

A report containing the salient features of the financial statements of the Company's subsidiaries, joint ventures and associate companies for the financial year ended March 31, 2022 in the prescribed form AOC- 1 as per the Companies Act, 2013 is set out in Annexure 1 and forms an integral part of this Annual Report.

Dalmia Cement (Bharat) Limited is the material unlisted subsidiary of the Company in terms of the Listing Regulations as amended from time to time and the Company's Policy for determining material subsidiary. The said policy may be accessed at the Company's website at <https://www.dalmiacement.com/wp-content/themes/DalmiaCement/assets/pdf/dbl-industries/Policy-on-Material-Subsidiaries.pdf>

reappointment. Appropriate resolution for his re-appointment is being placed for the approval of the shareholders of the Company at the ensuing AGM.

A brief profile of Dr. Niddodi Subrao Rajan and other related information has also been detailed in the Notice of AGM.

II. Appointment/Resignation/Cessation:

As reported earlier, Sh. Jai Hari Dalmia, Promoter and Non-Executive Director of the Company passed away on July 08, 2021. He has been the guiding light for the Dalmia Bharat Group and played a crucial leadership role for over five decades with the Group. The Board places on record its sincere appreciation for the valuable contribution of Late Sh. Jai Hari Dalmia.

In accordance with the provisions of Sections 2(51), 203 of the Companies Act, 2013 read with Companies (Appointment and Remuneration of Managerial Personnel) Rules, 2014, the following were the Key Managerial Personnel of the Company as on March 31, 2022

1. Mr. Gautam Dalmia - Managing Director
2. Mr. Puneet Yadu Dalmia, Managing Director & Chief Executive Officer
3. Mr. Dharmender Tuteja – Chief Financial Officer
4. Dr. Sanjeev Gemawat, Group General Counsel & Company Secretary

III. Declaration of Independence from Independent Directors:

Your Company has received declarations from all the Independent Directors confirming that they meet the criteria of independence as prescribed under the provisions of Companies Act, 2013 read with the Schedules and Rules issued thereunder as well as under Listing Regulations.

In the opinion of the Board, Independent Directors fulfil the conditions specified in the Companies Act, 2013 read with the Schedules and Rules issued thereunder as well as under Listing Regulations and are independent from Management.

Committees of the Board

There are five statutory Committees of the Board namely (a) Audit Committee (b) Stakeholders' Relationship Committee (c) Nomination and Remuneration Committee (d) Corporate Social Responsibility Committee and (e) Risk Management Committee.

The details with respect to the compositions, number of meetings held during the FY 2021-22 and attendance of the members, powers, terms of reference and other related matters of the Committees are given in detail in the Corporate Governance Report which forms part of the Annual Report.

Nomination and Remuneration Policy

The Nomination and Remuneration Policy of the Company lays down the constitution and role of the Nomination and Remuneration Committee. The policy has been framed with the objective –

- (a) to ensure that appointment of directors, key managerial personnel and senior managerial personnel and their removals are in compliance with the applicable provisions of the Companies Act, 2013 and the Listing Regulations;
- (b) to set out criteria for the evaluation of performance and remuneration of directors, key managerial personnel and senior managerial personnel;
- (c) to recommend to the Board, the remuneration payable to senior management;
- (d) to adopt best practices to attract and retain talent by the Company; and
- (e) to ensure diversity of the Board of the Company.

The policy specifies the manner of effective evaluation of performance of Board, its Committees and individual Directors to be carried out either by the Board, by the Nomination and Remuneration Committee or by an independent external agency and review its implementation and compliance. The Nomination and Remuneration policy of the Company can be accessed at <https://www.dalmiacement.com/wp-content/themes/DalmiaCement/assets/pdf/dbl-industries/Nomination%20and%20Remuneration%20Policy.pdf>

Annual Evaluation of Board Performance and Performance of its Committees and of Directors

Pursuant to the provisions of the Companies Act, 2013 and SEBI (Listing Obligations and Disclosure Requirements) Regulations, 2015, the Board has carried out annual evaluation of (i) its own performance; (ii) Individual Directors Performance; (iii) performance of Chairman of the Board; and (iv) Performance of all Committees of Board for the Financial Year 2021-22.

The Board's functioning was evaluated on various aspects, including inter-alia the structure of the Board, meetings of the Board, functions

of the Board, effectiveness of Board processes, information and functioning.

The Committees of the Board were assessed on inter-alia the degree of fulfilment of key responsibilities, adequacy of Committee composition and effectiveness of meetings.

The Directors were evaluated on various aspects such as attendance and contribution at Board/Committee meetings and guidance/support to the Management outside Board/Committee meetings.

The performance of Non-Independent Directors, Board as a whole and the Chairman was evaluated in a separate meeting of Independent Directors. Similar evaluation was also carried out by the Nomination and Remuneration Committee and the Board. Performance evaluation of Independent Directors was done by the entire Board, excluding the Independent Director being evaluated.

Based on the feedback of the Directors and after due deliberations and taking into account the views and counter views, the evaluation was carried out in terms of the Nomination and Remuneration Policy. The Directors expressed their satisfaction with the evaluation process.

Further, the evaluation process confirms that the Board and its Committees continue to operate effectively and the performance of the Directors is satisfactory

Directors' Responsibility Statement

Pursuant to Section 134(3)(c) of the Companies Act, 2013, your Directors, state that:

- (a) In preparation of the annual accounts for the year ended March 31, 2022, the applicable accounting standards have been followed and there are no material departures from the same;
- (b) The Directors have selected such accounting policies and applied them consistently and made judgements and estimates that are reasonable and prudent so as to give a true and fair view of the state of affairs of the Company at the end of the financial year and of the profit of the Company for that period;
- (c) The Directors have taken proper and sufficient care for the maintenance of adequate accounting records in accordance with the provisions of the Act for safeguarding the assets of the Company and for preventing and detecting frauds and other irregularities;
- (d) The Directors have prepared the annual accounts on a going concern basis;
- (e) The Directors have laid down internal financial controls to be followed by the Company and that such internal financial controls are adequate and operating effectively; and
- (f) The Directors have devised proper system to ensure compliance with the provisions of all applicable laws and that such systems are adequate and operating effectively.

Particulars of Remuneration of Directors, Key Managerial Personnel and Employees

Disclosure pertaining to remuneration and other details as required under Section 197(12) of the Companies Act, 2013 read with Rule 5(1) of the Companies (Appointment and Remuneration of Managerial Personnel) Rules, 2014 are provided in the prescribed format and is attached and marked as **Annexure – 2** and forms part of this report.

A statement showing the names of the top ten employees in terms of remuneration drawn and other employees drawing remuneration in

excess of the limits set out in Rules 5(2) and other particulars in terms of Rule 5(3) of the Companies (Appointment and Remuneration of Managerial Personnel) Rules, 2014 is attached and marked as **Annexure-2A** and forms part of this report.

None of the Directors or Managing Director or Whole Time Director and CEO of the Company, received any remuneration or commission, except sitting fees for attending meetings, from the Subsidiary Company of your Company.

Corporate Governance Report

In compliance with the provisions of Listing Regulations a separate report on the Corporate Governance for the financial year 2021-22 forms an integral part of this Annual Report. The requisite certificate from Mr. R Venkatasubramanian, Secretarial Auditor of the Company confirming compliance with the conditions of Corporate Governance and from Secretarial Auditor that none of the Directors of the Company has been debarred or disqualified from being appointed or continuing as Director of the Company by Securities and Exchange Board of India/Ministry of Corporate Affairs or any such authority is attached to the Corporate Governance Report.

Business Responsibility and Sustainability Report

The Business Responsibility and Sustainability Report (BRSR), as stipulated under Regulation 34 (2) (f) of the Listing Regulations, describing the initiatives taken by the Company from environment, social and governance perspective forms part of the Annual Report prepared as per Integrated Reporting framework.

Changes in Share Capital

During the year under review, the Company has issued 2,51,160 equity shares of ₹ 2/- each as ESOP to the eligible employees in accordance with DBL ESOP Scheme 2018. Post taking into account the said issue of shares, the Issued, Subscribed and Paid up equity share capital of the Company is ₹ 37.47 crore constituting of 18,73,68,673 equity shares of ₹ 2/- each.

Employees' Stock Option Scheme

In terms of the Scheme of arrangement and amalgamation amongst Odisha Cement Limited ("ODCL" or "Company"), Dalmia Bharat Limited ("DBL") and Dalmia Cement (Bharat) Limited ("DCBL") and their respective shareholders and creditors, the Company has adopted the DBL ESOP Scheme 2011 with a new name i.e. "DBL ESOP Scheme 2018" with the same terms and conditions. During the year under review, there has been no material change in the 'DBL ESOP Scheme 2018' of the Company and the Scheme continue to be in compliance with relevant/applicable ESOP Regulations.

Further the details required to be provided under the SEBI (Share Based Employee Benefits) Regulations, 2014 are disclosed on the website of the Company and can be accessed on the Company's website at <https://www.dalmiacement.com/wp-content/uploads/2022/05/DBL-ESOP-Disclosure-as-on-March-31-2022.pdf>

A certificate from the Secretarial Auditors of the Company certifying that the DBL ESOP Scheme 2018 has been implemented in accordance with the SEBI (Share Based Employee Benefits) Regulations, 2014 and in accordance with the Shareholder's resolution will be made available electronically for inspection by the members during the AGM.

Annual Return

As required under Section 92(3) of the Companies Act, 2013 read with the Companies (Management and Administration) Rules, 2014, the Annual Return of the Company is available on the Company's website at <https://www.dalmiacement.com/wp-content/themes/DalmiaCement/assets/pdf/DBL-Annual-Return-2021-2022.pdf>

Corporate Social Responsibility (CSR)

The Group has been following the concept of giving back and sharing with the under privileged sections of the society for more than eight decades. The Corporate Social Responsibility of the Group is based on the principal of Gandhian Trusteeship. For over eight decades, the Group has addressed the issues of health care and sanitation, education, rural development, women empowerment and other social development issues. The prime objective of our Corporate Social Responsibility policy is to hasten social, economic and environmental progress. We remain focused on generating systematic and sustainable improvement for local communities surrounding our plants and project sites.

The Board of Directors of your Company has formulated and adopted a policy on Corporate Social Responsibility. The said policy was revised during the year keeping in view the changes in related provisions. The said policy can be accessed at: <https://www.dalmiacement.com/wp-content/themes/DalmiaCement/assets/pdf/dbl-industries/Corporate-Social-Responsibility-Policy.pdf>

The Company has spent an aggregate amount of ₹ 1.33 crore towards corporate social responsibility activities during the FY 2021-22.

The annual report on corporate social responsibility activities containing composition of CSR committee and disclosure as per Rule 8 of the Companies (Corporate Social Responsibility Policy) Rules, 2014 is attached and marked as **Annexure – 3** and forms part of this report.

On consolidated basis the Group has spent ₹ 12.81 crore in FY 2021-22 towards Corporate Social Responsibility.

Related Party Transaction Policy and Transactions

Related Party Transactions entered during the year under review are on an arm's length basis and in the ordinary course of business and are in compliance with the applicable provisions of the Companies Act, 2013 and the Listing Regulations. Accordingly, the disclosure of Related Party Transactions as required under Section 134(3)(h) of the Companies Act, 2013 in form AOC-2 is not applicable.

Related Party Transactions are placed before the Audit Committee for prior approval. Prior omnibus approval of the Audit Committee is obtained for the transactions which are repetitive in nature.

There are no materially significant Related Party Transactions entered into by the Company during the year that required shareholders' approval under Regulation 23 of the Listing Regulations.

In compliance with the requirements of the Companies Act, 2013 and SEBI (Listing Obligations and Disclosure Requirements) Regulations, 2015, your Company has formulated a Policy on Related Party Transactions. The said policy was revised during the year keeping in view the amendments in the legal provisions. The said policy is available on Company's website at <https://www.dalmiacement.com/wp-content/themes/DalmiaCement/assets/pdf/dbl-industries/Policy-on-Related-Party-Transactions.pdf>

Risk Management

Your Company has a Risk Management Committee which monitors and reviews the risk management plan / process of your Company. The Company has appointed a Chief Risk Officer and has adequate risk management procedures in place. The major risks are assessed through a systemic procedure of risk identification and classification. Risks are prioritised according to significance and likelihood.

The Risk Management Committee oversees the risk management processes with respect to all probable risks that the organisation could face such as strategic, financial, liquidity, security including cyber security, regulatory, legal, reputational and other risks. The Committee ensures that there is a sound Risk Management Policy to address such risks. There are no elements of risk which in the opinion of the Board may threaten the existence of the Company. The details of the Risk Management Committee are given in the Corporate Governance Report which forms integral part of this Annual Report.

Adequacy of Internal Financial Controls

Your Company has in place adequate internal financial control systems commensurate with the size of operations. The policies and procedures adopted by your Company ensures the orderly and efficient conduct of business, safeguarding of assets, prevention and detection of frauds and errors, adequacy and completeness of the accounting records, and timely preparation of reliable financial information. The entire system is complemented by external auditing of selected functions such as Human Resource and Labour Law Compliances, SAP – IT ERP system and IT general controls.

The internal auditors of the Company conduct regular internal audits as per approved plan and the Audit Committee reviews periodically the adequacy and effectiveness of internal control systems and takes steps for corrective measures whenever required. There are established Cause-Effect-Action (CEA) systems and escalation matrices to ensure that all critical aspects are addressed well in time.

Whistle Blower Policy and Vigil Mechanism

In Compliance with the provisions of Section 177 of the Companies Act, 2013 and Regulation 22 of the Listing Regulations, the Company has in place the Whistle Blower Policy and Vigil Mechanism for Directors, employees and other stakeholders which provides a platform to them for raising their voice about any breach of code of conduct, financial irregularities, illegal or unethical practices, unethical behaviour, actual or suspected fraud. Adequate safeguards are provided against victimisation to those who use such mechanism and direct access to the Chairman of the Audit Committee in appropriate cases is provided. The policy ensures that strict confidentiality is maintained whilst dealing with concerns and also that no discrimination is made against any person. The Whistle Blower Policy and Vigil Mechanism may be accessed on the Company's website at <https://www.dalmiacement.com/wp-content/themes/DalmiaCement/assets/pdf/dbl-industries/Whistleblower-Policy-and-Vigil-Mechanism.pdf>

Disclosure under the Sexual Harassment of Women at Workplace (Prevention, Prohibition and Redressal) Act, 2013

Your Company is committed to ensuring that all are treated with dignity and respect. The Human Resource and the Legal & Secretarial department in collaboration with other functions, ensure protection against sexual harassment of women at workplace and for the prevention and redressal of complaint in this regard.

In line with the requirements of the Sexual Harassment of Women at the Workplace (Prevention, Prohibition & Redressal) Act, 2013,

an Anti-Sexual Harassment Policy has been put in place and Internal Complaints Committee (ICC) has been set up to redress complaints received regarding sexual harassment. During the financial year 2021-22, no complaint was received by ICC.

Loans, Guarantees, Security and Investments

Your Company has given loans and guarantees, provided security and made investments within the limits with the necessary approvals and in terms and accordance with the provisions of Section 186 of the Companies Act, 2013. The particulars of such loans and guarantees given, securities provided and investments made are provided in the Standalone Financial Statements at note no 36.

Energy Conservation, Technology Absorption and Foreign Exchange Transactions

The particulars of energy conservation and technology absorption are not applicable to the Company as it is not engaged in any manufacturing activity.

The disclosure of foreign exchange earnings and outgo, in terms of provisions of Section 134(3)(m) read with Rule 8 of the Companies (Accounts) Rules, 2014, is given hereunder:

Foreign Exchange earnings and outgo

	₹ crore	
Foreign Exchange	2021-2022	2020-2021
Earnings	Nil	Nil
Outgo	2.52	2.47

Auditors and Auditor's Report

A. Statutory Auditors and their report

M/s Walker Chandio & Co LLP, Chartered Accountants (Firm Registration No. 001076N/N500013) were appointed as the Statutory Auditors of the Company at the 8th Annual General Meeting held on September 29, 2021 for a period of 5 years to hold office till the conclusion of 13th Annual General Meeting of the Company to be held in the year 2026.

The Company has received written consent and certificate of eligibility in accordance with Sections 139, 141 and other applicable provisions of the Act and Rules issued thereunder, from M/s Walker Chandio & Co LLP. They have confirmed to hold a valid certificate issued by the Peer Review Board of the Institute of Chartered Accountants of India (ICAI) as required under the Listing Regulations.

There is no qualification, reservation or adverse remark in their report on Standalone Financial Statements. The notes on financial statements referred to in the Auditors' Report are self-explanatory and do not call for any comments and explanation. The Auditors have not reported any matter under Section 143 (12) of the Act during the year under review.

The Report submitted by the Statutory Auditors on the consolidated financial statements of the Company do not contain any qualification, reservation or adverse remark or disclaimer. However, the Statutory Auditors in their report on the consolidated financial statements included matters of emphasis regarding (a) Restatement done by the management of Company in accordance with the principles of Ind AS 8, Accounting Policies, Changes in Accounting Estimates and Errors on account of reclassification of its equity investments in Dalmia Bharat Sugar and Industries Limited; (b) Profit before tax from continuing operations for the financial year ended March 31, 2022 was lower by ₹ 203 Crore, in view of amortisation

of goodwill pursuant to the National Company Law Tribunal approved Scheme of Arrangement and Amalgamation; (c) in respect of dispute between one of the Company's subsidiary namely Dalmia Cement (Bharat) Limited (DCBL) and Bawri Group (BG) shareholder of a step down subsidiary. During the year, Arbitral Tribunal has passed the Award according to which DCBL has to pay ₹ 30 Crore along with interest and cost of arbitration amounting to ₹ 16 Crore to BG. The Award has further rejected DCBL's claim of refund of ₹ 59 Crore in respect of investment in optionally redeemable convertible debentures and awarded to transfer 0.01% equity in Saroj Sunrise Private Limited (a BG Group company) against it. Based on the legal opinion, DCBL has challenged the above arbitral award before the Hon'ble Delhi High Court. The Court has stayed the operation and execution of the Award qua the amounts awarded against DCBL subject to deposit of certain amounts with the Court, which deposit has been made. Management is of the view that no adjustments are required towards the interest, charges and impairment of investment in these consolidated financial Statements; (d) Release of mutual fund units to DCBL pursuant to Hon'ble Supreme Court order, upon furnishing of Bank Guarantee of ₹ 344 Crore in Trial Court; and (e) accounting of the scheme(s) from the appointed dates being April 1, 2019 and April 1, 2020, respectively as approved by the National Company Law Tribunal, though the schemes has become effective on March 1, 2022 and restatement of comparative for the previous year by the management of DCBL.

The said Emphasis of Matters have been explained and clarified in note no. 62, note no. 4(b)(ii), note no. 37(B) ; note no. 9(i)(2) and note no. 54 of the notes to accounts to the Consolidated Financial Statements of the Company for the year ended March 31, 2022, which are self-explanatory and do not call for any further comments and explanation.

With respect to the report of the Statutory Auditors on the consolidated financial statements, regarding disclosure made under the heading other matters, with respect to consolidation of management certified financial statements of a joint venture company; it may be noted that since the audit of the said joint venture company is yet to be completed, the consolidation is made based on the unaudited financial statements furnished by its management. This has no material impact on the financial statement.

B. Secretarial Auditor and their Report

Pursuant to the provisions of Section 204 of the Companies Act, 2013 read with the Companies (Appointment and Remuneration of Managerial Personnel) Rules, 2014, your Company had appointed Mr. R. Venkatasubramanian, Practicing Company Secretary, as the Secretarial Auditor the Financial Year 2021-22.

As required under Section 204 of the Companies Act, 2013 and the Listing Regulations, the Secretarial Audit Report(s) in Form MR-3 of the Company for the FY 2021-22 is attached and marked as **Annexure – 4** and form part of this report. There is no qualification, reservation or adverse remark in the said Secretarial Audit Report(s).

Additionally, as required under the Listing Regulations, the secretarial audit of Dalmia Cement (Bharat) Limited, a material subsidiary, has also been carried out. Copy of Secretarial Audit Report of Dalmia Cement (Bharat) Limited is available at Company's website at www.dalmiabharat.com.

C. Cost records and cost audit

Maintenance of cost records and requirement of cost audit as prescribed under the provisions of Section 148(1) of the Companies Act, 2013 are not applicable for the business activities carried out by the Company.

Deposits

During the year under review, the Company has not accepted any deposits from the public/member under Sections 73 and 74 of the Companies Act, 2013 read with Companies (Acceptance of Deposits) Rules, 2014.

Compliance with Secretarial Standards

The Company has complied with all the applicable Secretarial Standards (SS) issued by the Institute of Company Secretaries of India from time to time and approved by the Central Government.

Significant/Material orders passed by the Regulators

There are no significant or material orders which were passed by the Regulators or Courts or Tribunals which impact the going concern status and the Company's Operations in future.

Material changes and commitments affecting the financial position

No material changes and commitments, other than disclosed as part of this report, affecting the financial position of the Company have occurred between March 31, 2022 and the date of the report.

No application has been made under the Insolvency and Bankruptcy Code

No application has been made under the Insolvency and Bankruptcy Code; hence the requirement to disclose the details of application made or any proceeding pending under the Insolvency and Bankruptcy Code, 2016 during the year along with their status as at the end of the financial year is not applicable.

No difference in valuation

The requirement to disclose the details of difference between amount of the valuation done at the time of onetime settlement and the valuation done while taking loan from the Banks or Financial Institutions along with the reasons thereof, is not applicable.

Acknowledgement & Appreciation

Your Directors express their sincere appreciation for the assistance and co-operation received from the Government authorities, financial institutions, banks, customers, vendors and members during the year under review. Your Directors also wish to place on record their deep sense of appreciation for the committed services by the Company's executives, staff and workers.

For and on behalf of the Board of Directors

P.K. Khaitan

Chairman

Place: New Delhi

Dated: May 09, 2022

DIN-00004821

AOC-1
**Statement containing salient features of financial statements of subsidiaries and joint ventures
as per Companies Act, 2013**
**(Pursuant to first proviso to sub-section (3) of Section 129 of the Companies Act, 2013
read with Rule 5 of Companies (Accounts) Rules, 2014)**
Part - A : Subsidiaries

													(₹ in Crores)
S. No.	Name of the subsidiary company	Reporting currency	Share capital	Reserves & surplus	Total liabilities	Total assets	Investments	Turnover	Profit/(loss) before taxation	Provision for taxation	Profit/(loss) after taxation	Proposed dividend	% of shareholding
1	Dalmia Cement (Bharat) Limited	₹	314	11,029	7,337	18,680	3,207	9,760	874	209	665	-	100.00 %
2	Dalmia Power Limited	₹	1	1,510	73	1,584	1,048	-	132	1	131	-	100.00 %
3	Calcolm Cement India Limited	₹	409	(43)	980	1,346	336	1,158	167	71	96	-	76.00 %
4	Alsthom Industries Limited	₹	19	81	142	242	32	261	23	0	22	-	100.00 %
5	Dalmia DSP Limited	₹	150	(36)	574	688	-	393	73	15	58	-	100.00 %
6	Murli Industries Limited	₹	2,366	(1,862)	1,008	1,512	0	110	24	(315)	339	-	100.00 %
7	DPVL Ventures LLP (formerly known as TVS Shriram Growth Fund 1B LLP)	₹	178	0	0	178	178	-	121	14	106	-	100.00 %
8	Vinay Cement Limited	₹	19	28	18	65	50	24	39	10	29	-	97.21 %
9	RCL Cements Limited	₹	4	28	0	32	31	0	(0)	-	(0)	-	100.00 %
10	SCL Cement Limited	₹	3	(4)	2	1	-	0	(0)	-	(0)	-	100.00 %
11	Bangaru Kamakshi Amman Agro Frams Private Limited	₹	0	11	6	17	-	-	(1)	-	(1)	-	100.00 %
12	Chandrasekara Agro Farms Private Limited	₹	0	3	0	3	-	-	(0)	-	(0)	-	100.00 %
13	Cosmos Cements Limited	₹	15	20	16	50	-	-	(0)	-	(0)	-	100.00 %
14	D.I. Properties Limited	₹	1	2	1	4	-	-	(0)	-	(0)	-	100.00 %
15	Dalmia Minerals & Properties Limited	₹	1	52	1	54	48	-	(0)	-	(0)	-	100.00 %
16	Geetee Estates Limited	₹	0	7	0	7	-	-	(0)	-	(0)	-	100.00 %
17	Golden Hills Resort Private Limited	₹	1	(1)	0	0	-	-	0	-	0	-	100.00 %
18	Hemshila Properties Limited	₹	1	6	0	7	0	-	(0)	-	(0)	-	100.00 %
19	Ishita Properties Limited	₹	0	(1)	2	1	-	0	0	0	0	-	100.00 %
20	Jayevijay Agro Farms Private Limited	₹	0	4	1	5	-	-	(0)	-	(0)	-	100.00 %
21	Rajputna Properties Private Limited	₹	1	(12)	12	1	-	-	(12)	-	(12)	-	100.00 %
22	Shri Rangam Properties Limited	₹	1	9	0	11	-	-	0	0	0	-	100.00 %
23	Sri Madhusudana Mines & Properties Limited	₹	0	7	-	7	-	-	(0)	-	(0)	-	100.00 %
24	Sri Shanamugha Mines & Minerals Limited	₹	1	8	0	9	-	-	0	0	0	-	100.00 %
25	Sri Subramanya Mines & Minerals Limited	₹	0	6	0	6	-	-	(0)	-	(0)	-	100.00 %
26	Sri Swaminatha Mines & Minerals Limited	₹	0	3	0	4	-	-	(0)	-	(0)	-	100.00 %
27	Sri Trivikrama Mines & Properties Limited	₹	0	6	0	7	-	-	(0)	-	(0)	-	100.00 %
28	Sutnga Mines Private Limited	₹	2	1	0	3	2	-	0	(0)	0	-	100.00 %

(₹ in Crores)

S. No.	Name of the subsidiary company	Reporting currency	Share capital	Reserves & surplus	Total liabilities	Total assets	Investments	Turnover	Profit/(loss) before taxation	Provision for taxation	Profit/(loss) after taxation	Proposed dividend	% of shareholding
29	Hopco Industries Limited	INR	0	(0)	0	0	0	-	(0)	-	(0)	-	100.00%
30	Ascension Mercantile Private Limited	INR	0	(0)	0	0	-	-	(0)	-	(0)	-	100.00%
31	Ascension Multiventures Private Limited	INR	0	(0)	0	0	-	-	(0)	-	(0)	-	100.00%
32	Dalmia Bharat Green Vision Limited (w.e.f. May 22, 2021)	INR	100	(3)	110	207	-	-	(3)	-	(3)	-	100.00%

Names of subsidiaries which are yet to commence operation : Nil

Names of subsidiaries which were liquidated or sold during the year - Refer sub note (a) below

PART - B : Associate and Joint ventures

Statement pursuant to section 129 (3) of the Companies Act, 2013 related to associate companies and joint ventures

(₹ in Crores)

S. No.	Name of associate	Latest audited Balance Sheet Date	Number of shares	Amount of Investment in associate *	Network attributable to Shareholding as per latest audited Balance Sheet	Extend of holding %	Profit / (loss) for the year considered in consolidation **	Profit / (loss) for the year not considered in consolidation	Description of how there is significant influence	Reason why the associate is not consolidated
1	Dalmia Bharat Refractories Limited (consolidated) (refer note (a))	31-Mar-22	1,87,23,743	357	398	42.36%	5	18	refer note (b)	Consolidated

(₹ in Crores)

S. No.	Name of joint ventures	Latest audited Balance Sheet Date	Number of shares	Amount of Investment in joint venture #	Network attributable to Shareholding as per latest audited Balance Sheet	Extend of Holding %	Profit / (loss) for the year considered in consolidation	Profit / (loss) for the year not considered in consolidation	Description of how there is significant influence	Reason why the joint venture is not consolidated
1	Radhikapur (West) Coal Mining Private Limited	31-Mar-22	73,48,000	7	9	14.70%	0	2	N. A.	Consolidated
2	Khappa Coal Company Private Limited	31-Mar-21	18,36,500	2	2	36.73%	-	0	N. A.	Investment fully impaired

* Refer note 5A(i) of the consolidated financial statements.

** share of profit restricted to 21.36% i.e. without considering the effect of dilution of compulsory convertible debentures (refer note 56 of the consolidated financial statements).

Refer note 5 A(ii) of the consolidated financial statements.

Notes:

(a) The Scheme of Arrangement between Company's subsidiary namely Dalmia Cement (Bharat) Limited ('DCBL') and its then subsidiary namely Dalmia Bharat Refractories Limited ('DBRL') ('Scheme 1'), and the Scheme of Amalgamation of Dalmia Refractories Limited ('DRL') and its then subsidiary GSB Refractories India Private Limited ('GSB India') with DBRL ('Scheme 2'), were approved by the National Company Law Tribunal, Chennai (NCLT), vide Order dated February 3, 2022. On filing of the said order(s) with the respective Registrar of Companies, the Scheme(s) became effective on March 1, 2022 and has been given effect to from their respective Appointed Date(s) i.e. April 1, 2019 and April 1, 2020 (refer note 54 of the consolidated financial statements).

Pursuant to aforesaid Scheme(s) becoming effective, the refractory undertaking of DCBL stands transferred and vested to DBRL from the Appointed Date i.e. April 1, 2019. Further, DBRL and its subsidiaries namely Dalmia OCL Limited, OCL Global Limited and OCL China Limited ceased to be subsidiary of DCBL and become an associate(s) of DCBL with effect from April 1, 2020.

(b) There is significant influence due to percentage (%) of equity share capital.

Puneet Yadu Dalmia
Managing Director & CEO
DIN: 00022633

Dharmender Tuteja
Chief Financial Officer

Gautam Dalmia
Managing Director
DIN: 00009758

Dr. Sanjeev Gemawat
Group General Counsel &
Company Secretary
Membership No. F 3669

Place: New Delhi
Dated: May 9, 2022

Annexure 2

Details pertaining to remuneration as required under Section 197(12) of the Companies Act, 2013 read with Rule 5(1) of the Companies (Appointment and Remuneration of Managerial Personnel) Rules, 2014 for the financial year 2021-22.

1. Details of the ratio of remuneration of each Director to the median remuneration of the employees of the Company for the financial year 2021-22 and the percentage increase in remuneration of each Director, Chief Financial Officer and Company Secretary during the financial year 2021-22 are as under:

Name of the Director/KMP and Designation	Remuneration of Director/ KMP for the F.Y. 2021-22 ₹ crore	Ratio of remuneration of each Director to median remuneration of employees of the Company	% increase in the remuneration in the F.Y. 2021-22
Mr. Pradip Kumar Khaitan Chairman Non-Executive Independent	0.46	5.75	0
Mr. Yadu Hari Dalmia Non-Executive	0.03	0.37	0
Mr. Gautam Dalmia Managing Director	20.35	254.37	30
Mr. Puneet Yadu Dalmia Managing Director & CEO	23.25	290.62	12
Mr. Virendra Singh Jain Non-Executive Independent	0.28	3.5	0
Mrs. Sudha Pillai Non-Executive Independent	0.19	2.37	0
Dr. Niddodi Subrao Rajan Non-Executive	0.14	1.75	0
Dr. Sanjeev Gemawat Group General Counsel & Company Secretary	2.38	29.75	10
Mr. Dharmender Tuteja Chief Financial Officer*	-	-	-

Note:

*drew nil remuneration from the Company.

- The median remuneration of employees of the Company during the financial year 2021-22 is ₹ 8, 02,038/- (last year ₹ 10,71,982/-)
- Percentage increase in the median remuneration of employees in the financial year is (-) 25.18% (last year (-)1.65%).
- The number of permanent employees on the rolls of the Company at the end of the financial year was 44.
- Average percentile increase made in the salaries of employees other than the managerial personnel in the financial year 2021-22 is 6.30%. The remuneration to the Managing Directors have been approved by the shareholders. There is no change in the rate of sitting fees or commission to the non-executive Directors.
- It is hereby affirmed that the remuneration paid to Directors, Key Managerial Personnel and senior management personnel is as per the Nomination & Remuneration Policy of the Company.

Statement of Particulars of Employees pursuant to Rules 5(2) and 5(3) of the Companies (Appointment and Remuneration of Managerial Personnel) Rules, 2014 for the financial year 2021-22

S. No.	NAME	AGE	DESIGNATION	QUALIFICATION	EXPERIENCE (IN YEARS)	DATE OF COMMENCEMENT OF EMPLOYMENT	DATE OF LEAVING EMPLOYMENT	NAME OF THE COMPANY (LAST EMPLOYMENT)	DESIGNATION (LAST EMPLOYMENT)	Remuneration received (in ` Crore)
A. Employed throughout the year										
1	MR. PUNEET YADU DALMIA	49	MANAGING DIRECTOR & CEO	B. TECH. AND MBA	25 YEARS	31-10-2018	--	DALMIA CEMENT (BHARAT) LIMITED	MANAGING DIRECTOR	*23.25
2	MR. GAUTAM DALMIA	54	MANAGING DIRECTOR	B.SC. M.S. IN ELECTRICAL ENGINEERING, COLUMBIA UNIVERSITY	30 YEARS	31-10-2018	--	DALMIA CEMENT (BHARAT) LIMITED	MANAGING DIRECTOR	*20.35
3	MR. RAJIV BANSAL	49	SENIOR EXECUTIVE DIRECTOR	BCOM. (HONS.), COST ACCOUNTANT (ICWA), CA (ACA)	28 YEARS	05-11-2020	--	DXC TECHNOLOGY	CFO	#19.36
4	DR. SANJEEV GEMAWAT	52	EXECUTIVE DIRECTOR	B. Com.(Hons), LL.B, LL.M, FCS(UK), FCS, FCA, FCMA, DITL, (ICAI), Ph.D.	28 YEARS	01-01-2016	--	DALMIA CEMENT (BHARAT) LIMITED	EXECUTIVE DIRECTOR	2.38
5	MRS. MADHURI MEHTA	43	EXECUTIVE DIRECTOR	POST GRADUATE DIPLOMA IN MANAGEMENT - HUMAN RESOURCES	21 YEARS	29-05-2006	--	BHARTI AIRTEL LIMITED	SENIOR MANAGER - HR OPERATIONS	1.32
B. Employed for part of the Year										
1	DR. ARVIND MADHUKAR BODHANKAR	53	EXECUTIVE DIRECTOR & CHIEF RISK OFFICER	DOCTORATE IN MARKETING MANAGEMENT	32 YEARS	12-01-2022	--	ULTRATECH CEMENT LIMITED	JT. EXECUTIVE PRESIDENT & CHIEF SUSTAINABILITY OFFICER	0.88
2	MR. HARISH CHANDER SEHGAL	64	GROUP GENERAL COUNSEL	B.COM (H), LLB	41 YEARS	10-08-2009	31-08-2021	DALMIA BHARAT SUGAR & INDUSTRIES LIMITED	GROUP GENERAL COUNSEL	3.72
3	MR. AJIT MENON	57	SENIOR EXECUTIVE DIRECTOR	B.S.C, B.B.A	25 YEARS	31-08-2012	17-11-2021	DDB MUDRA PRIVATE LIMITED	EXECUTIVE DIRECTOR (ORGANIZATION DEVELOPMENT)	2.99
4	MR. AMIT GARG	54	EXECUTIVE DIRECTOR	PGDM - MARKETING AND FINANCE	28 YEARS	21-11-2016	31-10-2021	HINDUSTAN TIMES	EXECUTIVE DIRECTOR	1.60
5	MR. SAMEER NAGPAL	52	CHIEF EXECUTIVE OFFICER - REFRACTORY	BE MECHANICAL, PGDBM	32 YEARS	03-08-2015	28-02-2022	SHALIMAR PAINTS	MANAGING DIRECTOR & CEO	2.12
6	MR. ANAND KUMAR KANODIA	52	EXECUTIVE DIRECTOR	B.COM, ACA, ACS	29 YEARS	01-04-2019	28-07-2021	DALMIA CEMENT (BHARAT) LIMITED	EXECUTIVE DIRECTOR	1.43
7	MR. R K AGRAWAL	64	EXECUTIVE DIRECTOR	CA, CS(INTER), B.COM	45 YEARS	01-09-1997	31-07-2021	DALMIA INDUSTRIES LIMITED	DEPUTY GENERAL MANAGER	0.89
8	MR. SURATH KR. MUKHERJEE	53	EXECUTIVE DIRECTOR	A.C.A, A.I.C.W.A	27 YEARS	29-08-2008	31-07-2021	DALMIA BHARAT SUGAR & INDUSTRIES LIMITED	ASSISTANT EXECUTIVE DIRECTOR	0.91

*Mr. Puneet Yadu Dalmia is son of Mr. Y.H. Dalmia accordingly both Directors are related to each other.

The remuneration includes perquisite value of shares allotted under DBL ESOP scheme.

- Notes:
- None of the employees held 2% or more of the equity shares of the Company by himself or alongwith his spouse and dependent children.
 - Mr. Gautam Dalmia and Mr. Puneet Yadu Dalmia have been appointed as the Managing Director(s) of the Company for a period of five years.

Annual Report on CSR Activities
For the financial year ended March 31, 2022

1. Brief outline on CSR Policy of the Company:

The vision of our Company, Dalmia Bharat Limited ("Company") is to unleash the potential of everyone we touch. As we seek to do that, we aim at sustainable and inclusive growth, by making definitive triple bottom-line (social, economic and environmental) impact. While we have always had a strong commitment to comply with the law, we seldom hesitate to go beyond the limits laid under law and put in an extra effort to achieve the status of a responsible corporate citizen in tune with the Dalmia Group's values. Aiming at creating shared values for all stakeholders, we seek to integrate corporate social responsibility ("CSR") into our businesses processes.

In compliance with the provisions of section 135 of the Companies Act, 2013 ("Act") including Schedule VII thereof, and the Companies (Corporate Social Responsibility Policy) Rules, 2014 ("Rules"), the Company shall undertake its CSR activities, projects, programmes (either new or ongoing) in a manner compliant with the Act and the Rules ("Projects").

Our approach towards CSR is based on our Company's core values, which include fostering inclusive growth by sharing some of the wealth we create with the society at large. CSR has always been and shall always be an integral and strategic part of our business process. It is a vital constituent of our Company's commitment to sustainability. True to the spirit of our vision, we strive to utilise the potential of human and natural capital around us in a manner that facilitates social, economic and environmental progress. The main objective of this Policy is to lay down guidelines for the Company to make CSR a key business process for sustainable development of the society. The Company aims to be a good corporate citizen by subscribing to the principles of integrating its economic, environmental and social objectives, and effectively utilising its own resources towards improving the quality of life and building capacities of the local communities and society at large.

2. Composition of CSR Committee:

Sl. No.	Name of Director	Designation / Nature of Directorship	Number of meetings of CSR Committee held during the year	Number of meetings of CSR Committee attended during the year
1	Mrs Sudha Pillai	Chairperson, Independent Director	Two	Two
2	Mr. Yadu Hari Dalmia	Non-Executive Director, Member	Two	Two
3	Mr. Gautam Dalmia	Managing Director, Member	Two	Two
4	Mr. Virendra Singh Jain	Independent Director, Member	Two	Two

3. Provide the web-link where Composition of CSR committee, CSR Policy and CSR projects approved by the board are disclosed on the website of the Company.

CSR Policy <https://www.dalmiacement.com/wp-content/themes/DalmiaCement/assets/pdf/dbl-industries/Corporate-Social-Responsibility-Policy.pdf>

4. Provide the details of Impact assessment of CSR projects carried out in pursuance of sub-rule (3) of rule 8 of the Companies (Corporate Social Responsibility Policy) Rules, 2014, if applicable (attach the report). **N.A.**

5. Details of the amount available for set off in pursuance of sub-rule (3) of rule 7 of the Companies (Corporate Social

Responsibility Policy) Rules, 2014 and amount required for set off for the financial year, if any: **NIL**

6. Average net profit of the Company as per section 135(5) of the Companies Act, 2013 is ₹ 56.84 crore.

7. (a) Two percent of average net profit of the Company as per section 135(5) of the Companies Act, 2013: ₹ 1.14 crore.

(b) Surplus arising out of the CSR projects or programmes or activities of the previous financial year: **NIL**

(c) Amount required to be set off for the financial year, if any **NIL**

(d) Total CSR obligation for the financial year (7a+7b-7c). ₹ 1,14,00,000/-

8. (a) CSR amount spent or unspent for the financial year:

Total Amount Spent for the Financial Year. (in ₹)	Amount Unspent (in ₹)				
	Total Amount transferred to Unspent CSR Account as per section 135(6).		Amount transferred to any fund specified under Schedule VII as per second proviso to section 135(5).		
	Amount.	Date of transfer.	Name of the Fund	Amount.	Date of transfer.
1,33,35,972	NIL	N.A	-	-	-

(b) Details of CSR amount spent against **ongoing projects** for the financial year: **NIL**

(c) Details of CSR amount spent against **other than ongoing projects** for the financial year:

1	2	3	4	5		6	7	8	
Sl. No.	Name of the Project.	Item from the list of activities in Schedule VII to the Act.	Local area (Yes/ No).	Location of the project.		Amount spent in the current financial Year (in ₹).	Mode of Implementation Direct (Yes/ No).	Mode of Implementation - Through Implementing Agency	
				State.	District.			Name	CSR Registration number.
1	Covid-19 related activities	Item No. I & XII	No	Tamil Nadu, Andhra Pradesh, Kerala, Telangana	Tirunelveli, Ananthapur, Kadappa, Vijaya wada Kurnool, Wayanad, Trivandrum, Hyderabad	50,00,000	No	Dalmia Bharat Foundation	CSR00002821
2	Social Infrastructure	Item No. V	Yes	Delhi	Delhi	83,35,972	Yes		
TOTAL						1,33,35,972			

(d) Amount spent in Administrative Overheads NIL

(e) Amount spent on Impact Assessment, if applicable NIL

(f) Total amount spent for the Financial Year(8b+8c+8d+8e) ₹ 1,33,35,972/-

1. Excess amount for set off, if any 19,35,972

Sl. No.	Particular	Amount (in ₹)
(i)	Two percent of average net profit of the Company as section 135(5)	1,14,00,000 /-
(ii)	Total amount spent for the Financial Year	1,33,35,972 /-
(iii)	Excess amount spent for the financial year [(ii)-(i)]	19,35,972 /-
(iv)	Surplus arising out of the CSR projects or programmes or activities of the previous financial years, if any	NIL
(v)	Amount available for set off in succeeding financial years [(iii)-(iv)]	19,35,972/-

9. (a) Details of Unspent CSR amount for the preceding three financial years: **NIL**

(b) Details of CSR amount spent in the financial year for ongoing projects of the preceding financial year(s): **NIL**

10. In case of creation or acquisition of capital asset, furnish the details relating to the asset so created or acquired through CSR spent in the financial year: **NIL**

11. Specify the reason(s), if the Company has failed to spend two per cent of the average net profit as per section 135(5) of the Companies Act, 2013.- **N.A.**

Sd/-
Gautam Dalmia
(Managing Director)

Sd/-
Sudha Pillai
(Chairperson CSR Committee)

Form No MR 3
Secretarial Audit Report
For the Financial year ended 31.03.2022

(Pursuant to Section 204(1) of the Companies Act 2013, and Rule No. 9 of the Companies (Appointment and Remuneration of Managerial Personnel) Rules, 2014)

To
The Members,
Dalmia Bharat Limited

I have conducted the Secretarial Audit of the compliance of applicable statutory provisions and the adherence to good corporate practices by Dalmia Bharat Limited (herein after called the “**Company**”). Under the ongoing COVID 19 pandemic, Secretarial Audit could only be conducted in a manner that provided me a reasonable basis for evaluating the corporate conducts/statutory compliances and expressing my opinion thereon.

Based on my verification of the Company’s books, papers, minute books, forms and returns filed and other records maintained by the Company and also the information provided to me digitally by the Company, its officers, agents and authorised representatives during the conduct of Secretarial Audit, I hereby report that in my opinion, the Company has, during the audit period covering the financial year ended on 31.03.2022 complied with the statutory provisions listed here under and also that the Company has proper Board – processes and compliance-mechanism in place to the extent, in the manner and subject to the reporting made hereinafter:

I have examined the digital copies of books, papers, minute books, forms and returns filed and other records maintained by the Company for the financial year ended 31.03.2022 made available to me by email/online mode according to the provisions of:

- (i) The Companies Act, 2013 (**The Act**) and the rules made thereunder;
- (ii) The Securities Contracts (Regulation) Act, 1956 (**‘SCRA’**) and the rules made there under;
- (iii) The Depositories Act, 1996 and the Regulations and Bye-laws framed thereunder;
- (iv) Foreign Exchange Management Act, 1999 and the rules and regulations made thereunder to the extent of Foreign Direct Investment, Overseas Direct Investment and the External Commercial Borrowings;
- (v) The following Regulations and Guidelines prescribed under the Securities and Exchange Board of India Act, 1992 (**‘SEBI Act’**) :-
 - a) The Securities and Exchange Board of India (Substantial Acquisition of Shares and Takeovers) Regulations, 2011;
 - b) The Securities and Exchange Board of India (Prohibition of Insider Trading) Regulations, 2015;
 - c) The Securities and Exchange Board of India (Issue of Capital and Disclosure Requirements) Regulations, 2018;
 - d) The Securities and Exchange Board of India (Issue and Listing of Debt Securities) Regulations, 2008; (Not Applicable as the Company has not issued and listed any debt securities during the financial year under review)

- e) The Securities and Exchange Board of India (Registrars to an Issue and Share Transfer Agents) Regulations, 1993 regarding the Companies Act and dealing with client; (Not Applicable as the Company is not registered as Registrar to an issue and Share Transfer Agent during the financial year under review)
- f) The Securities and Exchange Board of India (Delisting of Equity Shares) Regulations, 2009;(Not Applicable as there was no reportable event during the period under review) and
- g) The Securities and Exchange Board of India (Buy Back of Securities) Regulations, 2018;(Not Applicable as there was no reportable event during the period under review)
- h) The Securities and Exchange Board of India (Listing Obligations and Disclosure Requirements) Regulations, 2015;
- i) Securities and Exchange Board of India (Share Based Employee Benefits) Regulations,2014;
- j) Securities and Exchange Board of India (Issue and Listing of Non- Convertible and Redeemable Preference Shares) Regulations,2013;
- (vi) And other applicable laws like Factories Act, 1948, Employees State Insurance Act, 1948, Minimum Wages Act, 1948, The Payment of Gratuity Act, 1972, Workmen Compensation Act, 1923 etc

We have also examined compliance with the applicable clauses of the following:

- (1) Secretarial Standards with regards to Meeting of Board of Directors (SS-1) and General Meetings (SS-2) issued by the Institute of Company Secretaries of India.
- (2) Listing Agreement entered into by the Company with Bombay Stock Exchange and National Stock Exchange.

During the period under review the Company has complied with the provisions of the Act, rules, regulations, guidelines, standards etc. mentioned above;

I further report that:

The Board of Directors of the Company is duly constituted with proper balance of Executive Directors, Non-Executive Directors and Independent Directors. The changes in the composition of the Board of Directors that took place during the period under review were carried out in compliance with the provisions of the Act.

I further report and certify, based on the certificate(s) provided by individual Directors, that none of the Directors on the Board of the Company have been barred or disqualified from being appointed or continuing as directors of companies by the Securities and Exchange Board of India, Ministry of Corporate Affairs or any such statutory authority.

Adequate Notice is given to all Directors to schedule the Board meetings and Committee meetings, Agenda and detailed notes on Agenda were sent at least seven days in advance and a system exists for seeking and obtaining further information and clarifications on the agenda items before the meeting and for meaningful participation at the meeting. There has been one Nomination and Remuneration Committee meeting called at a shorter notice for which the mandatory provisions as per the Act and Secretarial Standards as applicable as on date were adhered to. There have been two resolutions by circulation passed by the Board and one by Nomination and Remuneration Committee, for which also the mandatory provisions as per the Act and Secretarial Standards were adhered to. All decisions were passed with requisite majority.

I further report that there are adequate systems and processes in the Company commensurate with the size and operations of the Company to monitor and ensure compliances with applicable laws, rules, regulations and guidelines.

I further report that during the audit period the Company has managed to continue normal business activities and conduct regular Committee meetings, Board meetings and Annual General meeting

through video conferencing thereby complying with all statutory and procedural requirements, filing of ROC forms and maintenance of all relevant and required documents to the extent possible under the circumstances, in spite of the adverse business conditions caused by the ongoing COVID 19 pandemic.

I report that the following are the significant events that happened during FY 2021 - 2022.

1. Sad demise of Sri. Jai Hari Dalmia, one of the promoter Directors of the Company.
2. Issue and allotment of 2,51,160 equity shares of ₹ 2 each on exercise of stock options by the employees under Stock Option Plan of the Company.

Place: Angarai
Date: 09.05.2022

R. Venkatasubramanian
Practising Company Secretary
ACS No. 3673; CP No. 3893
UDIN:A003673D000292808

This report is to be read with my letter of even date which is annexed as Annexure–A and forms an integral part of this report.

Annexure - A

To
The Members
Dalmia Bharat Limited

My report of even date is to be read along with this letter:

1. Maintenance of secretarial records is the responsibility of the management of the Company. Our responsibility is to express an opinion on these secretarial records based on our audit.
2. I have followed the audit practices and processes as were appropriate to obtain reasonable assurance about the correctness of the contents of the secretarial records. The verification was done on test basis to ensure that correct facts are reflected in secretarial records. I believe that the processes and practices, I followed, provide a reasonable basis for my opinion.
3. I have not verified the correctness and appropriateness of financial records and book of accounts of the Company.
4. Where ever required, I have obtained the Management representation about the compliance of laws, rules and regulations and happening of events etc.
5. The compliance of the provisions of Corporate and other applicable laws, rules, regulations, standards is the responsibility of management. My examination was limited to the verification of procedures on test basis.
6. The Secretarial Audit Report is neither an assurance as to the future viability of the Company nor the efficacy or effectiveness with which the management has conducted the affairs of the Company.

Place: Angarai
Date: 09.05.2022

R. Venkatasubramanian
Practising Company Secretary
ACS No. 3673; CP No. 3893
UDIN:A003673D000292808

Corporate Governance Report

(I) Company's Philosophy on Corporate Governance

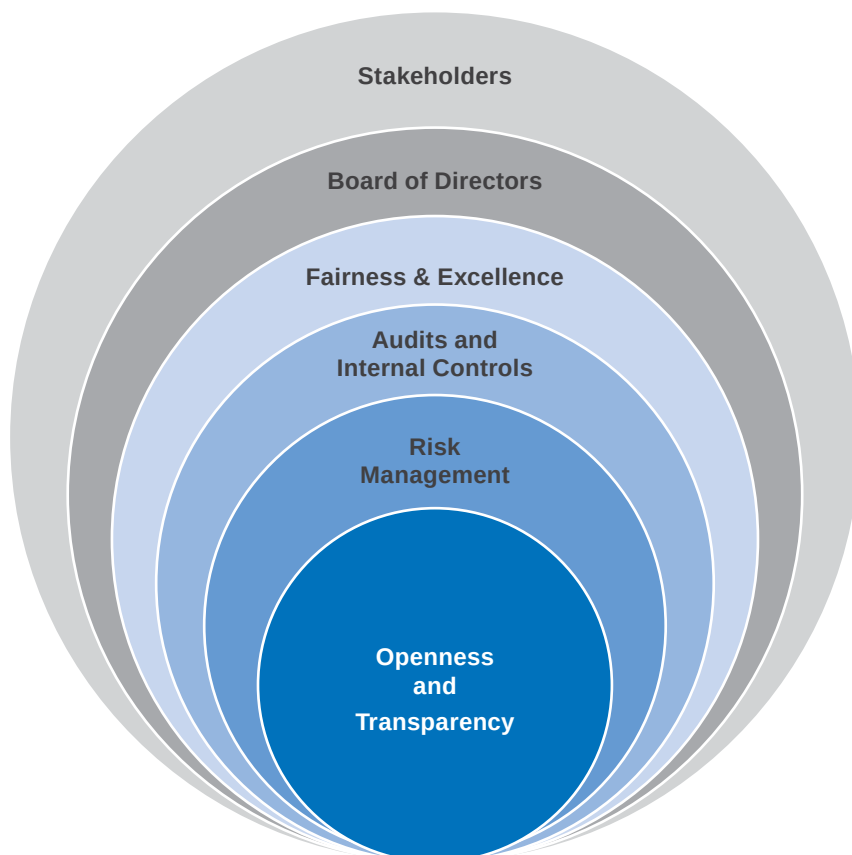
Dalmia's history and its culture have been founded on the principle that strong governance makes sound business sense. Our reputation has been built on our resolve to maintain the highest ethical and professional standards at all times, underpinned by a well-defined and effective system of governance.

Corporate governance is based on principles such as conducting the business with integrity, fairness and transparency with regard to all transactions, making all the necessary disclosures and decisions in compliance with the laws of the land, accountability and responsibility towards the stakeholders and commitment to conduct business in an ethical manner.

We have blended growth and efficiency with governance and ethics. Our Board of Directors, guided by the mission statement, formulate strategies and policies having focus on optimising value for all our stakeholders.

Dalmia Bharat Group represents modern India which has a blend of traditional Indian values such as Integrity, Trust, Respect, Humility & Commitment and an aggressive performance driven culture. We inculcate an operational work behaviour of Speed, Learning, Teamwork & Excellence to complement the performance culture.

This report along with the Management Discussion and Analysis report complies with the Securities and Exchange Board of India (Listing Obligations and Disclosure Requirements) Regulations, 2015 ("Listing Regulations").

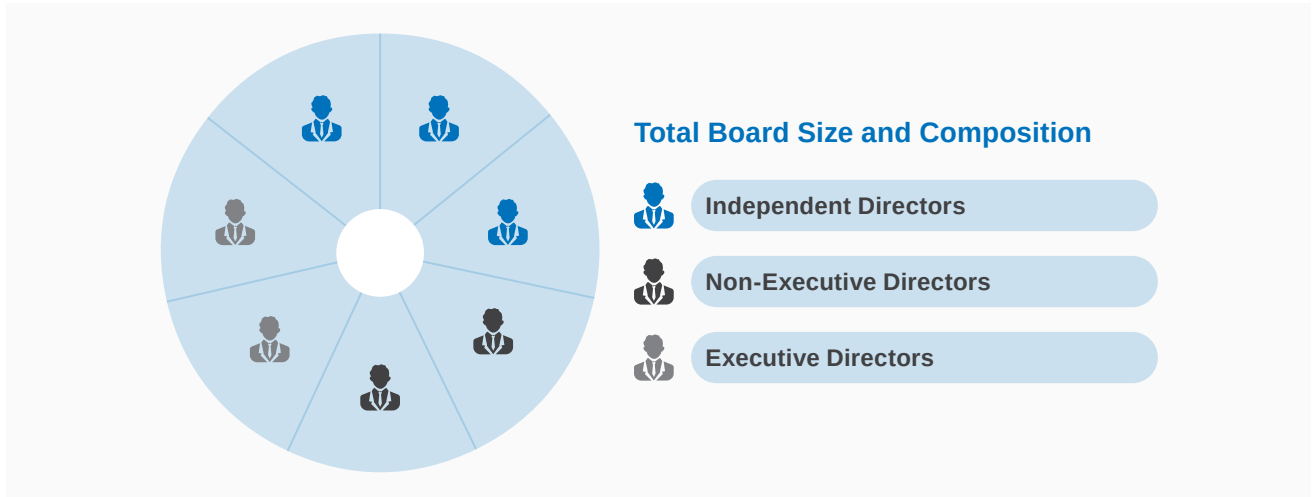


(II) Board of Directors

(a) Size and Composition of the Board

Our Board composition comprises of experts in various domains such as corporate governance, industries, legal and compliances, finance and accounts. Our Board has an appropriate mix of Executive, Non-Executive and Independent Director(s) to maintain its independence, and separate its

functions of governance and management. As on March 31, 2022 our Board comprised of Seven Directors out of which five are Non- Executive Directors out of which three are Independent Directors (including one Independent Woman Director) and two are Executive Directors. The Chairman of the Board is a Non-Executive Independent Director and is not related to the Managing Director or Chief Executive Officer.







All the Independent Directors have given declaration(s) that they meet the criteria of independence as prescribed in the Listing Regulations and the Companies Act, 2013. Based on the said declaration(s), the Board of Directors is of the opinion that the Independent Directors fulfil the conditions specified in the Listing Regulations and the Companies Act, 2013 and are independent of the management.

The composition of the Board and other directorships of Directors of the Company held as on March 31, 2022 are provided in below Table 1.

Table 1: The Composition of the Board and other directorships held as on March 31, 2022

Name of Director	Category of directorship in other Listed Companies	Name of the Listed Companies	No. of outside directorship(s) in Public Limited Companies (1)(3)	No. of outside Committee position(s) held (2)(3)	
				Membership	Chairpersonship
Non-Executive and Independent Director					
Mr. Pradip Kumar Khaitan (Chairman)		CESC Limited	7	5	2
		Firstsource Solutions Limited			
		Electrosteel Castings Limited			
		Graphite India Limited			
		Emami Limited			
		India Glycols Limited			
Mr. Virendra Singh Jain		Apl Apollo Tubes Limited	1	0	0
Mrs. Sudha Pillai		Jubilant Pharmova Limited	8	8	4
		Indian Energy Exchange Limited			
		Amber Enterprises India Limited			
		Jubilant Ingrevia Limited			
Non-Executive Director					
Mr. Yadu Hari Dalmia (Promoter)	--	Nil	0	0	0
Dr. Niddodi Subrao Rajan	--	Nil	0	0	0
Executive Director					

Name of Director	Category of directorship in other Listed Companies	Name of the Listed Companies	No. of outside directorship(s) in Public Limited Companies (1)(3)	No. of outside Committee position(s) held (2)(3)	
				Membership	Chairpersonship
Mr. Gautam Dalmia (Managing Director)		Dalmia Bharat Sugar and Industries Limited	5	3	0
		Indian Energy Exchange Limited			
Mr. Puneet Yadu Dalmia (Managing Director & CEO)		SRF Limited	3	0	0
		Piramal Enterprises Limited			
		Piramal Capital & Housing Finance Limited			

 Non-Executive and Independent Directors,  Non-Executive Directors,  Executive Directors

1. Excluding directorships in Private Limited Companies, Foreign Companies and Section 8 Companies under the provision of the Companies Act, 2013;
2. As required by Regulation 26 of the Listing Regulations, the disclosure includes membership / chairpersonship of the audit committee and stakeholder's relationship committee in Indian public companies (listed and unlisted);
3. None of the Directors (i) hold membership in more than ten public limited companies; (ii) is a member of more than ten committees or chairperson of more than five committees across all the public companies in which he/she is a Director; (iii) hold directorship in more than seven listed companies and serve as an independent director in more than seven listed companies; and (iv) hold position of independent director in more than three listed entities while serving as managing director or whole time director in a listed entity.

None of the Directors have been debarred or disqualified from being appointed or continuing as Director of companies by Securities and Exchange Board of India/Ministry of Corporate Affairs or any such statutory authority. A certificate in this regard by Mr. R. Venkatasubramanian, Practicing Company Secretary, the Secretarial Auditor of the Company, is attached and forms part of this report.

During the financial year 2021-22, the Board of Directors met four (4) times, i.e., on April 29, 2021, July 27, 2021, October 27, 2021 and January 27, 2022.


































As per the Companies Act, 2013 read with the Listing Regulations, the required quorum for every meeting of the Board of Directors is one third of its total strength or three Directors, whichever is higher, including at least one Independent Director. The requisite quorum was present in the said meetings.

The details of the attendance of Directors at the Board Meetings and Annual General Meeting and Shares held are provided in below Table 2.

(b) Board Meetings

During the year under review, the Board meeting(s) of the Company are held through Video Conferencing ('VC') / Other Audio Visual Means ('OAVM') as per the relaxations granted by MCA / SEBI. The Board usually meets at least once in a quarter and the Board meeting is requisitioned whenever it is required in between the quarterly meetings.

Table 2: Attendance at the Board Meetings and Annual General Meeting and number of shares held during financial year 2021-22

Name of the Director	Annual General Meeting	Number of Board Meetings held and attended				Held during tenure	Attended	% of attendance	Number of shares held in the Company
		1	2	3	4				
Mr. Pradip Kumar Khaitan			X			4	3	75%	Nil
Mr. Yadu Hari Dalmia		X				4	3	75%	Nil
Mr. Gautam Dalmia						4	4	100%	1
Mr. Puneet Yadu Dalmia						4	4	100%	Nil
Mr. Virendra Singh Jain						4	4	100%	Nil
Mrs. Sudha Pillai						4	4	100%	Nil
Dr. Niddodi Subrao Rajan						4	4	100%	17405

 - Attended X- Leave of Absence

In Compliance with the Secretarial Standards, the draft minutes of the Board and Committee meetings were circulated to the Directors for their comments within a period of 15 days from the date of respective meeting(s) and entered in the minutes books after incorporation of their comments, if any, within a period of 30 days from the date of the respective meeting(s).

(c) Meeting of Independent Directors and familiarization programmes

The Independent Directors of the Company met once during the financial year on January 25, 2022 without the presence of Non-Independent Director(s) and members of the management.

The Independent Directors, inter-alia, reviewed the performance of Non-Independent Directors and the Board as a whole, reviewed the performance of the Chairman of the Company (taking into account the views of the Executive and Non-Executive Directors), assessed the quality, quantity and timeliness of flow of information between the Company's Management and the Board that is necessary for the Board to effectively and reasonably perform their duties.

The Directors immediately upon appointment are familiarized inter-alia with the Company, nature of industry in which the Company operates, business model of the Company, Code of Conduct for the Directors, reports and policies of the Company as part of their induction programme. Every Director is also familiarized with the expectation of the Board from him, the Board level committees in which he/she is expected to serve and its tasks, the fiduciary duties that come with such appointment along with accompanying liabilities and the actions that he/she should not take while functioning as such in the Company.

The Directors are also regularly familiarized by way of periodic presentations at the Board and Committee meetings inter-alia with respect to updates on approved projects, business opportunities and proposed projects, updates on Enterprise Risk Management, demand supply scenario, benchmarking and statutory and regulatory changes. Detailed presentations on the Company's subsidiaries, associates, business segments are made. The detail of such familiarisation programme for the financial year 2021-22 is disclosed at <https://www.dalmiacement.com/wp-content/uploads/2022/05/Familiarisation-Programme->

[for-Independent-Directors-2021-22.pdf](#) in terms of the Listing Regulations.

(d) Remuneration paid to Directors and ESOPs

As on March 31, 2022 the Board of Directors comprised of Five Non-Executive Directors and two Executive Directors.

The sitting fee is paid to the Non-Executive Directors within the limits prescribed under the Companies Act, 2013 and as approved by the Board of Directors of the Company. The Directors are also entitled to commission and reimbursement of expenses incurred by them for undertaking their duties as Directors of the Company. The same is decided keeping in view the Nomination and Remuneration Policy.

The commission is paid to the Non-Executive Directors within the limits prescribed under the Companies Act, 2013 and as approved by the Shareholders at the Annual General Meeting held on December 31, 2018, i.e., not exceeding 1% of the net profits of the Company. The commission to the Non-Executive Directors varies in view inter-alia of the responsibility held as a Chairman / member of various Board Committees of the Company. The commission payable is decided by the Board of Directors of the Company as per the Nomination and Remuneration Policy.

The details of sitting fees and commission paid to the Non-Executive Directors and remuneration paid to Executive Directors during the financial year 2021-22 are provided in below Table 3.

Table 3: Remuneration details

						(₹ in Cr)
S. No	Name of Director	Sitting fees	Commission	Salary	Benefits & perquisites	Total
A Non-Executive Director(s)						
1	Mr. Pradip Kumar Khaitan	0.06	0.40	-	-	0.46
2	Mr. Yadu Hari Dalmia	0.03	-	-	-	0.03
3	Mr. Virendra Singh Jain	0.08	0.20	-	-	0.28
4	Mrs. Sudha Pillai	0.09	0.10	-	-	0.19
5	Dr. Niddodi Subrao Rajan	0.04	0.10	-	-	0.14
B Executive Director(s)						
6	Mr. Gautam Dalmia	-	-	18.10	2.25	20.35
7	Mr. Puneet Yadu Dalmia	-	-	22.67	2.58	23.25

Benefits and perquisites includes retirement benefits to the Executive Directors comprising of the Company's contribution to provident fund and superannuation fund. The payment of retirement benefits is made by the respective fund(s). In addition to the above the Company also contributes, on actuarial valuation basis, amounts to the gratuity fund towards gratuity of its employees including for the Executive Directors.

There is no other pecuniary relationship/transaction of the Non- Executive Directors vis a vis the Company except receipt of remuneration as a director.

As per the terms of the appointment of Managing Director(s), the appointment may be terminated by either party by giving three months' notice. There is no provision for severance fee in case of termination.

During the year, 2,51,160 stock options were vested and exercised by the eligible employees of the Company / subsidiary

as per DBL ESOP Scheme 2018. No stock options were vested in favour of any independent director of the Company.

(e) Code of Conduct for the Directors and Senior Management of the Company

The Company's Board has laid down a code of conduct for all the Board members and designated senior management of the Company. The Code of Conduct includes the code of conduct for Independent Directors and provides in detail the guidelines of professional conduct, role and functions and duties of Independent Directors. The Code of Conduct is available on the website of the Company at <https://www.dalmiacement.com/wp-content/themes/DalmiaCement/assets/pdf/dbl-industries/Code-of-Conduct.pdf>. All Board members and senior management personnel have affirmed compliance with the Code of Conduct. A declaration signed by the Chief Executive Officer to this effect is annexed at the end of this report.

(f) CEO/ CFO certification

The CEO and CFO certification of the financial statements for the financial year 2021-22 is annexed at the end of this report.

(g) Board Skill Matrix:

The Board of the Company comprises of eminent personalities and leaders in their respective fields. These Directors are nominated based on well-defined selection criteria. The Board and Nomination and Remuneration Committee considers, inter alia, key qualifications, skills, expertise and competencies, whilst recommending candidates for election as a Director on the Board. The criteria for appointment to the Board also includes:

- size of the Board with optimal balance of skills and experience and balance of Executive and Non-Executive Directors consistent with the requirements of law;

- professional qualifications, expertise and experience in specific area of relevance to the Company;
- desired age and diversity on the Board;
- balance of skills and expertise in view of the objectives and activities of the Company;
- personal characteristics being in line with the Company's values, such as integrity, honesty, transparency, pioneering mindset.

The Board and Nomination and Remuneration Committee ensures that the candidates identified for appointment as Directors are not disqualified for appointment under Section 164 and other applicable provisions of the Companies Act, 2013.

In the opinion of the Board and the Nomination and Remuneration Committee, the following is a list of core skills/expertise/competencies required in the context of the Company's business and which are available with the Board:

S. No	Experience , Expertise and Attribute	Description
1	Leadership Experience	Strong management and leadership experience in leading well-governed large organisation in the areas of business development, strategic planning and mergers & acquisitions and have visionary with strategic goal for the Company to identify possible road maps, inspire and motivate the strategy, approach, processes and other such key deliverables and mentor the leadership team to channelise its energy/efforts in appropriate direction and thought to be a leader and a role model in good governance and ethical conduct of business, while encouraging the organisation to maximise stakeholders value having hands on experience of leading an entity at the highest level.
2	Industry knowledge and experience	Depth knowledge in businesses in which the Company participates viz. Cement, Power, Refractory and Management Consultancy and such other areas as appropriate for betterment of Company's business.
3	Experience and Exposure in policy shaping and industry advocacy	Ability to develop professional relationship with the Policy makers and Regulators for contributing to the shaping of Government policies in the areas of Company's business.
4	Governance including legal compliance	Experience in developing and implementing good corporate governance practices, maintaining accountability of Board and its management, managing stakeholders interest and responsibility towards customers, employees, suppliers, regulatory bodies etc. to support the Company's legal compliance systems and governance policies/practices.
5	Expertise/ Experience in Finance & Accounts / Audit / Risk Management areas	Knowledge and skills in accounting and finance, business judgment, general management practices and processes, crisis response and management, industry knowledge, macro- economic perspectives, human resources, labour laws, international markets, sales and marketing, and risk management.

Given below is a list of core skills, expertise and competencies of the individual Directors:

Name of the Director(s)	Skills/Expertise/Competencies				
	Leadership Experience	Industry knowledge and experience	Experience and Exposure in policy shaping and industry advocacy	Governance including legal compliance	Expertise/ Experience in Finance & Accounts / Audit / Risk Management areas
Mr. Pradip Kumar Khaitan	√	--	√	√	√
Mr. Yadu Hari Dalmia	√	√	--	--	√
Mr. Gautam Dalmia	√	√	--	--	√
Mr. Puneet Yadu Dalmia	√	√	--	--	√
Mr. Virendra Singh Jain	√	--	--	√	√
Mrs. Sudha Pillai	√	--	√	√	√
Dr. Niddodi Subrao Rajan	√	--	--	√	√

























(III) Committees of the Board of Directors of the Company

(a) Composition of Committees, their meetings and attendance

The Board of Directors of the Company has five (5) Board level Committees as on March 31, 2022, namely Audit Committee, Nomination and Remuneration Committee, Stakeholders' Relationship Committee, Corporate Social Responsibility Committee, Risk Management Committee. The composition,

constitution and functioning of these Committees meet the requirements of the Companies Act, 2013 and the Listing Regulations. The Chairman and members of these Committees are selected by the Board based on the category of Director(s) and their expertise, knowledge and experience. The role and terms of reference of these Committees is approved by the Board of Directors of the Company. The Company Secretary acts as Secretary to these Committees. Below Table 4 shows composition of the Board and Committees:

Table 4: Composition of the Board and Committees

Name of the Director	Board	Audit Committee	Nomination & Remuneration Committee	Corporate Social Responsibility Committee	Risk Management Committee	Stakeholders Relationship Committee
Mr. Pradip Kumar Khaitan				--	--	--
Mr. Yadu Hari Dalmia		--	--		--	
Mr. Gautam Dalmia		--	--			
Mr. Puneet Yadu Dalmia		--	--	--	--	--
Mr. Virendra Singh Jain			--			
Mrs. Sudha Pillai						--
Dr. Niddodi Subrao Rajan		--		--		--
Total Number of Members	7	3	3	4	4	3















 - Chairperson  - Member

Audit Committee

The Audit Committee met five times during the financial year 2021-22 and the gap between two committee meetings did not exceed 120 days. The dates on which the committee meetings held were: April 28, 2021, July 27, 2021, August 26, 2021,

October 27, 2021 and January 27, 2022. The composition as well as terms of reference of the Audit Committee are in line with the requirements of the Companies Act, 2013 and the Listing Regulations. The attendance details of the Committee meetings are given in below Table 5:

Table 5: Audit Committee Meeting

Name of the member	Number of Audit Committee Meetings					Held during tenure	Attended	% of attendance
	1	2	3	4	5			
Mr. Virendra Singh Jain						5	5	100%
Mr. Pradip Kumar Khaitan		X				5	4	80%
Mrs. Sudha Pillai						5	5	100%

 - Attended X- Leave of Absence

The Audit Committee of the Board of Directors comprises of qualified and independent members of the Board, who have expertise, knowledge and experience in the field of accounting and financial management and have held or hold senior positions in other reputed organisations.

The role, powers and terms of reference of the Audit Committee covers all the areas prescribed under Section 177 of the Companies Act, 2013 and Regulation 18 (3) of the Listing Regulations besides other terms as referred by the Board of Directors from time to time. The role of Audit Committee broadly includes the following:

- Recommendation for appointment, remuneration and terms of appointment of Auditors of the Company and payment for any other services rendered by them, review and monitor their independence and performance, and effectiveness of audit process.

- Oversight of the Company's financial reporting process, reviewing the quarterly financial statements and the annual financial statements and auditor's report thereon before submission to the Board for approval and to ensure that the financial statements are correct, sufficient and credible.
- Approval or any subsequent modification of transactions of the Company with related parties.
- Review of the quarterly and half yearly financial results with the management and the statutory auditors.
- Scrutiny of inter-corporate loans and investments.
- Reviewing performance of statutory and internal auditors, adequacy of the internal control systems, risk management systems and internal audit function.

- Reviewing the findings of any internal investigations by the internal auditors into matters where there is suspected fraud or irregularity or a failure of internal control systems of a material nature and reporting the matter to the Board.
- Consideration of the reports of the internal auditors and discussion about their findings with the management and suggesting corrective actions wherever necessary.
- Review the functioning of the Whistle Blower mechanism.
- Approval of appointment of Chief Financial officer.

The representatives of Statutory Auditors, Internal Auditors, CFO, executives from finance and secretarial departments usually attend the committee meetings and Managing Director & CEO and other departmental heads attend the meeting whenever required. The Company Secretary of the









Company acts as the Secretary to the Audit Committee. All the recommendations of the Audit Committee during the financial year 2021-22 were accepted by the Board of Directors.

All members of the Audit Committee were present at the Annual General Meeting of the Company held on September 29, 2021.

Nomination and Remuneration Committee.

The Nomination and Remuneration Committee met three times during the financial year 2021-22 on July 27, 2021, January 25, 2022 and March 02, 2022. The composition as well as the terms of reference of the Committee are in line with the requirements of the Companies Act, 2013 and the Listing Regulations. The attendance details of the Committee meetings are given in below Table 6:

Table 6: Nomination and Remuneration Committee Meeting

Name of the member	Number of Nomination and Remuneration Committee Meeting			Held during tenure	Attended	% of attendance
	1	2	3			
Mrs. Sudha Pillai				3	3	100%
Mr. Pradip Kumar Khaitan	X			3	2	67%
Dr. Niddodi Subrao Rajan				3	3	100%

 - Attended X- Leave of Absence

The role, powers and terms of reference of the Nomination and Remuneration Committee covers all the areas prescribed under Section 178 of the Companies Act, 2013 and Regulation 19(4) of the Listing Regulations besides other terms as referred by the Board of Directors from time to time. The role of Nomination and Remuneration Committee broadly includes the following:

- Formulate criteria for determining qualifications, age, extension of term, positive attributes and independence of a Director and recommend to the Board the Nomination and Remuneration Policy.
- Devise a Board diversity policy.
- Formulate criteria for performance evaluation of Directors.
- Identify qualified persons and recommend to the Board of Directors appointment, remuneration and removal of Directors and senior management.
- Review Human Resource policies and succession planning.
- Administer, monitor and formulate detailed terms and conditions of the Employees Stock Option Scheme.

The Head of Human Resource department is invited to the Nomination and Remuneration Committee meetings as and when desired by the Committee. The Company Secretary of the Company acts as the Secretary of the Nomination and Remuneration Committee. All the recommendations of the committee during the financial year 2021-22 were accepted by the Board of Directors.

All members of the Nomination and Remuneration Committee were present at the Annual General Meeting of the Company held on September 29, 2021.

Performance evaluation criteria –

The Nomination and Remuneration Committee, as part of the Nomination and Remuneration Policy, has formulated criteria and specified the manner of effective evaluation of performance of the Board, its committees and individual directors to be carried out either by the Board, by the Committee or by an independent external agency and effective evaluation of performance of key managerial personnel and senior management; and reviews its implementation and compliance.

During the financial year 2021-22, the Directors evaluated the performance of Non-Independent Directors of the Board and post review of the performance on several criteria including attendance, participation at the meetings, qualification, experience, etc., found that their overall performance was good. The Directors appreciated the executive management for its receptiveness to the calls for strong corporate governance, internal controls and compliances.

Further, the performance evaluation of Independent Directors was done by the entire Board excluding the Directors being evaluated.

Stakeholders' Relationship Committee

The Stakeholders' Relationship Committee met once during the financial year 2021-22 on April 28, 2021. The composition of the Stakeholders' Relationship Committee as well as its terms of reference are in line with the requirements of the Companies Act, 2013 and the Listing Regulations. The attendance details of the Committee meeting are given in below Table 7:

Table 7: Stakeholders' Relationship Committee Meeting

Name of the member	Number of Stakeholders' Relationship Committee Meeting		Held during tenure	Attended	% of attendance
	1	2			
Mr. Virendra Singh Jain			1	1	100%
Mr. Yadu Hari Dalmia			1	1	100%
Mr. Gautam Dalmia			1	1	100%

- Attended **X**- Leave of Absence

The role, powers and terms of reference of the Stakeholders' Relationship Committee covers all the areas prescribed under Section 178 of the Companies Act, 2013 and Regulation 20(4) of the Listing Regulations besides other terms as referred by the Board of Directors from time to time. The role of Stakeholders' Relationship Committee broadly includes the following:

- Resolve grievances of security holders.
- Review measures taken for effective exercise of voting rights by shareholders.
- Review adherence to service standards adopted in respect of services being rendered by the Registrar and Share Transfer Agent.
- Review measures for reducing quantum of unclaimed dividends and ensuring timely receipt of dividend warrants/annual reports/statutory notices by shareholders.

All members of the Stakeholders' Relationship Committee were present at the Annual General Meeting of the Company held on September 29, 2021.

Dr. Sanjeev Gemawat, Group General Counsel and Company Secretary, is the compliance officer of the Company and responsible for ensuring compliance with the requirements of Securities Laws.

Shareholders complaints:

During the financial year 2021-22, the Company received 402 complaints from the shareholders. Details of shareholders' complaints are given in below Table 8:

Table 8- shareholders' complaints

Particulars	No of Complaints
No of shareholders' complaints outstanding as at April 1, 2021	Nil
No of shareholders' complaints received during the financial year 2021-22	402
No of shareholders' complaints resolved to the satisfaction of the shareholders during the financial year 2021-22	402
No of shareholders' complaints pending as at March 31, 2022	Nil

Corporate Social Responsibility Committee

The Corporate Social Responsibility Committee met twice during the financial year 2021-22 on April 28, 2021 and July 27, 2021. The composition of the Committee is in line with the requirements of the Companies Act, 2013. The attendance details of the Committee meetings are given in below Table 9:

Name of the member	Number of Corporate Social Responsibility Committee Meeting		Held during tenure	Attended	% of attendance
	1	2			
Mrs. Sudha Pillai			2	2	100%
Mr. Virendra Singh Jain			2	2	100%
Mr. Yadu Hari Dalmia			2	2	100%
Mr. Gautam Dalmia			2	2	100%

- Attended **X**- Leave of Absence

The role, powers and terms of reference of the Corporate Social Responsibility Committee covers all the areas prescribed under Section 135 of the Companies Act, 2013 besides other terms as referred by the Board of Directors from time to time. The role of Corporate Social Responsibility Committee broadly includes the following:

- Formulate and recommend Corporate Social Responsibility Policy to the Board.
- Recommend the amount of expenditure to be incurred on activities to be undertaken by the Companies in the areas or subject, specified on Schedule VII of the Companies Act, 2013.
- Monitor the Corporate Social Responsibility Policy from time to time.

The Board has adopted the CSR Policy as formulated and recommended by the Committee. The said policy is revised from time to time as recommended by the CSR Committee. The revised CSR Policy is available on the website of the Company at <https://www.dalmiacement.com/wp-content/themes/DalmiaCement/assets/pdf/dbl-industries/Corporate-Social-Responsibility-Policy.pdf>. The Annual Report on CSR activities for the financial year 2021-22 forms part of the Board’s Report.

Risk Management Committee

The Risk Management Committee met thrice during the financial year 2021-22 on April 28, 2021, July 27, 2021 and January 24, 2022. The composition as well as charter of the Committee are in line with the requirements of the Companies Act, 2013 and the Listing Regulations. The attendance details of the Committee meetings are given in below Table 10:

Table 10: Risk Management Committee

Name of the member	Number of Risk Management Committee Meetings held and attended			Held during tenure	Attended	% of attendance
	1	2	3			
Mr. Virendra Singh Jain				3	3	100%
Mr. Gautam Dalmia				3	3	100%
Mrs. Sudha Pillai				3	3	100%
Dr. Niddodi Subrao Rajan				3	3	100%

 - Attended

The role, powers and terms of reference of the Risk Management Committee covers all the areas prescribed under Schedule II, Part D, Para C of the SEBI Listing Regulations besides other terms as referred by the Board of Directors from time to time. The role of Risk Management Committee broadly includes the following:

- Formulate a detailed risk management policy which shall include (a) a framework for identification of internal and external risks specifically faced by the Company, in particular including financial, operational, sectoral, sustainability (particularly, ESG related risks), information, cyber security risks or any other risk as may be determined by the Committee;(b) Measures for risk mitigation including systems and processes for internal control of identified risks; and(c) Business continuity plan.
- Ensure that appropriate methodology, processes and systems are in place to monitor and evaluate risks associated with the business of the Company;
- Monitor and oversee implementation of the risk management policy, including evaluating the adequacy of risk management systems;
- Periodically review the risk management policy, at least once in two years, including by considering the changing industry dynamics and evolving complexity;
- Keep the Board of Directors informed about the nature and content of its discussions, recommendations and actions to be taken;

- Appointment, removal and terms of remuneration of the Chief Risk Officer (if any).

The Company Secretary of the Company acts as the Secretary of the Risk Management Committee.

(iv) General Body Meetings

(a) Annual General Meetings (“AGM”)

The AGMs are held at the registered office of the Company.

The Chairman/member(s) of the Audit Committee, Nomination and Remuneration Committee and Stakeholders’ Relationship Committee attend the AGMs to respond to the queries of the shareholders.

Also, the representatives of the Statutory Auditors and Secretarial Auditors attend the AGMs to respond to the queries of shareholders, if any, with respect to audit observation / matter of emphasis or otherwise.

The representatives of the Registrar and Transfer Agent checks and verifies the attendance of members and the Scrutinizer scrutinizes the voting (e-voting and physical) and provides report thereon.

The details of the last three Annual General Meetings (AGMs) are given below in Table 11.

Table 11: Details of last three AGMs

AGM	Date	Time	Location
8th AGM	September 29, 2021	11.30a.m.	Conducted online through Video Conference, deemed to be held at Dalmiapuram - 621651, Lalgudi Taluk, District Tiruchirapalli, Tamil Nadu
7th AGM	September 30, 2020	11.30a.m.	Conducted online through Video Conference, deemed to be held at Dalmiapuram - 621651, Lalgudi Taluk, District Tiruchirapalli, Tamil Nadu
6th AGM	August 30, 2019	10.30a.m.	Dalmiapuram - 621651, Lalgudi Taluk, District Tiruchirapalli, Tamil Nadu

(b) Special Resolutions

Special Resolutions passed at the 8th AGM held on September 29, 2021	<ul style="list-style-type: none"> Continuance of appointment of Mr. Yadu Hari Dalmia (DIN: 00009800), as a Non-Executive Director of the Company pursuant to Regulation 17(1A) of SEBI (LODR) Regulations, 2015. Continuance of appointment of Mr. Virendra Singh Jain (DIN: 00253196), Independent Director of the Company pursuant to Regulation 17(1A) of SEBI (LODR) Regulations, 2015. Payment of remuneration to Mr. Gautam Dalmia (DIN00009758), the Managing Director of the Company for his remaining tenure of two years viz., from October 30, 2021 to October 29, 2023. Payment of remuneration to Mr. Puneet Yadu Dalmia (DIN 00022633), the Managing Director & CEO of the Company for his remaining tenure of two years viz., from October 30, 2021 to October 29, 2023.
Special Resolution passed at the 7th AGM held on September 30, 2020	<ul style="list-style-type: none"> Continuance of appointment of Mr. Jai Hari Dalmia (DIN: 00009717) as a Non-Executive Director of the Company pursuant to Regulation 17(1A) of SEBI (LODR) Regulations, 2015.
Special Resolution passed at the 6th AGM held on August 30, 2019	<ul style="list-style-type: none"> No Special Resolution was proposed and passed at the 6th AGM

(c) Postal Ballot

No Special Resolution was passed during financial year 2021-22 through postal ballot.

As on the date of this report, no Special Resolution is proposed to be passed through Postal Ballot.

(V) Means of Communication

Quarterly results

The quarterly unaudited/audited financial results of the Company prepared in the format prescribed by the Listing Regulations are recommended by the Audit Committee and approved by the Board of Directors. The same are limited reviewed/audited by the Statutory Auditors and are submitted to the Stock Exchanges, on which the shares of the Company are listed, i.e., BSE Limited and National Stock Exchange of India Limited, within a period of 45 days of the close of every quarter and within a period of 60 days in case of annual financial results. The results are disseminated on the Stock Exchanges electronically (through NEAPS / BSE listing centre) within 30 minutes of the closure of the Board meeting.

The financial results are normally published in Financial Express, i.e., the English language national daily newspaper circulating in the whole or substantially the whole of India and in Dinamani, i.e., the daily newspaper published in the language of the region where the registered office of the Company is situated, i.e., Tamil.

The financial results are also posted on the website of the Company, i.e., www.dalmiabharat.com.

Press Release / Presentations

The Company also issues the press release on the results immediately after the Board meeting and same is also disseminated on the Stock Exchanges electronically (through NEAPS / BSE listing centre) and is also posted on the website of the Company, i.e., www.dalmiabharat.com.

The presentations to investors or to the analysts are posted on the website of the Company, i.e., www.dalmiabharat.com

Disclosures

The Company filed various disclosures with the Stock Exchanges including inter-alia, the quarterly Shareholding Pattern, Investors Complaints Report, Corporate Governance Report, Disclosures as per SEBI (Substantial Acquisition of Shares and Takeovers) Regulations, 2011, SEBI (Prohibition of Insider Trading) Regulations, 2015 etc. electronically on NEAPS and BSE Listing Centre.

(VI) General Shareholders Information

(a) Annual General Meeting

The Annual General Meeting of the Company is scheduled to be held on Friday, July 01, 2022. at 11.30 a.m. through Video Conferencing/Other Audio Visual Means (“VC/OAVM”) facility. [deemed venue: registered office at Dalmiapuram -621651, Dist. Tiruchirapalli, Tamil Nadu.]

The record date for payment of final dividend is June 25, 2022.

(b) Financial year

The financial year of the Company is from April 01, 2021 to March 31, 2022.

(c) Dividend Payment date

Your Directors have recommended a final dividend of ₹ 5.00 per equity share of face value of ₹ 2/- (@ 250%) for the financial year 2021-22 in addition to the interim dividend of ₹ 4.00 per equity share of face value of ₹ 2/- (@200%) per share declared by Board on October 27, 2021. The recommended dividend shall be paid to those shareholders whose names appear in the Register of Members as on the Record Date, on approval by the members at the Annual General Meeting. The dividend is recommended based on the financial and non-financial factors prevailing during the FY under review and in terms of the Dividend Distribution Policy of the Company which is posted on the Company’s website at <https://www.dalmiacement.com/wp-content/themes/DalmiaCement/assets/pdf/dbl-industries/Dividend-Distribution-Policy.pdf>. The dividend shall be paid within 30 days from the date of Annual General Meeting.

(d) Listing

The Equity Shares of the Company are listed on the following Stock Exchanges:

(a) BSE Limited

Phiroze Jeejeebhoy Towers,,
Dalal Street,,
Mumbai - 400001.

(b) National Stock Exchange of India Limited

Exchange Plaza, C-1, Block- G, -
Bandra Kurla Complex, Bandra (E),
Mumbai – 400051

The Company has made the payment of annual listing fees to both the Stock Exchanges.

(e) Stock codes

BSE Limited : 542216
National Stock Exchange of India Limited : DALBHARAT
ISIN (for Dematerialised Shares) : INE00R701025

(f) Market price data and performance comparison

The market price data as per quotations of BSE Limited and National Stock Exchange of India Limited, i.e., high, low and close during each month in the financial year 2021-22 is given below in Table 12.

Table 12: High, low and close market price of the shares during financial year 2021-22 at BSE and NSE

Month	(in ₹ per share)					
	BSE			NSE		
	High	Low	Close	High	Low	Close
April, 2021	1591.70	1601.50	1405.90	1,544.95	1,564.00	1,480.80
May, 2021	1523.10	1910.00	1505.25	1,779.95	1,810.25	1,750.80
June, 2021	1773.55	1944.50	1726.40	1,883.95	1,944.00	1,861.05
July, 2021	1896.90	2403.90	1878.95	2,151.00	2,169.20	2,131.10
August, 2021	2165.90	2212.95	1837.85	2,193.00	2,214.40	2,151.85
September, 2021	2227.00	2547.20	1995.00	2,085.00	2,120.00	2,048.00
October, 2021	2101.50	2164.75	1841.50	1,991.35	2,045.00	1,960.30
November, 2021	2011.90	2195.00	1803.00	1,848.80	1,911.00	1,842.50
December, 2021	1884.00	1953.75	1756.45	1,811.00	1,865.95	1,798.15
January, 2022	1859.25	2102.80	1670.10	1,789.90	1,819.95	1,757.05
February, 2022	1783.05	2012.30	1493.65	1,569.00	1,598.00	1,493.15
March, 2022	1552.70	1560.25	1279.45	1,505.55	1,507.65	1,465.00

Chart A: Share Performance versus BSE Sensex

DBL Share Price on BSE vis a vis BSE Sensex

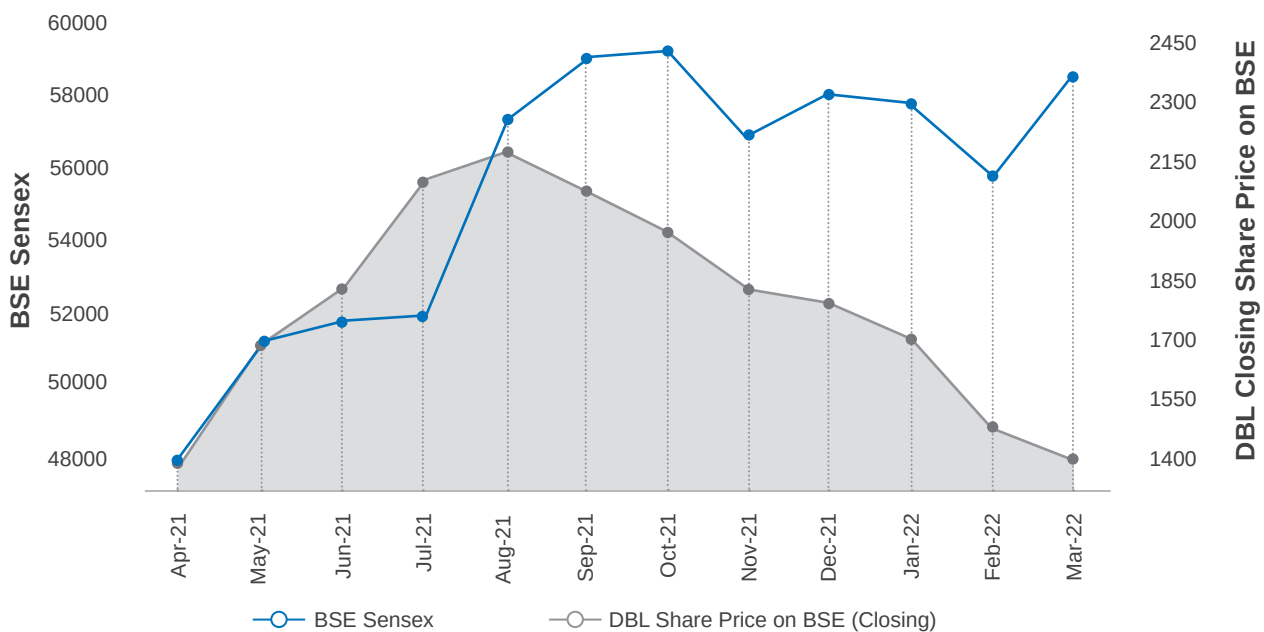
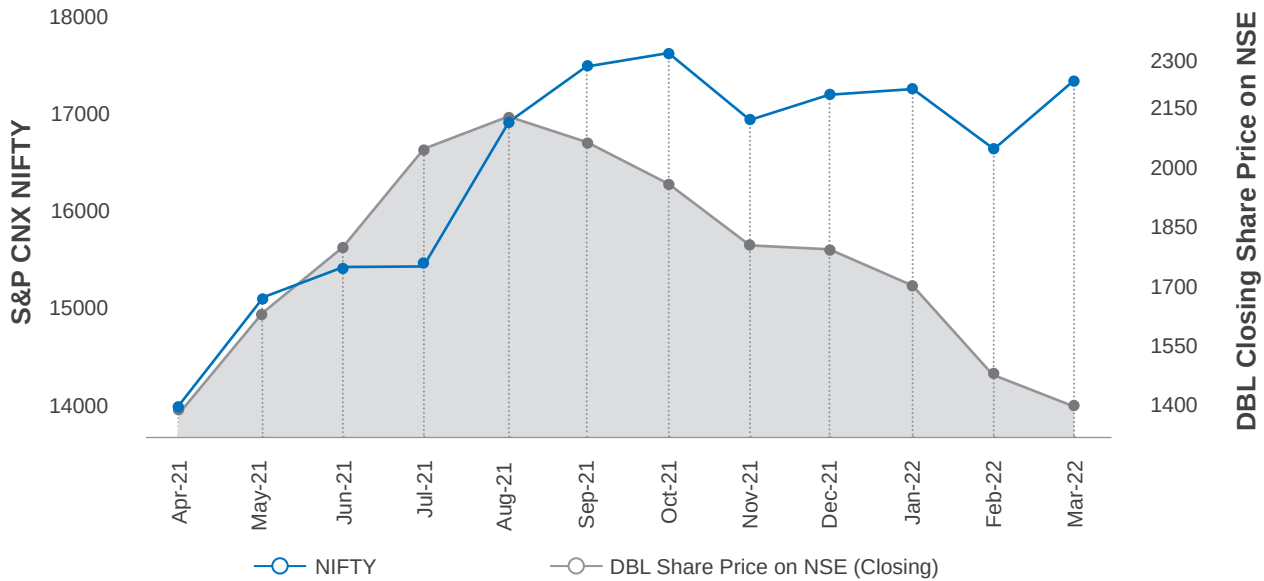


Chart B: Share Performance versus NIFTY**DBL Share Price on NSE vis a vis S&P CNX Nifty****(h) Registrar and Transfer Agent**

The Company has appointed KFin Technologies Limited (formerly known as KFin Technologies Limited) as the Registrar and Transfer Agent.

KFin Technologies Limited
Selenium Tower B, Plot 31 & 32,
Financial District, Nanakramguda,
Serilingampally Mandal,
Hyderabad - 500032, Telangana.
Toll Free No: 1- 800-309-4001
Email id: einward.ris@kfintech.com
Website: www.kfintech.com

All activities in relation to the share transfer facility are maintained by the Registrar and Share Transfer Agent. A compliance certificate to this effect is submitted by the Company with the Stock Exchanges on a half yearly basis under signatures of the Compliance Officer of the Company and the authorised representative of the Registrar and Transfer Agent.

(i) Share Transfer System and dematerialisation of shares and liquidity

The Company has provided demat facility to its shareholders with National Securities Depository Limited as well as Central Depository Services Limited.

As on March 31, 2022, 98.96% of the equity shares of the Company are in the dematerialised form. The equity shares of the Company are actively traded at BSE & NSE. The promoters and promoters group of the Company hold their entire shareholding in dematerialised form.

A summary of transfer and transmission of shares of the Company and the Reconciliation of Share Capital Audit Report by Savita Jyoti & Associates, the Practicing Company Secretary is presented to the Board at the quarterly Board meetings.

(j) Distribution of Shareholding

The list of distribution of shareholding of the equity shares of the Company by size and by ownership class as on March 31, 2022 is given below in Tables 13 and 14.

Table 13: Distribution of shareholding by size

Sl. no.	No. of Equity Shares held (Range)	No. of Shareholders	% of Shareholders	No. of Shares held	% of Shareholding
1	1 - 500	58683	90.90	3393244	1.81
2	501 - 1000	2140	3.31	1632241	0.87
3	1001 - 2000	1542	2.39	2237322	1.19
4	2001 - 3000	611	0.95	1531585	0.82
5	3001 - 4000	347	0.54	1239722	0.66
6	4001 - 5000	197	0.31	896268	0.48
7	5001 - 10000	450	0.70	3118185	1.66
8	10001 and above	586	0.91	173320106	92.50
TOTAL:		64556	100.00	187368673	100.00

Table 14 : Distribution of shareholding by ownership

Particulars	Shareholders	No. of Shares held	% of Shareholding
Promoters	1	26100	0.01
Promoters Bodies Corporate/ Trusts/HUF/Individuals	25	104705448	55.89
Central/State Governments	3	137910	0.08
Financial Institutions	0	0	0
Mutual Funds	85	10589555	5.65
Foreign Institutional Investors	235	23662488	12.63
Insurance Companies	0	0	0
Bodies Corporates	934	13308503	7.10
NRI/Foreign Nationals	2182	4957891	0.51
Individuals/Others	61091	33980778	18.13
Total	64556	187368673	100.00

(k) Outstanding GDRs/ADRs/Warrants/Options

No GDRs/ ADRs/Warrants or Convertible Instruments has been issued by the Company.

(l) Commodity price risk or foreign exchange risk and hedging activities

No hedging activity was undertaken during the year under review.

(m) Plant locations

The Group has manufacturing plants at Fourteen locations in Southern, North Eastern and Eastern regions of India as detailed below in Table 15.

Table 15: Plant Locations

Plant location	State	Plant Type
Southern Region		
Dalmiapuram	Tamil Nadu	Integrated
Ariyalur	Tamil Nadu	Integrated
Kadappa	Andhra Pradesh	Integrated
Belgaum	Karnataka	Integrated
Eastern Region		
Rajgangpur	Odisha	Integrated
Kapilas	Odisha	Grinding
Medinipur	West Bengal	Grinding
Bokaro	Jharkhand	Grinding
Banjari	Bihar	Integrated
North Eastern Region		
Meghalaya	Meghalaya	Integrated
Lanka	Assam	Grinding
Umrangshu	Assam	Integrated
Marigaon	Assam	Grinding
Western Region		
Naranda, Koropana	Maharashtra	Integrated

(n) Address for correspondence

Dalmia Bharat Limited

(1) Shares Department

Dalmiapuram – 621651

Dist. Tiruchirapalli

Tamil Nadu

Phone: 04329 - 235132

Fax: 04329 235111

(2) The Company Secretary

11th and 12th Floor

Hansalaya Building

15, Barakhamba Road

New Delhi – 110 001

Phone: 011 - 2331 0121/23/24/25

Fax: 011 - 2331 3303

Your Company has also designated corp.sec@dalmiabharat.com as an exclusive email ID for investors for the purpose of registering their complaints and the same has been displayed on Company's website also.

(VII) Disclosures

(a) Significant related party transactions

All the related party transactions have been entered into in the ordinary course of business and at arms' length basis.

There are no materially significant related party transactions that may have potential conflict with the interests of the Company.

The Company's Policy on Related Party Transactions, as revised during the year, is posted at <https://www.dalmiacement.com/wp-content/themes/DalmiaCement/assets/pdf/dbl-industries/Policy-on-Related-Party-Transactions.pdf>

(b) Policy on Material Subsidiaries

The Company's Policy on Material Subsidiaries is posted at <https://www.dalmiacement.com/wp-content/themes/DalmiaCement/assets/pdf/dbl-industries/Policy-on-Material-Subsidiaries.pdf>

As per the said policy, Dalmia Cement (Bharat) Limited is a material unlisted subsidiary. Mrs. Sudha Pillai, Non-Executive and Independent Director of the Company is also the member on the Board of Directors of Dalmia Cement (Bharat) Limited.

The Audit Committee periodically reviews the financial performance of the subsidiary companies and the annual financial statements are placed at the Audit Committee meetings and Board meetings of the Company. The minutes of meetings of the Board of Directors of the subsidiary companies are placed at the Board meeting of the Company. Statement of all significant transactions and arrangements entered into by subsidiaries is brought to the notice of the Board of Directors of the Company.

(c) Disclosure in relation to the Sexual Harassment of Women at Work place (Prevention Prohibition & Redressal) Act, 2013

The Company is committed to create a workplace free from harassment and discrimination, where co-workers are respected, and provided an appropriate environment so as to encourage good performance and conduct.

The Company has in place Policy against sexual harassment of women. During the year no complaint has been received by the Company.

(d) Whistle Blower Mechanism

The Company is committed to conduct its business in accordance with applicable laws, rules and regulations. The Company promotes ethical behaviour in its operations and has a Vigil mechanism which is overseen through the Audit Committee.

The Company has in place the Whistle Blower policy /Vigil Mechanism and same is posted on the Company's website at <https://www.dalmiacement.com/wp-content/themes/DalmiaCement/assets/pdf/dbl-industries/Whistleblower-Policy-and-Vigil-Mechanism.pdf>

Whistle blower policy provides reporting of complaints at appropriate levels including the Audit Committee.

(e) Disclosure of accounting treatment in preparation of Financial Statements.

The Company has followed the guidelines of Ind AS specified under Section 133 of the Companies Act, 2013 read with rule 7 of the Companies (Accounts) Rules, 2014 and the Companies (Indian Accounting Standards) Amendment Rules, 2015 as amended/ laid down by the Central Government under the provisions of section 129(1) of the Companies Act, 2013 in the preparation of its financial statements.

(f) Loans and advances

The Company and its subsidiaries, have not granted any loan to firms/companies in which directors are interested.

(g) Details of non-compliance

During last three years, there were no instances of non-compliance and no penalty or strictures were imposed on the Company by the Stock Exchanges or SEBI or any other statutory authority, on any matter related to capital markets.

(h) Compliance

Mandatory requirements:

The Company has complied with all the applicable mandatory requirements specified in regulation 17 to 27 and clauses (b) to (i) of sub-regulation (2) of regulation 46 of the Listing Regulations.

Discretionary requirements:

The discretionary/non-mandatory requirements, as stipulated in Regulation 27(1) read with Part E of Schedule II of the Listing Regulations, other than the half-yearly declaration of financial

performance to shareholders have been adopted by the Company.

The financial statements of the Company are with unmodified audit opinion.

The internal auditor reports directly to the Audit Committee.

(i) Details of utilisation of funds raised through preferential allotment or qualified institutions placement

No funds have been raised by the Company through preferential allotment or qualified institutions placement in the last three years

(j) Total fees for all services paid by the Company and its subsidiaries, on a consolidated basis, to the Statutory Auditors and all entities in the network firm / network entity of which Statutory Auditor is a part

The total fees paid by the Company and the subsidiaries on consolidated basis to M/s Walker Chandiook & Co LLP, Chartered Accountants, the Statutory Auditors of the Company, during the year was ₹ 0.64 crore.

(k) Unclaimed Suspense Account

Not applicable.

(l) Credit rating.

During the financial year 2022-23, the Company has obtained rating from CRISIL Ratings Limited. The rating of the Company for its bank facilities- long-term is CRISIL AA+/stable (pronounced as CRISIL double A plus stable rating) and rating for the Bank Facilities - short-term and commercial papers is CRISIL A1+ (pronounced as CRISIL A One Plus rating).

Instruments with CRISIL AA+/stable rating are considered to have high degree of safety regarding timely servicing of financial obligations and instruments with CRISIL A1+ rating are considered to have very strong degree of safety regarding timely payment of financial obligations. Within this category, rating modifier (“+”) used with the rating symbol reflects the comparative standing within the category.

(m) Compliance certificate on corporate governance

In compliance with the Listing Regulations, a certificate on Corporate Governance issued by the statutory Auditors is annexed to this Report.

Auditors' Certificate on Corporate Governance

To
The Members of
Dalmia Bharat Limited,
Dalmiapuram, Tiruchirappali District - 621 651, Tamil Nadu.

1. I have examined the compliance of conditions of Corporate Governance by Dalmia Bharat Limited ("the Company") for the year ended 31st March, 2022, as stipulated in Regulations 17-27, clause (b) to (i) of Regulation 46 (2) and paragraphs C, D and E of Schedule V of the Securities and Exchange Board of India (Listing Obligations and Disclosure Requirements) Regulations, 2015 as amended ('Listing Regulations') pursuant to the Listing Agreement of the Company with Stock exchanges.

Management Responsibility for Compliance with the conditions of Listing Obligations

2. The compliance of conditions of Corporate Governance is the responsibility of the Management of the Company including the preparation and maintenance of all relevant supporting records and documents. This responsibility also includes the design, implementation and maintenance of internal control relevant to the preparation and presentation of the Corporate Governance Report.
3. The Management along with the Board of Directors are also responsible for ensuring that the Company complies with the conditions of Corporate Governance as stipulated in the Listing Regulations issued by the Securities and Exchange Board of India.

Auditor's Responsibility

4. My examination was limited to procedures and implementation thereof, adopted by the Company for ensuring the compliance of the conditions of Corporate Governance. It is neither an audit nor an expression of opinion on the financial statements of the Company.
5. I conducted my examination in accordance with the Guidance Note on Corporate Governance Certificate issued by the Institute of Company Secretaries of India.

Opinion

6. In my opinion, and to the best of my information and according to explanations given to me, I certify that the Company has complied with the conditions of Corporate Governance as stipulated in the above-mentioned Listing Regulations.
7. I further state that such compliance is neither an assurance as to the future viability of the Company nor the efficiency or effectiveness with which the Management has conducted the affairs of the Company.

Restrictions On Use

8. The certificate is addressed and provided to the members of the Company solely for the purpose to enable the Company to comply with the requirement of the Listing Regulations, and it should not be used by any other person or for any other purpose. Accordingly, I do not accept or assume any liability or any duty of care for any other purpose or to any other person to whom this certificate is shown or into whose hands it may come without my prior consent in writing.

Place: Angarai
Date: 09.05.2022

R. Venkatasubramanian
Practising Company Secretary
ACS No. 3673; CP No. 3893
UDIN: A003673D000292931

Certificate of Non-Disqualification of Directors

(As per clause C of Schedule V of the Securities Exchange Board of India (Listing Obligations and Disclosure Requirement) Regulations, 2015 read with regulation 34(3) of the said Listing Regulations).

To
The Members,
Dalmia Bharat Limited
Dalmiapuram, Tiruchirapalli District,
Tamilnadu – 621 651.

As required by item 10(i) of Part C of Schedule V of the Securities Exchange Board of India (Listing Obligations and Disclosure Requirement) Regulations, 2015, I certify that none of the directors on the board of Dalmia Bharat Limited have been debarred or disqualified from being appointed or continuing as directors of companies by the SEBI/Ministry of Corporate Affairs or any such statutory authority.

Place: Angarai
Date: 09.05.2022

R. Venkatasubramanian
Practising Company Secretary
ACS No. 3673; CP No. 3893
UDIN: A003673D000292918

Declaration on Code of Conduct

To
The Board of Directors,
Dalmia Bharat Limited
Dalmiapuram, Lalgudi,
District Tiruchirappalli
Tamil Nadu- 621651

I do hereby certify that all the members of the Board of Directors of the Company and the Senior Management Personnel have affirmed their compliance with the code of conduct laid down by the Board of Directors of the Company in their meeting held on October 15, 2018.

This certificate is being given in compliance with the requirements of Regulation 34(3) of the Securities and Exchange Board of India (Listing Obligation and Disclosure Requirements) Regulations, 2015.

Date: May 09, 2022
Place: New Delhi

Puneet Yadu Dalmia
Managing Director &
Chief Executive Officer

CEO/CFO Certificate

To
The Board of Directors,
Dalmia Bharat Limited
Registered Office: Dalmiapuram – 621651
District Tiruchirapalli
Tamil Nadu

Dear Sir(s),

In accordance with Regulation 17(8) of Securities and Exchange Board of India (Listing Obligations and Disclosure Requirements) Regulations, 2015, we certify that:

1. We have reviewed the financial statements and the cash flow statement for the financial year ended March 31, 2022 and that to the best of our knowledge and belief:
 - a. these statements do not contain any materially untrue statement or omit any material fact or contain statements that might be misleading;
 - b. these statements together present a true and fair view of the Company's affairs and are in compliance with existing accounting standards, applicable laws and regulations.
2. There are, to the best of our knowledge and belief, no transactions entered into by the Company during the financial year ended March 31, 2022 which are fraudulent, illegal or violative of the Company's code of conduct.
3. We accept responsibility for establishing and maintaining internal controls for financial reporting and that we have evaluated the effectiveness of internal control systems of the Company pertaining to financial reporting. We have not come across any reportable deficiencies in the design or operation of such internal controls.
4. We have indicated to the auditors and the Audit Committee:-
 - a. that there are no significant changes in internal control over financial reporting during the financial year ended March 31, 2022;
 - b. that there are no significant changes in accounting policies during the financial year ended March 31, 2022; and
 - c. that there are no instances of significant fraud of which we have become aware.

Dated: May 9, 2022
Place: New Delhi

Mr. Dharmender Tuteja
Chief Financial Officer

Puneet Yadu Dalmia
Managing Director &
Chief Executive Officer

Business Responsibility and Sustainability Report (BRSR)

The SEBI vide circular no SEBI/HO/CFD/CMD-2/P/CIR/2021/562 has mandated the top 1,000 listed companies (by market capitalisation) to disclose and report the requirements under ESG (Environment, Social and Governance) parameters in the BRSR format from the financial year 2022-2023 by replacing the existing Business Responsibility Report (BRR). Dalmia Bharat has adopted the BRSR and has been mapping the ESG information since FY 2021.

Section A - General Disclosures

I. Details of the listed entity

1. Corporate Identity number:	L14200TN2013PLC112346
2. Name of the Listed Entity:	Dalmia Bharat limited
3. Year of incorporation:	2013
4. Registered office address:	Dalmiapuram-621651, Dist. Triuchirapalli, Tamil Nadu
5. Corporate address:	Dalmia Bharat Group, 11th & 12th Floor, Hansalaya Building, 15 Barakhamba Road, New Delhi
6. E-mail:	investorrelations@dalmiabharat.com ; corp.sec@dalmiabharat.com
7. Telephone:	04329-235132
8. Website:	www.dalmiabharat.com
9. Financial year for which reporting is being done:	April 01, 2021 to March 31, 2022
10. Name of the Stock Exchange(s) where shares are listed:	NSE & BSE
11. Paid-up Capital:	₹ 37.47 crore
12. Name and contact details (telephone, email address) of the person who may be contacted in case of any queries on the BRSR report:	investorrelations@dalmiabharat.com ; corp.sec@dalmiabharat.com
13. Reporting boundary:	The reporting boundary covers the data of the Company and its subsidiaries ("Dalmia Bharat"), having 14 plants as well as corporate office and branch offices for period from 01, April 2021 to 31, March 2022.

II. Products/services

14. Details of business activities (accounting for 90% of the turnover):

S. No.	Description of Main Activity	Description of Business Activity	% of Turnover of the entity
i	Professional, Scientific and Technical	Management Consultancy services	0.20%
ii	Manufacturing	Activity of subsidiary company Dalmia Cement (Bharat) Limited	99.4%

15. Products/Services sold by the entity (accounting for 90% of the entity's Turnover):

S. No.	Product/Service	NIC Code	% of total Turnover contributed
i	Management services	74140	0.20%
ii	OPC and Blended Cements	2523	99.4%

III. Operations

16. Number of locations where plants and/or operations/offices of the entity are situated:

Location	Number of plants	Number of offices	Total
National	14	1 corporate office + 3 regional	18
International	0	0	0

17. Markets served by the entity:

a. Number of locations

Locations	Number
National (No. of states)	22 states
International (No. of countries)	0 countries

b. What is the contribution of exports as a percentage of the total turnover of the entity?

It is less than 0.1%

c. A brief on types of customers

IHB – Individual home Builders who built their home on a plot of land.

Institutional Customers – Entities who buy cement from the Company for various housing or commercial/government projects

IV. Employees**18. Details as at the end of Financial Year:****a. Employees and workers (including differently abled):**

S. No.	Particulars	Total (A)	Male		Female	
			No. (B)	% (B/A)	No. (C)	% (C/A)
Employees						
1.	Permanent (D)	3,876	3745	96.62%	131	3.38%
2.	Other than Permanent (E) (interns, trainees, part time employees, etc.)	145	136	93.79%	9	6.21%
3.	Total employees (D + E)	4,021	3881	96.52%	140	3.48%
Workers						
4.	Permanent (F)	1631	1547	94.85%	84	5.15%
5.	Other than Permanent (G) (contract)	15,264	14629	95.84%	635	4.16%
6.	Total workers (F + G)	16,895	16176	95.74%	719	4.26%

b. Differently abled Employees and workers:

S. No.	Particulars	Total (A)	Male		Female	
			No. (B)	% (B/A)	No. (C)	% (C/A)
DIFFERENTLY ABLED EMPLOYEES						
1.	Permanent (D)	4	3	75%	1	25%
2.	Other than Permanent (E)	-	-	-	-	-
3.	Total differently abled employees (D + E)	4	3	75%	1	25%
DIFFERENTLY ABLED WORKERS						
4.	Permanent (F)	3	3	100%	0	0
5.	Other than Permanent (G)	1	1	100%	-	-
6.	Total differently abled workers (F + G)	4	4	100%	0	0

19. Participation/Inclusion/Representation of women

	Total (A)	No. and percentage of Females	
		No. (B)	% (B/A)
Board of Directors	7	1	14.28%
Key Management Personnel	3	0	0

20. Turnover rate for permanent employees and workers

	FY 2021-22		
	Male	Female	Total
Permanent Employees	20.6%	21.9%	20.6%
Permanent Workers	10.1%	5.0%	9.8%

V. Holding, Subsidiary and Associate Companies (including joint ventures)**21. (a) Names of holding / subsidiary / associate companies / joint ventures**

S. No.	Name of the holding / subsidiary / associate companies / joint ventures (A)	Indicate whether holding/ Subsidiary/ Associate/ Joint Venture	% of shares held by listed entity	Does the entity indicated at column A, participate in the Business Responsibility initiatives of the listed entity? (Yes/No)
	Dalmia Bharat Limited has 32 subsidiaries, 6 associates and 2 joint ventures as of 31st March 2022. Yes, the cement operation subsidiaries are in the boundary of Business Responsibility performance (BR) disclosure. The list of our subsidiaries can be viewed in form AOC 1 that forms part of the Director's Report.			

VI. CSR Details

22. (i) Whether CSR is applicable as per section 135 of Companies Act, 2013: Yes
 (ii) Turnover (in ₹): 135 Cr. (standalone as on 31.03.2022)
 (iii) Net worth (in ₹): 7,284 Cr.(standalone as on 31.03.2022)
 VI. Transparency and Disclosures Compliances

23. Complaints/Grievances on any of the principles (Principles 1 to 9) under the National Guidelines on Responsible Business Conduct: *

Stakeholder group from whom complaint is received	Grievance Redressal Mechanism in Place (Yes/No) (If Yes, then provide web-link for grievance redress policy)	FY 2021-22	
		Number of complaints filed during the year	Number of complaints pending resolution at close of the year
Communities	NIL	NIL	NIL
Investors (other than shareholders)	NIL	NIL	NIL
Shareholders	Yes	402	402
Employees and workers	Yes	NIL	NIL
Customers	Yes	1705	60 Out of 60 open complaints 53 complaints are closed in April'22. Only 2 complaints more than 60 days.
Value Chain Partners	NIL	NIL	NIL
Other (please specify)	-	-	NIL

* Please refer Stakeholder Engagement, Social and Relationship Capital and Grievance Redressal sections of IR

24. Overview of the entity’s material responsible business conduct issues

Please indicate material responsible business conduct and sustainability issues pertaining to environmental and social matters that present a risk or an opportunity to your business, rationale for identifying the same, approach to adapt or mitigate the risk along-with its financial implications, as per the following format

S. No.	Material issue identified	Indicate whether risk or opportunity (R/O)	Rationale for identifying the risk / opportunity	In case of risk, approach to adapt or mitigate	Financial implications of the risk or opportunity (Indicate positive or negative implications)
Please refer materiality assessment and risk assessment sections of IR					

Section B: Management and process disclosures

Disclosure Questions	P 1	P 2	P 3	P 4	P 5	P 6	P 7	P 8	P 9
Policy and management processes									
1. a. Whether your entity’s policy/policies cover each principle and its core elements of the NGRBCs. (Yes/No)	Yes	Yes	Yes	Yes	Yes	Yes	Yes	Yes	Yes
b. Has the policy been approved by the Board? (Yes/No)	Yes	Yes	Yes	Yes	Yes	Yes	Yes	Yes	Yes
c. Web Link of the Policies, if available	https://www.dalmiacement.com/investor/dalmia-bharat-limited/								
2. Whether the entity has translated the policy into procedures. (Yes / No)	Yes	Yes	Yes	Yes	Yes	Yes	Yes	Yes	Yes
3. Do the enlisted policies extend to your value chain partners? (Yes/No)	Yes	Yes	No	No	No	No	No	No	Yes
4. Name of the national and international codes/ certifications/ labels/ standards (e.g. Forest Stewardship Council, Fairtrade, Rainforest Alliance, Trustea) standards (e.g. SA 8000, OHSAS, ISO, BIS) adopted by your entity and mapped to each principle.	The policies are based on prescribed principles, conformance to the spirit of international standards like ISO 9000, ISO 14,001, ISO 45,001, UNGC guidelines, GRI – standards, WBCSD, wherever relevant and applicable. We are also certified for ISO 26,000.								

Disclosure Questions	P 1	P 2	P 3	P 4	P 5	P 6	P 7	P 8	P 9
5. Specific commitments, goals and targets set by the entity with defined timelines, if any.	Please refer to Corporate Governance Report Section of IR	Please refer to Natural Capital Section of IR	Please refer to Human Capital Section of IR	Please refer to materiality and stakeholder engagement section of IR	Please refer to Human Capital Section of IR	Please refer to Natural Capital Section of IR	Please refer to materiality and stakeholder engagement section of IR	Please refer to Social and Relationship Capital Section of IR	Please refer to materiality and stakeholder engagement section of IR
6. Performance of the entity against the specific commitments, goals and targets along-with reasons in case the same are not met.	Please refer to Corporate Governance Report Section of IR	Please refer to Natural Capital Section of IR	Please refer to Human Capital Section of IR	Please refer to materiality and stakeholder engagement section of IR	Please refer to Human Capital Section of IR	Please refer to Natural Capital Section of IR	Please refer to materiality and stakeholder engagement section of IR	Please refer to Social and Relationship Capital Section of IR	Please refer to materiality and stakeholder engagement section of IR
Governance, leadership and oversight									
7. Statement by director responsible for the business responsibility report, highlighting ESG related challenges, targets and achievements : Integrated Report >> Leadership messages									
8. Details of the highest authority responsible for implementation and oversight of the Business Responsibility policy (ies).	Mr. Gautam Dalmia, Managing Director (DIN: 00009758) Mr. Dharmender Tuteja, Chief Financial Officer, Dr. Sanjeev Gemawat, Group General Counsel & Company Secretary and Dr. Arvind Madhukar Bodhankar, Head ESG and Chief Risk Officer. Our policies can be viewed at https://www.dalmiacement.com/investor/dalmia-bharat-limited/								
9. Does the entity have a specified Committee of the Board/ Director responsible for decision making on sustainability related issues? (Yes / No). If yes, provide details.	The business responsibility performance of the Company is assessed by the aforesaid executives. Overall performance is assessed annually by the Board. The targets related to environmental KPI such as water reduction in operations, usage of alternative fuels and raw materials as well as mitigation and management of climate change impacts is part of the KRA of senior management. The Board reviews the performance against these KRA on quarterly basis.								
10. Details of Review of NGRBCs by the Company:									
	Indicate whether review was undertaken by Director/ Committee of the Board/ Any other Committee								
	Frequency (Annually/ Half-yearly/ Quarterly/ Any other – please specify)								
	P1	P2	P3	P4	P5	P6	P7	P8	P9
Performance against above policies and follow up action	Board Committees								
Compliance with statutory requirements of relevance to the principles, and, rectification of any non-compliances	Board Committees								
	P1	P2	P3	P4	P5	P6	P7	P8	P9
11. Has the entity carried out independent assessment/ evaluation of the working of its policies by an external agency? (Yes/No). If yes, provide name of the agency.	Yes, We have third party certified management systems in the plants where policeis also undergo third party certification.								

Section C: Principle Wise Performance Disclosure

Principle 1: Businesses should conduct and govern themselves with integrity in a manner that is Ethical, Transparent and Accountable

Essential Indicators

1. Percentage coverage by training and awareness programmes on any of the Principles during the financial year:

Segment	Total number of training and awareness programmes held	Topics/ principles covered under the training and its impact	%age of persons in respective category covered by the awareness programmes
Board of Directors	two	<ul style="list-style-type: none"> Updates on Sustainability initiatives in Dalmia Bharat. Updates on whistle blower mechanism, Whistle Blower Policy, Code of conduct with anti-bribery and ethics and Charter, role & responsibility of Ethics Committee. The Board members has been updated with the above and the underlying principles thereby adding values.	100%
Key Managerial Personnel	two	same as is for the Board Members	100%
Employees other than BoD and KMPs	20 virtual sessions, E-learning sessions and in person session	Code of Conduct	87%

2. Details of fines / penalties /punishment/ award/ compounding fees/ settlement amount paid in proceedings (by the entity or by directors / KMPs) with regulators/ law enforcement agencies/ judicial institutions, in the financial year, in the following format (Note: the entity shall make disclosures on the basis of materiality as specified in Regulation 30 of SEBI (Listing Obligations and Disclosure Obligations) Regulations, 2015 and as disclosed on the entity’s website):

NIL*

* (1) The Registrar of Companies, Ministry of Corporate Affairs (RoC) filed nine complaints against the Company and its erstwhile Managing Director, Chief Financial Officer and Company Secretary before Additional CMM, EO-II, Egmore, Chennai alleging certain non-compliances under Companies Act. The said complaints have been challenged before Chennai High Court by way of petitions seeking quashing of the same. Court has stayed the proceedings before Egmore Court.

(2) RoC had issued four show cause notices against the Company and its Directors including erstwhile Managing Director alleging certain non-compliances under Companies Act. The said notices have been challenged before Chennai High Court by way of writ petitions wherein the Court has issued notice to the Ministry.

3. Of the instances disclosed in Question 2 above, details of the Appeal/ Revision preferred in cases where monetary or non-monetary action has been appealed.

NA

4. Does the entity have an anti-corruption or anti-bribery policy? If yes, provide details in brief and if available, provide a web-link to the policy.

Yes, the Company has in place Dalmia Way of Life (guideline for employees) and the code of conduct for the Board and senior management pursuant to Regulation 17(5) (a) of SEBI Listing Regulations. The Company has also in place a vigil mechanism and whistle blower policy and constituted an Ethics Committee for effective implementation of the policy. Refer to the corporate governance section of the report for more details.

5. Number of Directors/KMPs/employees/workers against whom disciplinary action was taken by any law enforcement agency for the charges of bribery/ corruption:

	FY 2021-22
Directors	NIL
KMPs	NIL
Employees	NIL
Workers	NIL

6. Details of complaints with regard to conflict of interest:

	FY 2021-22
Number of complaints received in relation to issues of Conflict of Interest of the Directors	NIL
Number of complaints received in relation to issues of Conflict of Interest of the KMPs	NIL

7. Provide details of any corrective action taken or underway on issues related to fines / penalties / action taken by regulators/ law enforcement agencies/ judicial institutions, on cases of corruption and conflicts of interest.

Refer to the corporate Governance Report of the IR for details.

Leadership Indicators

1. Awareness programmes conducted for value chain partners on any of the Principles during the financial year:

Total number of awareness programmes held	Topics/principles covered under the training	%age of value chain partners covered (by value of business done with each partner) under the awareness programmes
Please refer to the responsible supply chain section of the integrated report.		

2. Does the entity have processes in place to avoid/ manage conflict of interests involving members of the Board? (Yes/No) If Yes, provide details of the same.

Yes, the Company has the code of conduct for the Board and senior management pursuant to Regulation 17(5) (a) of SEBI Listing Regulations; as well as for the employees of the Company and its subsidiaries. Refer to the corporate governance section of the report for more details.

Principle 2: Businesses should provide goods and services in a manner that is sustainable and safe

Essential Indicators

1. Percentage of R&D and capital expenditure (capex) investments in specific technologies to improve the environmental and social impacts of product and processes to total R&D and capex investments made by the entity, respectively

	FY 2021-22	Details of improvements in environmental and social impacts
R&D	₹ 4 crore	DRC (Dalmia research Centre) is presently engaged in R&D-led process improvements in cement manufacture, innovative extension of the life of limestone reserves, reduction in carbon emission and adding social value to its products. For more information refer to the Intellectual Capital section of the IR
Capex	Nil	NA

2. a. Does the entity have procedures in place for sustainable sourcing? (Yes/No)

Yes

b. If yes, what percentage of inputs were sourced sustainably?

Approximately, 39% as per GCCA Methodology of the raw material sourced for production of cement are attributable as industrial waste (Alternative Raw Material) which is sustainably sourced from the waste streams of other industries. Similarly, 13% of the pyro-heat was provided by alternative fuels (wastes having calorific value

and biomass). The Company is contributing significantly to the circular economy drive and it is a waste recycling positive company.

3. Describe the processes in place to safely reclaim your products for reusing, recycling and disposing at the end of life, for (a) Plastics (including packaging) (b) E-waste (c) Hazardous waste and (d) other waste.
 - a. Dalmia Bharat’s major product is cement, which is packaged in cement bags. These bags are reused in majority cases to store other inventory for construction purpose as well as other items such as grains, fodder, etc. The plastic bags once discarded are also recycled by waste recyclers to create new bags. Also, Dalmia Bharat is an ‘industrial waste disposer’ and re-purposes waste through the use of alternative fuels, one of which is plastic. Our cement plants use municipal wastes as segregated combustible fraction which primarily consists of plastics. We are plastic recycling positive company.
 - b. Our products do not produce any E-waste. However, the E-waste produced during the office operations is sold to the registered recyclers.
 - c. The hazardous waste generated in the cement production process, is sold to the registered recyclers or disposers. The incinerable fraction of the hazardous wastes are disposed off within the plant kilns itself as per the permissions from State Pollution Control Boards. In addition, Dalmia Cement, a subsidiary of Dalmia Bharat, also disposes the wastes from other industries and municipalities as a raw material or fuel.

Cement bags get recycled during use phase multiple times to store various items. In addition, the Company disposes off much higher quantities of plastic wastes (from other industries and municipalities) as compared to the PP bags used in cement packaging. – Case filed.

Leadership Indicators

1. Has the entity conducted Life Cycle Perspective / Assessments (LCA) for any of its products (for manufacturing industry) or for its services (for service industry)? If yes, provide details in the following format?

DBL produces cement which is an intermediate product of construction activity. We also report to the applicable and relevant Scope-3 emissions of our products and processes, including end of life treatment.

2. If there are any significant social or environmental concerns and/or risks arising from production or disposal of your products / services, as identified in the Life Cycle Perspective / Assessments (LCA) or through any other means, briefly describe the same along-with action taken to mitigate the same.

DBL produces cement which is an intermediate product of construction activity. Cement is a basic building material used extensively across the globe. India is still under development phase and life of a building or infrastructure made from cement and concrete can be more than 100 years.

3. Percentage of recycled or reused input material to total material (by value) used in production (for manufacturing industry) or providing services (for service industry).

Indicate input material	Recycled or re-used input material to total material
FY 2021-22	
Alternative Raw Materials such as fly ash, slag etc. used in Clinker and Cement manufacturing	39% (as per GCCA methodology)

4. Of the products and packaging reclaimed at end of life of products, amount (in metric tonnes) reused, recycled, and safely disposed, as per the following format:

	FY 2021-22		
	Re-used	Recycled	Safely disposed
Plastics (including packaging)	Not applicable as cement is an intermediate product of the construction activity. The PP bags used in packaging are also used for storage of multiple items like sand and gravel.		
E-waste			
Hazardous Waste			
Other Waste			

5. Reclaimed products and their packaging materials (as percentage of products sold) for each product category:

Indicate product category	Reclaimed products and their packaging materials as % of total products sold in respective category
---------------------------	---

Not Applicable as the product is cement which is used in the form of concrete in buildings and cannot be reclaimed.

The packaging is not reclaimed as cement bags are reused by the end users and cement bag manufacturers. Besides, our plants dispose off more packaging waste from the society than their own generation. For the current year we generated nearly 44,392 tonnes of packaging material (as PP cement bags) and disposed of nearly 261,380 tonnes of plastics and RDF.

Principle 3: Businesses should respect and promote the well-being of all employees, including those in their value chains

Essential Indicators

1. a. Details of measures for the well-being of employees:

Category	% of employees covered by										
	Total (A)	Health insurance		Accident insurance		Maternity benefits		Paternity benefits		Day Care facilities	
		No. (B)	% (B/A)	No. (C)	% (C/A)	No. (D)	% (D/A)	No. (E)	% (E/A)	No. (F)	% (F/A)
Permanent Employees											
Male	3745	3745	100%	3745	100%			2962	79.09%	1093	29.19%
Female	131	131	100%	131	100%	92	70.23%			21	16.03%
Total	3876	3876	100%	3876	100%	92	2.37%	2962	76.42%	1114	28.74%
Other than Permanent Employees											
Male	136	NIL	NIL	NIL	NIL	NIL	NIL	NIL	NIL	NIL	NIL
Female	9	NIL	NIL	NIL	NIL	NIL	NIL	NIL	NIL	NIL	NIL
Total	145	NIL	NIL	NIL	NIL	NIL	NIL	NIL	NIL	NIL	NIL

b. Details of measures for the well-being of workers:

Category	% of employees covered by										
	Total (A)	Health insurance		Accident insurance		Maternity benefits		Paternity benefits		Day Care facilities	
		No. (B)	% (B/A)	No. (C)	% (C/A)	No. (D)	% (D/A)	No. (E)	% (E/A)	No. (F)	% (F/A)
Permanent Employees											
Male	1547	920	59.47%	1547	100%			244	15.77%	809	52.29%
Female	84	12	14.29%	84	100%	70	83.33%			11	13.10%
Total	1631	932	57.14%	1631	100%	70	4.29%	244	14.96%	820	50.28%
Other than Permanent Employees											
Male	14629	11173	76.38%	9593	65.58%			113	0.77%	3536	24.17%
Female	635	583	91.81%	273	42.99%	273	42.99%			225	35.43%
Total	15264	11756	77.02%	9866	64.64%	273	1.79%	113	0.77%	3761	24.64%

2. Details of retirement benefits, for Current FY*.

Benefits	FY 2020-21		
	No. of employees covered as a % of total employees	No. of permanent workers covered as a % of total workers	Deducted and deposited with the authority (Y/N/N/A)
PF	100.00%	99.89%	Yes
Gratuity	100.00%	100.00%	Yes
ESI	1.06%	5.09%	Yes

3. Accessibility of workplaces : Are the premises / offices of the entity accessible to differently abled employees and workers, as per the requirements of the Rights of Persons with Disabilities Act, 2016? If not, whether any steps are being taken by the entity in this regard.

Yes

4. Does the entity have an equal opportunity policy as per the Rights of Persons with Disabilities Act, 2016? If so, provide a web-link to the policy.

Please refer to the Human Capital section for details

5. Return to work and Retention rates of permanent employees and workers that took parental leave.

Gender	Permanent Employees	
	Return to work rate	Retention rate
Male	100%	91.26
Female	100%	90.0
Total	100%	91.15

6. Is there a mechanism available to receive and redress grievances for the following categories of employees and worker? If yes, give details of the mechanism in brief.

	Yes/No (If Yes, then give details of the mechanism in brief)
Permanent Workers	
Other than Permanent Workers	
Permanent Employees	Yes, third party managed whistle-blower helpline, details are provided in whistle-blower policy
Other than Permanent Employees	

7. Membership of employees and worker in association(s) or Unions recognised by the listed entity:

Category	FY 2021-22		% (B / A)
	Total employees / workers in respective category (A)	No. of employees / workers in respective category, who are part of association(s) or Union (B)	
Total Permanent Employees	3876	0	0.00%
- Male	3745	0	0.00%
- Female	131	0	0.00%
Total Permanent Workers			
- Male	1547	1134	73.30%
- Female	84	13	15.48%

8. Details of training given to employees and workers:

Category	FY 2021-22				
	Total (A)	On Health and safety measures		On Skill upgradation	
		No. (B)	% (B/A)	No. (C)	% (C/A)
Employees					
- Male	3745	2043	54.55%	2258	60.29%
- Female	131	15	11.45%	17	12.98%
Total	3876	2058	53.10%	2775	71.59%
Permanent Workers					
- Male	1547	1854	119.8%	466	30.12%
- Female	84	4	4.8%	0	0.00%
Total	1631	1858	113.9%	466	28.57%

9. Details of performance and career development reviews of employees and worker:

Category	FY 2021-22		
	Total (A)	No. (B)	% (B/A)
		No. (B)	% (B/A)
Employees			
Male (Management)	240	226	94.17%
Male (Non-management)	3,505	3,036	86.62%
Female (Management)	8	7	87.50%
Female (Non-management)	123	104	84.55%
Total	3,876	3,337	87.02%
Permanent Workers			
Male	1,547	1,547	100.00%
Female	84	84	100.00%
Total	1,631	1,631	100.00%

Note: Employee and worker numbers provided are yearly average numbers (not March Exit figures).

10. Health and safety management system:

- a. Whether an occupational health and safety management system has been implemented by the entity? (Yes/ No). If yes, the coverage such system?

Yes, our plants have implemented ISO 45,001. At present the system exists in 11 out of our 14 operational control plants. Other plants are in the process of implementing the system.

- b. What are the processes used to identify work-related hazards and assess risks on a routine and non-routine basis by the entity?
It is as per the recommended practice in ISO 45,001 system.
- c. Whether you have processes for workers to report the work-related hazards and to remove themselves from such risks. (Y/N)
Yes, we encourage our employees to report near miss incidents identified through various digital platforms which is analysed from a central repository. The employees who report highest number of instances are also felicitated for their efforts which acts as an incentive for our employees to report near miss incidents sighted.
- d. Do the employees/ worker of the entity have access to non-occupational medical and healthcare services? (Yes/ No)
Yes

11. Details of safety related incidents, in the following format:

Safety Incident/Number	Category	FY 2021-22 Current Financial Year
Lost Time Injury Frequency Rate (LTIFR) (per one million-person hours worked)	Employees and Permanent workers	0
	Contract Workers	0.16
Total recordable work-related injuries	Employees and Permanent workers	0
	Contract Workers	5
No. of fatalities	Employees and Permanent workers	0
	Contract Workers	0
High consequence work-related injury or ill-health (excluding fatalities)	Employees	0
	Permanent Workers	0

12. Describe the measures taken by the entity to ensure a safe and healthy workplace.

Dalmia Bharat has included best in class safety practices which includes deploying a line manager responsible for safety, implementation of Du-Pont model across plant. We have also curated an 'Incident management system' for continuous monitoring and real-time reporting of accidents. For further details please refer to the Human Capital section.

13. Number of Complaints on the following made by employees and workers:

	Filed during the year	Pending resolution at the end of year	Remarks
Working Conditions	58	19	Related to newly acquired plant where we are in the process of setting up standardized system
Health & Safety	91	9	

14. Assessments for the year:

	% of your plants and offices that were assessed (by entity or statutory authorities or third parties)
Health and safety practices	~ 78% of the plants are under ISO 45,001 Management System where working conditions and safety are constantly assessed by third parties. The remaining plants are in the process of completion.
Working Conditions	

15. Provide details of any corrective action taken or underway to address safety-related incidents (if any) and on significant risks / concerns arising from assessments of health & safety practices and working conditions.

Please refer to Human Capital section in IR to see corrective actions taken and the actions implemented on safety and well-being of the employees.

Leadership Indicators

- 1. Does the entity extend any life insurance or any compensatory package in the event of death of
 - (A) Employees (Y/N) - Yes
 - (B) Permanent Workers (Y/N). Yes
- 2. Provide the measures undertaken by the entity to ensure that statutory dues have been deducted and deposited by the value chain partners.
In all contractual obligations with value chain partners, statutory dues such as PF, gratuity, etc. are deducted and paid accordingly. Specific contractual obligations are provided for such adherence.

3. Provide the number of employees / workers having suffered high consequence work related injury / ill-health / fatalities (as reported in Q11 of Essential Indicators above), who have been are rehabilitated and placed in suitable employment or whose family members have been placed in suitable employment:

		FY 2021-22
		No. of employees/workers that are rehabilitated and placed in suitable employment or whose family members have been placed in suitable employment
	Total no. of affected employees/ workers	
Employees	Please refer to the Human Capital section and GCCA Table at the end of the report. Please refer to point no. 11 of this section.	
Permanent Workers		

4. Does the entity provide transition assistance programs to facilitate continued employability and the management of career endings resulting from retirement or termination of employment?

No, refer to the Human Capital section for details of the scheme programmes.

5. Details on assessment of value chain partners:

% of value chain partners (by value of business done with such partners) that were assessed	
Health and safety practices	ESG performance of the major value chain partners assessed in third party platforms.
Working Conditions	ESG performance of the major value chain partners assessed in third party platforms.

6. Provide details of any corrective actions taken or underway to address significant risks / concerns arising from assessments of health and safety practices and working conditions of value chain partners Not applicable as audits not conducted for value chain partners for their premises.

Principle 4: Businesses should respect the interests of and be responsive to all its stakeholders

Essential Indicators

1. Describe the processes for identifying key stakeholder groups of the entity.

Please refer to Stakeholder Engagement section of IR

2. List stakeholder groups identified as key for your entity and the frequency of engagement with each stakeholder group.

Stakeholder Group	Whether identified as Vulnerable & Marginalised Group (Yes/No)	Channels of communication (Email, SMS, Newspaper, Pamphlets, Advertisement, Community Meetings, Notice Board, Website), Other	Frequency of engagement (Annually/ Half yearly/ Quarterly / others – please specify)	Purpose and scope of engagement including key topics and concerns raised during such engagement
Please refer to Stakeholder Engagement section of IR				

Leadership Indicators

1. Provide the processes for consultation between stakeholders and the Board on economic, environmental, and social topics or if consultation is delegated, how is feedback from such consultations provided to the Board.

Please refer to Stakeholder Engagement section of IR

2. Whether stakeholder consultation is used to support the identification and management of environmental, and social topics (Yes / No). If so, provide details of instances as to how the inputs received from stakeholders on these topics were incorporated into policies and activities of the entity.

Yes, please refer to Stakeholder Engagement section of IR

3. Provide details of instances of engagement with, and actions taken to, address the concerns of vulnerable/ marginalised stakeholder groups.

Dalmia Bharat always consciously acts as a responsible corporate citizen and engages with the marginalised & vulnerable sections of our society. Our major engagement channels are with communities benefiting from our CSR interventions and dealer network. We engage with them frequently through need assessment and other participatory methods to understand their needs and impact of our interventions.

In addition, we also engage with our dealer network and other influencers such as masons, construction workers and masons through various attractive loyalty programmes and rewards systems. We have also provided essential Covid-19 relief to our vulnerable stakeholders such as communities, masons, painters, etc. Please refer to CSR Report and Social and Relationship Capital section in the IR for further details.

Principle 5: Businesses should respect and promote human rights
Essential Indicators

1. Employees and workers who have been provided training on human rights issues and policy(ies) of the entity, in the following format:

Category	FY 2021-22		
	Total (A)	No. of employees / workers covered (B)	% (B / A)
Employees			
Permanent	3745	3273	87.4%
Other than permanent	131	NA	NA
Total Employees	3876	3273	84.44%

2. Details of minimum wages paid to employees and workers, in the following format:

Category	FY 2021-22				
	Total (A)	Equal to Minimum Wage		More than Minimum Wage	
		No. (B)	% (B/A)	No. (C)	% (C/A)
Employees					
Permanent		NA	NA		
Male	3745	NA	NA	3745	100%
Female	131	NA	NA	131	100%
Other than Permanent					
Male	136	NA	NA	NA	NA
Female	9	NA	NA	NA	NA
Workers					
Permanent					
Male	1547	NA	NA	1547	100%
Female	84	NA	NA	84	100%
Other than Permanent		NA	NA		
Male	14519	7120	Nil	7399	50.96%
Female	642	282	Nil	360	56.07%

3. Details of remuneration/salary/wages, in the following format:

	Number	Male	Female
		Median remuneration/ salary/ wages of respective category (in ₹)	Median remuneration/ salary/ wages of respective category (in ₹)
Board of Directors (BoD)	7	0.37 Cr	1
Key Managerial Personnel	3	2.49 Cr	0
Employees other than BoD and KMP	3733	0.15 Cr.	130
Permanent Workers	1547	0.04 Cr.	84

4. Do you have a focal point (Individual/ Committee) responsible for addressing human rights impacts or issues caused or contributed to by the business? (Yes/No)

Yes, all our operations are strictly monitored for human rights impacts as per our internal risk procedures. The human rights issues and impacts are overseen by the management of Dalmia Bharat. HR head is directly responsible for setting up the mechanism and addressing human rights impact related risk elimination.

5. Describe the internal mechanisms in place to redress grievances related to human rights issues.

Dalmia Bharat has a third-party ethics helpline which allows stakeholders to report issues on human rights violations. The details are also mentioned in our whistle-blower policy. Toll Free No: 18005725242 email: dalmia_complaints@ethicshelpline.com

6. Number of Complaints on the following made by employees and workers:

	FY 2021-22	
	Filed during the year	Pending resolution at the end of year
Sexual Harassment	Nil	Nil
Discrimination at workplace	Nil	Nil
Child Labour	Nil	Nil
Forced Labour/Involuntary Labour	Nil	Nil
Wages	Nil	Nil
Other human rights related issues	Nil	Nil

7. Mechanisms to prevent adverse consequences to the complainant in discrimination and harassment cases.

All complaints are made in anonymity through a third-party helpline. Investigations are carried thoroughly once complaint is made, the management of Dalmia Bharat ensures all necessary procedures are carried out appropriately.

8. Do human rights requirements form part of your business agreements and contracts? (Yes/No)

Yes, Dalmia Bharat has strict guidelines on human rights issues in all external contracts. In addition, internal control mechanisms exist to ensure human rights due diligence. All contracts are monitored constantly for compliance to guidelines.

9. Assessments for the year:

	% of your plants and offices that were assessed (by entity or statutory authorities or third parties)
Child labour	100% Internal audited
Forced/involuntary labour	100% Internal audited
Sexual harassment	100% Internal audited
Discrimination at workplace	100% Internal audited
Wages	100% Internal audited
Others – please specify	100% Internal audited

10. Provide details of any corrective actions taken or underway to address significant risks / concerns arising from the assessments at Question 9 above.

Dalmia Bharat ensures proper screening of potential suppliers and partners to make sure that there are no individuals below 18 years of age and/or forced/involuntary are engaged. Our contracts with our value chain partners prohibit employment of child labour and force/involuntary labour.

In regards, to sexual harassment and discrimination instances, all complaints are made in anonymity through a third party helpline. Investigations are carried thoroughly once complaint is made and management makes decision based on investigation report.

Dalmia Bharat strives to be a discrimination free company and we do not allow discrimination and harassment based on religion, gender, caste, disability, nationality, sexual orientation, race and age. We also ensure all our employees and permanent workers are paid more than minimum wage requirements. In addition, we also expect all our value chain partners to uphold these principles and include guidelines on human rights in all our contracts.

Leadership Indicators

1. Details of a business process being modified / introduced as a result of addressing human rights grievances/complaints.

No complaints so far hence not applicable. Dalmia Bharat is also signatory of UNGC principles and ensures human rights related risks and corrective action on complaints are taken into business process.

2. Details of the scope and coverage of any Human rights due-diligence conducted.

Dalmia Bharat has internal control mechanisms to ensure human rights due diligence. With external contracts, all contracts contain strict guidelines on human rights issues and compliance is monitored constantly. No third party due diligence conducted for Human Right in the current financial year.

3. Is the premise/office of the entity accessible to differently abled visitors, as per the requirements of the Rights of Persons with Disabilities Act, 2016?

Yes

4. Details on assessment of value chain partners:

	% of value chain partners (by value of business done with such partners) that were assessed
Sexual Harassment	The premises/office locations of the value chain partners, beyond our plant office locations have not been assessed.
Discrimination at workplace	
Child Labour	
Forced Labour/Involuntary Labour	
Wages	
Others – please specify	

5. Provide details of any corrective actions taken or underway to address significant risks / concerns arising from the assessments at Question 4 above.

Not Applicable

Principle 6: Businesses should respect and make efforts to protect and restore the environment

Essential Indicators

1. Details of total energy consumption (in Joules or multiples) and energy intensity, in the following format:

Parameter	FY 2021-22
Total electricity consumption (A)	5,224 TJ
Total fuel consumption (B)	45,204 TJ*
Energy consumption through other sources (C)	-
Total energy consumption (A+B+C)	50,428 TJ
Energy intensity per rupee of turnover (Total energy consumption/ turnover in rupees) in TJ/Million INR	0.44

*As the CPP electricity is considered in the total electricity consumption in point (A), CPP fuel consumption is not added in Point B to avoid double counting.

Note: Indicate if any independent assessment/ evaluation/assurance has been carried out by an external agency? (Y/N) If yes, name of the external agency.

Yes, Price Waterhouse Chartered Accountants LLP was engaged by DBL for GRI Indicator assurance (non-financial). The financial assurance was carried out by Walker Chandiok & Co LLP.

2. Does the entity have any sites / facilities identified as designated consumers (DCs) under the Performance, Achieve and Trade (PAT) Scheme of the Government of India? (Y/N) If yes, disclose whether targets set under the PAT scheme have been achieved. In case targets have not been achieved, provide the remedial action taken, if any.

The following plants are registered as designated consumers under PAT scheme of Government of India: DPM, KPD, MGH, BCW, KCW, RGP, BLG, UMG, LCW, JCW

3. Provide details of the following disclosures related to water, in the following format:

Parameter	FY 2021-22
Water withdrawal by source (in Million Cum)	
(i) Surface water	2.2
(ii) Groundwater	0.77
(iii) Third party water (Municipal Water Supply)	0.06
(iv) Seawater / desalinated water	Nil
(v) Others (Rainwater Harvesting structures)	1.04
Total volume of water withdrawal (i + ii + iii + iv + v)	4
Total volume of water consumption (zero discharge of water)	4
Water intensity per rupee of turnover (Water consumed KL / turnover)	35.6

Note: Indicate if any independent assessment/ evaluation/assurance has been carried out by an external agency? (Y/N) If yes, name of the external agency.

Yes, Price Waterhouse Chartered Accountants LLP was engaged by DBL for GRI Indicator assurance (non-financial). The financial assurance was carried out by Walker Chandiok & Co LLP.

4. Has the entity implemented a mechanism for Zero Liquid Discharge? If yes, provide details of its coverage and implementation.

All of Dalmia Bharat's plants are Zero Liquid Discharge facilities. All water effluents are recycled through ETP and STP and used in our processes again.

5. Please provide details of air emissions (other than GHG emissions) by the entity, in the following format:

Parameter	Please specify unit	FY 2021-22
NOx	Tonnes	Please refer to the GCCA indicators Table in the report.
SOx	Tonnes	
Particulate (PM)	matter Tonnes	
Persistent organic pollutants (POP)	Ng. TEQ	
Volatile organic compounds (VOC)	Ng. TEQ	
Hazardous air pollutants (HAP)	-	
Others - please specify		

Note: Indicate if any independent assessment/ evaluation/assurance has been carried out by an external agency? (Y/N) If yes, name of the external agency.

Yes, Price Waterhouse Chartered Accountants LLP was engaged by DBL for GRI Indicator assurance (non-financial). The The financial assurance was carried out by Walker Chandio & Co LLP.

6. Provide details of greenhouse gas emissions (Scope 1 and Scope 2 emissions) & its intensity, in the following format

Parameter	Unit	FY 2021-22
Total Scope 1 emissions (Break-up of the GHG into CO ₂ , CH ₄ , N ₂ O, HFCs, PFCs, SF ₆ , NF ₃ , if available)	Metric tonnes of CO ₂ equivalent	Please refer to GRI Table
Total Scope 2 emissions (Break-up of the GHG into CO ₂ , CH ₄ , N ₂ O, HFCs, PFCs, SF ₆ , NF ₃ , if available)	Metric tonnes of CO ₂ equivalent	Please refer to GRI Table
Total Scope 1 and Scope 2 emissions per rupee of turnover	Tonne CO ₂ per million INR	113.6

Note: Indicate if any independent assessment/ evaluation/assurance has been carried out by an external agency? (Y/N) If yes, name of the external agency.

Yes, Price Waterhouse Chartered Accountants LLP was engaged by DBL for GRI Indicator assurance (non-financial). The financial assurance was carried out by Walker Chandio & Co LLP.

7. Does the entity have any project related to reducing Green House Gas emission? If Yes, then provide details.

Yes, in order to reduce Green House Gas emissions, Dalmia Bharat has committed to becoming carbon negative by 2040 in addition to RE100, EP100 and EV100 commitments by 2030. To achieve these targets, we have implemented several measures like alternative fuels, lower clinker factor, blended cement production, energy efficiency efforts, expansion of renewable energy usage and many more. Please refer to Natural Capital section in IR for more details.

8. Provide details related to waste management by the entity, in the following format:

Parameter	FY 2021-22
Total Waste generated in the boundary (in metric tonnes)	
Plastic waste (A)	2,540
E-waste (B)	49.77
Bio-medical waste (C)	0.25
Construction and demolition waste (D)	Nil
Battery waste (E)	97
Radioactive waste (F)	Nil

Other Hazardous waste. Please specify, if any. (G)

1. Grease	14
2. Used Oil	115
3. ETP Sludge	-
4. Waste containing oil	6

Other Non-hazardous waste generated (H). Please specify, if any.

1. Metal scrap	4,406.31
2. Refractory	1,428.49
3. Iron dust scrap	907
4. Miscellaneous	340.53
Total (A+B + C + D + E + F + G + H)	9,904

Parameter	FY 2021-22
For each category of waste generated, total waste recovered through recycling, re-using or other recovery operations (in metric tonnes)	
(i) Recycled (A+B+E+G1+G2+H1+H2+H3+H4) Method of recycling – Sold to authorised recyclers	9,898
(ii) Re-used	NIL
(iii) Other recovery operations	-
Total	9,898
For each category of waste generated, total waste disposed by nature of disposal method (in metric tonnes)	
Category of waste	
(i) Incineration	6.25
(ii) Landfilling	-
(iii) Sold to Sold to authorised recyclers	9,898
Total	9,904

Note: Indicate if any independent assessment/ evaluation/assurance has been carried out by an external agency? (Y/N) If yes, name of the external agency

Yes, Price Waterhouse Chartered Accountants LLP was engaged by DBL for GRI Indicator assurance (non-financial). The financial assurance was carried out by Walker Chandiok & Co LLP.

9. Briefly describe the waste management practices adopted in your establishments. Describe the strategy adopted by your Company to reduce usage of hazardous and toxic chemicals in your products and processes and the practices adopted to manage such wastes.

Dalmia Bharat always strives to replace hazardous and toxic chemicals in our products with eco-friendly alternatives. As such, our products do not use any hazardous and toxic chemicals. For details on our waste management strategy, please refer to Natural Capital section of IR.

10. If the entity has operations/offices in/around ecologically sensitive areas (such as national parks, wildlife sanctuaries, biosphere reserves, wetlands, biodiversity hotspots, forests, coastal regulation zones etc.) where environmental approvals / clearances are required, please specify details in the following format:

S. No.	Location of operations/offices	Type of operations	Whether the conditions of environmental approval / clearance are being complied with? (Y/N) If no, the reasons thereof and corrective action taken, if any.
			Not applicable as there are no operations near above-mentioned zones.

11. Details of environmental impact assessments of projects undertaken by the entity based on applicable laws, in the current financial year:

Name and brief details of project	EIA Notification No.	Date	Whether conducted by independent external agency (Yes / No)	Results communicated in public domain (Yes / No)	Relevant Web link
Please refer to the manufactured capital section of the report.					

12. Is the entity compliant with the applicable environmental law/ regulations/ guidelines in India; such as the Water (Prevention and Control of Pollution) Act, Air (Prevention and Control of Pollution) Act, Environment protection act and rules thereunder (Y/N). If not, provide details of all such non-compliances, in the following format:

S. No.	Specify the law / regulation / guidelines which was not complied with	Provide details of the non-compliance	Any fine / penalties / action taken by regulatory agencies such as pollution control boards or by courts	Corrective taken, if any
1	Water (Prevention & Control of Pollution) Act, 1974; Air (Prevention & Control of Pollution) Act, 1981	Certain non-compliances are alleged in the Closure Order dated 29.01.2022 in relation to closure of Kadapa plant of DCBL.	Andhra Pradesh Pollution Control Board issued a Closure Order dated 29.01.2022.	DCBL challenged the closure order by way of filing a Writ Petition before the Hon'ble High Court of Andhra Pradesh on the ground that it has all approvals and licenses, is in compliance of applicable laws and as such there is no violation as alleged in the closure order. The Hon'ble High Court of Andhra Pradesh, vide its order dated February 01, 2022, permitted DCBL to resume the functioning of the cement plant forthwith till further orders.

Leadership Indicators

1. Provide break-up of the total energy consumed (in Joules or multiples) from renewable and non-renewable sources, in the following format:

Parameter	
From renewable sources	
Total electricity consumption (Non-fossil fuel-based GRID+WHRS+Solar+GTAM) (A)	
Total fuel consumption (B) (from biomass sources in cement plants, captive power plants and biodiesel)	
Energy consumption through other sources (C)	
Total energy consumed from renewable sources (A+B+C)	
From non-renewable sources	
Total electricity consumption (D)	
Total conventional fuel consumption (E) (kiln fuels, CPP, material drying and on-site vehicle and equipment - excluding AFR and biomass)	
Energy consumption through other sources (F) (from Alternative fuel sources in kilns fuels, CPP, material drying and on-site vehicle and equipment)	
Total energy consumed from non-renewable sources (D+E+F)	

Please refer to GRI table on page 359 in the report.

Note: Indicate if any independent assessment/ evaluation/assurance has been carried out by an external agency? (Y/N) If yes, name of the external agency.

Yes, Price Waterhouse Chartered Accountants LLP was engaged by DBL for GRI Indicator assurance (non-financial). The financial assurance was carried out by Walker Chandio & Co LLP.

2. Provide the following details related to water discharged:

All our facilities are zero liquid discharge plants, hence water discharged is zero for FY 2021-22.

Note: Indicate if any independent assessment/ evaluation/assurance has been carried out by an external agency? (Y/N) If yes, name of the external agency.

Yes, Price Waterhouse Chartered Accountants LLP was engaged by DBL for GRI Indicator assurance (non-financial). The financial assurance was carried out by Walker Chandio & Co LLP.

3. Water withdrawal, consumption and discharge in areas of water stress (in kilolitres):

Note: We have identified high water stress areas using WRI Aqueduct tool

For each facility / plant located in areas of water stress, provide the following information:

- (i) Name of the area: Belgaum, Karnataka
- (ii) Nature of operations: Integrated Cement Plant
- (iii) Water withdrawal, consumption and discharge in the following format:

Parameter	FY 2021-22
Water withdrawal by source (in ,000 KL)	
(i) Surface water (harvested rainwater)	112
(ii) Groundwater	124
Total volume of water withdrawal (in kilolitres)	237
Total volume of water consumption	237
Water intensity per tonne of cement (Ltr/ton)	128
Water discharge by destination and level of treatment	
Total water discharged (in kilolitres)	0 (zero discharge plant)

Note: Indicate if any independent assessment/ evaluation/assurance has been carried out by an external agency? (Y/N) If yes, name of the external agency.

Yes, Price Waterhouse Chartered Accountants LLP was engaged by DBL for GRI Indicator assurance (non-financial). The financial assurance was carried out by Walker Chandio & Co LLP.

- (i) Name of the area: Kadapa, Andhra Pradesh
- (ii) Nature of operations: Integrated Cement Plant
- (iii) Water withdrawal, consumption and discharge in the following format:

Parameter	FY 2021-22
Water withdrawal by source (,000 KL)	
(i) Surface water (harvested rainwater)	268
(ii) Groundwater	111
Total volume of water withdrawal (in kilolitres)	379
Total volume of water consumption	379
Water intensity per tonne of cement (Ltr/ton)	171
Water discharge by destination and level of treatment	
Total water discharged (in kilolitres)	0 (zero discharge plant)

Note: Indicate if any independent assessment/ evaluation/assurance has been carried out by an external agency? (Y/N) If yes, name of the external agency.

Yes, Price Waterhouse Chartered Accountants LLP was engaged by DBL for GRI Indicator assurance (non-financial). The financial assurance was carried out by Walker Chandiok & Co LLP.

4. Please provide details of total Scope 3 emissions & its intensity, in the following format:

Parameter	Unit	FY 2021-22
Total Scope 3 emissions (Break-up of the GHG into CO ₂ , CH ₄ , N ₂ O, HFCs, PFCs, SF ₆ , NF ₃ , if available)	Million Metric tonnes of CO ₂ equivalent	1.06
Total Scope 3 emissions per rupee of turnover	Tonne CO ₂ per million INR	9.2

Note: Indicate if any independent assessment/ evaluation/assurance has been carried out by an external agency? (Y/N) If yes, name of the external agency.

Yes, Price Waterhouse Chartered Accountants LLP was engaged by DBL for GRI Indicator assurance (non-financial). The financial assurance was carried out by Walker Chandiok & Co LLP.

5. With respect to the ecologically sensitive areas reported at Question 10 of Essential Indicators above, provide details of significant direct & indirect impact of the entity on biodiversity in such areas along-with prevention and remediation activities.

Not Applicable

6. If the entity has undertaken any specific initiatives or used innovative technology or solutions to improve resource efficiency, or reduce impact due to emissions / effluent discharge / waste generated, please provide details of the same as well as outcome of such initiatives, as per the following format:

S. No.	Initiative undertaken	Details of the initiative (Web-link, if any, may be provided along-with summary)	Outcome of the initiative
	Please refer to Natural Capital section, intellectual section and manufactured capital section of the IR		

7. Does the entity have a business continuity and disaster management plan? Give details in 100 words/ web link.

Yes, all our Manufacturing units are having Onsite-emergency plan with disaster management plan. The plan is targeted to- contain the incident, minimise casualties and prevent further injuries, migratory measures, quick and streamlined relief and rescue operation without unnecessary delay, speed up restoration of normalcy and ensure each member of the emergency operation including response team and employees are aware of their role in emergency. With respect to Business continuity, we have adequate mines reserve to continue the business. All our manufacturing units as having Factory licence to operate business and being renewed.

Please refer to the risk assessment section of the report for further details.

8. Disclose any significant adverse impact to the environment, arising from the value chain of the entity. What mitigation or adaptation measures have been taken by the entity in this regard.

Refer Natural Capital section of the IR and GCCA Table on emissions.

9. Percentage of value chain partners (by value of business done with such partners) that were assessed for environmental impacts.

The physical assessment of the value chain partners premises/offices did not take place. At the same time, major suppliers were assessed for their ESG scores in the third-party platforms such as DJSI, Sustainalytics, etc.

Principle 7: Businesses, when engaging in influencing public and regulatory policy, should do so in a manner that is responsible and transparent

Essential Indicators

1. a. Number of affiliations with trade and industry chambers/ associations.

Dalmia Bharat is a part of following key associations.

- b. List the top 10 trade and industry chambers/ associations (determined based on the total members of such body) the entity is a member of/ affiliated to.

S. No.	Name of the trade and industry chambers/ associations	Reach of trade and industry chambers/ associations (State/National)
1	Federation of Indian Chambers of Commerce & Industry (FICCI)	National
2	Confederation of Indian Industries (CII)	National
3	The Associated Chambers of Commerce of India (ASSOCHAM)	National
4	PHD Chamber of Commerce & Industry	National
5	Cement Manufacturers Association (CMA)	National
6	Indian Chamber of Commerce (ICC)	National
7	Global Cement and Concrete Association	International
8	World Cement Association	International
9	Global Cement and Concrete Association, India	National
10	World Economic Forum	International

2. Provide details of corrective action taken or underway on any issues related to anticompetitive conduct by the entity, based on adverse orders from regulatory authorities.

Name of authority	Brief of the case	Corrective action taken
NIL	NIL	NIL

Leadership Indicators

1. Details of public policy positions advocated by the entity:

S. No.	Public policy advocated	Method resorted for such advocacy	Whether information available in public domain? (Yes/No)	Frequency of Review by Board (Annually/ Half yearly/ Quarterly / Others – please specify)	Web Link, if available
1	Renewable energy adoption, carbon emissions reduction in cement industry	raising voices	Yes, national seminars	Quarterly	NA
2	Fly Ash regulations and market dynamics	seminars, conferences, thru trade associations - GCCA, CII, FICCI	conferences participated	Quarterly	NA
3	Carbon Markets	Seminars, conferences and focused policy asks	Various platforms of CII, GCCA, FICCI, FMC,	Quarterly	NA
4	Green Procurement policies	National and international platforms, meeting with governmental departments, LEAD IT, FMC, World Economic Forum	Yes, the information may be available in the public domain	Quarterly	NA
5	Climate finance and low/ zero carbon economy transition	National and international platforms, meeting with governmental departments, LEAD IT, FMC, World Economic Forum	Yes, the information may be available in the public domain	Quarterly	NA

Principle 8: Businesses should promote inclusive growth and equitable development

Essential Indicators

1. Details of Social Impact Assessments (SIA) of projects undertaken by the entity based on applicable laws, in the current financial year.

Name and brief details of project	SIA Notification No.	Date of notification	Whether conducted by independent external agency (Yes / No)	Results communicated in public domain (Yes / No)	Relevant Web link
We have conducted EIAs for the greenfield and brownfield expansion of the capacity. SIA is part of the EIA process. Please refer to the manufactured capital section for details on EIAs conducted and follow the web-links of each EIA for further information.					

2. Provide information on project(s) for which ongoing Rehabilitation and Resettlement (R&R) is being undertaken by your entity, in the following format:

S. No.	Name of Project for which R&R is ongoing	State	District	No. of Project Affected Families (PAFs)	% of PAFs covered by R&R	Amounts paid to PAFs in the FY (In ₹)
We have conducted EIAs for the greenfield and brownfield expansion of the capacity. SIA is part of the EIA process. Please refer to the manufactured capital section for details on EIAs conducted and follow the web-links of each EIA for further information.						

3. Describe the mechanisms to receive and redress grievances of the community.
 Dalmia Bharat has various mechanisms to receive and redress grievance of the community. In plants we have complaint register the communities also follow formal channel and informal channels through CSR teams, external stakeholder groups and many more.
4. Percentage of input material (inputs to total inputs by value) sourced from suppliers:

	FY 2021-22
Directly sourced from MSMEs/ small producers	-
Sourced directly from within the district and neighbouring districts	DBL has Pan India operations with internal transfer within plants. We ensure to source all raw material is locally wherever feasible.

Leadership Indicators

1. Provide details of actions taken to mitigate any negative social impacts identified in the Social Impact Assessments (Reference: Question 1 of Essential Indicators above):

Details of negative social impact identified	Corrective action taken
We have conducted EIAs for the greenfield and brownfield expansion of the capacity. SIA is part of the EIA process. Please refer to the manufactured capital section for details on EIAs conducted and follow the web-links of each EIA for further information.	

2. Provide the following information on CSR projects undertaken by your entity in designated aspirational districts as identified by government bodies:

S. No.	State	Aspirational District	Amount spent (In ₹)
1	Andhra Pradesh	Kadapa	₹ 30.28 Lakhs

3. (a) Do you have a preferential procurement policy where you give preference to purchase from suppliers comprising marginalised /vulnerable groups? (Yes/No)
 (b) From which marginalised /vulnerable groups do you procure?
 (c) What percentage of total procurement (by value) does it constitute?
 No
4. Details of the benefits derived and shared from the intellectual properties owned or acquired by your entity (in the current financial year), based on traditional knowledge:

S. No.	Intellectual Property based on traditional knowledge	Owned/ Acquired (Yes/No)	Benefit shared (Yes / No)	Basis of calculating benefit share
Not Applicable				

5. Details of corrective actions taken or underway, based on any adverse order in intellectual property related disputes wherein usage of traditional knowledge is involved.

Name of authority	Brief of the Case	Corrective action taken
Not Applicable		

6. Details of beneficiaries of CSR Projects:

S. No.	CSR Project	No. of persons benefited from CSR Projects	% of beneficiaries from vulnerable and marginalised groups
1	SHG Members	11001	The beneficiaries of CSR projects are from all sections of the society in our area of influence.
2	DIKSHa Trainees	1659	
3	Farmer Producers Organisation	3282	
4	IBM Skillsbuild	0	
5	Gram Parivartan Project	40,375	
6	IGP Trainings (IITs/LEDP/MEDP/ SRI/ Silai School/ Bamboo Plantation/100SHGs initiative)	24,440	
7	Village Pond	1,305	
8	Check Dam	1,000	
9	Farm Pond	480	
10	Roof Rainwater Harvesting and Recharge well in Chirawa	1,065	
11	Adoption of Better Cultivation Practises - Chirawa	9,835	
12	Drip Irrigation	935	
13	Other Drinking water initiatives	1,000	
14	Climate Action - Energy	1,910	
15	Infrastructure - Community / School / Rural Haat	15,000	
16	Sanitation	1000	
17	HP WoW	5,850	
18	Health Care	35,880	
19	Mask - Frontline workers	3,000	

Principle 9: Businesses should engage with and provide value to their consumers in a responsible manner**Essential Indicators**

1. Describe the mechanisms in place to receive and respond to consumer complaints and feedback.

- Raised by customer to company official like Sales Officer or Tech Service Engineer.
- Raised to the channel partner with whom the customer is dealing
- Directly from customer to co. helpline number
- By sending email or on company website.

The complaint is gathered from customer in specific format which captures all details of complaint including Date of receipt, Product type, Brand, Manufacturing date, Week no., Quantity supplied, Quantity used, Date of supply, Invoice no., Dealer details, Location, District name, Nature of complaint, application area, detailed explanation of complaint, assistance provided in the past like strength test or mix design, whether sample collected, Third party or plant testing requirement.

The co. has proper response mechanism for consumer complaints which begins from formal receipt of the complaint, attending the complaint within a stipulated time frame (around 48 hours), identifying root cause of the problem, sample testing done at plant or third-party facility if required, findings shared with customer and complaint brought to closure. There is also an escalation matrix in place for handling complaints.

Corrective and preventive action measures taken by company: informing customer to follow better construction practices, proper usage of the product, better mix design, conducting performance trials, etc. If issues found at the product level, plant is involved at every step so that similar issues do not occur in future.

2. Turnover of products and/ services as a percentage of turnover from all products/service that carry information about:

	As a percentage to total turnover
Environmental and social parameters relevant to the product	All necessary information as per regulatory requirements are disclosed on all our products. Information on cement bags are governed as per BIS.
Safe and responsible usage	
Recycling and/or safe disposal	

3. Number of consumer complaints in respect of the following:

	FY 2021-22		
	Received during the year	Pending resolution at end of year	Remarks
Data privacy	Refer to the corporate governance report section of the IR		
Advertising			
Cyber-security			
Delivery of essential services			
Restrictive Trade Practices			
Unfair Trade Practices			
Other (Product related)	1705	60	Out of 60 open complaints 53 complaints are closed in April'22. Only 2 complaints more than 60 days.

4. Details of instances of product recalls on account of safety issues:

	Number	Reasons for recall
Voluntary recalls	None	Not Applicable
Forced recalls	None	Not Applicable

5. Does the entity have a framework/ policy on cyber security and risks related to data privacy? (Yes/No) If available, provide a web-link of the policy.

We are working on robust data security architecture and reporting mechanism. Please refer to corporate governance section of IR for more details.

6. Provide details of any corrective actions taken or underway on issues relating to advertising, and delivery of essential services; cyber security and data privacy of customers; re-occurrence of instances of product recalls; penalty / action taken by regulatory authorities on safety of products / services.

Since there are no complaints, there was no need for any corrective action. However, we always strive to ensure the best quality products are delivered to our customers and ensure all feedback from our stakeholders in considered in our business processes.

Leadership Indicators

1. Channels / platforms where information on products and services of the entity can be accessed (provide web link, if available).

Dalmia Cement Website - <https://www.dalmiacement.com/>
 Dalmia Delight – Dealer Loyalty Program - <https://www.dalmiadelight.com/>

2. Steps taken to inform and educate consumers about safe and responsible usage of products and/or services.

- On-site services for raw material testing and product application, through Technical Mobile Van.
- Site supervision services to educate customers on right construction methodologies and practices.
- Advise on good construction practices through meets, leaflets, brochures, etc.
- Training to mason and contractors on good construction practices.
- Sharing of Third-party test reports (if required) with customers and influencers.
- Knowledge Centre in Website - <https://www.dalmiacement.com/knowledge-centre/>
- Product usage tips released through social media
- Trainings by technical service department



3. Mechanisms in place to inform consumers of any risk of disruption/discontinuation of essential services.

We do not fall under Essential Services Maintenance.

4. Does the entity display product information on the product over and above what is mandated as per local laws? (Yes/No/Not Applicable)
If yes, provide details in brief.

We follow BIS regulations for the product packaging and information to be contained in the product packaging.

Did your entity carry out any survey with regard to consumer satisfaction relating to the major products / services of the entity, significant locations of operation of the entity or the entity as a whole? (Yes/No)

Yes, we carry out the customer satisfaction survey. It was conducted in FY 22.

5. Provide the following information relating to data breaches:

- a. Number of instances of data breaches along-with impact

We are working on robust data security architecture and reporting mechanism. Please refer to corporate governance section of IR for more details.

- b. Percentage of data breaches involving personally identifiable information of customers

None, reported. We are working on robust data security architecture and reporting mechanism. Please refer to corporate governance section of IR for more details.

Independent Auditor's Report

To the Members of Dalmia Bharat Limited

Report on the Audit of the Standalone Financial Statements

Opinion

1. We have audited the accompanying standalone financial statements of Dalmia Bharat Limited ('the Company'), which comprise the Balance Sheet as at 31 March 2022, the Statement of Profit and Loss (including Other Comprehensive Income), the Statement of Changes in Equity and the Statement of Cash Flows for the year then ended, and a summary of the significant accounting policies and other explanatory information.
2. In our opinion and to the best of our information and according to the explanations given to us, the aforesaid standalone financial statements give the information required by the Companies Act, 2013 ('the Act') in the manner so required and give a true and fair view in conformity with the Indian Accounting Standards ('Ind AS') specified under section 133 of the Act read with the Companies (Indian Accounting Standards) Rules, 2015 and other accounting principles generally accepted in India, of the state of affairs of the Company as at 31 March 2022, and its profit (including other comprehensive income), its cash flows and the changes in equity for the year ended on that date.

3. We conducted our audit in accordance with the Standards on Auditing specified under section 143(10) of the Act. Our responsibilities under those standards are further described in the Auditor's Responsibilities for the Audit of the Standalone Financial Statements section of our report. We are independent of the Company in accordance with the Code of Ethics issued by the Institute of Chartered Accountants of India ('ICAI') together with the ethical requirements that are relevant to our audit of the standalone financial statements under the provisions of the Act and the rules thereunder, and we have fulfilled our other ethical responsibilities in accordance with these requirements and the Code of Ethics. We believe that the audit evidence we have obtained is sufficient and appropriate to provide a basis for our opinion.

Key Audit Matter

4. Key audit matters are those matters that, in our professional judgment, were of most significance in our audit of the standalone financial statements of the current period. These matters were addressed in the context of our audit of the standalone financial statements as a whole, and in forming our opinion thereon, and we do not provide a separate opinion on these matters.

We have determined the matter described below to be the key audit matters to be communicated in our report.

Key audit matter	How our audit addressed the key audit matter
<p>Investments:</p> <p>Refer Note 5(i) and Note 7(i) of the standalone financial statements. The Company's investment portfolio represents substantial portion of the Company's total assets as at 31 March 2022. Out of total investment of ₹ 7,521 Crores, Company has investments of ₹ 6,780 Crores in subsidiaries being carried at cost in accordance with Ind AS 27, Separate Financial Statements and has other investments of ₹ 741 Crores, which are fair valued through profit/loss or other comprehensive income in accordance with Ind AS 109, Financial Instruments.</p> <p>Investment in Subsidiaries</p> <p>The Company assesses the recoverable amounts of each investment when impairment indicators exist by comparing the fair value (less costs of disposal) and carrying amount of the investment in subsidiaries as on the reporting date.</p> <p>Management's assessment of whether there are impairment indicators and estimate of the recoverable amounts of the identified investments may require significant management judgment and estimates. No impairment indicators have been identified by the management in the current year.</p> <p>Other investments</p> <p>Investment in equity instruments of other entities have been classified as fair valued through profit/loss ('FVTPL') or fair valued through other comprehensive income ('FVTOCI') based on the Company's business model of managing the financial assets and the contractual cash flows characteristics of the financial assets in accordance with Ind AS 109. Further, the Company has designated investments in mutual funds, bonds and other venture capital fund as at FVTPL.</p>	<p>Our audit included, but was not limited to, the following procedures:</p> <ol style="list-style-type: none"> a) Obtained an understanding of the management's process for recording transactions pertaining to purchase and sale of investments, classification, identification of impairment indicators and valuation of investments. b) Tested the design, implementation and operating effectiveness of Key controls over the existence, classification and valuation of the investments, including the Company's review and approval of the estimates and assumption used for such classification and valuation; c) Evaluated the accounting policy adopted by the Company for its appropriateness in accordance with applicable accounting standards, including Ind AS 109. d) Inspected source documents such as Statement of holdings from depository, independent confirmations from issuers of mutual funds etc., held in the name of the Company, to confirm existence and rights of the Company to such investment balance as disclosed to be outstanding as at 31 March 2022. e) Enquired from the management if there is any charge or lien created on such investments. f) For investment in listed entities, performed independent price check from relevant stock exchange used by Company's management to fair value their investments recognised at FVTPL or FVTOCI as per Ind AS 109. For unquoted investments, held in bonds, verified the NAV as at year end from statements / confirmations received from the issuing authority. g) Reviewed management's assessment of no impairment indicators noted for the investments held by the Company as at 31 March 2022. h) Tested on sample basis, the gain or loss recorded by the Company on transactions of sale during the year. i) Evaluated the adequacy of disclosures given in the standalone financial statements in accordance with applicable accounting standards.

Key audit matter	How our audit addressed the key audit matter
<p>For the purpose of determining fair value of aforesaid investments, the share price/NAV as at year-end of such investments has been considered by the management. With respect to aforesaid classification, refer Note 39 for a restatement done by the management in accordance with the principles of Ind AS 8, Accounting policies, Change in Accounting Estimates and Errors. This matter is also considered as fundamental to the understanding of the users of the standalone financial statements.</p> <p>Investments was considered to be one of the areas which required significant auditor attention and was one of the matters of most significance in the standalone financial statements considering the materiality of total value of investments to the standalone financial statements, and hence has been identified as a key audit matter for the current year audit.</p>	

Information other than the Standalone Financial Statements and Auditor's Report thereon

- The Company's Board of Directors are responsible for the other information. The other information comprises the information included in the Annual Report, but does not include the standalone financial statements and our auditor's report thereon.

Our opinion on the standalone financial statements does not cover the other information and we do not express any form of assurance conclusion thereon.

In connection with our audit of the standalone financial statements, our responsibility is to read the other information and, in doing so, consider whether the other information is materially inconsistent with the standalone financial statements or our knowledge obtained in the audit or otherwise appears to be materially misstated. If, based on the work we have performed, we conclude that there is a material misstatement of this other information, we are required to report that fact. We have nothing to report in this regard.

Responsibilities of Management and Those Charged with Governance for the Standalone Financial Statements

- The accompanying standalone financial statements have been approved by the Company's Board of Directors. The Company's Board of Directors are responsible for the matters stated in section 134(5) of the Act with respect to the preparation and presentation of these standalone financial statements that give a true and fair view of the financial position, financial performance including other comprehensive income, changes in equity and cash flows of the Company in accordance with the Ind AS specified under section 133 of the Act and other accounting principles generally accepted in India. This responsibility also includes maintenance of adequate accounting records in accordance with the provisions of the Act for safeguarding of the assets of the Company and for preventing and detecting frauds and other irregularities; selection and application of appropriate accounting policies; making judgments and estimates that are reasonable and prudent; and design, implementation and maintenance of adequate internal financial controls, that were operating effectively for ensuring the accuracy and completeness of the accounting records, relevant to the preparation and presentation of the standalone financial statements that give a true and fair view and are free from material misstatement, whether due to fraud or error.
- In preparing the standalone financial statements, the Board of Directors are responsible for assessing the Company's ability to continue as a going concern, disclosing, as applicable, matters

related to going concern and using the going concern basis of accounting unless the Board of Directors either intend to liquidate the Company or to cease operations, or has no realistic alternative but to do so.

- Those Board of Directors are also responsible for overseeing the Company's financial reporting process.

Auditor's Responsibilities for the Audit of the Standalone Financial Statements

- Our objectives are to obtain reasonable assurance about whether the standalone financial statements as a whole are free from material misstatement, whether due to fraud or error, and to issue an auditor's report that includes our opinion. Reasonable assurance is a high level of assurance, but is not a guarantee that an audit conducted in accordance with Standards on Auditing will always detect a material misstatement when it exists. Misstatements can arise from fraud or error and are considered material if, individually or in the aggregate, they could reasonably be expected to influence the economic decisions of users taken on the basis of these standalone financial statements.
- As part of an audit in accordance with Standards on Auditing, specified under section 143(10) of the Act we exercise professional judgment and maintain professional skepticism throughout the audit. We also:
 - Identify and assess the risks of material misstatement of the standalone financial statements, whether due to fraud or error, design and perform audit procedures responsive to those risks, and obtain audit evidence that is sufficient and appropriate to provide a basis for our opinion. The risk of not detecting a material misstatement resulting from fraud is higher than for one resulting from error, as fraud may involve collusion, forgery, intentional omissions, misrepresentations, or the override of internal control;
 - Obtain an understanding of internal control relevant to the audit in order to design audit procedures that are appropriate in the circumstances. Under section 143(3)(i) of the Act we are also responsible for expressing our opinion on whether the Company has adequate internal financial controls system with reference to standalone financial statements in place and the operating effectiveness of such controls;
 - Evaluate the appropriateness of accounting policies used and the reasonableness of accounting estimates and related disclosures made by management;
 - Conclude on the appropriateness of management's use of the going concern basis of accounting and, based on the audit evidence obtained, whether a material uncertainty

exists related to events or conditions that may cast significant doubt on the Company's ability to continue as a going concern. If we conclude that a material uncertainty exists, we are required to draw attention in our auditor's report to the related disclosures in the standalone financial statements or, if such disclosures are inadequate, to modify our opinion. Our conclusions are based on the audit evidence obtained up to the date of our auditor's report. However, future events or conditions may cause the Company to cease to continue as a going concern; and

- Evaluate the overall presentation, structure and content of the standalone financial statements, including the disclosures, and whether the standalone financial statements represent the underlying transactions and events in a manner that achieves fair presentation.
11. We communicate with those charged with governance regarding, among other matters, the planned scope and timing of the audit and significant audit findings, including any significant deficiencies in internal control that we identify during our audit.
 12. We also provide those charged with governance with a statement that we have complied with relevant ethical requirements regarding independence, and to communicate with them all relationships and other matters that may reasonably be thought to bear on our independence, and where applicable, related safeguards.
 13. From the matters communicated with those charged with governance, we determine those matters that were of most significance in the audit of the standalone financial statements of the current period and are therefore the key audit matters. We describe these matters in our auditor's report unless law or regulation precludes public disclosure about the matter or when, in extremely rare circumstances, we determine that a matter should not be communicated in our report because the adverse consequences of doing so would reasonably be expected to outweigh the public interest benefits of such communication.

Other Matter

14. The standalone financial statements of the Company for the year ended 31 March 2021 were audited by the predecessor auditor, S.S. Kothari Mehta & Company, who have expressed an unmodified opinion on those standalone financial statements vide their audit report dated 30 April 2021.

Report on Other Legal and Regulatory Requirements

15. As required by section 197(16) of the Act based on our audit, we report that the Company has paid remuneration to its directors during the year in accordance with the provisions of and limits laid down under section 197 read with Schedule V to the Act.
16. As required by the Companies (Auditor's Report) Order, 2020 ('the Order') issued by the Central Government of India in terms of section 143(11) of the Act we give in the Annexure I

a statement on the matters specified in paragraphs 3 and 4 of the Order, to the extent applicable.

17. Further to our comments in Annexure I, as required by section 143(3) of the Act based on our audit, we report, to the extent applicable, that:
 - a) We have sought and obtained all the information and explanations which to the best of our knowledge and belief were necessary for the purpose of our audit of the accompanying standalone financial statements;
 - b) in our opinion, proper books of account as required by law have been kept by the Company so far as it appears from our examination of those books;
 - c) The standalone financial statements dealt with by this report are in agreement with the books of account;
 - d) in our opinion, the aforesaid standalone financial statements comply with Ind AS specified under section 133 of the Act;
 - e) On the basis of the written representations received from the directors and taken on record by the Board of Directors, none of the directors is disqualified as on 31 March 2022 from being appointed as a director in terms of section 164(2) of the Act;
 - f) With respect to the adequacy of the internal financial controls with reference to standalone financial statements of the Company as on 31 March 2022 and the operating effectiveness of such controls, refer to our separate Report in Annexure II wherein we have expressed an unmodified opinion; and
 - g) With respect to the other matters to be included in the Auditor's Report in accordance with rule 11 of the Companies (Audit and Auditors) Rules, 2014 (as amended), in our opinion and to the best of our information and according to the explanations given to us:
 - i. the Company, as detailed in note 28 to the standalone financial statements, has disclosed the impact of pending litigation on its financial position as at 31 March 2022;
 - ii. the Company did not have any long-term contracts including derivative contracts for which there were any material foreseeable losses as at 31 March 2022;
 - iii. There has been no delay in transferring amounts, required to be transferred, to the Investor Education and Protection Fund by the Company during the year ended 31 March 2022;
 - iv. a. The management has represented that, to the best of its knowledge and belief, as disclosed in note 41(v) to the standalone financial statements, no funds have been advanced or loaned or invested (either from borrowed funds or securities premium or any other sources or kind of funds) by the Company to

- or in any person or entity, including foreign entities ('the intermediaries'), with the understanding, whether recorded in writing or otherwise, that the intermediary shall, whether, directly or indirectly lend or invest in other persons or entities identified in any manner whatsoever by or on behalf of the Company ('the Ultimate Beneficiaries') or provide any guarantee, security or the like on behalf the Ultimate Beneficiaries;
- b. The management has represented that, to the best of its knowledge and belief, as disclosed in note 41(vi) to the standalone financial statements, no funds have been received by the Company from any person or entity, including foreign entities ('the Funding Parties'), with the understanding, whether recorded in writing or otherwise, that the Company shall, whether directly or indirectly, lend or invest in other persons or entities identified in any manner whatsoever by or on behalf of the Funding Party ('Ultimate Beneficiaries') or provide any guarantee, security or the like on behalf of the Ultimate Beneficiaries; and
- c. Based on such audit procedures performed as considered reasonable and appropriate in the circumstances, nothing has come to our attention that causes us to believe that the management representations under sub-clauses (a) and (b) above contain any material misstatement.
- v. a. The Final Dividend paid by the Company during the year ended 31 March 2022 in respect of such dividend declared for the previous year is in accordance with section 123 of the Act to the extent it applies to the payment of dividend;
- b. The interim dividend declared and paid by the Company during the year ended 31 March 2022 and until the date of this audit report is in compliance with section 123 of the Act; and
- c. As stated in the note of the accompanying standalone financial statements, the Board of Directors of the Company have proposed final dividend for the year ended 31 March 2022 which is subject to the approval of the members at the ensuing Annual General Meeting. The dividend declared is in accordance with section 123 of the Act to the extent it applies to declaration of dividend.

For **Walker Chandiok & Co LLP**

Chartered Accountants

Firm's Registration No.: 001076N/N500013

Neeraj Sharma

Partner

Membership No.: 502103

UDIN: 22502103AIQNT06439

Place: Noida

Date: 9 May 2022

Annexure I

referred to in Paragraph 16 of the Independent Auditor's Report of even date to the members of Dalmia Bharat Limited on the standalone financial statements for the year ended 31 March 2022

In terms of the information and explanations sought by us and given by the Company and the books of account and records examined by us in the normal course of audit, and to the best of our knowledge and belief, we report that:

- (i) (a) (A) The Company has maintained proper records showing full particulars, including quantitative details and situation of property, plant and equipment and right of use assets.
- (B) The Company has maintained proper records showing full particulars of intangible assets.
- (b) The Company has a regular program of physical verification of its property, plant and equipment and right of use

assets under which the assets are physically verified in a phased manner over a period of 3 years, which in our opinion, is reasonable having regard to the size of the Company and the nature of its assets. In accordance with this program, certain property, plant and equipment were verified during the year and no material discrepancies were noticed on such verification.

- (c) The title deeds of all the immovable properties held by the Company (other than properties where the Company is the lessee and the lease agreements are duly executed in favour of the lessee) disclosed in the financial statements are held in the name of the Company, except for the following properties:

Description of property	Gross carrying value (in ₹ Crores)#	Held in name of	Whether promoter, director or their relative or employee	Period held	Reason for not being held in name of company
Land, Ballabgarh	7	Dalmia Cement (Bharat) Limited*	Not applicable	42 years	Refer note 1 below.
Building, Ballabgarh	1	Dalmia Cement (Bharat) Limited*	Not applicable	42 years	Refer note 1 below.
Building, Hansalaya - Delhi	47	Dalmia Cement (Bharat) Limited*	Not applicable	51 years	Refer note 1 and 2 below.
Building, Delhi	2	Dalmia Cement (Bharat) Limited*	Not applicable	35 years	Refer note 1 below.
Building, Jam Nagar	0	Dalmia Cement (Bharat) Limited*	Not applicable	36 years	Refer note 1 below.
Building, Mussoorie	2	Dalmia Cement (Bharat) Limited*	Not applicable	50 years	Refer note 1 below.
Building, Vaishali - Ghaziabad	4	Dalmia Cement (Bharat) Limited*	Not applicable	14 years	Refer note 1 below.
Building, Secunderabad	0	Dalmia Cement (Bharat) Limited*	Not applicable	31 years	Refer note 1 below.

*now known as Dalmia Bharat Sugar and Industries Limited (entity controlled / jointly controlled by key management personnel / director).

Amount mentioned as '0' is below rounding off threshold adopted by the Company.

Note-1: The Company is the legal owner of the aforesaid land and buildings. These land and buildings were transferred in the books of the Company by virtue of certain scheme of merger and amalgamation happened in the earlier years.

Note-2: The matter pertaining to building in which the property is situated is sub-judice before the Hon'ble Supreme Court. As per the settlement arrived between the Company and vendor, subject to the outcome of the matter before the Supreme Court, the conveyance deed shall be executed in favour of Company within one year of disposal of the matter by the Supreme Court.

- (d) The Company has not revalued its Property, Plant and Equipment, Right of Use assets or intangible assets during the year.
- (e) No proceedings have been initiated or are pending against the Company for holding any benami property under the Benami Transactions (Prohibition) Act, 1988 (45 of 1988) and rules made thereunder. Accordingly, reporting under clause 3(i)(e) of the Order is not applicable to the Company.
- (ii) (a) The Company does not hold any inventory. Accordingly, reporting under clause 3(ii)(a) of the Order is not applicable to the Company.
- (b) The Company has a working capital limit in excess of ₹ 5 Crores sanctioned by banks based on the security

of current assets. The quarterly returns/statements, in respect of the working capital limits have been filed by the Company with such banks and such returns/statements are in agreement with the books of account of the Company for the respective periods, which were subject to audit/review.

- (iii) (a) The Company has provided guarantee and loans to subsidiaries and other parties as per details given below:

Particulars	Loans (in ₹ Crores)	Guarantee (in ₹ Crores)
Aggregate amount during the year		
- Dalmia DSP Limited (Step down subsidiary)	98	
- Murli Industries Limited (Step down subsidiary)	404	
- Dalmia Power Limited (Subsidiary)	2	
- Others*	0	1
Balance outstanding as at balance sheet date		
- Dalmia DSP Limited (Step down subsidiary)	98	
- Murli Industries Limited (Step down subsidiary)	314	
- Others #	31	7

*Amount mentioned as '0' is below rounding off threshold adopted by the Company.

- (b) In our opinion and according to the information and explanation given to us, the terms and conditions of the grant of all loans, guarantees provided and investments made are, prima facie, not prejudicial to the interest of the Company. Further, the Company has not given any security or provided any advances in the nature of loans during the year.
- (c) In respect of loans granted by the Company, the schedule of repayment of principal and payment of interest has been stipulated and the repayments/receipts of principal and interest are regular, except for the following instance:

Name of the Entity	Amount due (in ₹ Crores)	Due date	Extent of delay	Remarks
Rewas Ports Limited	30	12 December 2019	2 years	Refer note below #

- (d) The total amount which is overdue for more than 90 days as at 31 March 2022 in respect of loans granted to such companies or other parties is as follows:

Particulars	Amount (in ₹ Crores)	No. of Cases	Remarks
Principal	30	1	Refer note below #
Interest	-	-	Considering the fact that the principal amount is overdue, the Company hasn't accrued interest w.e.f 1 April 2019.
Total	30	1	

Reasonable steps have been taken by the Company for recovery of such principal amounts and interest.

- (e) The Company has granted loan which had fallen due during the year and was repaid on or before the due date. Further, no fresh loans were granted to any party to settle the overdue loans.
- (f) The Company has granted loan which is repayable on demand as per details below:

Particulars	All Parties	Promoters	Related Parties
Aggregate of loans (in ₹ Crores) :			
- Repayable on demand #	30	-	-
Total	30	-	-
Percentage of loans above to the total loans	7%	-	

The management, basis the assessment of recoverability of loan, has impaired loan given to Rewas Ports Limited amounting to ₹ 30 Crores during the year ended 31 March 2022.

- (iv) In our opinion, and according to the information and explanations given to us, the Company has complied with the provisions of section 186 of the Act in respect of loans, investments, guarantees and security, as applicable. Further, the Company has not entered into any transaction covered under section 185.
- (v) In our opinion, and according to the information and explanations given to us, the Company has not accepted any deposits or there is no amount which has been considered as

deemed deposit within the meaning of sections 73 to 76 of the Act and the Companies (Acceptance of Deposits) Rules, 2014 (as amended). Accordingly, reporting under clause 3(v) of the Order is not applicable to the Company.

- (vi) The Central Government has not specified maintenance of cost records under sub-section (1) of section 148 of the Act, in respect of Company's products/business activity. Accordingly, reporting under clause 3(vi) of the Order is not applicable.
- (vii) (a) In our opinion, and according to the information and explanations given to us, the Company is regular in depositing undisputed statutory dues including goods and services tax, provident fund, employees' state insurance, income-tax, sales-tax, service tax, duty of customs, duty of excise, value added tax, cess and other material statutory dues, as applicable, with the appropriate authorities. Further, no undisputed amounts payable in respect thereof were outstanding at the year-end for a period of more than six months from the date they became payable.
- (b) According to the information and explanations given to us, there are no statutory dues referred to in subclause (a) above that have not been deposited with the appropriate authorities on account of any dispute.
- (viii) According to the information and explanations given to us, no transactions were surrendered or disclosed as income during the year in the tax assessments under the Income Tax Act, 1961 (43 of 1961) which have not been recorded in the books of accounts.
- (ix) (a) According to the information and explanations given to us, the Company has not defaulted in repayment of its loans or borrowings or in the payment of interest thereon to any lender.
- (b) According to the information and explanations given to us including confirmations received from banks and representation received from the management, and on the basis of our audit procedures, we report that the Company has not been declared a willful defaulter by any bank or financial institution or other lender.
- (c) In our opinion and according to the information and explanations given to us, the Company has not raised any money by way of term loans during the year and did not have any term loans outstanding at the beginning of the current year. Accordingly, reporting under clause 3(ix)(c) of the Order is not applicable to the Company.
- (d) In our opinion and according to the information and explanations given to us, and on an overall examination of the financial statements of the Company, funds raised by the Company on short term basis have not been utilised for long term purposes.
- (e) According to the information and explanations given to us and on an overall examination of the financial statements of the Company, the Company has not taken any funds from any entity or person on account of or to meet the obligations of its subsidiaries, associate or joint ventures.
- (f) According to the information and explanations given to us, the Company has not raised any loans during the year on the pledge of securities held in its subsidiaries, joint ventures or associate companies.

- (x) (a) The Company has not raised any money by way of initial public offer or further public offer (including debt instruments), during the year. Accordingly, reporting under clause 3(x)(a) of the Order is not applicable to the Company.
- (b) According to the information and explanations given to us, the Company has not made any preferential allotment or private placement of shares or (fully, partially or optionally) convertible debentures during the year. Accordingly, reporting under clause 3(x)(b) of the Order is not applicable to the Company.
- (xi) (a) To the best of our knowledge and according to the information and explanations given to us, no fraud by the Company or on the Company has been noticed or reported during the period covered by our audit.
- (b) No report under section 143(12) of the Act has been filed with the Central Government for the period covered by our audit.
- (c) The whistle blower complaints received by the Company during the year, as shared with us by the management have been considered by us while determining the nature, timing and extent of audit procedures.
- (xii) The Company is not a Nidhi Company and the Nidhi Rules, 2014 are not applicable to it. Accordingly, reporting under clause 3(xii) of the Order is not applicable to the Company.
- (xiii) In our opinion and according to the information and explanations given to us, all transactions entered into by the Company with the related parties are in compliance with sections 177 and 188 of the Act, where applicable. Further, the details of such related party transactions have been disclosed in the standalone financial statements, as required under Indian Accounting Standard (Ind AS) 24, Related Party Disclosures specified in Companies (Indian Accounting Standards) Rules 2015 as prescribed under section 133 of the Act.
- (xiv) (a) In our opinion and according to the information and explanations given to us, the Company has an internal audit system as required under section 138 of the Act which is commensurate with the size and nature of its business.
- (b) We have considered the reports issued by the Internal Auditors of the Company till date for the period under audit.
- (xv) According to the information and explanation given to us, the Company has not entered into any non-cash transactions with its directors or persons connected with them and accordingly, provisions of section 192 of the Act are not applicable to the Company.
- (xvi) (a) The Company is not required to be registered under section 45-IA of the Reserve Bank of India Act, 1934. Accordingly, reporting under clause 3(xvi) (a),(b) and (c) of the Order is not applicable to the Company.
- (d) Based on the information and explanations given to us and as represented by the management, the Group (as defined in Core Investment Companies (Reserve Bank) Directions, 2016) has 3 CICs as part of the Group.
- (xvii) The Company has not incurred any cash loss in the current as well as the immediately preceding financial year.
- (xviii) There has been no resignation of the statutory auditors during the year. Accordingly, reporting under clause 3(xviii) of the Order is not applicable to the Company.
- (xix) According to the information and explanations given to us and on the basis of the financial ratios, ageing and expected dates of realisation of financial assets and payment of financial liabilities, other information accompanying the standalone financial statements, nothing has come to our attention, which causes us to believe that any material uncertainty exists as on the date of the audit report that Company is not capable of meeting its liabilities existing at the date of balance sheet as and when they fall due within a period of one year from the balance sheet date. We, however, state that this is not an assurance as to the future viability of the company. We further state that our reporting is based on the facts up to the date of the audit report and we neither give any guarantee nor any assurance that all liabilities falling due within a period of one year from the balance sheet date, will get discharged by the company as and when they fall due.
- (xx) According to the information and explanations given to us, the Company does not have any unspent amount in respect of any ongoing or other than ongoing project as at the expiry of the financial year. Accordingly, reporting under clause 3(xx) of the Order is not applicable to the Company.
- (xxi) The reporting under clause 3(xxi) of the Order is not applicable in respect of audit of standalone financial statements of the Company. Accordingly, no comment has been included in respect of said clause under this report.

For **Walker Chandiook & Co LLP**

Chartered Accountants

Firm's Registration No.: 001076N/N500013

Neeraj Sharma

Partner

Membership No.: 502103

UDIN: 22502103AIQNT06439

Place: Noida

Date: 9 May 2022

Annexure II

to the Independent Auditor's Report of even date to the members of Dalmia Bharat Limited on the standalone financial statements for the year ended 31 March 2022

Independent Auditor's Report on the internal financial controls with reference to the standalone financial statements under Clause (i) of Sub-section 3 of Section 143 of the Companies Act, 2013 ('the Act')

1. In conjunction with our audit of the standalone financial statements of Dalmia Bharat Limited ('the Company') as at and for the year ended 31 March 2022, we have audited the internal financial controls with reference to financial statements of the Company as at that date.

Responsibilities of Management and Those Charged with Governance for Internal Financial Controls

2. The Company's Board of Directors is responsible for establishing and maintaining internal financial controls based on the internal financial controls with reference to financial statements established by the Company considering the essential components of internal control stated in the Guidance Note on Audit of Internal Financial Controls over Financial Reporting issued by the Institute of Chartered Accountants of India ('ICAI') (the "Guidance Note"). These responsibilities include the design, implementation and maintenance of adequate internal financial controls that were operating effectively for ensuring the orderly and efficient conduct of the Company's business, including adherence to the Company's policies, the safeguarding of its assets, the prevention and detection of frauds and errors, the accuracy and completeness of the accounting records, and the timely preparation of reliable financial information, as required under the Act.

Auditor's Responsibility for the Audit of the Internal Financial Controls with Reference to Financial Statements

3. Our responsibility is to express an opinion on the Company's internal financial controls with reference to financial statements based on our audit. We conducted our audit in accordance with the Standards on Auditing issued by the Institute of Chartered Accountants of India ('ICAI') prescribed under Section 143(10) of the Act, to the extent applicable to an audit of internal financial controls with reference to financial statements, and the Guidance Note on Audit of Internal Financial Controls Over Financial Reporting ('the Guidance Note') issued by the ICAI. Those Standards and the Guidance Note require that we comply with ethical requirements and plan and perform the audit to obtain reasonable assurance about whether adequate internal financial controls with reference to financial statements were established and maintained and if such controls operated effectively in all material respects.
4. Our audit involves performing procedures to obtain audit evidence about the adequacy of the internal financial controls with reference to financial statements and their operating effectiveness. Our audit of internal financial controls with reference to financial statements includes obtaining an understanding of such internal financial controls, assessing the risk that a material weakness exists, and testing and evaluating the design and operating effectiveness of internal control based on the assessed risk. The procedures selected depend on the auditor's judgement, including the assessment of the risks of material misstatement of the financial statements, whether due to fraud or error.
5. We believe that the audit evidence we have obtained is sufficient and appropriate to provide a basis for our audit

opinion on the Company's internal financial controls with reference to financial statements.

Meaning of Internal Financial Controls with Reference to Financial Statements

6. A company's internal financial controls with reference to financial statements is a process designed to provide reasonable assurance regarding the reliability of financial reporting and the preparation of financial statements for external purposes in accordance with generally accepted accounting principles. A company's internal financial controls with reference to financial statements include those policies and procedures that (1) pertain to the maintenance of records that, in reasonable detail, accurately and fairly reflect the transactions and dispositions of the assets of the company; (2) provide reasonable assurance that transactions are recorded as necessary to permit preparation of financial statements in accordance with generally accepted accounting principles, and that receipts and expenditures of the company are being made only in accordance with authorisations of management and directors of the company; and (3) provide reasonable assurance regarding prevention or timely detection of unauthorised acquisition, use, or disposition of the company's assets that could have a material effect on the financial statements.

Inherent Limitations of Internal Financial Controls with Reference to Financial Statements

7. Because of the inherent limitations of internal financial controls with reference to financial statements, including the possibility of collusion or improper management override of controls, material misstatements due to error or fraud may occur and not be detected. Also, projections of any evaluation of the internal financial controls with reference to financial statements to future periods are subject to the risk that the internal financial controls with reference to financial statements may become inadequate because of changes in conditions, or that the degree of compliance with the policies or procedures may deteriorate.

Opinion

8. In our opinion, the Company has, in all material respects, adequate internal financial controls with reference to financial statements and such controls were operating effectively as at 31 March 2022, based on the internal financial controls with reference to financial statements established by the Company considering the essential components of internal control stated in the Guidance Note on Audit of Internal Financial Controls over Financial Reporting issued by the Institute of Chartered Accountants of India ('ICAI') (the "Guidance Note").

For **Walker Chandio & Co LLP**
Chartered Accountants
Firm's Registration No.: 001076N/N500013

Neeraj Sharma
Partner

Membership No.: 502103
UDIN: 22502103AIQNT06439
Place: Noida
Date: 9 May 2022

Standalone Balance Sheet

as at March 31, 2022

All amounts stated are in ₹ Crore except wherever stated otherwise

Particulars	Notes	As at March 31, 2022	As at March 31, 2021 *	As at April 1, 2020 *
ASSETS				
Non-current assets				
Property, plant and equipment	2	67	66	70
Capital work-in-progress	3	-	1	1
Other intangible assets	4	0	0	0
Right-of-use assets	26	5	7	20
Intangible assets under development		-	-	1
Financial assets				
(i) Investments	5(i)	7,492	7,037	6,831
(ii) Loans	5(ii)	314	1	1
(iii) Other financial assets	5(iii)	1	1	2
Deferred tax assets (net)	12	-	-	13
Income tax assets (net)		76	55	61
Other non-current assets	6	0	0	1
Total non-current assets		7,955	7,168	7,001
Current assets				
Financial assets				
(i) Investments	7(i)	29	54	254
(ii) Trade receivables	7(ii)	9	13	17
(iii) Cash and cash equivalents	7(iii)	1	6	113
(iv) Bank balances other than (iii) above	7(iv)	5	5	17
(v) Loans	7(v)	98	489	303
(vi) Other financial assets	7(vi)	14	37	38
Other current assets	8	3	5	13
Total current assets		159	609	755
Total assets		8,114	7,777	7,756
EQUITY & LIABILITIES				
Equity				
Equity share capital	9	37	37	39
Other equity	10	7,956	7,463	7,646
Total equity		7,993	7,500	7,685
Liabilities				
Non-current liabilities				
Financial liabilities				
Lease liabilities	26	3	5	14
Provisions	11	33	28	26
Deferred tax liabilities (net)	12	56	7	-
Total non-current liabilities		92	40	40
Current liabilities				
Financial liabilities				
(i) Borrowings	13(i)	-	198	-
(ii) Lease liabilities	26	2	2	5
(iii) Trade payables	13(ii)			
- total outstanding dues of micro enterprises and small enterprises		-	-	0
- total outstanding dues of creditors other than micro enterprises and small enterprises		3	3	5
(iv) Other financial liabilities	13(iii)	8	9	9
Other current liabilities	14	10	11	6
Provisions	15	6	14	6
Total current liabilities		29	237	31
Total liabilities		121	277	71
Total equity and liabilities		8,114	7,777	7,756
* Restated (refer note 39)				
Significant accounting policies	1B			

The accompanying notes are an integral part of these standalone financial statements.
As per our report of even date

For Walker Chandio & Co LLP
Chartered Accountants
Firm Registration No. 001076N/N500013

Neeraj Sharma
Partner
Membership No.: 502103

Place : Noida
Date : May 9, 2022

For and on behalf of the Board of Directors of Dalmia Bharat Limited

Puneet Yadu Dalmia
Managing Director & CEO
DIN: 00022633

Dharmender Tuteja
Chief Financial Officer

Place: New Delhi
Date: May 9, 2022

Gautam Dalmia
Managing Director
DIN: 00009758

Dr. Sanjeev Gemawat
Group General Counsel and Company Secretary
Membership No. F 3669



Standalone Statement of Profit and Loss

for the year ended March 31, 2022

All amounts stated are in ₹ Crore except wherever stated otherwise

Particulars	Notes	Year ended March 31, 2022	Year ended March 31, 2021 *
Income			
Revenue from operations	16	135	148
Other income	17	214	41
Total income		349	189
Expenses			
Cost of raw materials consumed		-	-
Purchases of stock in trade		-	-
Changes in inventories of finished goods, work-in-progress and stock-in-trade		-	-
Employees benefits expense	18	90	86
Finance costs	19	4	11
Depreciation and amortisation expense	2(ii)	6	11
Other expenses	20	24	47
Total expenses		124	155
Profit before exceptional item and tax		225	34
Exceptional item (loss)	21	(30)	-
Profit before tax		195	34
Tax expense (refer note 12)			
Current tax		6	17
Deferred tax		(5)	(7)
Tax adjustments for earlier years		11	(1)
Total tax expense		12	9
Profit for the year		183	25
Other comprehensive income			
Items that will not be reclassified to profit or loss:			
- Re-measurement gain/ (loss) on defined benefit plans		(2)	1
- Change in fair value of financial instrument through other comprehensive income		434	205
- Income tax (charge) relating to above items		(49)	(13)
Other comprehensive income for the year, net of tax		383	193
Total comprehensive income for the year		566	218
Earnings per Share	22		
[Nominal value of Rupees 2 each]			
Basic (In Rupees)		9.75	1.33
Diluted (In Rupees)		9.74	1.33
* Restated (refer note 39)			
Significant accounting policies	1B		

The accompanying notes are an integral part of these standalone financial statements.
As per our report of even date

For Walker Chandio & Co LLP

Chartered Accountants

Firm Registration No. 001076N/N500013

Neeraj Sharma

Partner

Membership No.: 502103

For and on behalf of the Board of Directors of Dalmia Bharat Limited

Puneet Yadu Dalmia

Managing Director & CEO

DIN: 00022633

Gautam Dalmia

Managing Director

DIN: 00009758

Dharmender Tuteja

Chief Financial Officer

Dr. Sanjeev Gemawat

Group General Counsel and Company Secretary

Membership No. F 3669

Place : Noida

Date : May 9, 2022

Place: New Delhi

Date: May 9, 2022

Standalone Statement of Changes in Equity

for the year ended March 31, 2022

All amounts stated are in ₹ Crore except wherever stated otherwise

a. Equity share capital:

Particulars	No. of shares	Amount
Equity shares of Rupees 2 each issued, subscribed and fully paid		
As at April 1, 2020	19,29,58,553	39
Changes in equity share capital		
Shares bought back and extinguished during the year (note 9(a))	(61,66,540)	(1)
Shares issued on exercise of employee stock options (note 25)	3,25,500	0
As at March 31, 2021	18,71,17,513	37
Changes in equity share capital:		
Shares issued on exercise of employee stock options (note 25)	2,51,160	0
As at March 31, 2022	18,73,68,673	37

b. Other equity:

Particulars	Reserves and surplus						Other comprehensive income	Total other equity
	Securities premium	Capital reserve	General reserve	Retained earnings	Capital redemption reserve	Employee stock options outstanding	Equity instruments through OCI	
As at April 1, 2020	7,263	88	3	238	-	11	-	7,603
Changes in accounting policy or prior period errors (refer note 39)	-	-	-	-	-	-	43	43
Restated balance as at April 1, 2020	7,263	88	3	238	-	11	43	7,646
Profit for the year	-	-	-	25	-	-	-	25
Other comprehensive income (net of tax)								
Re-measurement gain on defined benefit plan	-	-	-	1	-	-	-	1
Change in fair value of financial instruments through OCI (refer note 39)	-	-	-	-	-	-	192	192
Total comprehensive income for the year	-	-	-	26	-	-	192	218
Premium on issue of employee stock options	5	-	-	-	-	-	-	5
Exercise of employee stock options	7	-	-	-	-	(7)	-	-
Employee stock option expense *	-	-	-	-	-	2	-	2
Amount paid upon buyback of equity shares (refer note 9(a))	(328)	-	-	-	-	-	-	(328)
Tax on buyback of equity shares (refer note 9(a))	(76)	-	-	-	-	-	-	(76)
Transaction costs for buyback of equity shares (refer note 9(a))	(3)	-	-	-	-	-	-	(3)
Amount transferred to capital redemption reserve upon buyback (refer note 9(a))	-	-	-	(1)	1	-	-	-
As at March 31, 2021	6,868	88	3	263	1	6	234	7,463

Standalone Statement of Changes in Equity

for the year ended March 31, 2022

All amounts stated are in ₹ Crore except wherever stated otherwise

Particulars	Reserves and surplus						Other comprehensive income	Total other equity
	Securities premium	Capital reserve	General reserve	Retained earnings	Capital redemption reserve	Employee stock options outstanding	Equity instruments through OCI	
Restated balance as at April 1, 2021	6,868	88	3	263	1	6	234	7,463
Profit for the year	-	-	-	183	-	-	-	183
Other comprehensive income (net of tax)								
Re-measurement (loss) on defined benefit plans	-	-	-	(2)	-	-	-	(2)
Change in fair value of financial instruments through OCI	-	-	-	-	-	-	385	385
Total comprehensive income for the year	-	-	-	181	-	-	385	566
Premium on issue of employee stock options	5	-	-	-	-	-	-	5
Exercise of employee stock options	6	-	-	-	-	(6)	-	-
Employee stock option expense *	-	-	-	-	-	21	-	21
Dividends paid (refer note 10)	-	-	-	(100)	-	-	-	(100)
As at March 31, 2022	6,879	88	3	344	1	21	620	7,956

* includes ₹ 20 (March 31, 2021: ₹ 2) granted to employees of a subsidiary company.

For description of the purposes of each reserve within equity, refer note 10 of these standalone financial statements.

The accompanying notes are an integral part of these standalone financial statements.

As per our report of even date

For Walker Chandio & Co LLP
Chartered Accountants
Firm Registration No. 001076N/N500013

Neeraj Sharma
Partner
Membership No.: 502103

Place : Noida
Date : May 9, 2022

For and on behalf of the Board of Directors of Dalmia Bharat Limited

Puneet Yadu Dalmia
Managing Director & CEO
DIN: 00022633

Dharmender Tuteja
Chief Financial Officer

Place: New Delhi
Date: May 9, 2022

Gautam Dalmia
Managing Director
DIN: 00009758

Dr. Sanjeev Gemawat
Group General Counsel and Company Secretary
Membership No. F 3669

Standalone Statement of Cash Flows

for the year ended March 31, 2022

All amounts stated are in ₹ Crore except wherever stated otherwise

Particulars	Year ended March 31, 2022	Year ended March 31, 2021
A. Cash flow from operating activities		
Profit before tax	195	34
Adjustments to reconcile profit before tax to net cash flows:		
Depreciation and amortisation expense	6	11
Exceptional item (loss) (refer note 21)	30	-
(Reversal) / provision for Impairment allowance	(3)	4
Expenses on employee stock option scheme	1	0
Dividend income	(193)	-
Finance costs	4	11
Interest income	(10)	(45)
(Gain)/ loss on change in fair value of investments measured at fair value through profit or loss	(1)	7
Profit on sale of current investments (net)	(9)	(2)
(Profit)/ loss on disposal of property, plant and equipment (net)	(0)	0
Gain on termination of leases	(1)	(1)
Operating profit before working capital changes	19	19
Adjustments for working capital changes :		
Decrease in trade receivables	4	4
Decrease in financial and other assets	6	2
(Decrease)/ increase in trade and other payables	(2)	1
(Decrease)/ increase in provisions	(5)	12
Cash generated from operations	22	38
Income tax (paid)/ refund (net)	(33)	2
Net cash flow from/ (used in) operating activities	(11)	40
B. Cash flow from investing activities		
Purchase of property, plant and equipment and intangibles	(3)	(1)
Proceeds from sale of property, plant and equipment	0	0
Proceeds from non current investments	0	-
Proceeds from sale of current investments (net)	35	195
Loan given to subsidiaries	(505)	(343)
Loan repaid by subsidiaries	551	159
Proceeds from maturity of deposits (having original maturity of more than three months)	0	12
Interest received	39	48
Dividend received	188	-
Net cash flow from investing activities	305	70

Standalone Statement of Cash Flows

for the year ended March 31, 2022

All amounts stated are in ₹ Crore except wherever stated otherwise

Particulars	Year ended March 31, 2022	Year ended March 31, 2021
C. Cash flow from financing activities		
Payment on buyback of equity shares	-	(329)
Tax on buyback of equity shares	-	(76)
Transaction costs for buyback of equity shares	-	(0)
Proceeds from issue of shares on exercise of stock options	5	5
(Repayment) of/ proceeds from short term borrowings	(198)	198
Interest paid	(4)	(11)
Payment of principal portion of lease liabilities	(2)	(4)
Dividends paid	(100)	-
Net cash flow (used in) financing activities	(299)	(217)
Net (decrease) in cash and cash equivalents (A+B+C)	(5)	(107)
Cash and cash equivalents at the beginning of the year	6	113
Cash and cash equivalents at the end of the year (refer note 7(iii))	1	6

Notes:

- (a) The above Cash Flow Statement has been prepared under the 'Indirect Method' as set out in the Indian Accounting Standard (Ind AS 7) 'Statement of Cash Flows'.
- (b) Changes in liabilities arising from financing activities:

Particulars	As at April 1, 2021	Cash flows	As at March 31, 2022
Current borrowings (refer note 13(i)) For lease liabilities, refer note 26	198	(198)	-

Particulars	As at April 1, 2020	Cash flows	As at March 31, 2021
Current borrowings (refer note 13(i)) For lease liabilities, refer note 26	-	198	198

The accompanying notes are an integral part of these standalone financial statements.
As per our report of even date

For Walker Chandio & Co LLP
Chartered Accountants
Firm Registration No. 001076N/N500013

Neeraj Sharma
Partner
Membership No.: 502103

Place : Noida
Date : May 9, 2022

For and on behalf of the Board of Directors of Dalmia Bharat Limited

Puneet Yadu Dalmia
Managing Director & CEO
DIN: 00022633

Dharmender Tuteja
Chief Financial Officer

Place: New Delhi
Date: May 9, 2022

Gautam Dalmia
Managing Director
DIN: 00009758

Dr. Sanjeev Gemawat
Group General Counsel and Company Secretary
Membership No. F 3669

Notes to Standalone Financial Statements

for the year ended March 31, 2022

All amounts stated are in ₹ Crore except wherever stated otherwise

Note 1

A. Corporate Information

Dalmia Bharat Limited ('the Company') is a public company domiciled in India and was incorporated on July 12, 2013 in the name of Odisha Cement Limited under the Companies Act, 1956 and as per the Scheme of Arrangement and Amalgamation approved by the NCLT, Chennai, the name of the Company was changed from Odisha Cement Limited to Dalmia Bharat Limited vide fresh certificate of incorporation dated April 15, 2019. Its equity shares are listed on National Stock Exchange (NSE) and Bombay Stock Exchange (BSE) in India. The registered office of the Company is located at Dalmiapuram Distt Tiruchirappalli Tamil Nadu- 621651.

The Company is primarily engaged in providing management services to its group companies.

The standalone financial statements for the year ended March 31, 2022 were authorised for issue in accordance with a resolution of the Board of Directors on May 9, 2022.

B. Significant accounting policies

(i) Basis of preparation

The standalone financial statements of the Company have been prepared in accordance with Indian Accounting Standards (Ind AS) notified under the Companies (Indian Accounting Standards) Rules, 2015 (as amended from time to time) and presentation requirements of Division II of Schedule III to the Companies Act, 2013, (Ind AS compliant Schedule III).

The standalone financial statements have been prepared on an accrual basis and under the historical cost convention, except for the following assets and liabilities which have been measured at fair value:

- Certain financial assets measured at fair value [refer accounting policy regarding financial instruments];
- Defined benefit plans - plan assets measured at fair value [refer accounting policy 1B(ii)(n)]; and
- Share based payments [refer accounting policy 1B(ii)(o)]

The standalone financial statements are presented in Indian Rupee (₹) and all the values are rounded off to the nearest Crore, except number of shares, face value of share, earning per share or wherever otherwise indicated. Wherever the amount represented ₹ '0' (zero) construes value less than Rupees fifty lakhs. Adding the individual figures may therefore not always result in the exact total given.

(ii) Summary of significant accounting policies

a. Business combinations

In accordance with Ind AS 101 provisions related to first time adoption, the Company had elected to apply Ind AS accounting for business combinations prospectively from the date of transition to Ind AS i.e. April 1, 2015. As such, Indian GAAP balances relating to business combinations entered into before that date have been carried forward with minimal adjustment. Business combination post April

1, 2015 has been accounted for as per the provisions of the Scheme of Arrangement and Amalgamation approved by Hon'ble National Company Law Tribunal (NCLT).

b. Current versus non-current classification

The Company presents assets and liabilities in the balance sheet based on current/ non-current classification. An asset is treated as current when it is:

- Expected to be realised or intended to be sold or consumed in normal operating cycle
- Held primarily for the purpose of trading
- Expected to be realised within twelve months after the reporting period, or
- Cash or cash equivalent unless restricted from being exchanged or used to settle a liability for at least twelve months after the reporting period

All other assets are classified as non-current.

A liability is current when:

- It is expected to be settled in normal operating cycle
- It is held primarily for the purpose of trading
- It is due to be settled within twelve months after the reporting period, or
- There is no unconditional right to defer the settlement of the liability for at least twelve months after the reporting period

The Company classifies all other liabilities as non-current.

Deferred tax assets and liabilities are classified as non-current assets and liabilities.

The operating cycle is the time between the acquisition of assets for processing and their realisation in cash and cash equivalents. The Company has identified twelve months as its operating cycle.

c. Investment in subsidiaries

Investment in subsidiaries are measured at cost in accordance with Ind AS 27.

A subsidiary is an entity that is controlled by the Company. Control is evidenced where the Company (a) has power over the investee, (b) it is exposed, or has rights, to variable returns from its involvement with the investee and (c) has the ability to affect those returns through its power over the investee. Power is demonstrated through existing rights that give the ability to direct relevant activities, which significantly affect the entity returns.

Any impairment loss required to be recognised in statement of profit and loss is in accordance with Ind AS 109.

On disposal of such investments, difference between the net disposal proceeds and carrying amount is recognised in the statement of profit and loss.

Notes to Standalone Financial Statements

for the year ended March 31, 2022

All amounts stated are in ₹ Crore except wherever stated otherwise

d. Foreign currencies

The Company's standalone financial statements are presented in Indian Rupees which is the Company's functional currency.

Transactions and balances

Foreign currency transactions are recorded, on initial recognition in the functional currency, by applying to the foreign currency amount the spot exchange rate between the functional currency and the foreign currency at the date of the transaction.

Monetary assets and liabilities denominated in foreign currencies are translated at the functional currency spot rates of exchange at the reporting date.

Exchange differences arising on settlement or translation of monetary items are recognised in statement of profit or loss.

Non-monetary items that are measured in terms of historical cost in a foreign currency are translated using the exchange rates at the dates of the initial transactions. Non-monetary items measured at fair value in a foreign currency are translated using the exchange rates at the date when the fair value is determined. The gain or loss arising on translation of non-monetary items measured at fair value is treated in line with the recognition of the gain or loss on the change in fair value of the item (i.e., translation differences on items whose fair value gain or loss is recognised in statement of profit or loss are also recognised in statement of profit or loss).

e. Fair value measurement

Fair value is the price that would be received to sell an asset or paid to transfer a liability in an orderly transaction between market participants at the measurement date. The fair value measurement is based on the presumption that the transaction to sell the asset or transfer the liability takes place either:

- In the principal market for the asset or liability, or
- In the absence of a principal market, in the most advantageous market for the asset or liability

The principal or the most advantageous market must be accessible by the Company.

The fair value of an asset or a liability is measured using the assumptions that market participants would use when pricing the asset or liability, assuming that market participants act in their economic best interest.

The Company uses valuation techniques that are appropriate in the circumstances and for which sufficient data are available to measure fair value, maximising the use of relevant observable inputs and minimising the use of unobservable inputs.

All assets and liabilities for which fair value is measured or disclosed in the standalone financial statements are categorised within the fair value hierarchy, described as follows, based on the lowest level input that is significant to the fair value measurement as a whole:

- Level 1 — Quoted (unadjusted) market prices in active markets for identical assets or liabilities
- Level 2 — Valuation techniques for which the lowest level input that is significant to the fair value measurement is directly or indirectly observable
- Level 3 — Valuation techniques for which the lowest level input that is significant to the fair value measurement is unobservable

For assets and liabilities that are recognised in the standalone financial statements on a recurring basis, the Company determines whether transfers have occurred between levels in the hierarchy by re-assessing categorisation (based on the lowest level input that is significant to the fair value measurement as a whole) at the end of each reporting period.

The Company's management determines the policies and procedures for both recurring fair value measurement, such as investments (other than investment in subsidiaries) measured at fair value.

External valuers are involved for valuation of significant assets and liabilities. The management selects external valuer on various criteria such as market knowledge, reputation, independence and whether professional standards are maintained by valuer. The management decides, after discussions with the Company's external valuers, which valuation techniques and inputs to use for each case.

At each reporting date, the management analyses the movements in the values of assets and liabilities which are required to be re-measured or re-assessed as per the Company's accounting policies. For this analysis, the management verifies the major inputs applied in the latest valuation by agreeing the information in the valuation computation to contracts and other relevant documents.

The management, in conjunction with the Company's external valuers, also compares the change in the fair value of each asset and liability with relevant external sources to determine whether the change is reasonable.

For the purpose of fair value disclosures, the Company has determined classes of assets and liabilities on the basis of the nature, characteristics and risks of the asset or liability and the level of the fair value hierarchy as explained above.

Notes to Standalone Financial Statements

for the year ended March 31, 2022

All amounts stated are in ₹ Crore except wherever stated otherwise

This note summarises accounting policy for fair value. Other fair value related disclosures are given in the relevant notes.

- Property, plant and equipment (note 2)
- Disclosures for valuation methods, significant estimates and assumptions (note 23)
- Financial instruments (including those carried at amortised cost) (note 30)
- Comparison of carrying value and fair value of financial instruments (note 30)
- Quantitative disclosures of fair value measurement hierarchy (note 31)

f. Revenue recognition

Revenue from contracts with customers is recognised when control of the goods and services are transferred to the customer at an amount that reflects the consideration to which the Company expects to be entitled in exchange for those goods and services. The Company has generally concluded that it is the principal in its revenue arrangements, because it typically controls the goods or services before transferring them to the customer.

Revenue is measured at the fair value of the consideration received or receivable taking into account the contractually defined terms of payment and net of taxes collected on behalf of the government such as goods and service tax, etc. Revenue is recognised to the extent it is probable that the economic benefits will flow to the Company and the revenue and costs, if applicable, can be measured reliably.

Revenue from services

Revenue from management services are recognised at the point in time i.e. as and when services are rendered.

Interest Income

For all debt instruments/ subsidies measured at amortised cost, interest income is recorded using the effective interest rate (EIR). EIR is the rate that exactly discounts the estimated future cash receipts over the expected life of the financial instrument/ subsidies or a shorter period, where appropriate, to the gross carrying amount of the financial asset or to the amortised cost of a financial liability. When calculating the effective interest rate, the Company estimates the expected cash flows by considering all the contractual terms of the financial instrument (for example, prepayment, extension, call and similar options) but does not consider the expected credit losses. Interest income is included in "other income" in the statement of profit and loss.

Dividends

Dividend income is recognised when the Company's right to receive dividend is established, which is generally when shareholders approve the dividend.

g. Income taxes

Tax expense comprises current income tax and deferred tax.

Current income tax

Current income-tax is measured at the amount expected to be paid to the tax authorities in accordance with the Income-tax Act, 1961 enacted in India. The tax rates and tax laws used to compute the amount are those that are enacted or substantively enacted, at the reporting date and includes any adjustment to tax payable in respect of previous years.

Current income tax relating to items recognised outside statement of profit or loss is recognised outside statement of profit or loss [either in other comprehensive income (OCI) or in equity]. Current tax items are recognised in correlation to the underlying transaction either in OCI or directly in equity. Management periodically evaluates positions taken in the tax returns with respect to situations in which applicable tax regulations are subject to interpretation and establishes provisions where appropriate.

Deferred tax

Deferred tax is provided using temporary differences between the tax bases of assets and liabilities and their carrying amounts for financial reporting purposes at the reporting date.

Deferred tax liabilities are recognised for all taxable temporary differences, except:

- When the deferred tax liability arises from the initial recognition of goodwill or an asset or liability in a transaction that is not a business combination and, at the time of the transaction, affects neither the accounting profit nor taxable profit or loss
- In respect of taxable temporary differences associated with investments in subsidiaries, associates and interests in joint ventures, when the timing of the reversal of the temporary differences can be controlled and it is probable that the temporary differences will not reverse in the foreseeable future

Deferred tax assets are recognised for all deductible temporary differences, the carry forward of unused tax credits and any unused tax losses. Deferred tax assets are recognised to the extent that it is probable that taxable profit will be available against which the deductible temporary differences, and the carry forward of unused tax credits and unused tax losses can be utilised, except:

- When the deferred tax asset relating to the deductible temporary difference arises from the initial recognition of an asset or liability in a transaction that is not a business combination and, at the time of the transaction, affects neither the accounting profit nor taxable profit or loss

Notes to Standalone Financial Statements

for the year ended March 31, 2022

All amounts stated are in ₹ Crore except wherever stated otherwise

- In respect of deductible temporary differences associated with investments in subsidiaries, associates and interests in joint ventures, deferred tax assets are recognised only to the extent that it is probable that the temporary differences will reverse in the foreseeable future and taxable profit will be available against which the temporary differences can be utilised

The carrying amount of deferred tax assets is reviewed at each reporting date and reduced to the extent that it is no longer probable that sufficient taxable profit will be available to allow all or part of the deferred tax asset to be utilised. Unrecognised deferred tax assets are re-assessed at each reporting date and are recognised to the extent that it has become probable that future taxable profits will allow the deferred tax asset to be recovered.

Deferred tax assets and liabilities are measured at the tax rates that are expected to apply in the year when the asset is realised or the liability is settled, based on tax rates (and tax laws) that have been enacted or substantively enacted at the reporting date.

Deferred tax relating to items recognised outside statement of profit or loss is recognised outside statement of profit or loss (either in other comprehensive income or in equity). Deferred tax items are recognised in correlation to the underlying transaction either in OCI or directly in equity.

Deferred tax assets and deferred tax liabilities are offset if a legally enforceable right exists to set off current tax assets against current tax liabilities and the deferred taxes relate to the same taxable entity and the same taxation authority.

Deferred tax assets include Minimum Alternate Tax ('MAT') paid in accordance with the tax laws, which gives future economic benefits in the form of adjustment to future income tax liability and is considered as an asset if it is probable that future taxable profit will be available against which these tax credit can be utilised. Accordingly, MAT is recognised as deferred tax asset in the balance sheet when it is highly probable that future economic benefit associated with it will flow to the Company. MAT credit is reviewed at each balance sheet date and written down to the extent the aforesaid convincing evidence no longer exists.

h. Property, plant and equipment

The Company has measured property, plant and equipment (PPE) except vehicle, furniture and fixture and office equipment at fair value as on transition date i.e. April 1, 2015 which has become its deemed cost. In respect of vehicle, furniture and fixture and office equipment, the Company has applied applicable Ind AS from a retrospective basis and arrived at the carrying value as per Ind AS as at transition date.

PPE are stated at cost, net of accumulated depreciation and accumulated impairment losses. Cost comprises the purchase price, including import duties and non-refundable purchase taxes, and any directly attributable cost of bringing the asset to its working condition for its intended use. Such cost includes the cost of replacing part of the plant and equipment and borrowing costs for long-term construction projects if the recognition criteria are met.

Subsequent expenditure related to an item of PPE is capitalised only when it is probable that future economic benefits associated with the item will flow to the Company.

Capital work-in-progress (CWIP)

Capital work in progress are stated at cost, net of impairment loss, if any. Assets in the course of construction are capitalised in capital work in progress account. At the point when an asset is capable of operating in the manner intended by management, the cost of construction is transferred to the appropriate category of property, plant and equipment.

Depreciation charge

Depreciation on property, plant and equipment is provided on a straight-line basis based on the estimated useful lives of an asset as prescribed under Schedule II to the Companies Act, 2013.

An item of property, plant and equipment and any significant part initially recognised is derecognised upon disposal or when no future economic benefits are expected from its use or disposal. Any gain or loss arising on de-recognition of the asset (calculated as the difference between the net disposal proceeds and the carrying amount of the asset) is included in the income statement when the asset is derecognised.

The residual values, useful lives and methods of depreciation of property, plant and equipment are reviewed at each financial year end and adjusted prospectively, if appropriate.

i. Other intangible assets

The Company had measured intangible assets at carrying value as recognised in the standalone financial statements as on transition date i.e. April 1, 2015, which became its deemed cost.

Intangible assets acquired separately are measured on initial recognition at cost. Following initial recognition, intangible assets are carried at cost less accumulated amortisation and accumulated impairment losses, if any.

Intangible assets with finite lives are amortised over the useful economic life and assessed for impairment whenever there is an indication that the intangible

Notes to Standalone Financial Statements

for the year ended March 31, 2022

All amounts stated are in ₹ Crore except wherever stated otherwise

asset may be impaired. The amortisation period and the amortisation method for an intangible asset with a finite useful life are reviewed at least at the end of each reporting period. Changes in the expected useful life or the expected pattern of consumption of future economic benefits embodied in the asset are considered to modify the amortisation period or method, as appropriate, and are treated as changes in accounting estimates. The amortisation expense on intangible assets with finite lives is recognised in the statement of profit and loss unless such expenditure forms part of carrying value of another asset.

Gains or losses arising from de recognition of an intangible asset are measured as the difference between the net disposal proceeds and the carrying amount of the asset and are recognised in the statement of profit or loss when the asset is derecognised.

A summary of amortisation policy applied to the Company's intangible assets is as below:

	Useful life	Amortisation method used
Computer software	3 to 5 years	On a straight line basis over its useful life
Intellectual property rights	3 years	On a straight line basis over its useful life

j. Borrowing costs

Borrowing costs directly attributable to the acquisition, construction or production of an asset that necessarily takes a substantial period of time to get ready for its intended use or sale are capitalised as part of the cost of the asset. All other borrowing costs are expensed in the period in which they occur.

Borrowing costs consist of interest and other costs that an entity incurs in connection with the borrowing of funds.

k. Leases

The Company assesses at contract inception whether a contract is, or contains, a lease. That is, if the contract conveys the right to control the use of an identified asset for a period of time in exchange for consideration.

Company as a lessee

The Company applies a single recognition and measurement approach for all leases, except for short-term leases and leases of low-value assets (refer note 1(B)(ii)(k)(iii) below). The Company recognises lease liabilities to make lease payments and right-of-use assets representing the right to use the underlying assets.

i) Right-of-use assets

The Company recognises right-of-use assets at the commencement date of the lease (i.e., the date the underlying asset is available for use). Right-of-use assets are measured at cost, less any accumulated depreciation and impairment losses, and adjusted

for any re-measurement of lease liabilities. The cost of right-of-use assets includes the amount of lease liabilities recognised, initial direct costs incurred, and lease payments made at or before the commencement date less any lease incentives received. Right-of-use assets are depreciated on a straight-line basis from the commencement date over the shorter of the lease term and the estimated useful lives of the assets, as follows:

Right-of-use assets	Lease term (in years)
Buildings	1 to 7 years
Vehicles	2 to 5 years

If ownership of the leased asset transfers to the Company at the end of the lease term or the cost reflects the exercise of a purchase option, depreciation is calculated using the estimated useful life of the asset.

The right-of-use assets are also subject to impairment. Refer to the accounting policies in section (I) Impairment of non-financial assets.

ii) Lease liabilities

At the commencement date of the lease, the Company recognises lease liabilities measured at the present value of lease payments to be made over the lease term. The lease payments include fixed payments (including in-substance fixed payments) less any lease incentives receivable, variable lease payments that depend on an index or a rate, and amounts expected to be paid under residual value guarantees. The lease payments also include the exercise price of a purchase option reasonably certain to be exercised by the Company and payments of penalties for terminating the lease, if the lease term reflects the Company exercising the option to terminate. Variable lease payments that do not depend on an index or a rate are recognised as expenses (unless they are incurred to produce inventories) in the period in which the event or condition that triggers the payment occurs.

In calculating the present value of lease payments, the Company uses its incremental borrowing rate at the lease commencement date because the interest rate implicit in the lease is not readily determinable. After the commencement date, the amount of lease liabilities is increased to reflect the accretion of interest and reduced for the lease payments made. In addition, the carrying amount of lease liabilities is re-measured if there is a modification, a change in the lease term, a change in the lease payments (e.g., changes to future payments resulting from a change in an index or rate used to determine such lease payments) or a change in the assessment of an option to purchase the underlying asset.

Notes to Standalone Financial Statements

for the year ended March 31, 2022

All amounts stated are in ₹ Crore except wherever stated otherwise

Lease liabilities and Right-of-use assets have been presented as a separate line in the balance sheet. Lease payments have been classified as cash used in financing activities.

iii) **Short-term leases and leases of low-value assets**

The Company has elected not to recognise right-of-use assets and lease liabilities for short term leases of all assets that have a lease term of 12 months or less and leases of low-value assets. The Company recognises the lease payments associated with these leases as an expense on a straight-line basis over the lease.

I. **Impairment of non-financial assets**

The Company assesses, at each reporting date, whether there is an indication that an asset may be impaired. If any indication exists, or when annual impairment testing for an asset is required, the Company estimates the asset's recoverable amount. An asset's recoverable amount is the higher of an asset's or cash-generating unit's (CGU) fair value less costs of disposal and its value in use. The recoverable amount is determined for an individual asset, unless the asset does not generate cash inflows that are largely independent of those from other assets or groups of assets. Where the carrying amount of an asset or CGU exceeds its recoverable amount, the asset is considered impaired and is written down to its recoverable amount.

In assessing value in use, the estimated future cash flows are discounted to their present value using a pre-tax discount rate that reflects current market assessments of the time value of money and the risks specific to the asset. In determining fair value less costs of disposal, recent market transactions are taken into account. If no such transactions can be identified, an appropriate valuation model is used. These calculations are corroborated by valuation multiples, quoted share prices for publicly traded companies or other available fair value indicators.

The Company bases its impairment calculation on detailed budgets and forecast calculations, which are prepared separately for each of the Company's cash-generating units to which the individual assets are allocated. These budgets and forecast calculations generally cover a period of five years. For longer periods, a long-term growth rate is calculated and applied to project future cash flows after the fifth year. To estimate cash flow projections beyond periods covered by the most recent budgets/ forecasts, the Company extrapolates cash flow projections in the budget using a steady or declining growth rate for subsequent years, unless an increasing rate can be justified. In any case, this growth rate does not exceed the long-term average growth rate for the products, industries, or country or countries in which the entity operates, or for the market in which the asset is used.

Impairment losses are recognised in the statement of profit and loss, if any.

An assessment is made at each reporting date to determine whether there is an indication that previously recognised impairment losses no longer exist or have decreased. If such indication exists, the Company estimates the asset's or CGU's recoverable amount. A previously recognised impairment loss is reversed only if there has been a change in the assumptions used to determine the asset's recoverable amount since the last impairment loss was recognised. The reversal is limited so that the carrying amount of the asset does not exceed its recoverable amount, nor exceed the carrying amount that would have been determined, net of depreciation, had no impairment loss been recognised for the asset in prior years. Such reversal is recognised in the statement of profit or loss.

m. **Provisions and contingent liabilities**

General

Provisions are recognised when the Company has a present obligation (legal or constructive) as a result of a past event, it is probable that an outflow of resources embodying economic benefits will be required to settle the obligation and a reliable estimate can be made of the amount of the obligation. The expense relating to a provision is presented in the statement of profit and loss.

If the effect of the time value of money is material, provisions are discounted using a current pre-tax rate that reflects, when appropriate, the risks specific to the liability. When discounting is used, the increase in the provision due to the passage of time is recognised as a finance cost.

Contingent liabilities

Contingent liability is a possible obligation that arises from past events whose existence will be confirmed by the occurrence or non-occurrence of one or more uncertain future events beyond the control of the Company or a present obligation that is not recognised because it is not probable that an outflow of resources will be required to settle the obligation. A contingent liability also arises in extremely rare cases where there is a liability that cannot be recognised because it cannot be measured reliably. The Company does not recognise a contingent liability but discloses its existence in the standalone financial statements.

n. **Retirement and other employee benefits**

Retirement benefits in the form of contribution to Statutory Provident Fund, Pension fund, Superannuation fund and National Pension Scheme are defined contribution schemes. The Company has no obligation, other than the contribution payable to the respective funds. The Company recognises contribution payable to these schemes as an expense, when an employee renders the related service. If the contribution payable to the scheme for service received before the balance sheet date exceeds the contribution already paid, the deficit payable

Notes to Standalone Financial Statements

for the year ended March 31, 2022

All amounts stated are in ₹ Crore except wherever stated otherwise

to the scheme is recognised as a liability after deducting the contribution already paid. If the contribution already paid exceeds the contribution due for services received before the balance sheet date, then excess is recognised as an asset to the extent that the pre-payment will lead to, for example, a reduction in future payment or a cash refund.

The Company operates three defined benefit plans for its employees, viz., gratuity, provident fund contribution to Dalmia Cement Provident Fund Trust and post-retirement medical benefits. The costs of providing benefits under these plans are determined on the basis of actuarial valuation at each year-end. Separate actuarial valuation is carried out for each plan using the projected unit credit method. Re-measurements, comprising of re-measurement gains and losses, the effect of the asset ceiling, excluding amounts included in net interest on the net defined benefit liability and the return on plan assets (excluding amounts included in net interest on the net defined benefit liability), are recognised immediately in the balance sheet with a corresponding debit or credit to retained earnings through OCI in the period in which they occur. Re-measurements are not reclassified to statement of profit or loss in subsequent periods.

Past service costs are recognised in statement of profit or loss on the earlier of:

- The date of the plan amendment or curtailment, and
- The date that the Company recognises related restructuring costs

Net interest is calculated by applying the discount rate to the net defined benefit liability or asset. The Company recognises the following changes in the net defined benefit obligation as an expense in the statement of profit and loss:

- Service costs comprising current service costs, past-service costs, gains and losses on curtailments and non-routine settlements; and
- Net interest expense or income

Current service cost is recognised within employee benefits expenses. Net interest expense or income is recognised within finance costs.

Accumulated leave, which is expected to be utilised within the next 12 months, is treated as short-term employee benefit. The Company measures the expected cost of such absences as the additional amount that it expects to pay as a result of the unused entitlement that has accumulated at the reporting date. The Company treats accumulated leave expected to be carried forward beyond twelve months, as long-term employee benefit

for measurement purposes. Such long-term compensated absences are provided for based on the actuarial valuation using the projected unit credit method at the year-end. Re-measurement gains/ losses are immediately taken to the statement of profit and loss and are not deferred.

o. Share-based payments

Certain employees (Senior Executives) of the Company receive remuneration in the form of share-based payments whereby employees render services as consideration for equity instruments (equity-settled transactions).

Equity-settled transactions

The cost of equity-settled transactions is determined by the fair value at the date when the grant is made using an appropriate valuation model.

The cost is recognised, together with a corresponding increase in Employee stock options outstanding in equity, over the period in which the performance and/or service conditions are fulfilled in employee benefits expense. The cumulative expense recognised for equity-settled transactions at each reporting date until the vesting date reflects the extent to which the vesting period has expired and the Company best estimate of the number of equity instruments that will ultimately vest. The statement of profit and loss expense or credit for a period represents the movement in cumulative expense recognised as at the beginning and end of that period and is recognised in employee benefits expense.

Service and non-market performance conditions are not taken into account when determining the grant date fair value of awards, but the likelihood of the conditions being met is assessed as part of the Company's best estimate of the number of equity instruments that will ultimately vest. Market performance conditions of Company are reflected within the grant date fair value.

No expense is recognised for awards that do not ultimately vest because non-market performance and/or service conditions have not been met. Where awards include a market or non-vesting condition, the transactions are treated as vested irrespective of whether the market or non-vesting condition is satisfied, provided that all other performance and/or service conditions are satisfied.

When the terms of an equity-settled award are modified, the minimum expense recognised is the expense had the terms had not been modified, if the original terms of the award are met. An additional expense is recognised for any modification that increases the total fair value of the share-based payment transaction, or is otherwise beneficial to the employee as measured at the date of modification.

Notes to Standalone Financial Statements

for the year ended March 31, 2022

All amounts stated are in ₹ Crore except wherever stated otherwise

The dilutive effect of outstanding options is reflected as additional share dilution in the computation of diluted earnings per share.

p. Earnings per Share

Basic earnings per share is calculated by dividing the net profit for the year attributable to equity shareholders by the weighted average number of equity shares outstanding during the year.

Diluted earnings per share adjusts the figures used in the determination of basic earnings per share to take into account the after income tax effect of interest and other financing costs associated with dilutive potential equity shares and the weighted average number of additional equity shares that would have been outstanding assuming the conversion of all dilutive potential equity shares.

q. Financial Instruments

A financial instrument is any contract that gives rise to a financial asset of one entity and a financial liability or equity instrument of another entity.

Financial assets

Initial recognition and measurement

Financial assets are classified, at initial recognition, as subsequently measured at amortised cost, fair value through other comprehensive income (OCI), and fair value through profit or loss.

The classification of financial assets at initial recognition depends on the financial asset's contractual cash flow characteristics and the Company's business model for managing them. The Company initially measures a financial asset at fair value plus, in the case of financial assets not recorded at fair value through profit or loss, transaction costs that are attributable to the acquisition of the financial asset. Purchases or sales of financial assets that require delivery of assets within a time frame established by regulation or convention in the market place (regular way trades) are recognised on the trade date, i.e., the date that the Company commits to purchase or sell the asset.

Subsequent measurement

For purposes of subsequent measurement, financial assets are classified in below mentioned categories:

- Financial assets at amortised cost (debt instruments)
- Financial assets designated at fair value through OCI with no recycling of cumulative gains and losses upon derecognition (equity instruments)
- Financial assets at fair value through profit or loss (FVTPL)

Financial assets at amortised cost (debt instruments)

A 'financial asset' is measured at the amortised cost if both the following conditions are met:

- The asset is held within a business model whose objective is to hold assets for collecting contractual cash flows, and
- Contractual terms of the asset give rise on specified dates to cash flows that are solely payments of principal and interest (SPPI) on the principal amount outstanding.

This category is the most relevant to the Company. After initial measurement, such financial assets are subsequently measured at amortised cost using the effective interest rate (EIR) method. Amortised cost is calculated by taking into account any discount or premium on acquisition and fees or costs that are an integral part of the EIR. The EIR amortisation is included in other income in the statement of profit or loss. The losses arising from impairment are recognised in the statement of profit or loss. This category generally applies to trade and other receivables.

Financial assets designated at fair value through OCI (equity instruments)

On initial recognition of an equity instrument that is not held for trading, the Company can elect to classify irrevocably its equity investments as equity instruments designated at fair value through OCI. The classification is determined on an instrument-by-instrument basis. Equity instruments which are held for trading are classified as at FVTPL.

Subsequently, these financial assets are measured at fair value with gains and losses arising from changes in fair value recognised in other comprehensive income. Gains and losses on these financial assets are never recycled from other comprehensive income to profit or loss, even on sale of investment. However, the Company may transfer the cumulative gain or loss within equity.

Dividends on these investments are recognised as 'other income' in the statement of profit and loss when the right of payment has been established, except when the Company benefits from such proceeds as a recovery of part of the cost of the financial asset, in which case, such gains are recorded in OCI. Equity instruments designated at fair value through OCI are not subject to impairment assessment.

The Company elected to classify irrevocably its listed equity investments under this category.

Notes to Standalone Financial Statements

for the year ended March 31, 2022

All amounts stated are in ₹ Crore except wherever stated otherwise

Financial assets at fair value through profit or loss (FVTPL)

Financial assets at FVTPL are carried in the balance sheet at fair value with net changes in fair value recognised in the statement of profit and loss.

Investment in equity instruments are classified at FVTPL, which the Company had not irrevocably elected to classify at fair value through OCI. Dividends on equity investments are recognised in the statement of profit and loss when the right of payment has been established.

Debt instruments, which do not meet the criteria for categorisation as at amortised cost or as FVTOCI, is classified as at FVTPL.

In addition, the Company may elect to designate a debt instrument, which otherwise meets amortised cost or FVTOCI criteria, as at FVTPL. However, such election is allowed only if doing so reduces or eliminates a measurement or recognition inconsistency (referred to as 'accounting mismatch'). The Company has designated investment in mutual funds, bonds and other venture capital fund as at FVTPL.

Derecognition

A financial asset is primarily derecognised when:

- The rights to receive cash flows from the asset have expired, or
- The Company has transferred its rights to receive cash flows from the asset or has assumed an obligation to pay the received cash flows in full without material delay to a third party under a 'pass-through' arrangement; and either (a) the Company has transferred substantially all the risks and rewards of the asset, or (b) the Company has neither transferred nor retained substantially all the risks and rewards of the asset, but has transferred control of the asset.

Impairment of financial assets

In accordance with Ind AS 109, the Company applies expected credit loss (ECL) model for measurement and recognition of impairment loss on the following financial assets and credit risk exposure:

- a) Financial assets that are debt instruments, and are measured at amortised cost e.g., loans, debt securities, deposits and bank balance.
- b) Trade receivables or any contractual right to receive cash or another financial asset that result from transactions that are within the scope of Ind AS 115.

The Company follows 'simplified approach' for recognition of impairment loss allowance on:

- Trade receivables

The application of simplified approach does not require the Company to track changes in credit risk. Rather, it recognises impairment loss allowance based on lifetime ECLs at each reporting date, right from its initial recognition.

For recognition of impairment loss on other financial assets and risk exposure, the Company determines that whether there has been a significant increase in the credit risk since initial recognition. The credit risk has not increased significantly, 12-month ECL is used to provide for impairment loss. However, if credit risk of customer has increased significantly, lifetime ECL is used. If, in a subsequent period, credit quality of the instrument improves such that there is no longer a significant increase in credit risk since initial recognition, then the entity reverts to recognising impairment loss allowance based on 12-month ECL.

Lifetime ECL are the expected credit losses resulting from all possible default events over the expected life of a financial instrument. The 12-month ECL is a portion of the lifetime ECL which results from default events that are possible within 12 months after the reporting date.

ECL is the difference between all contractual cash flows that are due to the Company in accordance with the contract and all the cash flows that the entity expects to receive (i.e., all cash shortfalls), discounted at the original EIR. When estimating the cash flows, the Company considers:

- All contractual terms of the financial instrument (including prepayment, extension, call and similar options) over the expected life of the financial instrument. However, in rare cases when the expected life of the financial instrument cannot be estimated reliably, then the entity is required to use the remaining contractual term of the financial instrument
- Cash flows from the sale of collateral held or other credit enhancements that are integral to the contractual terms

ECL impairment loss allowance (or reversal) recognised during the period is recognised as income/ expense in the statement of profit and loss. This amount is reflected under the head 'other expenses' in the statement of profit and loss.

The balance sheet presentation for various financial instruments is described below:

- Financial assets measured as at amortised cost and contractual revenue receivables: ECL is presented as an

Notes to Standalone Financial Statements

for the year ended March 31, 2022

All amounts stated are in ₹ Crore except wherever stated otherwise

allowance, i.e., as an integral part of the measurement of those assets in the balance sheet. The allowance reduces the net carrying amount. Until the asset meets write-off criteria, the Company does not reduce impairment allowance from the gross carrying amount.

Financial liabilities

Initial recognition and measurement

Financial liabilities are classified, at initial recognition, as financial liabilities at fair value through profit or loss, loans and borrowings, payables.

All financial liabilities are recognised initially at fair value and, in the case of loans and borrowings and payables, net of directly attributable transaction costs.

The Company's financial liabilities include trade and other payables and loans and borrowings.

Subsequent measurement

The measurement of financial liabilities depends on their classification, as described below:

Loans and borrowings

This is the category most relevant to the Company. After initial recognition, interest-bearing loans and borrowings are subsequently measured at amortised cost using the EIR method. Gains and losses are recognised in statement of profit or loss when the liabilities are derecognised as well as through the EIR amortisation process.

Amortised cost is calculated by taking into account any discount or premium on acquisition and fees or costs that are an integral part of the EIR. The EIR amortisation is included as finance costs in the statement of profit and loss.

This category generally applies to borrowings.

De-recognition

A financial liability is derecognised when the obligation under the liability is discharged or cancelled or expires. When an existing financial liability is replaced by another from the same lender on substantially different terms, or the terms of an existing liability are substantially modified, such an exchange or modification is treated as the de-recognition of the original liability and the recognition of a new liability. The difference in the respective carrying amounts is recognised in the statement of profit or loss.

Offsetting of financial instruments

Financial assets and financial liabilities are offset and the net amount is reported in the balance sheet if there is a currently enforceable legal right to offset the recognised amounts and there is an intention to settle on a net basis, to realise the assets and settle the liabilities simultaneously.

r. Segment reporting

Operating segments are reported in a manner consistent with the internal reporting provided to the Chief Operating Decision Maker.

Segment Accounting Policies

The Company prepares its segment information in conformity with the accounting policies adopted for preparing and presenting standalone financial statements of the Company as a whole.

s. Cash and cash equivalents

Cash and cash equivalent in the balance sheet comprise cash at banks and on hand and short-term deposits with an original maturity of three months or less, which are subject to an insignificant risk of changes in value.

For the purpose of the statement of cash flows, cash and cash equivalents consist of cash and short-term deposits, as defined above.

t. Cash dividend distribution to equity holders of the Company

The Company recognises a liability to make cash or non-cash distributions to equity holders of the Company when the distribution is authorised and the distribution is no longer at the discretion of the Company. As per the corporate laws in India, a distribution is authorised when it is approved by the shareholders. A corresponding amount is recognised directly in other equity. Interim dividends are recognised as a liability on the date of declaration by the Company's Board of directors.

u. Exceptional item

Exceptional item refers to items of income or expense within the statement of profit and loss from ordinary activities which are non-recurring and are of such size, nature or incidence that their separate disclosure is considered necessary to explain the performance of the Company.

C. Reclassifications consequent to amendments to Schedule III

The Ministry of Corporate Affairs amended the Schedule III to the Companies Act, 2013 on March 24, 2021 to increase the transparency and provide additional disclosures to users of financial statements. These amendments are effective from April 1, 2021.

Consequent to above, the Company has changed the classification/presentation of security deposits, in the current year.

Security deposits (which meet the definition of a financial asset as per Ind AS 32) have been included in 'other financial assets'

Notes to Standalone Financial Statements

for the year ended March 31, 2022

All amounts stated are in ₹ Crore except wherever stated otherwise

line item. Previously, these deposits were included in 'loans' line item.

The Company has reclassified comparative amounts to conform with current year presentation as per the requirements of Ind AS 1. The impact of such classifications is summarised below:

Balance Sheet (extract)	April 1, 2020 (as previously reported)	Increase/ (decrease)	April 1, 2020 (restated)
Loans (non-current)	3	(2)	1
Other financial assets (non-current)	-	2	2
Loans (current)	308	(5)	303
Other financial assets (current)	33	5	38

Balance Sheet (extract)	March 31, 2021 (as previously reported)	Increase/ (decrease)	March 31, 2021 (as restated)
Loans (non-current)	2	(1)	1
Other financial assets (non-current)	-	1	1
Loans (current)	495	(6)	489
Other financial assets (current)	31	6	37

D. Recent Accounting Pronouncement

Standards notified but not yet effective

Ministry of Corporate Affairs ("MCA") through Companies (Indian Accounting Standards) Amendment Rules, 2019 has notified certain amendments to existing Ind AS via notification

dated March 23, 2022. The same shall come into force from annual reporting period beginning on or after April 1, 2022 which the Company has not applied as they are not effective for annual period beginning on or after April 1, 2021.

Key synopsis are as under:

- Ind AS 16 Property, Plant and Equipment - For items produced during testing/ trial phase, clarification added that revenue generated out of the same shall not be recognised in statement of profit and loss and considered as part of cost of PPE.
- Ind AS 37 Provisions, Contingent Liabilities & Contingent Assets - Guidance on what constitutes cost of fulfilling contracts (to determine whether the contract is onerous or not) is included.
- Ind AS 103 - Business Combination - Reference to revised Conceptual Framework.
- Ind AS 109 Financial Instruments - The amendment clarifies which fees an entity includes when it applies the '10 per cent' test in assessing whether to derecognise a financial liability.

While preparing the financial statement for the year ended March 31, 2022, the above amendments are not considered for disclosure as standards notified by Ministry of Corporate Affairs, but not yet effective, in accordance with Ind AS.

Notes to Standalone Financial Statements

for the year ended March 31, 2022

All amounts stated are in ₹ Crore except wherever stated otherwise

2. Property, plant and equipment

Particulars	Freehold land	Buildings	Furniture and fixtures	Vehicles	Office equipment	Total
Deemed cost * / Cost						
As at April 1, 2020	18	56	3	5	1	83
Additions	-	-	-	-	0	0
Disposals	-	-	-	1	-	1
As at March 31, 2021	18	56	3	4	1	82
Additions	-	-	3	-	1	4
Disposals	-	-	2	1	0	3
As at March 31, 2022	18	56	4	3	1	83
Depreciation						
As at April 1, 2020	-	10	1	1	1	13
Charge for the year	-	2	1	0	1	4
Disposals	-	-	-	1	-	1
As at March 31, 2021	-	12	2	1	1	16
Charge for the year	-	2	0	0	0	3
Disposals	-	-	2	0	1	3
As at March 31, 2022	-	14	0	1	0	16
Net block						
As at March 31, 2022	18	42	4	2	1	67
As at March 31, 2021	18	44	1	3	0	66

* Refer note 1(B)(ii)(h)

Notes:

- (i). All the title deeds of property, plant and equipment (other than those where the Company is the lessee and lease arrangement are duly executed in favour of the lessee) are held in the name of Company, except as mentioned below:

Relevant line item in the Balance sheet	Description of item of property	Title deeds held in the name of	Whether title deed holder is a promoter, director or relative of promoter/ director or employee of promoter/ director	Property held since which date	Reason for not being held in the name of the Company	Gross carrying value as at March 31, 2022	Gross carrying value as at March 31, 2021
Property, plant and equipment	Land, Ballabgarh	Dalmia Cement (Bharat) Limited *	Promoter Group	1980	Refer note (i)(a) below	7	7
Property, plant and equipment	Building-Hansalaya, 11th & 12th floor, Delhi	Dalmia Cement (Bharat) Limited *	Promoter Group	1970 (11th floor), & 1974 (12th floor)	Refer note (i)(a) & (i)(b) below	47	47
Property, plant and equipment	Building, Vaishali, Ghaziabad	Dalmia Cement (Bharat) Limited *	Promoter Group	2008		4	4
Property, plant and equipment	Building- Delhi	Dalmia Cement (Bharat) Limited *	Promoter Group	1986		2	2
Property, plant and equipment	Building, Mussoorie	Dalmia Cement (Bharat) Limited *	Promoter Group	1971		2	2
Property, plant and equipment	Building- Ballabgarh	Dalmia Cement (Bharat) Limited *	Promoter Group	1980	Refer note (i)(a) below	1	1
Property, plant and equipment	Building, Jam Nagar	Dalmia Cement (Bharat) Limited *	Promoter Group	1985		0	0
Property, plant and equipment	Building, Secunderabad	Dalmia Cement (Bharat) Limited *	Promoter Group	1991		0	0

* now known as Dalmia Bharat Sugar and Industries Limited.

- (a) The Company is the legal owner of the aforesaid land and building. These land and building were transferred in the books of the Company by virtue of certain scheme of merger and amalgamation happened in the earlier years.

Notes to Standalone Financial Statements

for the year ended March 31, 2022

All amounts stated are in ₹ Crore except wherever stated otherwise

(b) The matter pertaining to building in which the property is situated is sub-judice before the Hon'ble Supreme Court. As per the settlement arrived between the Company and vendor, subject to the outcome of the matter before the Supreme Court, the conveyance deed shall be executed in favour of Company within one year of disposal of the matter by the Supreme Court.

(ii). Reconciliation of depreciation and amortisation expense:

Particulars	Year ended March 31, 2022	Year ended March 31, 2021
Depreciation and amortisation expense on:		
Property, plant and equipment (PPE)	3	4
Other intangible assets	0	2
Right-of-use assets (refer note 26)	2	5
As per PPE, Other intangible assets and Right-of-use assets Schedule	6	11

(iii) The Company has not revalued property, plant and equipments during the year.

3. Capital work-in-progress (CWIP)

Movement of capital work-in-progress

Particulars	As at March 31, 2022	As at March 31, 2021
Opening balance	1	1
Additions	3	0
Capitalised	4	-
Closing balance	-	1

Notes:

(i) Capital work-in-progress - Ageing Schedule

CWIP	Amount in CWIP for a period of				Total
	Less than 1 year	1-2 Years	2-3 Years	More than 3 Years	
As at March 31, 2021					
- Project in progress	1	0	-	-	1
- Project temporarily suspended	-	-	-	-	-
Total	1	0	-	-	1

(ii) There are no projects whose completion is overdue or has exceeded its cost compared to its original plan.

4. Other intangible assets

Particulars	Intellectual property rights	Computer software	Total
Cost			
As at April 1, 2020	0	1	1
Additions	-	2	2
As at March 31, 2021	0	3	3
Disposals	-	0	0
As at March 31, 2022	0	3	3
Amortisation			
As at April 1, 2020	0	1	1
Charge for the year	0	2	2
As at March 31, 2021	0	3	3
Charge for the year	0	0	0
Disposals	-	0	0
As at March 31, 2022	0	3	3
Net block			
As at March 31, 2022	0	0	0
As at March 31, 2021	0	0	0

Notes to Standalone Financial Statements

for the year ended March 31, 2022

All amounts stated are in ₹ Crore except wherever stated otherwise

5. Financial assets

(i) Non-current investments

Particulars	As at March 31, 2022	As at March 31, 2021
A. Investments in subsidiaries - at cost		
Equity shares (unquoted)		
31,40,45,267 (March 31, 2021: 31,40,45,267) Shares of ₹ 10/- each fully paid up in Dalmia Cement (Bharat) Limited #	6,779	6,758
5,00,000 (March 31, 2021: 5,00,000) Shares of ₹ 10/- each fully paid up in Dalmia Power Limited	1	1
B. Other investments		
(a) Investments measured at fair value through profit or loss		
(i) Equity shares (quoted)		
Nil (March 31, 2021: 250) Shares of ₹ 10/- each fully paid up in Haryana Financial Corporation *	-	0
(ii) Tax free bonds (quoted)		
2,472 Units (March 31, 2021: 2,472) of 8.30% NHAI tax free bonds	0	0
(iii) Investment in others		
1,188 (March 31, 2021: 1,188) Units of ₹ 23,930/- (March 31, 2021: ₹ 27,430/-) each fully paid up in Urban Infrastructure Opportunities Fund	1	1
(b) Investments measured at fair value through other comprehensive income		
Equity shares (quoted)		
1,48,29,764 (March 31, 2021: 1,48,29,764) Shares of ₹ 2/- each fully paid up in Dalmia Bharat Sugar and Industries Limited (refer note 39)**	711	277
	7,492	7,037
Aggregate book value of quoted investments	711	277
Aggregate market value of quoted investments	711	277
Aggregate book value of unquoted investments	6,781	6,760
Aggregate provision for diminution in value of investments	-	-

includes investment amount booked on account of stock options issued to employees of subsidiary company (refer note 25).

* The investment has been written off during the year since the value has been eroded.

** Investments at fair value through other comprehensive income (FVTOCI) reflect investment in quoted equity securities. These equity shares are designated as FVTOCI as they are not held for trading purpose and are not in similar line of business as the Company, thus disclosing their fair value change in profit or loss will not reflect the purpose of holding.

(ii) Loans

Particulars	As at March 31, 2022	As at March 31, 2021
(Unsecured, considered good)		
Loans to employees	0	1
Loans to a related party (refer note 29)	314	-
	314	1

Note: No loans or advances are due by directors or other officers of the Company or any of them either severally or jointly with any other person. Further, no loans or advances are due by firms or private companies in which any director is a partner, a director or a member.

(iii) Other financial assets

Particulars	As at March 31, 2022	As at March 31, 2021
(Unsecured, considered good)		
Security deposits	1	1
	1	1

6. Other non-current assets

Particulars	As at March 31, 2022	As at March 31, 2021
(Unsecured, considered good)		
Prepayments	0	0
	0	0

Notes to Standalone Financial Statements

for the year ended March 31, 2022

All amounts stated are in ₹ Crore except wherever stated otherwise

7. Financial assets

(i) Current investments

Particulars	As at March 31, 2022	As at March 31, 2021
Investments measured at fair value through profit and loss		
Units of debt schemes of various mutual funds (unquoted)	29	54
	29	54
Aggregate carrying value of unquoted investments	29	54
Aggregate amount of impairment in value of investment	-	-

(ii) Trade receivables

Particulars	As at March 31, 2022	As at March 31, 2021
Receivable from related parties (refer note 29)	9	13
	9	13
Break-up for security details :		
Trade receivables		
Secured, considered good	-	-
Unsecured, considered good	9	13
Trade receivables which have significant increase in credit risk	-	-
Trade receivables - credit impaired	-	-
	9	13

Note: No trade or other receivable are due from directors or other officers of the company either severally or jointly with any other person. Trade receivables are non-interest bearing and are generally on terms of 15 days.

Trade receivables ageing schedule as at March 31, 2022

S. No. Particulars	Outstanding for following periods from due date of payment							Total
	Unbilled	Not due	Less than 6 months	6 months- 1 year	1-2 years	2-3 years	More than 3 years	
Undisputed trade receivables:								
(a) - considered good	-	9	0	-	-	-	-	9
(b) - which have significant increase in credit risk	-	-	-	-	-	-	-	-
(c) - credit impaired	-	-	-	-	-	-	-	-
Total	-	9	0	-	-	-	-	9

The Company does not have any disputed trade receivables as at March 31, 2022.

Trade receivables ageing schedule as at March 31, 2021

S. No. Particulars	Outstanding for following periods from due date of payment							Total
	Unbilled	Not due	Less than 6 months	6 months- 1 year	1-2 years	2-3 years	More than 3 years	
Undisputed trade receivables:								
(a) - considered good	-	9	4	0	-	0	-	13
(b) - which have significant increase in credit risk	-	-	-	-	-	-	-	-
(c) - credit impaired	-	-	-	-	-	-	-	-
Total	-	9	4	0	-	0	-	13

The Company does not have any disputed trade receivables as at March 31, 2021.

Notes to Standalone Financial Statements

for the year ended March 31, 2022

All amounts stated are in ₹ Crore except wherever stated otherwise

(iii) Cash and cash equivalents

Particulars	As at March 31, 2022	As at March 31, 2021
Balances with banks :		
- On current accounts	1	5
Cash on hand	0	0
Cheques on hand	0	1
	1	6

At March 31, 2022, Company had available ₹ 23 (March 31, 2021: ₹ 5) of undrawn committed borrowing facilities.

For the purpose of the statement of cash flows, cash and cash equivalents comprise the following:

Particulars	As at March 31, 2022	As at March 31, 2021
Balances with banks:		
- On current accounts	1	5
Cash on hand	0	0
Cheques on hand	0	1
	1	6

(iv) Bank balances other than (iii) above

Particulars	As at March 31, 2022	As at March 31, 2021
Unclaimed/ unpaid dividend accounts	5	5
	5	5

(v) Loans

Particulars	As at March 31, 2022	As at March 31, 2021
(Unsecured, considered good unless otherwise stated)		
Loans to a related party (refer note 29)	98	458
Loans to employees	0	1
Loans to others:		
- Considered good	0	30
- Credit impaired	30	-
	30	30
Less: Impairment allowance (allowance for doubtful loans) (refer note 21)	(30)	-
	0	30
	98	489

Details of loans and advances in the nature of loans granted to promoters, directors, key managerial personnel and related parties (as defined under Companies Act, 2013) that are either repayable on demand or without specifying any terms or period of repayment:

Type of borrower	As at March 31, 2022		As at March 31, 2021	
	Amount of loan or advance in the nature of loan outstanding	% of total loans and advances in the nature of loans	Amount of loan or advance in the nature of loan outstanding	% of total loans and advances in the nature of loans
Related party - subsidiary				
Dalmia Power Limited	-	-	458	100.00%
Total loans and advances	412	100.00%	458	100.00%

Notes to Standalone Financial Statements

for the year ended March 31, 2022

All amounts stated are in ₹ Crore except wherever stated otherwise

(vi) Other financial assets

Particulars	As at March 31, 2022	As at March 31, 2021
(Unsecured, considered good unless otherwise stated)		
Security deposits		
- Considered good	7	6
- Credit impaired	-	3
	7	9
Less: Impairment allowance (allowance for doubtful deposit) (refer note 15(i))	-	(3)
	7	6
Interest receivable		
- From related parties (refer note 29)	2	28
- From others	0	3
Dividend receivable from a related party (refer note 29)	5	-
Other receivable	-	0
	14	37

8. Other current assets

Particulars	As at March 31, 2022	As at March 31, 2021
(Unsecured, considered good unless otherwise stated)		
Advance to suppliers		
- Unsecured, considered good	0	3
- Unsecured, considered doubtful	-	2
	0	5
Less: Impairment allowance (allowance for doubtful advances) (refer note 15(i))	-	(2)
	0	3
Prepayments	2	2
Balances with government authorities	1	-
Other receivable		
- Unsecured, considered good	-	0
- Unsecured, considered doubtful	1	-
	1	0
Less: Impairment allowance (allowance for doubtful advances)	(1)	-
	-	0
	3	5

9. Share capital

Particulars	As at March 31, 2022	As at March 31, 2021
Authorised share capital:		
1,59,55,00,000 (March 31, 2021: 1,59,55,00,000) Equity Shares of Rupees 2/- each	319	319
1,00,000 (March 31, 2021: 1,00,000) Preference Shares of Rupees 100/- each	1	1
5,00,00,000 (March 31, 2021: 5,00,00,000) Preference Shares of Rupees 10/- each	50	50
	370	370
Issued, subscribed and fully paid up :		
18,73,68,673 (March 31, 2021: 18,71,17,513) Equity Shares of Rupees 2/- each	37	37
	37	37

Notes to Standalone Financial Statements

for the year ended March 31, 2022

All amounts stated are in ₹ Crore except wherever stated otherwise

a. Reconciliation of equity shares outstanding at the beginning and at the end of the year:

Particulars	As at March 31, 2022		As at March 31, 2021	
	No. of shares	Amount	No. of shares	Amount
At the beginning of the year	18,71,17,513	37	19,29,58,553	39
Changes in equity share capital:				
Shares bought back and extinguished during the previous year *	-	-	(61,66,540)	(1)
Shares issued on exercise of employee stock options (refer note 25)	2,51,160	0	3,25,500	0
At the end of the year	18,73,68,673	37	18,71,17,513	37

* During the previous year, the Company had completed the buyback of 61,66,540 equity shares as approved by the Board of Directors on March 21, 2020. This resulted in total cash outflow of ₹ 408 (including ₹ 3 towards transaction costs for buyback and ₹ 76 towards tax on buyback). In line with requirement of the Companies Act, 2013, an amount of ₹ 407 was utilised from securities premium. Further, capital redemption reserve of ₹ 1 (representing the nominal value of the shares bought back) was created as an appropriation from retained earnings. Consequent to extinguishment of shares so bought back, the paid-up equity share capital of the Company reduced by ₹ 1 in previous year (refer note 10).

b. Terms/ rights attached to Equity Shares

The Company has only one class of equity shares having a face value of Rupees 2 per share. Each equity shareholder is entitled to one vote per share. The Company declares and pays dividends in Indian rupees. The dividend proposed by the Board of Directors is subject to the approval of shareholders in the ensuing Annual General Meeting, except in case of interim dividend which is paid as and when declared by the Board of Directors.

In the event of liquidation of the Company, the holders of equity shares will be entitled to receive remaining assets of the Company, after distribution of all preferential amounts. The distribution will be in proportion to the number of equity shares held by the shareholders.

c. Aggregate number of shares issued for consideration other than cash

Particulars	As at March 31, 2022	As at March 31, 2021
	No. of shares	No. of shares
Equity shares of Rupees 2 each fully paid up issued during the year 2018-19 to the shareholders of erstwhile Dalmia Bharat Limited and OCL India Limited pursuant to Scheme of Arrangement and Amalgamation	19,27,27,553	19,27,27,553

d. Details of shareholders holding more than 5% shares in the Company

Particulars	As at March 31, 2022		As at March 31, 2021	
	No. of shares	% holding	No. of shares	% holding
Rama Investment Company Private Limited	7,98,46,410	42.61%	7,98,46,410	42.67%
Sita Investment Company Limited	1,38,88,260	7.41%	1,38,88,260	7.42%

As per records of the Company, including its register of shareholders/ members and other declarations received from shareholders regarding beneficial interest, the above shareholding represents both legal and beneficial ownerships of shares.

e. Shares reserved for issue under options

Information related to DBL ESOP Scheme 2018, including details of options issued, exercised and lapsed during the financial year and options outstanding at the end of the reporting period, is set out in note 25.

Notes to Standalone Financial Statements

for the year ended March 31, 2022

All amounts stated are in ₹ Crore except wherever stated otherwise

f. Details of shares held by promoters:

S. No.	Promoter's Name	As at March 31, 2022			As at March 31, 2021		
		No. of shares of Rupees 2/- each	% of total shares	% change during the year	No. of shares of Rupees 2/- each	% of total shares	% change during the year
1.	Rama Investment Company Private Limited	7,98,46,410	42.61%	0.00%	7,98,46,410	42.67%	0.00%
2.	Sita Investment Company Limited	1,38,88,260	7.41%	0.00%	1,38,88,260	7.42%	0.00%
3.	J.H. Dalmia Trust	25,91,495	1.38%	0.00%	25,91,493	1.38%	0.00%
4.	Kavita Dalmia Parivar Trust	25,91,493	1.38%	0.00%	25,91,493	1.38%	0.00%
5.	Dalmia Bharat Sugar and Industries Limited	18,85,134	1.01%	0.00%	18,85,134	1.01%	0.00%
6.	Himshikhar Investment Limited	13,12,444	0.70%	0.00%	13,12,444	0.70%	0.00%
7.	MAJ Textiles Private Limited	12,90,773	0.69%	0.00%	12,90,773	0.69%	0.00%
8.	Dalmia Bharat Refractories Limited	6,98,952	0.37%	0.00%	6,98,952	0.37%	0.00%
9.	Shri Brahma Creation Trust	3,59,710	0.19%	0.00%	3,59,710	0.19%	0.00%
10.	Alirox Abrasives Limited	2,40,720	0.13%	0.00%	2,40,720	0.13%	0.00%
11.	Keshav Power Limited	26,100	0.01%	0.00%	26,100	0.01%	0.00%
12.	Shri Yadu Hari Dalmia C/o Y. H. Dalmia (HUF)	10	0.00%	0.00%	10	0.00%	0.00%
13.	Smt. Bela Dalmia	10	0.00%	0.00%	10	0.00%	0.00%
14.	Himgiri Commercial Limited	10	0.00%	0.00%	10	0.00%	0.00%
15.	Valley Agro Industries Limited	10	0.00%	0.00%	10	0.00%	0.00%
16.	Ku. Shrutipriya Dalmia C/o Shrutipriya Dalmia Trust	10	0.00%	0.00%	10	0.00%	0.00%
17.	Smt. Anupama Dalmia	2	0.00%	0.00%	2	0.00%	0.00%
18.	Smt. Kavita Dalmia	1	0.00%	0.00%	1	0.00%	0.00%
19.	Shri Gautam Dalmia	1	0.00%	0.00%	1	0.00%	0.00%
20.	Smt. Sukeshi Dalmia	1	0.00%	0.00%	1	0.00%	0.00%
21.	Smt. Vaidehi Dalmia	1	0.00%	0.00%	1	0.00%	0.00%
22.	Ku. Sumana Dalmia	1	0.00%	0.00%	1	0.00%	0.00%
23.	Shri Jai Hari Dalmia	-	-	(100.00%)	2	0.00%	0.00%
	Total	10,47,31,548	55.88%		10,47,31,548	55.95%	

10. Other equity

Particulars	As at March 31, 2022	As at March 31, 2021
A. Employee stock options outstanding		
Opening balance as per last financial statements	6	11
Add: Employee stock option expense *	21	2
Less: Transfer to securities premium on exercise of stock options	(6)	(7)
Closing balance	21	6
* includes ₹ 20 (March 31, 2021: ₹ 2) granted to employees of a subsidiary company.		
B. Securities premium		
Opening balance as per last financial statements	6,868	7,263
Less: Amount paid upon buyback of equity shares (refer note 9(a))	-	(328)
Less: Tax on buyback of equity shares (refer note 9(a))	-	(76)
Less: Transaction costs for buyback of equity shares (refer note 9(a))	-	(3)
Add: Premium on issue of employee stock options	5	5
Add: Amount transferred on exercise of stock options	6	7
Closing balance	6,879	6,868



Notes to Standalone Financial Statements

for the year ended March 31, 2022

All amounts stated are in ₹ Crore except wherever stated otherwise

Particulars	As at March 31, 2022	As at March 31, 2021
C. General reserve		
Opening balance as per last financial statements	3	3
Closing balance	3	3
D. Capital reserve		
Opening balance as per last financial statements	88	88
Closing balance	88	88
E. Capital redemption reserve		
Opening balance as per last financial statements	1	-
Add: Amount transferred from retained earnings upon buyback (refer note 9(a))	-	1
Closing balance	1	1
F. Retained earnings		
Opening balance as per last financial statements	263	238
Profit for the year	183	25
Items of OCI recognised directly in retained earnings		
- Re-measurement gain/ (loss) on defined benefit plans (net of tax)	(2)	1
	444	264
Less: Appropriations		
Dividends paid	100	-
Amount transferred to capital redemption reserve upon buyback (refer note 9(a))	-	1
Total appropriations	100	1
Closing balance	344	263
G. Other comprehensive income, net of tax		
Opening balance post restatement (refer note 39)	234	43
Add: Changes during the year	385	192
Closing balance	620	234
Total other equity	7,956	7,463
Distribution made and proposed		
Cash dividends on equity shares paid :		
Final dividend for the year ended on March 31, 2021: Rupees 1.33 per share (March 31, 2020: Rupees Nil per share) *	25	-
Interim dividend for the year ended on March 31, 2022: Rupees 4.00 per share (March 31, 2021: Rupees Nil per share) #	75	-
	100	-
Proposed dividend on equity shares:		
Final cash dividend for the year ended on March 31, 2022: Rupees 5.00 per share (March 31, 2021: Rupees 1.33 per share)	94	25
	94	25

Proposed dividend on equity shares is subject to approval at the Annual General Meeting and is not recognised as a liability as at March 31, 2022 and March 31, 2021.

* The Shareholders of the Company approved the final dividend of ₹ 1.33 per share in Annual General Meeting (AGM) held on September 29, 2021.

On October 27, 2021, the Board of Directors of the Company declared an interim dividend of ₹ 75 for the financial year 2021-22, which has been paid during the year 2021-22.

Description of nature and purpose of each reserve

- Employee stock options outstanding** - The employee stock options outstanding is used to recognise the grant date fair value of options issued to employees under Employee Stock Option Plan.
- Securities premium** - The amount received in excess of face value of the equity shares is recognised in securities premium reserve. In case of equity-settled share based payment transactions, the difference between fair value on grant date and nominal value of share is accounted as securities premium. The reserve is utilised in accordance with the specific provision of the Companies Act, 2013.

Notes to Standalone Financial Statements

for the year ended March 31, 2022

All amounts stated are in ₹ Crore except wherever stated otherwise

- (c) **General reserve**- The Company has transferred a portion of the net profit of the Company before declaring dividend to general reserve pursuant to the earlier provisions of Companies Act, 1956. Mandatory transfer to general reserve is not required under the Companies Act, 2013.
- (d) **Capital reserve** - Capital reserve was created partly due to reduction of face value of equity share and partly due to cancellation & extinguishment of equity and preference share capital held by Dalmia Cement (Bharat) Limited, pursuant to Scheme of Arrangement and Amalgamation sanctioned by Hon'ble NCLT.
- (e) **Capital redemption reserve** - Represents the nominal value of equity shares bought back pursuant to buyback in accordance with Section 69 of the Companies Act, 2013.
- (f) **Retained earnings**- Retained earnings are the profits that the Company has earned till date, less any transfers to general reserve, dividends or other distributions paid to shareholders. Retained earnings is a free reserve available to the Company.
- (g) **Equity instruments through Other Comprehensive income**- The Company has elected to recognise changes in the fair value of investments in equity instruments in other comprehensive income. These changes are accumulated within the 'Equity instruments through Other Comprehensive Income' within equity. The Company transfers amounts from this reserve to retained earnings when the relevant equity securities are derecognised.

11. Provisions

Particulars	As at March 31, 2022	As at March 31, 2021
Provision for gratuity (refer note 24)	28	23
Provision for post-retirement medical benefits (refer note 24)	0	0
Provision for leave encashment	5	5
	33	28

12. Income taxes

Particulars	Year ended March 31, 2022	Year ended March 31, 2021
(i) The major components of income tax expense for the years ended March 31, 2022 and March 31, 2021 are:		
Profit or loss section:		
Current income tax :		
Current income tax charge	6	17
Adjustment of tax relating to earlier years	6	(0)
Deferred tax :		
Relation to origination of temporary differences	(5)	(7)
Adjustment of tax relating to earlier years:		
- Remeasurement of deferred tax on account of new tax regime (net) *	6	-
- Others	(1)	(1)
Income tax expense reported in the statement of profit or loss	12	9
OCI section:		
Deferred tax related to items recognised in OCI during the year		
Net (gains)/ loss on re-measurement of defined benefit plans	(0)	(0)
Net (gain) on equity instrument through other comprehensive income	(49)	(13)
Income tax (expense) charged to OCI	(49)	(13)

Particulars	As at March 31, 2022	As at March 31, 2021
(ii) Reconciliation of tax expense and the accounting profit multiplied by India's domestic tax rate for March 31, 2022 and March 31, 2021:		
Accounting profit before tax	195	34
Applicable tax rate	25.17%	29.12%
Computed tax expense	49	9

Notes to Standalone Financial Statements

for the year ended March 31, 2022

All amounts stated are in ₹ Crore except wherever stated otherwise

Particulars	As at March 31, 2022	As at March 31, 2021
Adjustment of tax relating to earlier years		
- Remeasurement of deferred tax on account of new tax regime (net) *	6	-
- Others	5	(1)
Income set off against Chapter VI-A deduction	(49)	-
Other non-deductible expenses for tax purpose	1	1
Income tax reported in statement of profit and loss	12	9

* During the year, the Company has elected to exercise the option of reduced tax rate permitted under Section 115BAA of Income Tax Act, 1961. Consequently, net deferred tax charge of ₹ 6 has been recognised in tax expense as included under 'Tax adjustments for earlier years' for the year ended March 31, 2022 on account of expensing of MAT credit balance and offset by tax credit on account of re-measurement of net deferred tax liabilities as at April 1, 2021.

(iii) Deferred tax:

Deferred tax relates to the following:	Balance sheet		Statement of profit and loss	
	As at March 31, 2022	As at March 31, 2021	Year ended March 31, 2022	Year ended March 31, 2021
Deferred tax liabilities				
Property, plant and equipment (including other intangible assets)	11	13	(2)	(2)
Revaluation of FVTOCI investments to fair value	63	13	-	-
Total deferred tax liabilities	74	26	(2)	(2)
Deferred tax assets				
Expenditure debited in statement of profit and loss but allowable for tax purposes in subsequent years	9	9	0	(0)
Impairment allowance (for doubtful deposit and advance)	8	1	(7)	(1)
Others	1	3	2	(3)
MAT credit entitlement	-	6	6	-
Total deferred tax assets	18	19	1	(5)
Deferred tax (credit)			(1)	(7)
Deferred tax liabilities (net)	56	7		
Reconciliation of deferred tax liabilities/ (assets) (net):				
Opening balance as at the beginning of the year	7	(13)		
Tax (credit) during the year recognised in profit or loss	(6)	(7)		
Tax expense during the year recognised in OCI	49	13		
Reversal of MAT credit entitlement	6	14		
Closing balance as at the end of the year	56	7		

The Company offsets tax assets and liabilities if and only if it has a legally enforceable right to set off current tax assets and current tax liabilities and the deferred tax assets and deferred tax liabilities relate to income taxes levied by the same tax authority.

13. Financial liabilities

(i) Borrowings

Particulars	As at March 31, 2022	As at March 31, 2021
Unsecured		
Commercial papers	-	198
	-	198

Commercial papers were re-payable in three months and carried interest rate in the range of 3.90% p.a. to 3.99% p.a. The same has been repaid during the year.

(ii) Trade payables

Particulars	As at March 31, 2022	As at March 31, 2021
Total outstanding dues of micro enterprises and small enterprises (refer note 34)	-	-
Total outstanding dues of creditors other than micro enterprises and small enterprises *	3	3
	3	3

* includes due to related parties ₹ 0 (March 31, 2021: ₹ 0) (refer note 29).

For maturity profile of trade payables and other financial liabilities, refer note 32.

Notes to Standalone Financial Statements

for the year ended March 31, 2022

All amounts stated are in ₹ Crore except wherever stated otherwise

Trade payables ageing schedule as on March 31, 2022

S. No.	Particulars	Unbilled	Not due	Outstanding for following periods from due date of payment				Total
				Less than 1 year	1-2 years	2-3 years	More than 3 years	
Undisputed trade payables:								
(a)	Micro enterprises and small enterprises	-	-	-	-	-	-	-
(b)	Others	2	0	1	0	0	0	3
	Total	2	0	1	0	0	0	3

The Company does not have any disputed trade payables as at March 31, 2022.

Trade payables ageing schedule as on March 31, 2021

S. No.	Particulars	Unbilled	Not due	Outstanding for following periods from due date of payment				Total
				Less than 1 year	1-2 years	2-3 years	More than 3 years	
Undisputed trade payables:								
(a)	Micro enterprises and small enterprises	-	-	-	-	-	-	-
(b)	Others	2	0	1	0	0	-	3
	Total	2	0	1	0	0	-	3

The Company does not have any disputed trade payables as at March 31, 2021.

(iii) Other financial liabilities

Particulars	As at March 31, 2022	As at March 31, 2021
Unclaimed/ unpaid dividend *	5	5
Liability for capital expenditure **	1	-
Accrued employee liabilities ***	1	3
Directors' commission payable (refer note 29)	1	1
Other payables	0	0
	8	9

* There is no amount required to be credited to Investor Education and Protection Fund.

** including dues of micro enterprises and small enterprises of ₹ 1 (March 31, 2021: ₹ Nil) (refer note 34).

*** includes payable to related parties of ₹ 0 (March 31, 2021: ₹ 2) (refer note 29).

14. Other current liabilities

Particulars	As at March 31, 2022	As at March 31, 2021
Other liabilities		
- Statutory dues *	8	9
- Others	2	2
	10	11

* includes due to related parties ₹ 0 (March 31, 2021: ₹ 0) (refer note 29).

Notes to Standalone Financial Statements

for the year ended March 31, 2022

All amounts stated are in ₹ Crore except wherever stated otherwise

15. Provisions

Particulars	As at March 31, 2022	As at March 31, 2021
Provision for gratuity (refer note 24)	4	5
Provision for leave encashment	2	3
Provision for post-retirement medical benefits (refer note 24)	0	0
Provision for contingencies (refer note below)	-	6
	6	14

Note:

Movement of provision for contingencies during the year as under:

Particulars	As at March 31, 2022	As at March 31, 2021
Opening balance	6	-
Additions	-	6
Utilised/ reversed	(6)	-
Closing balance	-	6

- (i) The Company had made provision amounting to ₹ 6 in respect of probable contingent liabilities on the assessment that the probability of paying this amount is high, along with provision for doubtful deposit and advance aggregating ₹ 4 included in note 7(vi) and 8 above, with respect to one of the vendor for providing services. During the year ended March 31, 2022, the Company has fully settled this liability and correspondingly, reversed these provisions and the net impact has been accounted for in the statement of profit and loss.

16. Revenue from operations

Particulars	Year ended March 31, 2022	Year ended March 31, 2021
Management service charges	135	148
Other operating revenue	0	0
	135	148

16.1 Disaggregated revenue information

Set out below is the disaggregation of the Company's revenue from customers

Particulars	Year ended March 31, 2022	Year ended March 31, 2021
Management service charges	135	148
	135	148

16.2 Contract balances

The following table provides information about receivables from customers

Particulars	As at March 31, 2022	As at March 31, 2021
Receivables		
Trade receivables	9	13

Notes to Standalone Financial Statements

for the year ended March 31, 2022

All amounts stated are in ₹ Crore except wherever stated otherwise

16.3 Reconciling the amount of revenue recognised in the statement of profit and loss with the contracted price:

Particulars	Year ended March 31, 2022	Year ended March 31, 2021
Revenue as per contracted price	135	148
Adjustments:		
Discount	-	-
Revenue from contracts with customers	135	148

17. Other income

Particulars	Year ended March 31, 2022	Year ended March 31, 2021
Interest income	10	45
Interest income from other financial assets at amortised cost	0	0
Dividend income (refer note 29)	193	-
Gains/ (losses) on financial instruments measured at fair value through profit or loss (net):		
- Profit on sale of current investments (net)	9	2
- On change of fair value of investments measured at fair value through profit or loss	1	(7)
Liabilities no longer required written back	-	0
Miscellaneous receipts	1	1
	214	41

18. Employees benefits expense

Particulars	Year ended March 31, 2022	Year ended March 31, 2021
Salaries, wages and bonus	80	77
Contribution to provident and other funds	6	6
Gratuity expense (refer note 24)	2	2
Post-retirement medical benefits (refer note 24)	-	0
Expenses on employee stock option scheme (refer note 25)	1	0
Workmen and staff welfare expenses	1	1
	90	86

19. Finance costs

Particulars	Year ended March 31, 2022	Year ended March 31, 2021
Interest cost		
- On short term borrowings at amortised cost	2	4
- On defined benefit obligations (net) (refer note 24)	2	3
- On lease liabilities (refer note 26)	0	1
- On others (including interest on income tax ₹ Nil (March 31, 2021: ₹ 3))	0	3
	4	11

Notes to Standalone Financial Statements

for the year ended March 31, 2022

All amounts stated are in ₹ Crore except wherever stated otherwise

20. Other expenses

Particulars	Year ended March 31, 2022	Year ended March 31, 2021
Repairs and maintenance - others	3	2
Rent	0	0
Rates and taxes	0	0
Insurance	0	11
Professional charges	11	11
Advertisement and publicity	0	0
Travelling and conveyance	1	1
Advances/ assets written off	0	-
(Reversal)/ provision for impairment allowance	(3)	4
Provision for contingencies	-	6
Corporate social responsibility expenses (refer note (i) below)	1	1
Directors sitting fees (refer note 29)	0	0
Loss on disposal of property, plant and equipment (net)	-	0
Miscellaneous expenses (refer note (ii) below) *	11	11
	24	47

* net of reversal of provision for contingencies of ₹ 6 (March 31, 2021: ₹ Nil).

Notes:

(i) Disclosure in respect of Corporate social responsibility (CSR) expenses:

Particulars	Year ended March 31, 2022	Year ended March 31, 2021
(a) Gross amount required to be spent by the Company during the year	1	1
(b) Amount approved by the Board to be spent during the year	1	1
(c) Amount spent during the year on *:		
(i) Construction/ acquisition of any asset	-	-
(ii) On purposes other than (i) above	1	1
(d) Excess amount spent on CSR as per Section 135(5) of Companies Act, 2013:		
(i) Opening balance	-	-
(ii) Amount required to be spent during the year	1	-
(iii) Amount spent during the year	1	-
(iv) Closing balance **	0	-
(e) Total of previous year shortfall	-	-
(f) Reason for shortfall	N.A.	N.A.
(g) Nature of CSR activities	Social infrastructure project	Social infrastructure project

* includes ₹ 1 (March 31, 2021: ₹ 1) paid to related party (refer note 29).

** Asset has been recognised on the amount spent in excess of CSR liability.

Notes to Standalone Financial Statements

for the year ended March 31, 2022

All amounts stated are in ₹ Crore except wherever stated otherwise

(ii) Remuneration paid to auditors (included under Miscellaneous expenses):

Particulars	Year ended March 31, 2022	Year ended March 31, 2021
As auditor		
i) Statutory audit fee (₹ 36 lakhs (March 31, 2021: ₹ 20 lakhs))	0	0
ii) Tax audit fee (₹ 3 lakhs (March 31, 2021: ₹ 2 lakhs))	0	0
iii) Limited review fee (₹ 18 lakhs (March 31, 2021: ₹ 8 lakhs))	0	0
In other capacity		
i) Certification fee (₹ 2 lakhs (March 31, 2021: ₹ 3 lakhs))	0	0

21. Exceptional item

Particulars	Year ended March 31, 2022	Year ended March 31, 2021
Impairment loss on loan given to others (refer note below)	(30)	-
	(30)	-

Note: The Company had extended unsecured loan of ₹ 30 to a non-related party for general corporate purpose in the earlier years. The management basis the risk of recoverability of loan has considered impairment loss of ₹ 30 and the same is considered as an exceptional item in the financial statements for the year ended March 31, 2022.

22. Earnings Per Share

Particulars	Year ended March 31, 2022	Year ended March 31, 2021
Basic EPS		
Net profit for calculation of basic earnings (₹)	183	25
Total number of equity shares outstanding at the end of the year	18,73,68,673	18,71,17,513
Weighted average number of equity shares for basic EPS (Nos.)	18,71,56,857	18,75,20,749
Basic earnings per share (In Rupees)	9.75	1.33
Diluted EPS		
Net profit for calculation of Diluted EPS (₹)	183	25
Weighted average number of equity shares for basic EPS (Nos.)	18,71,56,857	18,75,20,749
Effect of dilution:		
Share options (Nos.)	1,97,065	2,73,228
Weighted average number of equity shares for diluted EPS (Nos.)	18,73,53,922	18,77,93,977
Diluted earnings per share (In Rupees)	9.74	1.33

Notes to Standalone Financial Statements

for the year ended March 31, 2022

All amounts stated are in ₹ Crore except wherever stated otherwise

23. Disclosure of significant accounting judgements, estimates and assumptions

The preparation of the Company's standalone financial statements requires management to make judgements, estimates and assumptions that affect the reported amounts of revenues, expenses, assets and liabilities, and the accompanying disclosures, and the disclosure of contingent liabilities. Uncertainty about these assumptions and estimates could result in outcomes that require a material adjustment to the carrying amount of assets or liabilities affected in future periods.

Judgements

In the process of applying the Company's accounting policies, management has made the following judgement, which have the most significant effect on the amounts recognised in the standalone financial statements:

Determining the lease term of contracts with renewal and termination options - Company as lessee

The Company determines the lease term as the non-cancellable term of the lease, together with any periods covered by an option to extend the lease if it is reasonably certain to be exercised, or any periods covered by an option to terminate the lease, if it is reasonably certain not to be exercised.

The Company has several lease contracts that include extension and termination options. The Company applies judgement in evaluating whether it is reasonably certain whether or not to exercise the option to renew or terminate the lease. That is, it considers all relevant factors that create an economic incentive for it to exercise either the renewal or termination. After the commencement date, the Company reassesses the lease term if there is a significant event or change in circumstances that is within its control and affects its ability to exercise or not to exercise the option to renew or to terminate (e.g., construction of significant leasehold improvements or significant customisation to the leased asset).

Estimates and assumptions

The key assumptions concerning the future and other key sources of estimation uncertainty at the reporting date, that have a significant risk of causing a material adjustment to the carrying amounts of assets and liabilities within the next financial year, are described below. The Company based its assumptions and estimates on parameters available when the standalone financial statements were prepared. Existing circumstances and assumptions about future developments, however, may change due to market changes or circumstances arising that are beyond the control of the Company. Such changes are reflected in the assumptions when they occur.

Share-based payments

The Company initially measures the cost of equity-settled transactions with employees using Black-Scholes model to determine the fair value of the liability incurred. Estimating fair value for equity-based payment transactions requires determination of the most appropriate valuation model, which is dependent on the terms and conditions of the grant. This estimate also requires determination of the most appropriate inputs to the valuation model including the expected life of the share option, volatility, risk free rate, expected dividend yield, market price and exercise price and making assumptions about them. For equity-settled share-based payment transactions, the liability needs to be disclosed at the carrying amount at end of each reporting period up to the date of settlement. The assumptions and models used for estimating fair value for share-based payment transactions are disclosed in note 25. Change in assumptions for estimating fair value of share-based payment transactions is expected to have insignificant impact on income statement.

Income taxes

Significant management judgement is required to determine the amount of deferred tax assets that can be recognised, based upon the likely timing and the level of future taxable profits together with future tax planning strategies.

Further details on taxes are disclosed in note 12.

Defined benefit plans

The cost of the defined benefit gratuity plan, post-retirement medical benefits and other defined benefit plan and the present value of the obligation of defined benefit plans are determined using actuarial valuations. An actuarial valuation involves making various assumptions that may differ from actual developments in the future. These include the determination of the discount rate, expected rate of return on assets, future salary increases and mortality rates. Due to the complexities involved in the valuation and its long-term nature, a defined benefit obligation is highly sensitive to changes in these assumptions. All assumptions are reviewed at each reporting date.

The parameter most subject to change is the discount rate. In determining the appropriate discount rate, the management considers the interest rates of government bonds where remaining maturity of such bond correspond to expected term of defined benefit obligation.

The mortality rate is based on mortality rates from Indian Assures Lives Mortality 2012-14. Those mortality tables tend to change only at interval in response to demographic changes. Future salary increases and gratuity increases are based on expected future inflation rates.

Notes to Standalone Financial Statements

for the year ended March 31, 2022

All amounts stated are in ₹ Crore except wherever stated otherwise

Further details about the defined benefit plans are given in note 24.

Fair value measurement of financial instruments

When the fair values of financial assets and financial liabilities recorded in the balance sheet cannot be measured based on quoted prices in active markets, their fair value is measured using valuation techniques including the DCF model. The inputs to these models are taken from observable markets where possible, but where this is not feasible, a degree of judgement is required in establishing fair values. Judgements include considerations of inputs such as liquidity risk, credit risk and volatility. Changes in assumptions about these factors could affect the reported fair value of financial instruments. See note 30 and 31 for further disclosures.

Property, plant and equipment

The Company uses its technical expertise along with historical and industry trends for determining the economic life of an asset. The useful lives are reviewed by management periodically and revised, if appropriate. In case of a revision, the unamortised depreciable amount is charged over the remaining useful life of the assets.

Impairment of property, plant and equipment

Impairment exists when the carrying value of an asset or cash generating unit exceeds its recoverable amount, which is the higher of its fair value less costs of disposal and its value in use. The fair value less costs of disposal calculation is based on available data from binding sales transactions, conducted at arm's length, for similar assets or observable market prices less incremental costs for disposing of the asset. The value in use calculation is based on a DCF model. The cash flows are derived based on remaining useful life of the respective assets. The recoverable amount is sensitive to the discount rate used for the DCF model as well as the expected future cash-inflows and the growth rate used for extrapolation purposes.

There are no impairment losses recognised for the years ended March 31, 2022 and March 31, 2021.

Impairment of financial assets

The impairment provisions for financial assets are based on assumptions about risk of default and expected loss rates. The Company uses judgement in making these assumptions and selecting the inputs to the impairment calculation, based on the Company's past history, existing market conditions as well as forward looking estimates at the end of each reporting period.

24. Gratuity and other post employment benefit plans

(a) Gratuity

The Company has a defined benefit gratuity plan. The gratuity is governed by the Payment of Gratuity Act, 1972 ('the Act'). Under the Act, employee who has completed five years of service is entitled to gratuity on departure at 15 days salary (last drawn salary) for each completed year of service. The Scheme is funded through Gratuity Fund Trust with an insurance company in the form of a qualifying insurance policy. The Trust is responsible for the administration of the plan assets and for the determination of investment strategy. The Company makes provision of such gratuity asset/ liability in the books of account on the basis of actuarial valuation carried out by an independent actuary.

(b) Provident fund ('PF')

The Company contributes provident fund liability to Dalmia Cement Provident Fund Trust. As per the applicable accounting standard, provident funds set up by the employers, which require interest shortfall to be met by the employer, needs to be treated as defined benefit plan. The actuarial valuation of Provident Fund was carried out in accordance with the guidance note issued by Actuarial Society of India for measurement of provident fund liabilities and a provision has been recognised in respect of future anticipated shortfall with regard to interest rate obligation as at the balance sheet date.

The following tables summarize the components of net employee benefit expenses recognised in the Statement of Profit and Loss and the funded status and amounts recognised in the balance sheet for the above mentioned plan.

Notes to Standalone Financial Statements

for the year ended March 31, 2022

All amounts stated are in ₹ Crore except wherever stated otherwise

(c) Post-retirement medical benefits plan ('PRMB')

The Company provides post-retirement medical benefits to its certain retired employees. The plan is not funded by the Company.

Net benefit expense (recognised in profit or loss)

Particulars	Gratuity		PF		PRMB	
	2021-22	2020-21	2021-22	2020-21	2021-22	2020-21
Service cost	2	2	5	6	-	0
Net interest cost/ (income) on benefit obligation	2	2	(0)	1	0	-
Net benefit expense	4	4	5	7	0	0

Change in the defined benefit obligation and fair value of plan assets as at March 31, 2022

Particulars	Gratuity			PF			PRMB		
	Defined benefit obligation	Fair value of plan assets	Net obligation	Defined benefit obligation	Fair value of plan assets	Net obligation	Defined benefit obligation	Fair value of plan assets	Net obligation
	(A)	(B)	(A-B)	(A)	(B)	(A-B)	(A)	(B)	(A-B)
April 1, 2021 (1)	31	3	28	79	78	1	0	-	0
Service cost (2)	2	-	2	5	-	5	-	-	-
Net interest expense/ (income) (3)	2	0	2	5	5	(0)	0	-	0
Sub-total included in profit or loss (2+3)=(4)	4	0	4	10	5	5	0	-	0
Re-measurements									
Return on plan assets (excluding amounts included in net interest expense) (5)	-	(0)	0	-	2	(2)	-	-	-
(Gain)/ loss from changes in demographic assumptions (6)	(0)	-	(0)	-	-	-	0	-	0
(Gain)/ loss from changes in financial assumptions (7)	(1)	-	(1)	(0)	-	(0)	(0)	-	(0)
Experience (gains)/ losses (8)	2	-	2	2	-	2	0	-	0
Sub-total (5+6+7+8)=(9)	1	(0)	1	2	2	(0)	0	-	0
Expense/ (income) included in OCI out of (9) above	1	(0)	1	-	-	-	0	-	0
Contributions by employer (10)	-	-	-	-	5	(5)	-	-	-
Contribution by plan participation/ employees (11)	-	-	-	6	6	-	-	-	-
Settlements/ (Transfer in) (12)	-	-	-	1	1	-	-	-	-
Acquisition/ other adjustments (13)	(1)	-	(1)	-	-	-	-	-	-
Benefits paid (14)	(3)	(2)	(1)	(5)	(5)	-	(0)	-	(0)
Sub-total (10+11+12+13+14)=(15)	(4)	(2)	(2)	2	7	(5)	(0)	-	(0)
March 31, 2022 (1+4+9+15)	32	1	31	93	92	1	0	-	0

Notes to Standalone Financial Statements

for the year ended March 31, 2022

All amounts stated are in ₹ Crore except wherever stated otherwise

Change in the defined benefit obligation and fair value of plan assets as at March 31, 2021

Particulars	Gratuity			PF			PRMB		
	Defined benefit obligation	Fair value of plan assets	Net obligation	Defined benefit obligation	Fair value of plan assets	Net obligation	Defined benefit obligation	Fair value of plan assets	Net obligation
	(A)	(B)	(A-B)	(A)	(B)	(A-B)	(A)	(B)	(A-B)
April 1, 2020 (1)	29	4	25	54	53	1	-	-	-
Service cost (2):									
- Current service	2	-	2	6	-	6	-	-	-
- Past service	-	-	-	-	-	-	0	-	0
Net interest expense (3)	2	0	2	6	5	1	-	-	-
Sub-total included in profit or loss (2+3)=(4)	4	0	4	12	5	7	0	-	0
Re-measurements									
Return on plan assets (excluding amounts included in net interest expense) (5)	-	0	(0)	-	2	(2)	-	-	-
(Gain)/ loss from changes in demographic assumptions (6)	-	-	-	-	-	-	-	-	-
(Gain)/ loss from changes in financial assumptions (7)	0	-	0	-	-	-	-	-	-
Experience (gains)/ losses (8)	(1)	-	(1)	2	-	2	-	-	-
Sub-total (5+6+7+8)=(9)	(1)	0	(1)	2	2	(0)	-	-	-
Expense/ (income) included in OCI out of (9) above	(1)	0	(1)	-	-	-	-	-	-
Contributions by employer (10)	-	-	-	-	7	(7)	-	-	-
Contribution by plan participation/ employees (11)	-	-	-	9	9	-	-	-	-
Settlements/ (Transfer in) (12)	-	-	-	4	4	-	-	-	-
Acquisition/ other adjustments (13)	(0)	0	(0)	-	-	-	-	-	-
Benefits paid (14)	(1)	(1)	(0)	(2)	(2)	-	-	-	-
Sub-total (10+11+12+13+14)=(15)	(1)	(1)	(0)	11	18	(7)	-	-	-
March 31, 2021 (1+4+9+15)	31	3	28	79	78	1	0	-	0

The Company expects to contribute ₹ 33 (March 31, 2021: ₹ 30) to gratuity and ₹ 6 (March 31, 2021: ₹ 6) to PF in 2022-23.

The major categories of plan assets of the fair value of the total plan assets of Gratuity and PF are as follows:-

Particulars	Gratuity		PF	
	March 31, 2022	March 31, 2021	March 31, 2022	March 31, 2021
Investment pattern in plan assets:				
Insurance company products	1	3	-	-
Central government securities	-	-	10	8
State government securities	-	-	36	30
Special deposit scheme	-	-	1	1
Corporate bonds	-	-	39	33
Cash and cash equivalents	-	-	0	0
Other investment	-	-	6	6
Total	1	3	92	78

Notes to Standalone Financial Statements

for the year ended March 31, 2022

All amounts stated are in ₹ Crore except wherever stated otherwise

The principal assumptions used in determining Gratuity, PF and Post-retirement medical benefits for the Company are shown below:

Particulars	Gratuity		PF		PRMB	
	March 31, 2022	March 31, 2021	March 31, 2022	March 31, 2021	March 31, 2022	March 31, 2021
Discount rate (%)	6.65	6.15	6.65	6.15	6.90	6.60
Expected rate of return on plan assets (%)	6.65	6.15	6.65	6.15	-	-
Future salary increase (%)	7.00	7.00	-	-	-	-
Normal Retirement age	58 years	58 years	-	-	-	-
Attrition / withdrawal rate (per annum)	15.00	13.00	13.00	13.00	-	-
Guaranteed interest rate (%)	-	-	8.10	8.50	-	-
Medical cost inflation rate (%)	-	-	-	-	5.00	5.00
Mortality Table	IALM (2012-14)	IALM (2012-14)	IALM (2012-14)	IALM (2012-14)	90% (of LIC 96-98 mod ult.)	90% (of LIC 96-98 mod ult.)

A quantitative sensitivity analysis for significant assumption as at March 31, 2022 and March 31, 2021 is as shown below:

Gratuity Plan:

Assumption	Discount rate				Future salary increases			
	1% Decrease		1% Increase		1% decrease		1% increase	
	March 31, 2022	March 31, 2021	March 31, 2022	March 31, 2021	March 31, 2022	March 31, 2021	March 31, 2022	March 31, 2021
Impact on defined benefit obligation	1	2	(1)	(1)	(1)	(1)	1	2

Provident Fund:

Assumption	Discount rate				Interest rate guarantee			
	1% Decrease		1% Increase		1% decrease		1% increase	
	March 31, 2022	March 31, 2021	March 31, 2022	March 31, 2021	March 31, 2022	March 31, 2021	March 31, 2022	March 31, 2021
Impact on defined benefit obligation	1	2	(1)	(1)	(3)	(3)	4	3

PRMB:

Assumption	Discount rate				Medical cost inflation rate			
	1% Decrease		1% Increase		1% decrease		1% increase	
	March 31, 2022	March 31, 2021	March 31, 2022	March 31, 2021	March 31, 2022	March 31, 2021	March 31, 2022	March 31, 2021
Impact on defined benefit obligation	0	0	(0)	(0)	(0)	(0)	0	0

The sensitivity analysis above have been determined based on a method that extrapolates the impact on defined benefit obligation as a result of reasonable changes in key assumptions occurring at the end of the reporting period.

The following payments are expected contributions to the defined benefit plan in future years (undiscounted):

Particulars	Gratuity		PRMB	
	March 31, 2022	March 31, 2021	March 31, 2022	March 31, 2021
Within the next 12 months (next annual reporting period)	5	5	0	0
Between 2 and 5 years	22	18	0	0
Between 5 and 10 years	18	18	0	0
Beyond 10 years	0	1	1	1
Total expected payments	45	42	1	1

Notes to Standalone Financial Statements

for the year ended March 31, 2022

All amounts stated are in ₹ Crore except wherever stated otherwise

The weighted average duration (based on discounted cash flows) of the defined benefit plan obligation at the end of the reporting period for gratuity is 4 years (March 31, 2021: 5 years) and for post-retirement medical benefits is 9 years (March 31, 2021 : 9 years).

Risk Exposure

Through its defined benefit plans, the Company is exposed to a number of risks, the most significant of which are detailed below:-

Asset Volatility

The plan liabilities are calculated using a discount rate set with reference to bond yields, if plan assets underperform this yield, this will create a deficit. Most of the plan asset investments are in fixed income securities and in government securities. The investments are expected to earn a return in excess of the discount rate and contribute to the plan deficit.

Asset liability matching risk

The Company ensures that the investment positions are managed within an asset-liability matching (ALM) framework that has been developed to achieve long-term investments that are in line with the obligations under the employee benefit plans. Within this framework, the Company's ALM objective is to match assets to the obligations by investing in long-term fixed interest securities with maturities that match the benefit payments as they fall due.

Liquidity Risk

The Company actively monitors how the duration and the expected yield of investments are matching the expected cash outflows arising from the employee benefit obligations. The Company has not changed the processes used to manage its risks from previous periods.

Contribution to defined contribution plans:

Particulars	2021-22	2020-21
Provident fund/ Pension fund	0	0
Superannuation fund	0	0
National pension scheme	0	0
	0	0

25. Share-based payments

Employee Stock Option Scheme 2018 namely "DBL ESOP 2018" was adopted by the Board of Directors pursuant to the Scheme of Arrangement and Amalgamation sanctioned by Hon'ble NCLT Chennai vide its order dated April 20, 2018. Under the DBL ESOP 2018, the Company granted 2 (two) new stock options ('New Options') to the eligible employees of Company, including employees of subsidiary company, in lieu of every existing 1 (one) stock option held by them under erstwhile DBEL ESOP Scheme 2011 (whether vested or unvested).

Options granted under DBL ESOP 2018 would vest in not less than one year and not more than five years from the date of grant of the options. The Nomination and Remuneration Committee of the Company has approved multiple grants with related vesting conditions. Vesting of the options would be subject to continuous employment and certain performance parameters stipulated by the Nomination and Remuneration Committee. Hence the options would vest with passage of time on meeting the performance parameters.

The fair value of the stock options is estimated at the grant date using the Black- Scholes option pricing model, taking into account the terms and conditions upon which the stock options were granted. However, the above performance condition is only considered in determining the number of instruments that will ultimately vest.

Details of the options granted under DBL ESOP 2018 during the year are as under:

	Grant 5	Grant 6
Date of grant	July 27, 2021	December 1, 2021
No. of options granted	1,50,000	2,640
Vesting period	2 years graded vesting	4 years graded vesting
Exercise period	3 years from vesting date	3 years from vesting date

Notes to Standalone Financial Statements

for the year ended March 31, 2022

All amounts stated are in ₹ Crore except wherever stated otherwise

There are no cash settlement alternatives. The Company does not have a past practice of cash settlement for these stock options. Options granted under the DBL ESOP 2018 will carry no dividend or voting rights. On exercise, each option is convertible into one equity share.

The expense recognised for employee services received during the year is shown in the following table:

Particulars	2021-22	2020-21
Expense arising from equity-settled share-based payment transactions	1	0
Total expense arising from share-based payment transactions	1	0

The cost related to employee stock options of subsidiary company namely Dalmia Cement (Bharat) Limited of ₹ 20 (March 31, 2021: ₹ 2) has been recognised as addition to investments (refer note 5(i)).

Movements during the year

The following table illustrates the number and weighted average exercise prices (WAEP) of, and movements in, share options during the year:

Particulars	March 31, 2022		March 31, 2021	
	Numbers	WAEP	Numbers	WAEP
Outstanding at the beginning of the year	3,16,800	158.34	6,39,000	173.03
Granted during the year	1,52,640	2.00	55,800	2.00
Exercised during the year	(2,51,160) ¹	183.33	(3,25,500) ²	173.37
Expired/ lapsed during the year	(21,000) *	191.77	(52,500) **	134.75
Outstanding at the end of the year	1,97,280	2.00	3,16,800	158.34
Exercisable at the end of the year	-	-	-	-

* Unvested options expired on retirement of employees.

** Unvested options expired on resignation of an employee.

- The weighted average share price at the date of exercise (November 5, 2021 to February 7, 2022) of the options is Rupees 1,981.10/-
- The weighted average share price at the date of exercise (February 1, 2021) of the options is Rupees 1,219.30/-

The weighted average remaining contractual life for the share options outstanding as at March 31, 2022 was 4.76 years (March 31, 2021: 4.90 years).

The weighted average fair value of options granted during the year is ₹ 2,231.87/- (March 31, 2021: ₹ 849.84/-).

The following table list the inputs to the models used for the plan for the year ended March 31, 2022 and March 31, 2021:

Particulars	Grant 1	Grant 2	Grant 3	Grant 4	Grant 5	Grant 6
Dividend yield (%)	1.42	0.40	0.21	0.23	0.06	0.07
Expected volatility (%) *	42.76	48.58	46.92	43.11	41.70	40.90
Risk-free interest rate (%)	8.16	7.71	7.54	4.83	4.49	5.53
Average expected life of options (years)	4.50	4.53	4.51	4.20	2.83	4.20
Weighted average share price (Rupees) for each	105.95	502.05	713.80	859.83	2,244.13	1,856.48
Weighted average fair values at the measurement date	23.45	180.23	239.65	849.84	2,238.60	1,849.31
Exercise price (Rupees per share)	52.75	108.62	191.77	2.00	2.00	2.00

* The expected volatility was determined based on historical volatility data.

Notes to Standalone Financial Statements

for the year ended March 31, 2022

All amounts stated are in ₹ Crore except wherever stated otherwise

26. Leases

A. Company as a lessee

The Company has lease contracts for various buildings (office and residential premises) and vehicles used in its operations. Leases of office and residential premises have lease terms between 1 and 7 years and vehicles generally have lease terms between 2 and 5 years. Generally, the Company is restricted from assigning and subleasing the leased assets.

The Company applies the 'short-term lease' recognition exemptions for these leases.

(i) Set out below are the carrying amounts of right-of-use assets recognised and the movements during the year:

Particulars	Buidlings	Vehicles	Total
Cost			
As at April 1, 2020	23	3	26
Additions	2	0	2
Disposals	16	1	17
As at March 31, 2021	9	2	11
Additions	2	4	5
Disposals	6	3	8
As at March 31, 2022	5	3	8
Accumulated depreciation			
As at April 1, 2020	5	1	6
Charge for the year	4	1	5
Disposals	6	1	7
As at March 31, 2021	3	1	4
Charge for the year	2	0	2
Disposals	2	1	3
As at March 31, 2022	3	0	3
Net block			
As at March 31, 2022	2	3	5
As at March 31, 2021	6	1	7

(ii) Set out below are the carrying amounts of lease liabilities and the movements during the year:

Particulars	2021-22	2020-21
Opening balance	7	19
Additions	5	2
Deletions	5	10
Accretion of interest	0	1
Payments	2	5
Closing balance	5	7
Non-current lease liabilities	3	5
Current lease liabilities	2	2

(iii) The maturity analysis of lease liabilities are disclosed in note 32.

(iv) The effective interest rate for lease liabilities is 8% - 10% (March 31, 2021: 8% - 10%), with maturity between 2022-2027 (March 31 2021: 2021-2026).

Notes to Standalone Financial Statements

for the year ended March 31, 2022

All amounts stated are in ₹ Crore except wherever stated otherwise

(v) The following are the amounts recognised in profit or loss:

Particulars	2021-22	2020-21
Depreciation expense of right-of-use assets	2	5
Interest expense on lease liabilities	0	1
Expense relating to short-term leases (included in other expenses)	0	0
Total amount recognised in profit or loss	2	6

(vi) The Company has not revalued right of use assets during the year.

27. Commitments

Particulars	March 31, 2022	March 31, 2021
Estimated amount of contracts remaining to be executed on capital account and not provided for (net of advances)	-	1

28. Contingent liabilities :

a. to the extent not provided for in respect of:

Particulars	March 31, 2022	March 31, 2021
Demand of service tax	1	1

b. Guarantees

Particulars	March 31, 2022	March 31, 2021
Guarantees * given to a bank on behalf of others of ₹ 7 (March 31, 2021: ₹ 16) – Loan outstanding	7	6

* These are covered by first pari pasu charge created in favour of the Company's bank by way of hypothecation of current assets and receivables. The quarterly returns or statements of current assets filed by the Company with a bank are in agreement with the books of accounts.

29. Related party disclosures

A) List of related parties and nature of relationship:

Related parties where control exists:-

(i) Subsidiaries

- 1 Dalmia Cement (Bharat) Limited ('DCBL'),
- 2 Dalmia Power Limited

(ii) Step down subsidiaries

- 1 Calcom Cement India Limited,
- 2 Vinay Cement Limited,
- 3 RCL Cements Limited,
- 4 SCL Cements Limited,
- 5 Alsthom Industries Limited,
- 6 Bangaru Kamakshiamman Agro Farms Private Limited,
- 7 Chandrasekara Agro Farms Private Limited,
- 8 Cosmos Cements Limited,
- 9 D.I. Properties Limited,
- 10 Dalmia DSP Limited,
- 11 Dalmia Minerals & Properties Limited,

Notes to Standalone Financial Statements

for the year ended March 31, 2022

All amounts stated are in ₹ Crore except wherever stated otherwise

- 12 Geetee Estates Limited,
- 13 Golden Hills Resort Private Limited,
- 14 Hemshila Properties Limited,
- 15 Hopco Industries Limited,
- 16 Ishita Properties Limited,
- 17 JayeVijay Agro Farms Private Limited,
- 18 Shri Rangam Properties Limited,
- 19 Sri Madhusudana Mines & Properties Limited,
- 20 Sri Shanmugha Mines & Minerals Limited,
- 21 Sri Subramanya Mines & Minerals Limited,
- 22 Sri Swaminatha Mines & Minerals Limited,
- 23 Sri Trivikrama Mines & Properties Limited,
- 24 Sutnga Mines Private Limited,
- 25 Rajputana Properties Private Limited,
- 26 DPVL Ventures LLP (formerly known as TVS Shriram Growth Fund 1B LLP) (w.e.f. April 14, 2020),
- 27 Murli Industries Limited (w.e.f. September 10, 2020),
- 28 Ascension Mercantile Private Limited (w.e.f. March 23, 2021),
- 29 Ascension Multiventures Private Limited (w.e.f. March 23, 2021)
- 30 Dalmia Bharat Green Vision Limited (w.e.f. May 22, 2021)

Other related parties:

(i) Joint ventures of DCBL

- 1 Khappa Coal Company Private Limited,
- 2 Radhikapur (West) Coal Mining Private Limited

(ii) Associate of DCBL and its subsidiaries

- 1 Dalmia Bharat Refractories Limited ('DBRL') *,
- 2 Dalmia OCL Limited (a subsidiary of DBRL) *,
- 3 OCL China Limited (a subsidiary of DBRL) *,
- 4 OCL Global Limited (a subsidiary of DBRL) *,
- 5 Dalmia Seven Refractories Limited (a subsidiary of DBRL) ,
- 6 Dalmia GSB Refractories GmbH (a subsidiary of DBRL)

(iii) Key management personnel (KMP)

- 1 Mr. Puneet Yadu Dalmia - Managing Director & CEO,
- 2 Mr. Gautam Dalmia- Managing Director,
- 3 Mr. Dharmender Tuteja - Chief Financial Officer (w.e.f. March 23, 2021),
- 4 Mr. Jayesh Doshi - Whole time Director & CFO (upto October 31, 2020),
- 5 Dr. Sanjeev Gemawat – Group General Counsel and Company Secretary.

(iv) Directors

- 1 Mr. Jai Hari Dalmia - Non- Executive Director (till July 8, 2021),
- 2 Mr. Yadu Hari Dalmia - Non- Executive Director,
- 3 Dr. Niddodi Subrao Rajan - Non- Executive Director,
- 4 Mr. Pradeep Kumar Khaitan - Independent Director,
- 5 Mr. Virendra Singh Jain - Independent Director,
- 6 Mrs. Sudha Pillai - Independent Director,

Notes to Standalone Financial Statements

for the year ended March 31, 2022

All amounts stated are in ₹ Crore except wherever stated otherwise

Related parties with whom transactions have taken place during the year:

(v) Trust relating to retiral benefit plan

- 1 Dalmia Cement Provident Fund
- 2 Dalmia Cement Bharat Executive Superannuation Fund

(vi) Relatives of key management personnel/ directors

- 1 Mrs. Bela Dalmia (mother of Mr. Puneet Yadu Dalmia),
- 2 Mrs. Kavita Dalmia (wife of Mr. Jai Hari Dalmia),
- 3 Mrs. Anupama Dalmia (wife of Mr. Gautam Dalmia),
- 4 Ms. Sukeshi Dalmia (daughter of Mr. Gautam Dalmia),
- 5 Ms. Vaidehi Dalmia (daughter of Mr. Gautam Dalmia),
- 6 Ms. Sumana Dalmia (daughter of Mr. Gautam Dalmia),
- 7 Mrs. Chandana Jayesh Doshi (upto October 31, 2020) (wife of Mr. Jayesh Doshi),
- 8 Mrs. Kanita Gemawat (wife of Dr. Sanjeev Gemawat)

(vii) Enterprises controlled/ jointly controlled by key management personnel/ directors

- 1 Alirox Abrasives Limited,
- 2 Antordaya Commercial and Holdings Private Limited,
- 3 Arjuna Brokers & Minerals Limited,
- 4 Keshav Power Limited,
- 5 Dalmia Bharat Foundation,
- 6 Dalmia Bharat Sugar and Industries Limited,
- 7 Shree Nirman Limited,
- 8 Shri Chamundeswari Minerals Limited,
- 9 Rama Investment Company Private Limited,
- 10 Sita Investment Company Limited,
- 11 Himgiri Commercial Limited,
- 12 Himshikhar Investment Limited,
- 13 Valley Agro Industries Limited,
- 14 MAJ Textiles Private Limited,
- 15 Khaitan & Co. LLP,
- 16 Vishnu Charitable Trust

(viii) Other related parties

- 1 Shri Yadu Hari Dalmia C/o Y.H. Dalmia (HUF),
- 2 Kavita Dalmia Parivar Trust
- 3 Shri Brahma Creation Trust
- 4 J.H. Dalmia Trust
- 5 Ku. Shrutipriya Dalmia C/o Shrutipriya Dalmia Trust

* The Scheme of Arrangement between DCBL and its then subsidiary namely DBRL ('Scheme 1'), and the Scheme of Amalgamation of Dalmia Refractories Limited ('DRL') and its then subsidiary GSB Refractories India Private Limited ('GSB India') with DBRL ('Scheme 2'), were approved by the National Company Law Tribunal, Chennai (NCLT), vide Order dated February 3, 2022. On filing of the said order(s) with the respective Registrar of Companies, the Scheme(s) became effective on March 1, 2022 and has been given effect to from their respective Appointed Date(s) i.e. April 1, 2019 and April 1, 2020.

Pursuant to aforesaid Scheme(s) becoming effective, the refractory undertaking of DCBL stands transferred and vested to DBRL from the Appointed Date i.e. April 1, 2019. Further, DBRL and its subsidiaries namely Dalmia OCL Limited, OCL Global Limited and OCL China Limited ceased to be subsidiary of DCBL and become associate(s) of DCBL with effect from April 1, 2020.

Notes to Standalone Financial Statements

for the year ended March 31, 2022

All amounts stated are in ₹ Crore except wherever stated otherwise

B) The following transactions were carried out with the related parties in the ordinary course of business:

Name of related party	Nature of related party	Purchase of goods and services	Reimbursement of expense payable	Reimbursement of expense receivable	Sale of goods and services	Sale of assets	Dividend received	Interest income
Dalmia Cement (Bharat) Limited	Subsidiary	-	1	1	115	-	154	-
		-	(0)	(0)	(126)	(0)	-	-
Dalmia Power Limited	Subsidiary	-	-	-	-	-	31	7
		-	-	-	-	-	-	(30)
Alsthom Industries Limited	Step down subsidiary	-	-	-	0	-	-	-
		-	-	-	(1)	-	-	-
Calcom Cement India Limited	Step down subsidiary	-	0	-	4	0	-	-
		-	-	-	(3)	-	-	-
Dalmia DSP Limited	Step down subsidiary	-	-	-	1	0	-	0
		-	-	-	(0)	-	-	-
Murli Industries Limited	Step down subsidiary	-	0	-	0	-	-	3
		-	-	-	(4)	-	-	-
Dalmia Bharat Sugar and Industries Limited	KMP/ directors controlled	0	0	-	12	-	9	-
		(0)	-	-	(11)	-	-	-
Dalmia Bharat Refractories Limited	Subsidiary's associate	-	0	-	3	-	-	-
		-	-	-	(3)	-	-	-
Dalmia Seven Refractories Limited	Subsidiary of DBRL	-	-	-	0	-	-	-
		-	-	-	(0)	-	-	-
Dalmia Bharat Foundation	KMP/ directors controlled	-	0	-	0	-	-	-
		-	-	-	(0)	-	-	-
Antordaya Commercial and Holdings Private Limited	KMP/ directors controlled	-	-	-	-	-	-	-
		-	-	-	(0)	-	-	-
Khaitan & Co. LLP	KMP/ directors controlled	-	-	-	-	-	-	-
		-	-	-	-	-	-	-
Alirox Abrasives Limited	KMP/ directors controlled	-	-	-	-	-	-	-
		-	-	-	(0)	-	-	-
Shri Chamundeswari Minerals Limited	KMP/ directors controlled	-	-	-	-	-	-	-
		-	-	-	(0)	-	-	-
Shree Nirman Limited	KMP/ directors controlled	-	-	-	-	-	-	-
		-	-	-	(0)	-	-	-
Arjuna Brokers & Minerals Limited	KMP/ directors controlled	-	-	-	-	-	-	-
		-	-	-	(0)	-	-	-
Keshav Power Limited	KMP/ directors controlled	-	-	-	-	-	-	-
		-	-	-	(0)	-	-	-
Vishnu Charitable Trust	KMP/ directors controlled	-	-	-	-	-	-	-
		-	-	-	(0)	-	-	-
Rama Investment Company Private Limited	KMP/ directors controlled	-	-	-	-	-	-	-
		-	-	-	-	-	-	-
Sita Investment Company Limited	KMP/ directors controlled	-	-	-	-	-	-	-
		-	-	-	-	-	-	-
Others	KMP/ directors controlled	-	-	-	-	-	-	-
		-	-	-	-	-	-	-
Dalmia Cement Provident Fund	Trust relating to retiral benefit plan	-	-	-	-	-	-	-
		-	-	-	-	-	-	-
Dalmia Cement Bharat Executive Superannuation Fund	Trust relating to retiral benefit plan	-	-	-	-	-	-	-
		-	-	-	-	-	-	-

Notes to Standalone Financial Statements

for the year ended March 31, 2022

All amounts stated are in ₹ Crore except wherever stated otherwise

Dividend paid	Director's sitting fees	Director's commission	Remuneration paid *	Professional fee	Employee welfare expenses	CSR	Recovery on account of MAT credit entitlement	Contribution to post employment benefit plan	Loans received back	Loans given
-	-	-	-	-	-	-	-	-	-	-
-	-	-	-	-	-	-	(6)	-	-	-
-	-	-	-	-	-	-	-	-	461	2
-	-	-	-	-	-	-	-	-	(158)	(343)
-	-	-	-	-	-	-	-	-	-	-
-	-	-	-	-	-	-	-	-	-	-
-	-	-	-	-	-	-	-	-	-	-
-	-	-	-	-	-	-	-	-	-	-
-	-	-	-	-	-	-	-	-	-	98
-	-	-	-	-	-	-	-	-	-	-
-	-	-	-	-	-	-	-	-	90	404
-	-	-	-	-	-	-	-	-	-	-
1	-	-	-	-	-	-	-	-	-	-
-	-	-	-	-	-	-	-	-	-	-
0	-	-	-	-	-	-	-	-	-	-
-	-	-	-	-	-	-	-	-	-	-
-	-	-	-	-	-	-	-	-	-	-
-	-	-	-	-	-	-	-	-	-	-
-	-	-	-	-	-	1	-	-	-	-
-	-	-	-	-	-	(1)	-	-	-	-
-	-	-	-	-	-	-	-	-	-	-
-	-	-	-	0	-	-	-	-	-	-
-	-	-	-	-	-	-	-	-	-	-
0	-	-	-	-	-	-	-	-	-	-
-	-	-	-	-	-	-	-	-	-	-
-	-	-	-	-	-	-	-	-	-	-
-	-	-	-	-	-	-	-	-	-	-
-	-	-	-	-	-	-	-	-	-	-
-	-	-	-	-	-	-	-	-	-	-
-	-	-	-	-	-	-	-	-	-	-
0	-	-	-	-	-	-	-	-	-	-
-	-	-	-	-	-	-	-	-	-	-
-	-	-	-	-	-	-	-	-	-	-
43	-	-	-	-	-	-	-	-	-	-
-	-	-	-	-	-	-	-	-	-	-
7	-	-	-	-	-	-	-	-	-	-
-	-	-	-	-	-	-	-	-	-	-
1	-	-	-	-	-	-	-	-	-	-
-	-	-	-	-	-	-	-	-	-	-
-	-	-	-	-	-	-	-	6	-	-
-	-	-	-	-	-	-	-	(7)	-	-
-	-	-	-	-	-	-	-	0	-	-
-	-	-	-	-	-	-	-	(0)	-	-

Notes to Standalone Financial Statements

for the year ended March 31, 2022

All amounts stated are in ₹ Crore except wherever stated otherwise

Name of related party	Nature of related party	Purchase of goods and services	Reimbursement of expense payable	Reimbursement of expense receivable	Sale of goods and services	Sale of assets	Dividend received	Interest income
Mr. Jai Hari Dalmia	Non- Executive Director	-	-	-	-	-	-	-
Mr. Yadu Hari Dalmia	Non- Executive Director	-	-	-	-	-	-	-
Mr. Puneet Yadu Dalmia	KMP	-	-	-	-	-	-	-
Mr. Gautam Dalmia	KMP	-	-	-	-	-	-	-
Mr. Jayesh Doshi	KMP	-	-	-	-	-	-	-
Dr. Sanjeev Gemawat	KMP	-	-	-	-	-	-	-
Dr. Niddodi Subrao Rajan	Non- Executive Director	-	-	-	-	-	-	-
Mr. Pradeep Kumar Khaitan	Director	-	-	-	-	-	-	-
Mr. Virendra Singh Jain	Director	-	-	-	-	-	-	-
Mrs. Sudha Pillai	Director	-	-	-	-	-	-	-
Others	Relatives of KMP/ directors	-	-	-	-	-	-	-
Others	Other related parties	-	-	-	-	-	-	-

All figures in () represent amount for the year ended March 31, 2021.

* KMP are covered under the Company's Gratuity Scheme along with other employees of the Company. The gratuity and leave liability is determined for all the employees on an overall basis, based on the actuarial valuation done by an independent actuary. The specific amount of gratuity and leave liability for KMP cannot be ascertained separately, except for the amount actually paid.



Notes to Standalone Financial Statements

for the year ended March 31, 2022

All amounts stated are in ₹ Crore except wherever stated otherwise

Dividend paid	Director's sitting fees	Director's commission	Remuneration paid *	Professional fee	Employee welfare expenses	CSR	Recovery on account of MAT credit entitlement	Contribution to post employment benefit plan	Loans received back	Loans given
-	-	-	-	-	-	-	-	-	-	-
-	(0)	-	-	-	-	-	-	-	-	-
-	0	-	-	-	-	-	-	-	-	-
-	(0)	-	-	-	-	-	-	-	-	-
-	-	-	22	-	-	-	-	-	-	-
-	-	-	(20)	-	-	-	-	-	-	-
0	-	-	20	-	-	-	-	-	-	-
-	-	-	(15)	-	-	-	-	-	-	-
-	-	-	-	-	-	-	-	-	-	-
-	-	-	(3)	-	-	-	-	-	-	-
-	-	-	2	-	-	-	-	-	-	-
-	-	-	(2)	-	-	-	-	-	-	-
-	0	0	-	-	-	-	-	-	-	-
-	(0)	(0)	-	-	-	-	-	-	-	-
-	0	0	-	-	-	-	-	-	-	-
-	(0)	(0)	-	-	-	-	-	-	-	-
-	0	0	-	-	-	-	-	-	-	-
-	(0)	(0)	-	-	-	-	-	-	-	-
-	0	0	-	-	-	-	-	-	-	-
-	(0)	(0)	-	-	-	-	-	-	-	-
0	-	-	-	-	0	-	-	-	-	-
-	-	-	-	-	-	-	-	-	-	-
3	-	-	-	-	-	-	-	-	-	-
-	-	-	-	-	-	-	-	-	-	-

Notes to Standalone Financial Statements

for the year ended March 31, 2022

All amounts stated are in ₹ Crore except wherever stated otherwise

C) Balance outstanding at year end:

Name of related party	Nature of related party	Trade payables	Loans receivable	Interest receivable	Trade receivables	Directors' commission payable	Dividend Receivable	Other current liabilities- statutory dues	Remuneration payable
Dalmia Cement (Bharat) Limited	Subsidiary	-	-	-	8	-	-	-	-
Dalmia Power Limited	Subsidiary	-	-	-	(10)	-	-	-	-
Alsthom Industries Limited	Step down subsidiary	-	(458)	(28)	-	-	5	-	-
Calcom Cement India Limited	Step down subsidiary	-	-	-	0	-	-	-	-
Dalmia DSP Limited	Step down subsidiary	-	-	-	(0)	-	-	-	-
Murli Industries Limited	Step down subsidiary	-	98	0	0	-	-	-	-
Dalmia Bharat Sugar and Industries Limited	KMP/ directors controlled	-	314	2	-	-	-	-	-
Dalmia Bharat Refractories Limited	Subsidiary's associate	-	-	-	(1)	-	-	-	-
Dalmia Seven Refractories Limited	Subsidiary of DBRL	0	-	-	1	-	-	-	-
Dalmia Bharat Foundation	KMP/ directors controlled	(0)	-	-	(1)	-	-	-	-
Shree Nirman Limited	KMP/ directors controlled	0	-	-	0	-	-	-	-
Vishnu Charitable Trust	KMP/ directors controlled	-	-	-	(1)	-	-	-	-
Antordaya Commercial and Holdings Private Limited	KMP/ directors controlled	-	-	-	-	-	-	-	-
Shri Chamundeswari Minerals Limited	KMP/ directors controlled	-	-	-	(0)	-	-	-	-
Dalmia Cement Provident Fund	Trust relating to retiral benefit plan	-	-	-	-	-	-	0	-
Dalmia Cement Bharat Executive Superannuation Fund	Trust relating to retiral benefit plan	-	-	-	-	-	-	(0)	-
Mr. Puneet Yadu Dalmia	KMP	-	-	-	-	-	-	-	0
Mr. Gautam Dalmia	KMP	-	-	-	-	-	-	-	(1)
Mrs. Sudha Pillai	Director	-	-	-	-	0	-	-	-
Mr. Pradeep Kumar Khaitan	Director	-	-	-	-	(0)	-	-	-
Mr. Virendra Singh Jain	Director	-	-	-	-	0	-	-	-
Dr. Niddodi Subrao Rajan	Non- Executive Director	-	-	-	-	(0)	-	-	-
Total		0	412	2	9	1	5	0	0
		(0)	(458)	(28)	(13)	(1)	-	(0)	(2)

All figures in () represent balance outstanding as at March 31, 2021.

Investment with related parties are disclosed in note 5(i).

Notes to Standalone Financial Statements

for the year ended March 31, 2022

All amounts stated are in ₹ Crore except wherever stated otherwise

D) Transactions with key management personnel

Compensation of key management personnel of the Company:-

Particulars	2021-22	2020-21
Short-term employee benefits	40	36
Post employment benefits	4	4
Total compensation paid to key management personnel *	44	40

The amounts disclosed in the table are the amounts recognised as an expense during the reporting period relating to key management personnel.

* Remuneration to the key managerial personnel does not include provision made for gratuity and leave benefits as they are determined on actuarial basis for the Company as a whole.

E) The transactions with related parties have been made on terms equivalent to those that prevail in arm's length transactions.

30. Financial instruments by category

Below, is a comparison by class of the carrying amounts and fair value of the Company's financial instruments, other than those with carrying amounts that are reasonable approximations of fair values:

Particulars	Notes	Carrying value		Fair value	
		March 31, 2022	March 31, 2021	March 31, 2022	March 31, 2021
Financial assets *					
Financial assets carried at amortised cost					
Security deposits	5(iii) & 7(vi)	8	7	8	7
Loans to employees	5(ii) & 7(v)	1	2	1	2
Loans to related parties	5(ii) & 7(v)	412	458	412	458
Loans to others	7(v)	-	30	-	30
Trade receivables	7(ii)	9	13	9	13
Cash and cash equivalents	7(iii)	1	6	1	6
Bank balances other than above	7(iv)	5	5	5	5
Others	7(vi)	7	31	7	31
Financial assets carried at fair value through profit or loss					
Investment in tax free bonds	5(i)	0	0	0	0
Investment in others	5(i)	1	1	1	1
Investment in equity shares	5(i)	-	0	-	0
Investment in mutual funds	7(i)	29	54	29	54
Financial assets carried at fair value through other comprehensive income					
Investment in equity shares	5(i)	711	277	711	277
Financial liabilities					
Financial liabilities carried at amortised cost					
Borrowings	13(i)	-	198	-	198
Lease liabilities	26	5	7	5	7
Trade payables	13(ii)	3	3	3	3
Other financial liabilities	13(iii)	8	9	8	9

* other than investments in subsidiaries accounted at cost in accordance with Ind AS 27 'Separate Financial Statements'.

The management assessed that cash and cash equivalents, other bank balances, trade receivables, other financial assets, trade payables and other current financial liabilities approximate their carrying amounts largely due to the short-term maturities of these instruments.

Notes to Standalone Financial Statements

for the year ended March 31, 2022

All amounts stated are in ₹ Crore except wherever stated otherwise

The fair value of the financial assets and liabilities is included at the amount at which the instrument could be exchanged in a current transaction between willing parties, other than in a forced or liquidation sale. The following methods and assumptions were used to estimate the fair values :

- Long-term fixed-rate and variable-rate receivables/ deposit are evaluated by the Company based on parameters such as interest rates, risk factors, individual credit worthiness of the customer and the risk characteristics of the financed project. Based on this evaluation, allowances are taken into account for the expected credit losses of these receivables.
- The fair value of unquoted instruments and other financial liabilities are estimated by discounting future cash flows using rates currently available for debt on similar terms, credit risk and remaining maturities.
- The fair value of investment in equity shares are based on quoted market price at the reporting date. Fair value of investment in mutual funds/ other venture capital fund are based on market observable inputs i.e. Net Asset Value at the reporting date.
- The fair values of the Company's interest-bearing borrowings were determined by using Discounted Cash Flow (DCF) method using discount rate that reflects the issuer's borrowing rate as at the end of the reporting period. The own non performance risk as at March 31, 2021 was assessed to be insignificant.

Description of significant unobservable inputs to valuation (Level 3):

- Discount rate are determined using prevailing bank lending rate.
- The fair values of financial assets and liabilities are determined using the discounted cash flow analysis.

31. Fair value hierarchy

The Company uses the following hierarchy for determining and disclosing the fair value of financial instruments by valuation technique:

Level 1: quoted (unadjusted) prices in active markets for identical assets or liabilities

Level 2: other techniques for which all inputs that have a significant effect on the recorded fair value are observable, either directly or indirectly

Level 3: techniques that use inputs that have a significant effect on the recorded fair value that are not based on observable market data

The following table provides the fair value measurement hierarchy of the Company's assets and liabilities:

Quantitative disclosures fair value measurement hierarchy for assets as at March 31, 2022:

Particulars	Amount	Fair value measurement using		
		Quoted prices in active markets (Level 1)	Significant observable inputs (Level 2)	Significant unobservable inputs (Level 3)
Assets for which fair values are disclosed (note 30)				
Security deposits	8	-	-	8
Loans to employees	1	-	-	1
Loans to related parties	412	-	-	412
Trade receivables	9	-	-	9
Cash and cash equivalents	1	-	-	1
Bank balances other than above	5	-	-	5
Others	7	-	-	7
Assets measured at fair value				
Investment in tax free bonds	0	0	-	-
Investment in others	1	-	1	-
Investment in equity shares	711	711	-	-
Investment in mutual funds	29	-	29	-

There have been no transfers between Level 1 and Level 2 during the year ended March 31, 2022.

Notes to Standalone Financial Statements

for the year ended March 31, 2022

All amounts stated are in ₹ Crore except wherever stated otherwise

Quantitative disclosures fair value measurement hierarchy for assets as at March 31, 2021:

Particulars	Amount	Fair value measurement using		
		Quoted prices in active markets (Level 1)	Significant observable inputs (Level 2)	Significant unobservable inputs (Level 3)
Assets for which fair values are disclosed (note 30)				
Security deposits	7	-	-	7
Loans to employees	2	-	-	2
Loans to a related party	458	-	-	458
Loans to others	30	-	-	30
Trade receivables	13	-	-	13
Cash and cash equivalents	6	-	-	6
Bank balances other than above	5	-	-	5
Others	31	-	-	31
Assets measured at fair value				
Investment in tax free bonds	0	0	-	-
Investment in others	1	-	1	-
Investment in equity shares	277	277	-	-
Investment in mutual funds	54	-	54	-

There have been no transfers between Level 1 and Level 2 during the year ended March 31, 2021.

32. Financial risk management objectives and policies

The Company's principal financial liabilities comprise trade and other payables and lease liabilities. The main purpose of these financial liabilities is to finance the Company's operations and to provide guarantees to support its operations. The Company's principal financial assets include loans, investments (debt and equity), trade and other receivables, cash and cash equivalents and other financial assets that derive directly from its operations.

The Company is exposed to market risk, credit risk and liquidity risk. The Company's senior management oversees the management of these risks and also ensure that the Company's financial risk activities are governed by appropriate policies and procedures and that financial risks are identified, measured and managed in accordance with the Company's policies and risk objectives.

The Board of Directors reviews and agrees policies for managing each of these risks, which are summarised below:

Market risk

Market risk is the risk that the fair value of future cash flows of a financial instrument will fluctuate because of changes in market prices. Market risk comprises three types of risk: interest rate risk, currency risk and commodity price risk. Financial instruments affected by market risk include deposits, debt and equity investments, trade receivables and trade payables.

The Company manages market risk through a treasury department, which evaluates and exercises independent control over the entire process of market risk management. The

treasury department recommends risk management objectives and policies, which are approved by Senior Management and the Audit Committee. The activities of this department include management of cash resources, implementing hedging strategies for foreign currency exposures, borrowing strategies and ensuring compliance with market risk limits and policies.

The analysis exclude the impact of movements in market variables on: the carrying values of gratuity and other post-retirement obligations and provisions.

Interest rate risk

Interest rate risk is the risk that the fair value or future cash flows of a financial instrument will fluctuate because of changes in market interest rates. In order to optimize the Company's position with regards to interest income and interest expenses to manage the interest rate risk, treasury performs a comprehensive corporate interest rate risk management by balancing the proportion of fixed rate and floating rate financial instruments in its total portfolio.

Foreign currency risk

Foreign currency risk is the risk that the fair value or future cash flows of an exposure will fluctuate because of changes in foreign exchange rates. There is no outstanding forward contract and unhedged foreign currency exposure at the year end.

Credit risk

Credit risk is the risk that a counter party will not meet its obligations under a financial instrument or customer contract, leading to a financial loss. The Company is exposed to credit risk from its operating activities (primarily trade receivables).

Notes to Standalone Financial Statements

for the year ended March 31, 2022

All amounts stated are in ₹ Crore except wherever stated otherwise

Trade receivables

Customer credit risk is managed by each business unit subject to the Company's established policy, procedures and control relating to customer credit risk management. Outstanding customer receivables are regularly monitored. An impairment analysis is performed at each reporting date on an individual basis for major clients.

Outstanding balances of trade receivable comprises primarily recoverable from group companies against provision of management services. The Company evaluates the concentration of risk with respect to trade receivables as low, the trade receivables are located in several jurisdictions and operate in largely independent markets.

Ageing	Up to 180 days	More than 180 days	Total
As at March 31, 2022			
Gross carrying amount (A)	9	0	9
Expected credit losses (B)	-	-	-
Net carrying amount (A-B)	9	0	9
As at March 31, 2021			
Gross carrying amount (A)	13	0	13
Expected credit losses (B)	-	-	-
Net carrying amount (A-B)	13	0	13

Financial instruments and cash deposits

Credit risk from balances with banks is managed by the Company's treasury department in accordance with the Company's policy. Investments of surplus funds are made only with approved authorities. Credit limits of all authorities are reviewed by the management on regular basis. All balances with banks is subject to low credit risk due to good credit ratings assigned to the Company.

Liquidity risk

The Company monitors its risk of a shortage of funds using a liquidity planning tool. The Company's objective is to maintain a balance between continuity of funding and flexibility through the use of bank loans and lease contracts.

The table below summarises the maturity profile of the Company's financial liabilities based on contracted undiscounted payments (excluding transaction cost on borrowings).

Ageing	Less than 1 year	1 to 3 years	3 to 5 years	More than 5 years	Total
As at March 31, 2022					
Lease liabilities	2	3	1	-	6
Trade payables	3	-	-	-	3
Other financials liabilities	8	-	-	-	8
As at March 31, 2021					
Lease liabilities	3	4	1	-	8
Borrowings	198	-	-	-	198
Trade payables	3	-	-	-	3
Other financials liabilities	9	-	-	-	9

Notes to Standalone Financial Statements

for the year ended March 31, 2022

All amounts stated are in ₹ Crore except wherever stated otherwise

33. Capital management

For the purpose of the Company's capital management, capital includes issued equity capital, securities premium and all other equity reserves attributable to the equity shareholders. The Company includes within net debt, borrowings less cash and cash equivalents, other bank balances and current investments.

The primary objective of the Company's capital management is to maximise the shareholder value. The Company is not subject to any externally imposed capital requirements.

Particulars	March 31, 2022	March 31, 2021
Current borrowings	-	198
Less : Cash and cash equivalents (refer note 7(iii))	(1)	(6)
Less : Bank balances other than cash and cash equivalents (refer note 7(iv))	(5)	(5)
Less : Current investments (refer note 7(i))	(29)	(54)
Net debt	(35)	134
Total capital	7,993	7,500
Capital and net debt	7,958	7,634
Gearing ratio	N/A	1.75%

No changes were made in the objectives, policies or processes for managing capital during the years ended March 31, 2022 and March 31, 2021.

34. Details of dues to micro and small enterprises as defined under the MSMED Act, 2006

Particulars	March 31, 2022	March 31, 2021
The principal amount and the interest due thereon remaining unpaid to any supplier as at the end of each accounting year	1	-
- Principal amount due to micro and small enterprises	-	-
- Interest due on above	-	-
The amount of interest paid by the buyer in terms of Section 16 of the MSMED Act, 2006 along with the amounts of the payment made to the supplier beyond the appointed day during each accounting year	-	-
The amount of interest due and payable for the period of delay in making payment (which have been paid but beyond the appointed day during the year) but without adding the interest specified under the MSMED Act, 2006	-	-
The amount of interest accrued and remaining unpaid at the end of each accounting year	-	-
The amount of further interest remaining due and payable even in the succeeding years, until such date when the interest dues as above are actually paid to the small enterprise for the purpose of disallowance as a deductible expenditure under Section 23 of the MSMED Act, 2006	-	-

The above information has been determined to the extent such parties have been identified on the basis of information available with the Company and the same has been relied upon by the auditors.

Notes to Standalone Financial Statements

for the year ended March 31, 2022

All amounts stated are in ₹ Crore except wherever stated otherwise

35. Details of loans and advances in nature of loans to subsidiaries, parties in which directors are interested and Investments by the loanee in the shares of the Company as required by Regulation 34(3) of SEBI (Listing Obligations and Disclosure Requirements) Regulations, 2015:-

Particulars	March 31, 2022		March 31, 2021	
	Outstanding amount as at end of financial year	Maximum amount outstanding during financial year	Outstanding amount as at end of financial year	Maximum amount outstanding during financial year
Loans to subsidiary / step-down subsidiary companies				
Dalmia Power Limited	-	461	458	494
Dalmia DSP Limited	98	98	-	-
Murli Industries Limited	314	404	-	-

Note: Investment in subsidiaries are disclosed in note 5(i).

The loanee has not made any investments in the shares of the Company.

36. The Company has given loans to various companies. Loans/ advances outstanding as at year end is given in below mentioned table along with purpose of the loan/ advances as required u/s 186(4) of the Companies Act, 2013.

Particulars	Amount outstanding as at	
	March 31, 2022	March 31, 2021
Loans given for general corporate purpose		
Dalmia Power Limited (8.50% p.a. - 9.00% p.a.)	-	458
Rewas Ports Limited (10.00% p.a.) *	30	30
Murli Industries Limited (5.95% p.a.)	314	-
Dalmia DSP Limited (6.00% p.a.)	98	-

* loan amount impaired during the year (refer note 21).

The above loans are unsecured and are repayable within a period of 3-36 months from the date of grant of loan, except in case of Dalmia Power Limited wherein the loan was repayable on demand.

Particulars of guarantee given:

Sl No.	Particulars	Purpose	Guarantee given during the financial year		Outstanding amount as at	
			2021-22	2020-21	March 31, 2022	March 31, 2021
1	Guarantees given	Business purpose	1	6	7	16

The details of investment of the Company are given in note 5(i).

Notes to Standalone Financial Statements

for the year ended March 31, 2022

All amounts stated are in ₹ Crore except wherever stated otherwise

37. Disclosure pursuant to Ind AS 27 - Separate Financial Statements

Investments in the following subsidiary companies are accounted for at cost.

Name of subsidiary company	Country of incorporation	% of ownership held as at	
		March 31, 2022	March 31, 2021
Dalmia Cement (Bharat) Limited	India	100.00%	100.00%
Dalmia Power Limited	India	100.00%	100.00%

38. Segment information :

The Company is primarily engaged in providing management services to the group companies in India. There are no separate reportable segments (business and/or geographical) in accordance with the requirements of Ind AS 108 'Operating segment' and hence no additional disclosures are provided in the standalone financial statements.

Revenue from major customers:

Revenue from major customers with % of total revenue are as below:

Particulars	Year ended March 31, 2022		Year ended March 31, 2021	
	Revenue	Revenue %	Revenue	Revenue %
Dalmia Cement (Bharat) Limited	115	85.23%	128	86.77%

39. The Company had adopted to value the quoted equity investment in Dalmia Bharat Sugar and Industries Limited ('DBSIL') at cost on the transition date i.e. April 1, 2015 while the Company converged its financial statements from Indian GAAP to Ind AS and considered the same as the deemed cost under Ind AS. As per Ind AS 109, these investment needs to be fair valued either through statement of profit and loss or through other comprehensive income as DBSIL is neither a subsidiary nor an associate or joint venture of the Company.

Hence, the Company, in order to comply with Ind AS 8, 'Accounting Policies, Changes in Accounting Estimates and Errors' has restated its previously issued financial information by effecting opening balance sheet of earliest comparative period presented and fair valued its investment in DBSIL and has elected to record it through 'other comprehensive income'. Refer below table for further details:

Balance Sheet (extract)	As at March 31, 2021			As at April 1, 2020		
	As previously reported	Adjustment	As restated	As previously reported	Adjustment	As restated
Assets						
Investments (non-current)	6,789	248	7,037	6,788	43	6,831
Deferred tax assets (net)	7	(7)	-	13	-	13
Equity and liabilities						
Other equity	7,229	234	7,463	7,603	43	7,646
Deferred tax liabilities (net)	-	7	7	-	-	-

Notes to Standalone Financial Statements

for the year ended March 31, 2022

All amounts stated are in ₹ Crore except wherever stated otherwise

Other comprehensive income (extract)	Year ended March 31, 2021		
	As previously reported	Adjustment	As restated
Items that will not be reclassified to profit or loss:			
Change in fair value of financial instruments through OCI	-	205	205
Income tax (charge) related to above item	-	(13)	(13)

Due to aforesaid restatement, there is no change in cash flow from operating activities, cash flow from financing activities and cash flow from investing activities and no change in basic and diluted earnings per share 'EPS'.

40. During the year ended March 31, 2022, Serious Fraud Investigation Office (SFIO) has continued to seek certain information/ documents from the Company with regard to an ongoing investigation based on complaints filed by an associate of Bawri Group (other shareholder of Calcom Cement India Limited, a subsidiary of Dalmia Cement (Bharat) Limited (DCBL)), who are into litigation with DCBL. The Company has since provided the requisite information/ documents to SFIO and as such there is nothing pending at the end of the Company. The Company presently believes that this does not have any material impact on the financial statements.

41. Other statutory informations :

- i. The Company do not have any Benami property, where any proceeding has been initiated or pending against the Company for holding any Benami property.
- ii. The Company do not have any transactions with struck off companies under Section 248 of the Companies Act, 2013 or Section 560 of Companies Act, 1956.
- iii. The Company do not have any charges or satisfaction which is yet to be registered with Registrar of Companies (ROC) beyond the statutory period.
- iv. The Company has not traded or invested in Crypto currency or Virtual Currency during the financial year.
- v. The Company has not advanced or loaned or invested funds to any other person or entity, including foreign entities (Intermediaries) with the understanding that the Intermediary shall:
 - (a) directly or indirectly lend or invest in other persons or entities identified in any manner whatsoever by or on behalf of the Company (Ultimate Beneficiaries); or
 - (b) provide any guarantee, security or the like to or on behalf of the Ultimate Beneficiaries.
- vi. The Company has not received any fund from any person or entity, including foreign entities (Funding Party) with the understanding (whether recorded in writing or otherwise) that the Company shall :
 - (a) directly or indirectly lend or invest in other persons or entities identified in any manner whatsoever by or on behalf of the Funding Party (Ultimate Beneficiaries); or
 - (b) provide any guarantee, security or the like on behalf of the Ultimate Beneficiaries.
- vii. The Company has not any such transaction which is not recorded in the books of accounts that has been surrendered or disclosed as income during the year in the tax assessments under the Income Tax Act, 1961 (such as, search or survey or any other relevant provisions of the Income Tax Act, 1961.
- viii. The Company has not been declared a wilful defaulter by any bank or financial institution or other lender (as defined under the Companies Act, 2013) or consortium thereof, in accordance with the guidelines on wilful defaulters issued by the Reserve Bank of India.



Notes to Standalone Financial Statements

for the year ended March 31, 2022

All amounts stated are in ₹ Crore except wherever stated otherwise

42. Financial Ratios:

Sl. No.	Ratios	Numerator	Denominator	As at / for the year ended March 31, 2022	As at / for the year ended March 31, 2021	% change
1	Current ratio	Current assets	Current liabilities	5.55	2.57	116%
2	Debt equity ratio	Total debt = Current borrowings	Total equity = Issued share capital + Other equity	-	0.03	-100%
3	Debt service coverage ratio	Earnings available for debt service = Profit before exceptional item and tax + finance costs + depreciation and amortisation	Debt service = Finance costs for the year	59.92	5.09	1077%
4	Return on equity	Net profits after taxes	Average total equity	2.36%	0.33%	621%
5	Inventory turnover ratio	Revenue from sale of products	Average inventory	N.A.	N.A.	N.A.
6	Trade receivables turnover ratio	Revenue from sale of products and services	Average accounts receivable	12.21	9.93	23%
7	Trade payables turnover ratio	Net purchases of goods = Purchase of materials	Average trade payables	N.A.	N.A.	N.A.
8	Net capital turnover ratio	Revenue from sale of services	Working capital = Current assets - Current liabilities	1.03	0.40	159%
9	Net profit ratio	Net profits after taxes	Revenue from operations	135.13%	16.78%	705%
10	Return on capital employed	Earnings before interest, exceptional items and taxes (including other income)	Capital employed = Average total equity + Average Total debt	2.91%	0.59%	395%
11	Return on investment	Interest income on fixed deposits, bonds + dividend income + profit on sale of investments + fair valuation gain of investments carried at FVTPL + fair valuation gain of investment carried at FVTOCI	Current investment + Non current investments + Other bank balances	8.62%	3.46%	149%

Explanation for change in ratio by more than 25%

- Current ratio: Increased primarily on account of decrease in current liabilities mainly short term borrowings, which is partly offset by reduction in loans given.
- Debt equity ratio: Decreased on account of repayment of current borrowings during the year. There is no borrowings outstanding as at March 31, 2022.
- Debt service coverage ratio: Increased primarily on account of increase in dividend income during the year.
- Return on equity: Increased primarily on account of increase in net profits mainly attributable to increase in dividend income during the year.

Notes to Standalone Financial Statements

for the year ended March 31, 2022

All amounts stated are in ₹ Crore except wherever stated otherwise

- 5 Net capital turnover ratio: Increased primarily on account of decrease in working capital mainly attributable to reduction in current liabilities on repayment of short term borrowings, which is partly offset by reduction in current assets.
 - 6 Net profit ratio: Increased primarily on account of increase in net profits mainly attributable to increase in dividend income during the year.
 - 7 Return on capital employed: Increased primarily on account of increase in dividend income during the year.
 - 8 Return on investment : Increased primarily on account of receipt of dividend income and increase in fair value of the investment carried at FVTOCI during the year.
- 43.** Previous year figures have been re-grouped/ rearranged wherever necessary to conform to the current year's classification.

As per our report of even date

For Walker Chandio & Co LLP
Chartered Accountants
Firm Registration No. 001076N/N500013

Neeraj Sharma
Partner
Membership No.: 502103

Place : Noida
Date : May 9, 2022

For and on behalf of the Board of Directors of Dalmia Bharat Limited

Puneet Yadu Dalmia
Managing Director & CEO
DIN: 00022633

Dharmender Tuteja
Chief Financial Officer

Place: New Delhi
Date: May 9, 2022

Gautam Dalmia
Managing Director
DIN: 00009758

Dr. Sanjeev Gemawat
Group General Counsel and Company Secretary
Membership No. F 3669

Independent Auditor's Report

To the Members of Dalmia Bharat Limited

Report on the Audit of the Consolidated Financial Statements

Opinion

- We have audited the accompanying consolidated financial statements of **Dalmia Bharat Limited** ('the Holding Company') and its subsidiaries (the Holding Company and its subsidiaries together referred to as 'the Group'), its associate and joint ventures, as listed in Annexure I, which comprise the Consolidated Balance Sheet as at 31 March 2022, the Consolidated Statement of Profit and Loss (including Other Comprehensive Income), the Consolidated Statement of Changes in Equity and Consolidated Cash Flows Statement for the year then ended, and a summary of the significant accounting policies and other explanatory information.
- In our opinion and to the best of our information and according to the explanations given to us and based on the consideration of the reports of the other auditors on separate financial statements and on the other financial information of the subsidiaries, associate and joint ventures, the aforesaid consolidated financial statements give the information required by the Companies Act, 2013 ('the Act') in the manner so required and give a true and fair view in conformity with the Indian Accounting Standards ('Ind AS') specified under section 133 of the Act, read with the Companies (Indian Accounting Standards) Rules, 2015, and other accounting principles generally accepted in India of the consolidated state of affairs of the Group, its associate and joint ventures, as at 31 March 2022, and their consolidated profit (including other comprehensive income), consolidated cash flows and the consolidated changes in equity for the year ended on that date.

Basis for Opinion

- We conducted our audit in accordance with the Standards on Auditing specified under section 143(10) of the Act. Our responsibilities under those standards are further described in the Auditor's Responsibilities for the Audit of the Consolidated Financial Statements section of our report. We are independent of the Group, its associate and joint ventures in accordance with the Code of Ethics issued by the Institute of Chartered Accountants of India ('ICAI') together with the ethical requirements that are relevant to our audit of the consolidated financial statements under the provisions of the Act and the rules thereunder, and we have fulfilled our other ethical responsibilities in accordance with these requirements and the Code of Ethics. We believe that the audit evidence we have obtained together with the audit evidence obtained by the other auditors in terms of their reports referred to in paragraph 17 of the Other Matters section below, is sufficient and appropriate to provide a basis for our opinion.

Emphasis of Matters

- We draw attention to Note 62 to the accompanying consolidated financial statements for the year ended 31 March 2022, regarding the restatement done by the management of Holding Company in accordance with the principles of Ind AS-8, Accounting Policies, Change in Accounting Estimates and Errors on account of reclassification of its equity investments which are further described in aforesaid note. Our opinion is not modified respect of this matter.
- We draw attention to the following Emphasis of Matter paragraphs included in audit report of the consolidated financial statements of Dalmia Cement (Bharat) Limited ('DCBL'), a wholly owned subsidiary of the Holding Company, audited by an independent firm of Chartered Accountants, vide their audit report dated 9 May 2022 which are reproduced as under:
 - We draw attention to Note 4(b)(ii) to the accompanying consolidated financial statements for the year ended 31 March 2022, which describes that the Parent Company had recognized goodwill arisen on giving impact of such Schemes from the appointed dates, which is being amortised over for a period of 10 years in accordance with the provisions of respective schemes from the respective appointed date, approved by the Hon'ble National Company Law Tribunal, Chennai Bench. As a result of above amortization of goodwill, profit before tax from continuing operations for the year ended 31 March 2022 is lower by ₹ 203 Crore.
 - We draw attention to Note 37(B) to the accompanying consolidated financial statements for the year ended 31 March 2022, in respect of dispute between the Parent Company and Bawri Group (BG). Arbitral Tribunal has passed the Award according to which the Parent Company has to pay ₹ 30 Crore along with interest and cost of arbitration amounting to ₹ 16 Crore to BG. The Award has further rejected the Parent Company's claim of refund of ₹ 59 Crore in respect of investment in optionally redeemable convertible debentures and awarded to transfer 0.01% equity in Saroj Sunrise Pvt Ltd (a BG Group Company) against it. The Parent Company has been legally advised that the Award is patently illegal and ought to be set aside and challenged it before the Delhi High Court. The Court has stayed the operation and execution of the Award qua the amounts awarded against the Parent Company subject to deposit of certain amounts with the Court, which deposit has been made. In view of it, no adjustments are required towards the interest, charges and impairment of investment in these financial statements.

c) We draw attention to Note 9(i)(2) to the accompanying consolidated financial statements for the year ended 31 March 2022, as noticed by the Parent Company, during the financial year ended 31 March 2019, certain mutual fund units (“Securities”) appearing as current investments, valued at ₹ 344 Crore as on 31 March 2019 were illegally, dishonestly and fraudulently transferred to Depository Participant (“DP”) in collusion with Clearing Agent, from demat accounts of the Parent Company’s erstwhile subsidiaries namely OCL India Limited and Dalmia Cement East Limited (which were merged with the Parent Company). Pursuant to the complaint lodged by the Parent Company, Economic Offences Wing, Delhi (“EOW”) seized the Securities and have also filed charge sheet against DP, its MD, Clearing Agent and its business head for committing various offences under Indian Penal Code and further, criminal court has already taken cognizance of the matter. The matter of release of seized securities reached Hon’ble Supreme Court and based on the order of Hon’ble Supreme Court, the Securities were released to the Parent Company upon furnishing bank guarantee of ₹ 344 Crore to the Trial Court. The Securities were later redeemed by the Parent Company during the financial year 2021-22. Hon’ble Supreme Court vide its order dated 11 April 2022 further modified its earlier order permitting the Parent Company to replace its existing bank guarantee of ₹ 344 Crore with fresh bank guarantee of ₹ 100 Crore and corporate guarantee of

₹ 300 Crore. The Parent Company is fully confident that there will be no provision required in these financial statements.

d) We draw attention to Note 54 to the accompanying consolidated financial statements for the year ended 31 March 2022, regarding accounting of the schemes from the appointed dates being 1 April 2019 and 1 April 2020 respectively as approved by the National Company Law Tribunal, though the Schemes has become effective on 1 March 2022 and restatement of comparatives for the previous period / years by the management of the Parent Company.

Our opinion is not modified in respect of these above matters.

Key Audit Matters

6. Key audit matters are those matters that, in our professional judgment and based on the consideration of the reports of the other auditors on separate financial statements of the subsidiaries, associate and joint ventures, were of most significance in our audit of the consolidated financial statements of the current period. These matters were addressed in the context of our audit of the consolidated financial statements as a whole, and in forming our opinion thereon, and we do not provide a separate opinion on these matters.
7. We have determined the matter described below to be the key audit matters to be communicated in our report.

Key audit matter	How our audit addressed the key audit matter
<p>Consolidation process</p> <p>Refer note 1(B)(ii) for the basis of consolidation in the accompanying consolidated financial statements.</p> <p>The Group’s consolidation process involves 35 components (including step-down subsidiaries, associate and joint venture) located across India which is audited by other auditors. These components comprise significant portions of the Group’s assets, liabilities, income and expenses.</p> <p>The process of consolidation is a complex exercise and is carried out manually. It also involves assessment of degree of control/ significant influence and the corresponding accounting treatment, alignment of generally accepted accounting principles, elimination of inter-company balances and transactions.</p> <p>Considering the significance of the components, materiality to the financial statements and complexities involved, the consolidation process has been identified as a Key Audit Matter for audit of the current year.</p>	<p>Our audit procedures for auditing the consolidated financial statements and consolidation adjustments included, but were not limited to the following –</p> <ul style="list-style-type: none"> • Obtained an understanding of the management’s process of preparation of consolidated financial statements comprising the Holding Company and its components. • Evaluated the design and implementation and tested operating effectiveness of key controls with respect to Group’s process of consolidation; • Identified and determined the ‘significant components’ of the Group based on materiality, discussions with the Holding Company management and thereby developed an overall audit plan to perform work around the identified significant components in accordance with the Guidance Note on consolidated financial statements and SA 600 - Using the work of another auditor; • Communicated the group audit instructions to the respective component auditors of identified significant components including and not limited to the materiality, audit risks identified at the Group level and a questionnaire to understand the procedures performed by the component auditors to mitigate those audit risks and their response to the significant transactions and matters identified at the component level; • Assessed the work performed by such other component auditors including discussions with the component auditors to understand their response and findings to the extent applicable; • Obtained the audited financial statements of the components from the management of the Holding Company and traced the information to the consolidation workings provided by management; • Reviewed inter-company eliminations, consolidation adjustments, foreign currency translation adjustments, if any, alignment of Group accounting policies and the resultant tax impacts; and • Assessed the adequacy and appropriateness of disclosures made in accordance with the applicable accounting standards in these consolidated financial statements.

The following Key audit matters with respect to the audit opinion on the consolidated financial statements of Dalmia Cement (Bharat) Limited ('DCBL'), a wholly owned subsidiary of the Holding Company has been reported by other auditor vide their audit report dated 9 May 2022 and have been reproduced by us as under:

Key audit matter	How our audit addressed the key audit matter
<p>Revenue recognition as per Ind AS 115:</p> <p>The accounting policies for revenue recognition are set out in Note 1(B)(iii)(f) to the consolidated financial statements.</p> <p>The terms of sales arrangements, including the timing of transfer of control, the nature of discount and rebates arrangements and delivery specifications, create complexity and judgment in determining sales revenues and accordingly, it was determined to be a key audit matter in our audit of the consolidated financial statements.</p>	<ul style="list-style-type: none"> • Considered the appropriateness of the Parent Company's revenue recognition policy and its compliance in terms of Ind AS 115 'Revenue from contracts with customers'. • Assessed the design and tested the operating effectiveness of internal controls related to sales and related rebates and discounts. • Performed sample tests of individual sales transaction and traced to sales invoices, sales orders and other related documents. In respect of the samples selected, tested that the revenue has been recognized as per the sales agreements. • Assessed the relevant disclosures made in the consolidated financial statements.
<p>Impairment assessment of carrying value of Goodwill:</p> <ul style="list-style-type: none"> • The Parent Company is carrying goodwill of ₹ 559 Crores (net of amortization) arisen on giving impact of Scheme of Arrangement and Amalgamations relating to slump exchange of undertaking of Odisha Cement Limited on going concern basis; • The Parent Company is also carrying goodwill arisen on amalgamation of Adhunik Cement Limited and Adhunik MSP Cement (Assam) Limited. As per the Scheme of Arrangement, excess of cost of investment made over the net assets taken in transferor companies aggregating to ₹ 21 Crores has been recorded as goodwill. • For performing the impairment testing, the Parent Company has used discounted cash flows method to determine the recoverable amount, these discounted cash flow calculations use five-year projection those are based on annual forecasts and present trends. <p>As required under Ind AS 36, goodwill arising on such Schemes of Arrangement and Amalgamation is required to be tested for impairment on annual basis.</p> <p>The estimated recoverable amount of the goodwill is calculated as the higher of the value -in-use or fair value less costs to dispose, which involve significant estimates, assumptions and judgements on future growth rates, discount rates etc.</p> <p>Considering the significance of the matter and various judgement involved, we have identified this as a Key Audit Matter.</p>	<ul style="list-style-type: none"> • We have evaluated that the assumptions used by the management are in line with the present trend and information available. • We obtained and read the valuation report used by the management for determining the fair value of the cash generating unit. • We have assessed the valuation methodology used by the valuer and its professional competence and expertise. • Made inquiries with management to understand drivers of the cash flow forecasts like discount rates, capitalization rates, expected growth rates and terminal growth rates used. • Performed a sensitivity analysis on certain assumptions like discount rates and capitalization rates. • We have assessed the disclosures included in Note 4(b)(ii) to the consolidated Ind AS financial statements.
<p>Litigations matters & Contingent liabilities:</p> <p>The Parent Company is subject to claims and litigations. Major risks identified by the Parent Company in that area relate to claims against the Parent Company and taxation matters. The amounts of claims and litigations may be significant and estimates of the amounts of provisions or contingent liabilities are subject to significant management judgment.</p> <p>Due to complexity involved in these litigation matters, management's judgment regarding recognition and measurement of provisions for these legal proceedings is inherently uncertain and might change over time as the outcomes of the legal cases are determined and it has been considered as a key audit matter.</p>	<ul style="list-style-type: none"> • Assessing the procedures implemented by the Parent company to identify and gather the risks it is exposed to. • Discussion with the management on the development in these litigations during the year ended 31 March 2022. • Obtaining an understanding of the risk analysis performed by the Parent Company, with the relating supporting documentation and studying written statements from internal / external legal experts, when applicable. • Verification that the accounting and / or disclosures as the case may be in the consolidated financial statements is in accordance with the assessment of legal counsel/management. • Obtaining representation letter from the management on the assessment of those matters as per SA 580 (revised) - written representations.

Information other than the Consolidated Financial Statements and Auditor's Report thereon

8. The Holding Company's Board of Directors are responsible for the other information. The other information comprises the information included in the Annual Report, but does not include the consolidated financial statements and our auditor's report thereon.

Our opinion on the consolidated financial statements does not cover the other information and we do not express any form of assurance conclusion thereon.

In connection with our audit of the consolidated financial statements, our responsibility is to read the other information and, in doing so, consider whether the other information is materially inconsistent with the consolidated financial statements or our knowledge obtained in the audit or otherwise appears to be materially misstated. If, based on the work we have performed, we conclude that there is a material misstatement of this other information, we are required to report that fact. We have nothing to report in this regard.

Responsibilities of Management and Those Charged with Governance for the Consolidated Financial Statements

9. The accompanying consolidated financial statements have been approved by the Holding Company's Board of Directors. The Holding Company's Board of Directors are responsible for the matters stated in section 134(5) of the Act with respect to the preparation and presentation of these consolidated financial statements that give a true and fair view of the consolidated financial position, consolidated financial performance including other comprehensive income, consolidated changes in equity and consolidated cash flows of the Group including its associate and joint ventures in accordance with the Ind AS specified under section 133 of the Act read with the Companies (Indian Accounting Standards) Rules, 2015, and other accounting principles generally accepted in India. The Holding Company's Board of Directors are also responsible for ensuring accuracy of records including financial information considered necessary for the preparation of consolidated Ind AS financial statements. Further, in terms of the provisions of the Act the respective Board of Directors of the companies included in the Group, and its associate companies and joint venture companies covered under the Act are responsible for maintenance of adequate accounting records in accordance with the provisions of the Act for safeguarding the assets of the Group and for preventing and detecting frauds and other irregularities; selection and application of appropriate accounting policies; making judgments and estimates that are reasonable and prudent; and design, implementation and maintenance of adequate internal financial controls, that were operating effectively for ensuring the accuracy and completeness of the accounting records, relevant to the preparation and presentation of the financial statements that give a true and fair view and are free from material misstatement, whether due to fraud or error. These financial statements have been used for the purpose of preparation of the consolidated financial statements by the Board of Directors of the Holding Company, as aforesaid.
10. In preparing the consolidated financial statements, the respective Board of Directors of the companies included in the Group and of its associate and joint ventures are responsible for assessing the ability of the Group and of its associate and joint ventures to continue as a going concern, disclosing, as applicable, matters related to going concern and using the going concern basis of accounting unless the Board of Directors either intend to liquidate the Group or to cease operations, or has no realistic alternative but to do so.
11. Those respective Board of Directors are also responsible for overseeing the financial reporting process of the companies included in the Group and of its associate and joint ventures.

Auditor's Responsibilities for the Audit of the Consolidated Financial Statements

12. Our objectives are to obtain reasonable assurance about whether the consolidated financial statements as a whole are free from material misstatement, whether due to fraud or error, and to issue an auditor's report that includes our opinion. Reasonable assurance is a high level of assurance but is not a guarantee that an audit conducted in accordance with Standards on Auditing will always detect a material misstatement when it exists. Misstatements can arise from fraud or error and are considered material if, individually or in the aggregate, they could reasonably be expected to influence

the economic decisions of users taken on the basis of these consolidated financial statements.

13. As part of an audit in accordance with Standards on Auditing specified under section 143(10) of the Act we exercise professional judgment and maintain professional skepticism throughout the audit. We also:
 - Identify and assess the risks of material misstatement of the consolidated financial statements, whether due to fraud or error, design and perform audit procedures responsive to those risks, and obtain audit evidence that is sufficient and appropriate to provide a basis for our opinion. The risk of not detecting a material misstatement resulting from fraud is higher than for one resulting from error, as fraud may involve collusion, forgery, intentional omissions, misrepresentations, or the override of internal control;
 - Obtain an understanding of internal control relevant to the audit in order to design audit procedures that are appropriate in the circumstances. Under section 143(3) (i) of the Act we are also responsible for expressing our opinion on whether the Holding Company has adequate internal financial controls system with reference to financial statements in place and the operating effectiveness of such controls;
 - Evaluate the appropriateness of accounting policies used and the reasonableness of accounting estimates and related disclosures made by management;
 - Conclude on the appropriateness of Board of Directors' use of the going concern basis of accounting and, based on the audit evidence obtained, whether a material uncertainty exists related to events or conditions that may cast significant doubt on the ability of the Group and its associate and joint ventures to continue as a going concern. If we conclude that a material uncertainty exists, we are required to draw attention in our auditor's report to the related disclosures in the financial statements or, if such disclosures are inadequate, to modify our opinion. Our conclusions are based on the audit evidence obtained up to the date of our auditor's report. However, future events or conditions may cause the Group and its associate and joint ventures to cease to continue as a going concern;
 - Evaluate the overall presentation, structure and content of the financial statements, including the disclosures, and whether the financial statements represent the underlying transactions and events in a manner that achieves fair presentation; and
 - Obtain sufficient appropriate audit evidence regarding the financial statements of the entities or business activities within the Group, and its associate and joint ventures, to express an opinion on the consolidated financial statements. We are responsible for the direction, supervision and performance of the audit of financial statements of such entities included in the financial statements, of which we are the independent auditors. For the other entities included in the financial statements, which have been audited by the other auditors, such other auditors remain responsible for the direction, supervision and performance of the audits carried out by them. We remain solely responsible for our audit opinion.
14. We communicate with those charged with governance regarding, among other matters, the planned scope and

timing of the audit and significant audit findings, including any significant deficiencies in internal control that we identify during our audit.

15. We also provide those charged with governance with a statement that we have complied with relevant ethical requirements regarding independence, and to communicate with them all relationships and other matters that may reasonably be thought to bear on our independence, and where applicable, related safeguards.
16. From the matters communicated with those charged with governance, we determine those matters that were of most significance in the audit of the financial statements of the current period and are therefore the key audit matters. We describe these matters in our auditor's report unless law or regulation precludes public disclosure about the matter or when, in extremely rare circumstances, we determine that a matter should not be communicated in our report because the adverse consequences of doing so would reasonably be expected to outweigh the public interest benefits of such communication.

Other Matter

17. We did not audit the financial statements of 31 subsidiaries, whose financial statements reflects total assets of ₹ 25,744 Crores and net assets of ₹ 11,969 Crores as at 31 March 2022, total revenues of ₹ 11,706 Crores and net cash outflows amounting to ₹ 51 Crores for the year ended on that date, as considered in the consolidated financial statements. The consolidated financial statements also include the Group's share of net profit (including other comprehensive income) of ₹ 5 Crores for the year ended 31 March 2022, as considered in the consolidated financial statements, in respect of an associate (including its 5 subsidiaries) and a joint venture, whose financial statements have not been audited by us. These financial statements have been audited by other auditors whose reports have been furnished to us by the management and our opinion on the consolidated financial statements, in so far as it relates to the amounts and disclosures included in respect of these subsidiaries, associate and joint venture, and our report in terms of sub-section (3) of section 143 of the Act in so far as it relates to the aforesaid subsidiaries, associate and joint venture, are based solely on the reports of the other auditors.

Our opinion above on the consolidated financial statements, and our report on other legal and regulatory requirements below, are not modified in respect of the above matters with respect to our reliance on the work done by and the reports of the other auditors.

18. The consolidated financial statements of the Group for the year ended 31 March 2021 were audited by the predecessor auditor, S.S Kothari Mehta & Company, who have expressed an unmodified opinion on those consolidated financial statements vide their audit report dated 30 April 2021.

Report on Other Legal and Regulatory Requirements

19. As required by section 197(16) of the Act based on our audit and on the consideration of the reports of the other auditors, referred to in paragraph 17, on separate financial statements of

the subsidiaries, associate and joint venture, we report that the Holding Company, 5 subsidiary companies and an associate company incorporated in India whose financial statements have been audited under the Act have paid remuneration to their respective directors during the year in accordance with the provisions of and limits laid down under section 197 read with Schedule V to the Act. Further, we report that 26 subsidiary companies and a joint venture incorporated in India whose financial statements have been audited under the Act have not paid or provided for any managerial remuneration during the year. Accordingly, reporting under section 197 (16) of the Act is not applicable in respect of such subsidiary companies and a joint venture.

20. As required by clause (xxi) of paragraph 3 of Companies (Auditor's Report) Order, 2020 ('the Order') issued by the Central Government of India in terms of section 143(11) of the Act, based on the consideration of the Order reports issued till date by us and by the respective other auditors as mentioned in paragraph 17 above, of companies included in the consolidated financial statements for the year ended 31 March 2022 and covered under the Act, refer Annexure II for details of qualifications and/or adverse remarks given by the respective auditors in the Order reports of such companies.

21. As required by section 143(3) of the Act, based on our audit and on the consideration of the reports of the other auditors on separate financial statements and other financial information of the subsidiaries, associate and joint venture incorporated in India whose financial statements have been audited under the Act, we report, to the extent applicable, that:

- a) We have sought and obtained all the information and explanations which to the best of our knowledge and belief were necessary for the purpose of our audit of the aforesaid consolidated financial statements;
- b) In our opinion, proper books of account as required by law relating to preparation of the aforesaid consolidated financial statements have been kept so far as it appears from our examination of those books and the reports of the other auditors;
- c) The consolidated financial statements dealt with by this report are in agreement with the relevant books of account maintained for the purpose of preparation of the consolidated financial statements;
- d) In our opinion, the aforesaid consolidated financial statements comply with Ind AS specified under section 133 of the Act read with the Companies (Indian Accounting Standards) Rules, 2015;
- e) On the basis of the written representations received from the directors of the Holding Company and its subsidiary company and taken on record by the Board of Directors of the Holding Company and its subsidiary company, and the reports of the statutory auditors of its subsidiary companies, associate company and joint venture company, covered under the Act, none of the directors of the Group companies, its associate company and joint venture company, are disqualified as on 31 March 2022 from being appointed as a director in terms of section 164(2) of the Act.

- f) With respect to the adequacy of the internal financial controls with reference to financial statements of the Holding Company, and its subsidiary companies, associate company and joint venture company covered under the Act, and the operating effectiveness of such controls, refer to our separate report in 'Annexure III' wherein we have expressed an unmodified opinion; and
- g) With respect to the other matters to be included in the Auditor's Report in accordance with rule 11 of the Companies (Audit and Auditors) Rules, 2014 (as amended), in our opinion and to the best of our information and according to the explanations given to us and based on the consideration of the report of the other auditors on separate financial statements and other financial information of the subsidiaries, associate and joint venture incorporated in India whose financial statements have been audited under the Act:
- i. The consolidated financial statements disclose the impact of pending litigations on the consolidated financial position of the Group, its associate and joint venture as detailed in Note 37(A) to 37(D) to the consolidated financial statements;
 - ii. The Holding Company, its subsidiary companies, associate company and joint venture company did not have any long-term contracts including derivative contracts for which there were any material foreseeable losses as at 31 March 2022.;
 - iii. There has been no delay in transferring amounts, required to be transferred, to the Investor Education and Protection Fund by the Holding Company, and its subsidiary companies, associate company and joint venture company during the year ended 31 March 2022.;
 - iv. a. The respective managements of the Holding Company and its subsidiary company incorporated in India whose financial statements have been audited under the Act have represented to us and the other auditors of such subsidiaries, associate and joint venture respectively that, to the best of their knowledge and belief, as disclosed in Note 67(iii) to the consolidated financial statements, no funds have been advanced or loaned or invested (either from borrowed funds or securities premium or any other sources or kind of funds) by the Holding Company or its subsidiary companies, its associate companies or its joint venture companies to or in any person(s) or entity(ies), including foreign entities ('the intermediaries'), with the understanding, whether recorded in writing or otherwise, that the intermediary shall, whether, directly or indirectly lend or invest in other persons or entities identified in any manner whatsoever by or on behalf of the Holding Company, or any such subsidiary companies, its associate company or its joint venture company ('the Ultimate Beneficiaries') or provide any guarantee, security or the like on behalf the Ultimate Beneficiaries;
 - b. The respective managements of the Holding Company and its subsidiary company incorporated in India whose financial statements have been audited under the Act have represented to us and the other auditors of such subsidiaries, associate and joint venture respectively that, to the best of their knowledge and belief, as disclosed in the Note 67(iv) to the accompanying consolidated financial statements, no funds have been received by the Holding Company or its subsidiary companies, or its associate companies or its joint venture companies from any person(s) or entity(ies), including foreign entities ('the Funding Parties'), with the understanding, whether recorded in writing or otherwise, that the Holding Company, or any such subsidiary companies, its associate company or its joint venture company shall, whether directly or indirectly, lend or invest in other persons or entities identified in any manner whatsoever by or on behalf of the Funding Party ('Ultimate Beneficiaries') or provide any guarantee, security or the like on behalf of the Ultimate Beneficiaries; and
 - c. Based on such audit procedures performed by us and that performed by the auditors of the subsidiaries, associate and joint venture, as considered reasonable and appropriate in the circumstances, nothing has come to our or other auditors' notice that has caused us or the other auditors to believe that the management representations under sub-clauses (a) and (b) above contain any material misstatement.
 - v. a. The interim dividend declared and paid by the Holding Company and its subsidiary companies during the year ended 31 March 2022 and until the date of this audit report is in compliance with section 123 of the Act.
 - b. The final dividend paid by the Holding Company and its subsidiary companies during the year ended 31 March 2022 in respect of such dividend declared for the previous year is in accordance with section 123 of the Act to the extent it applies to payment of dividend.
 - c. As stated in Note 13 to the accompanying consolidated financial statements, the Board of Directors of the Holding Company have proposed final dividend for the year ended 31 March 2022 which is subject to the approval of the members at the ensuing Annual General Meeting. The dividend declared is in accordance with section 123 of the Act to the extent it applies to declaration of dividend

For **Walker Chandiok & Co LLP**

Chartered Accountants

Firm's Registration No.: 001076N/N500013

Neeraj Sharma

Partner

Place: Noida

Date: 9 May 2022

Membership No.: 502103

UDIN: 22502103AIQNMJ8869

Annexure I

List of entities included in the Statement

I) Subsidiaries / step down subsidiaries:

1. Dalmia Cement (Bharat) Limited
2. Dalmia Power Limited
3. D.I. Properties Limited
4. Shri Rangam Properties Limited
5. Dalmia Minerals and Properties Limited
6. Sri Shanamugha Mines & Minerals Limited
7. Sri Subramanya Mines & Minerals Limited
8. Ishita Properties Limited
9. Hemshila Properties Limited
10. Geetee Estates Limited
11. Sri Swaminatha Mines & Minerals Limited
12. Sri Trivikrama Mines & Properties Limited
13. Sri Madhusudana Mines and Properties Limited
14. Golden Hills Resort Private Limited
15. Rajputana Properties Private Limited
16. Sutnga Mines Private Limited
17. Cosmos Cements Limited
18. Calcom Cement India Limited
19. RCL Cements Limited
20. SCL Cements Limited
21. Vinay Cement Limited

22. Bangaru Kamakshiamman Agro Farms Private Limited
23. JayeVijay Agro Farms Private Limited
24. Alsthom Industries Limited
25. Chandrasekara Agro Farms Private Limited
26. Dalmia DSP Limited
27. HOPCO Industries Limited
28. Murli Industries Limited
29. DPVL Ventures LLP
30. Ascension Mercantile Private Limited
31. Ascension Multiventures Private Limited
32. Dalmia Bharat Green Vision Limited (w.e.f. 22 May 2021)

II) Associate and its subsidiaries:

1. Dalmia Bharat Refractories Limited ('DBRL')
2. OCL Global Limited, (a subsidiary of DBRL)
3. Dalmia OCL Limited, (a subsidiary of DBRL)
4. OCL China Limited, (a subsidiary of DBRL)
5. Dalmia GSB Refractories, (a subsidiary of DBRL)
6. Dalmia Seven Refractories Limited, (a subsidiary of DBRL)

III) Joint Ventures:

1. Radhikapur (West) Coal Mining Private Limited
2. Khappa Coal Company Private Limited (share of profit/loss not considered)

Annexure II

Details of qualifications and/or adverse remarks given by the respective auditors in the Order reports of such companies

S No	Name	CIN	Holding Company / subsidiary / Associate / Joint Venture	Clause number of the CARO report which is qualified or adverse
1	Dalmia Bharat Limited	L14200TN2013PLC112346	Holding Company	3(iii)(c) and 3(iii)(d)
2	Radhikapur (West) Coal Mining Private Limited	U10100OR2010PTC011795	Joint Venture	3(iii)(d)

Annexure III

to the Independent Auditor's Report of even date to the members of Dalmia Bharat Limited on the consolidated financial statements for the year ended 31 March 2022

Independent Auditor's Report on the internal financial controls with reference to financial statements under Clause (i) of sub-section 3 of Section 143 of the Companies Act, 2013 ('the Act')

1. In conjunction with our audit of the consolidated financial statements of Dalmia Bharat Limited ('the Holding Company') and its subsidiaries (the Holding Company and its subsidiaries together referred to as 'the Group'), its associate company and its joint ventures as at and for the year ended 31 March 2022, we have audited the internal financial controls with reference to financial statements of the Holding Company, its subsidiary companies, its associate company and its joint ventures, which are covered under the Act, as at that date.

Responsibilities of Management and Those Charged with Governance for Internal Financial Controls

2. The respective Board of Directors of the Holding Company, its subsidiary companies, its associate company and its joint ventures which are companies covered under the Act, are responsible for establishing and maintaining internal financial controls based on internal financial controls with reference to financial statements criteria established by the Group considering the essential components of internal control stated in the guidance note on audit of Internal Financial Control over Financial Reporting ("the Guidance Note") issued by the Institute of Chartered Accountants of India (ICAI).

Auditor's Responsibility for the Audit of the Internal Financial Controls with Reference to Financial Statements

3. Our responsibility is to express an opinion on the internal financial controls with reference to financial statements of the Holding Company, its subsidiary companies, its associate company and its joint ventures, as aforesaid, based on our audit. We conducted our audit in accordance with the Standards on Auditing issued by the ICAI prescribed under Section 143(10) of the Act, to the extent applicable to an audit of internal financial controls with reference to financial statements, and the Guidance Note issued by the ICAI. Those Standards and the Guidance Note require that we comply with ethical requirements and plan and perform the audit to obtain reasonable assurance about whether adequate internal financial controls with reference to financial statements were established and maintained and if such controls operated effectively in all material respects.

4. Our audit involves performing procedures to obtain audit evidence about the adequacy of the internal financial controls with reference to financial statements and their operating effectiveness. Our audit of internal financial controls with reference to financial statements includes obtaining an understanding of such internal financial controls, assessing the risk that a material weakness exists, and testing and evaluating the design and operating effectiveness of internal control based

on the assessed risk. The procedures selected depend on the auditor's judgement, including the assessment of the risks of material misstatement of the financial statements, whether due to fraud or error.

5. We believe that the audit evidence we have obtained and the audit evidence obtained by the other auditors in terms of their reports referred to in the Other Matter paragraph below, is sufficient and appropriate to provide a basis for our audit opinion on the internal financial controls with reference to financial statements of the Holding Company, its subsidiary companies, its associate company and its joint ventures as aforesaid.

Meaning of Internal Financial Controls with Reference to Financial Statements

6. A Company's internal financial controls with reference to financial statements is a process designed to provide reasonable assurance regarding the reliability of financial reporting and the preparation of financial statements for external purposes in accordance with generally accepted accounting principles. A Company's internal financial controls with reference to financial statements include those policies and procedures that (1) pertain to the maintenance of records that, in reasonable detail, accurately and fairly reflect the transactions and dispositions of the assets of the Company; (2) provide reasonable assurance that transactions are recorded as necessary to permit preparation of financial statements in accordance with generally accepted accounting principles, and that receipts and expenditures of the Company are being made only in accordance with authorisations of management and directors of the company; and (3) provide reasonable assurance regarding prevention or timely detection of unauthorised acquisition, use, or disposition of the company's assets that could have a material effect on the financial statements.

Inherent Limitations of Internal Financial Controls with Reference to Financial Statements

7. Because of the inherent limitations of internal financial controls with reference to financial statements, including the possibility of collusion or improper management override of controls, material misstatements due to error or fraud may occur and not be detected. Also, projections of any evaluation of the internal financial controls with reference to financial statements to future periods are subject to the risk that the internal financial controls with reference to financial statements may become inadequate because of changes in conditions, or that the degree of compliance with the policies or procedures may deteriorate.

Opinion

8. In our opinion and based on the consideration of the reports of the other auditors on internal financial controls with reference to financial statements of the subsidiary companies, associate company and joint venture, the Holding Company, its subsidiary companies, its associate company and its joint venture, which

are companies covered under the Act, have in all material respects, adequate internal financial controls with reference to financial statements and such controls were operating effectively as at 31 March 2022, based on the internal financial control with reference financial statements criteria established by the Group considering the essential components of internal control stated in the Guidance Note on audit of Internal Financial Control over Financial Reporting issued by the ICAI.

Other Matter

- We did not audit the internal financial controls with reference to financial statements insofar as it relates to 30 subsidiary companies, which are companies covered under the Act, whose financial statements reflect total assets of ₹ 24,337 Crores and net assets of ₹ 10,862 Crores as at 31 March 2022, total revenues of ₹ 11,706 Crores and net cash outflows amounting to ₹ 51 Crores for the year ended on that date, as considered in the consolidated financial statements. The consolidated financial statements also include the Group's share of net profit (including other comprehensive income) of ₹ 5 Crores for the year ended 31 March 2022, in respect of an associate company and a joint venture company, which are companies covered under the Act, whose internal financial controls with

reference to financial statements have not been audited by us. The internal financial controls with reference to financial statements in so far as it relates to such subsidiary companies, associate company and joint venture company have been audited by other auditors whose reports have been furnished to us by the management and our report on the adequacy and operating effectiveness of the internal financial controls with reference to financial statements for the Holding Company, its subsidiary companies, its associate company and joint venture company, as aforesaid, under Section 143(3)(i) of the Act in so far as it relates to such subsidiary companies, associate company and joint venture company is based solely on the reports of the auditors of such companies. Our opinion is not modified in respect of this matter with respect to our reliance on the work done by and on the reports of the other auditors.

For **Walker Chandiok & Co LLP**

Chartered Accountants

Firm's Registration No.: 001076N/N500013

Neeraj Sharma

Partner

Membership No.: 502103

UDIN: 22502103AIQNMJ8869

Place: Noida

Date: 9 May 2022

Consolidated Balance Sheet

as at March 31, 2022

All amounts stated are in ₹ Crore except wherever stated otherwise

Particulars	Notes	As at March 31, 2022	As at March 31, 2021 *	As at April 1, 2020 *
ASSETS				
Non-current assets				
Property, plant and equipment	2	10,532	9,824	8,419
Capital work-in-progress	3	1,036	869	1,702
Investment properties	4(a)	1	1	0
Goodwill	4(b)	807	1,011	1,218
Other intangible assets	4(c)	2,556	2,606	2,750
Right-of-use assets	35(a)	112	184	168
Intangible assets under development	4(d)	11	137	38
Biological assets other than bearer plants	4(e)	0	0	0
Investments accounted using equity method	5	385	379	8
Financial assets				
(i) Investments	6(i)	920	361	153
(ii) Loans	6(ii)	9	11	14
(iii) Other financial assets	6(iii)	159	149	189
Income tax assets (net)		85	63	72
Deferred tax assets (net)	16	399	156	142
Other non-current assets	7	347	231	254
Total non-current assets		17,359	15,982	15,127
Current assets				
Inventories	8	945	760	974
Financial assets				
(i) Investments	9(i)	4,399	3,293	2,698
(ii) Trade receivables	9(ii)	673	511	664
(iii) Cash and cash equivalents	9(iii)	140	195	266
(iv) Bank balances other than (iii) above	9(iv)	20	52	137
(v) Loans	9(v)	10	66	42
(vi) Other financial assets	9(vi)	676	643	734
Other current assets	10	494	392	419
Total current assets		7,357	5,912	5,934
Assets or disposal group classified as held for sale	11	155	148	2
Total assets		24,871	22,042	21,063
EQUITY AND LIABILITIES				
Equity				
Equity share capital	12	37	37	39
Other equity	13	15,650	12,773	10,565
Equity attributable to Owners of the Parent Company		15,687	12,810	10,604
Non-controlling interest		72	34	25
Total equity		15,759	12,844	10,629
Liabilities				
Non-current liabilities				
Financial liabilities				
(i) Borrowings	14(i)	1,922	2,089	3,505
(ii) Lease liabilities	35(a)	40	101	59
(iii) Trade payables				
- total outstanding dues of micro enterprises and small enterprises		-	-	-
- total outstanding dues of creditors other than micro enterprises and small enterprises		-	-	3
(iv) Other financial liabilities	14(ii)	3	5	3
Government grants	15	102	104	122
Deferred tax liabilities (net)	16	2,034	1,815	1,419
Other non current liabilities	17	57	85	94
Provisions	18	178	176	157
Total non-current liabilities		4,336	4,375	5,362
Current liabilities				
Financial liabilities				
(i) Borrowings	19(i)	1,197	1,619	2,445
(ii) Lease liabilities	35(a)	17	30	40
(iii) Trade payables	19(ii)			
- total outstanding dues of micro enterprises and small enterprises		37	14	13
- total outstanding dues of creditors other than micro enterprises and small enterprises		813	885	816
(iv) Other financial liabilities	19(iii)	1,476	1,277	1,065
Government grants	15	23	20	18
Current tax liabilities (net)		340	48	77
Other current liabilities	20	785	837	551
Provisions	21	88	93	47
Total current liabilities		4,776	4,823	5,072
Total liabilities		9,112	9,198	10,434
Total equity and liabilities		24,871	22,042	21,063
* Restated (refer note 54 and 62)				
Significant accounting policies	18			

The accompanying notes are an integral part of these consolidated financial statements.
As per our report of even date

For Walker Chandiook & Co LLP
Chartered Accountants
Firm Registration No. 001076N/N500013

Neeraj Sharma
Partner
Membership No.: 502103

For and on behalf of the Board of Directors of Dalmia Bharat Limited

Puneet Yadu Dalmia
Managing Director & CEO
DIN: 00022633

Dharmender Tuteja
Chief Financial Officer

Gautam Dalmia
Managing Director
DIN: 00009758

Dr. Sanjeev Gemawat
Group General Counsel and Company Secretary
Membership No. F 3669

Place : Noida
Date : May 9, 2022

Place : New Delhi
Date : May 9, 2022

Consolidated Statement of Profit and Loss

for the year ended March 31, 2022

All amounts stated are in ₹ Crore except wherever stated otherwise

Particulars	Notes	Year ended March 31, 2022	Year ended March 31, 2021 *
Continuing operations:			
Income			
Revenue from operations	22	11,286	10,110
Other income	23	155	181
Total income		11,441	10,291
Expenses			
Cost of raw materials consumed	24	1,530	1,474
Purchases of stock in trade		7	9
Changes in inventories of finished goods, work-in-progress and stock in trade	25	(65)	60
Employees benefits expense	26	744	659
Finance costs:			
- Interest cost	27(a)	188	314
- Other borrowing costs (including exchange differences on borrowings (net))	27(b)	14	(11)
Foreign currency fluctuation (net)		(5)	(8)
Depreciation and amortisation expense	2(vi)	1,236	1,250
Power and fuel (refer note 45 and 46)		2,570	1,659
Freight charges (refer note 45):			
- on finished goods		2,056	1,822
- on internal clinker transfer		299	251
Other expenses	28	1,719	1,414
Total expenses		10,293	8,893
Profit before exceptional items and tax expense		1,148	1,398
Exceptional items (net)	29	(2)	(34)
Profit before tax		1,146	1,364
Tax expense (refer note 16)			
Current tax		187	30
Deferred tax charge/ (credit)		(211)	385
Tax adjustments for earlier years		10	(237)
Total tax expense/ (credit)		(14)	178
Profit after tax for the year from continuing operations		1,160	1,186
Add: Share of profit/ (loss) in associate and joint venture (net of tax)		5	(1)
Profit for the year after share of profit in associate and joint venture from continuing operations		1,165	1,185
Discontinued operation:			
Profit/ (loss) before tax from discontinued operations	31	10	(3)
Tax expense/ (credit) on discontinued operations		2	(1)
Profit/ (loss) for the year from discontinued operations		8	(2)
Profit for the year (A)		1,173	1,183
Profit for the year attributable to:			
Non-controlling interest		29	12
Owners of the Parent Company		1,144	1,171
Other comprehensive income (OCI)			
(i) Items that will not be reclassified to profit or loss			
- Re-measurement (loss) on defined benefit plans		(2)	(4)
- Change in fair value of financial instruments through other comprehensive income		2,050	1,432
- Share of other comprehensive income/ (loss) of associate		(2)	16
- Income tax relating to items that will not be reclassified to profit or loss		(233)	(142)
(ii) Items that will be reclassified to profit or loss			
- Share of other comprehensive income of associate		2	(0)
- Cumulative gain on foreign currency translation reclassified to profit or loss		-	(9)
- Income tax relating to item that will be reclassified to profit or loss		-	-
Other comprehensive income for the year (B)		1,815	1,293
Other comprehensive income for the year attributable to:			
Non-controlling interest		0	(0)
Owners of the Parent Company		1,815	1,293
Total comprehensive income for the year (A+B)		2,988	2,476
Total comprehensive income for the year attributable to:-			
Non-controlling interest		29	12
Owners of the Parent Company		2,959	2,464
Earnings per share [Nominal value of Rupees 2 each]			
(a) Continuing operations			
Basic (In Rupees)	30	60.72	62.55
Diluted (In Rupees)		60.65	62.46
(b) Discontinued operations			
Basic (In Rupees)		0.46	(0.10)
Diluted (In Rupees)		0.46	(0.10)
(c) Continuing and discontinued operations			
Basic (In Rupees)		61.18	62.45
Diluted (In Rupees)		61.11	62.36
* Restated (refer note 54 and 62)			
Significant accounting policies	1B		

The accompanying notes are an integral part of these consolidated financial statements.
As per our report of even date

For Walker Chandiook & Co LLP
Chartered Accountants
Firm Registration No. 001076N/N500013

Neeraj Sharma
Partner
Membership No.: 502103

For and on behalf of the Board of Directors of Dalmia Bharat Limited

Puneet Yadu Dalmia
Managing Director & CEO
DIN: 00022633

Dharmender Tuteja
Chief Financial Officer

Gautam Dalmia
Managing Director
DIN: 00009758

Dr. Sanjeev Gemawat
Group General Counsel and Company Secretary
Membership No. F 3669

Place : Noida
Date : May 9, 2022

Place : New Delhi
Date : May 9, 2022

Consolidated Statement of Changes in Equity

for the year ended March 31, 2022

All amounts stated are in ₹ Crore except wherever stated otherwise

a. Equity share capital:

Particulars	No. of shares	Amount
Equity shares of Rupees 2 each issued, subscribed and fully paid		
As at April 1, 2020	19,29,58,553	39
Changes in equity share capital:		
Shares bought back and extinguished during the year (note 12(a))	(61,66,540)	(1)
Shares issued on exercise of employee stock options (note 34)	3,25,500	0
As at March 31, 2021	18,71,17,513	37
Changes in equity share capital:		
Shares issued on exercise of employee stock options (note 34)	2,51,160	0
As at March 31, 2022	18,73,68,673	37

b. Other equity:

Particulars	Attributable to Owners of the Parent Company			
	Securities premium	Capital reserve	General reserve	Capital redemption reserve
As at April 1, 2020	7,705	277	4	-
Changes in accounting policy or prior period errors	-	-	-	-
Restated balance at April 1, 2020	7,705	277	4	-
Profit for the year	-	-	-	-
Other comprehensive income (net of tax):				
Re-measurement (loss) on defined benefit plan	-	-	-	-
Change in fair value of financial instruments through OCI	-	-	-	-
Cumulative gain on foreign currency translation reclassified to profit or loss (refer note 54)	-	-	-	-
Share of other comprehensive income/ (loss) of associate	-	-	-	-
Total comprehensive income for the year	-	-	-	-
Premium on issue of employee stock options	5	-	-	-
Exercise of employee stock options	7	-	-	-
Employee stock option expense (refer note 34)	-	-	-	-
Transfer to retained earnings on sale of equity instruments through OCI	-	-	-	-
Acquisition of a subsidiary (refer note 61)	-	141	-	-
Debenture redemption reserve released during the year	-	-	-	-
Pursuant to loss of control in subsidiaries (refer note 54)	-	3	-	-
Amount transferred to retained earnings	-	(2)	(2)	-
Amount paid upon buyback of equity shares (refer note 12(a))	(328)	-	-	-
Tax on buyback of equity shares (refer note 12(a))	(76)	-	-	-
Transaction costs for buyback of equity shares (refer note 12(a))	(3)	-	-	-
Amount transferred to capital redemption reserve upon buyback (refer note 12(a))	-	-	-	1
Amount transferred from retained earnings upon redemption of preference shares	-	-	-	(0)
As at March 31, 2021	7,310	419	2	1
Restated balance at April 1, 2021	7,310	419	2	1
Profit for the year	-	-	-	-
Other comprehensive income (net of tax):				
Re-measurement (loss) on defined benefit plan	-	-	-	-
Change in fair value of financial instruments through OCI	-	-	-	-
Share of other comprehensive (loss) of associate	-	-	-	-
Total comprehensive income for the year	-	-	-	-
Premium on issue of employee stock options	5	-	-	-
Exercise of employee stock options	6	-	-	-
Employee stock option expense (refer note 34)	-	-	-	-
Transfer to retained earnings on sale of equity instruments through OCI	-	-	-	-
Share of deemed capital contribution transferred to non-controlling interest	-	-	-	-
Debenture redemption reserve released during the year	-	-	-	-
Transfer to debenture redemption reserve	-	-	-	-
Dividends paid (refer note 13)	-	-	-	-
As at March 31, 2022	7,322	419	2	1

For description of the purposes of each reserve within equity, refer note 13 of these consolidated financial statements. The accompanying notes are an integral part of these consolidated financial statements. As per our report of even date

For Walker Chandiook & Co LLP
Chartered Accountants
Firm Registration No. 001076N/N500013

Neeraj Sharma
Partner
Membership No.: 502103

Place : Noida
Date : May 9, 2022

Consolidated Statement of Changes in Equity

for the year ended March 31, 2022

All amounts stated are in ₹ Crore except wherever stated otherwise

Attributable to Owners of the Parent Company			Other comprehensive income		Total other equity attributable to Owners of the Parent Company	Attributable to non controlling interest	Total other equity
Debt redemption reserve	Retained earnings	Employee stock option outstanding	Exchange difference on translation of foreign operations	Equity instruments through OCI			
55	2,170	11	9	291	10,522	25	10,547
-	-	-	-	43	43	-	43
55	2,170	11	9	334	10,565	25	10,590
-	1,171	-	-	-	1,171	12	1,183
-	(3)	-	-	-	(3)	(0)	(3)
-	-	-	-	1,289	1,289	-	1,289
-	-	-	(9)	-	(9)	-	(9)
-	(0)	-	(0)	16	16	-	16
-	1,168	-	(9)	1,305	2,464	12	2,476
-	-	-	-	-	5	-	5
-	-	(7)	-	-	-	-	-
-	-	2	-	-	2	-	2
-	149	-	-	(149)	-	-	-
-	-	-	-	-	141	-	141
(36)	36	-	-	-	-	-	-
-	-	-	-	-	3	(3)	(0)
-	4	-	-	-	-	-	-
-	-	-	-	-	(328)	-	(328)
-	-	-	-	-	(76)	-	(76)
-	-	-	-	-	(3)	-	(3)
-	(1)	-	-	-	-	-	-
-	0	-	-	-	-	-	-
19	3,526	6	(0)	1,490	12,773	34	12,807
19	3,526	6	(0)	1,490	12,773	34	12,807
-	1,144	-	-	-	1,144	29	1,173
-	(2)	-	-	-	(2)	0	(2)
-	-	-	-	1,817	1,817	-	1,817
-	0	-	2	(2)	(0)	-	(0)
-	1,142	-	2	1,815	2,959	29	2,988
-	-	-	-	-	5	-	5
-	-	(6)	-	-	-	-	-
-	-	21	-	-	21	-	21
-	460	-	-	(460)	-	-	-
-	(9)	-	-	-	(9)	9	-
(19)	19	-	-	-	-	-	-
0	(0)	-	-	-	-	-	-
-	(100)	-	-	-	(100)	-	(100)
0	5,038	21	2	2,845	15,650	72	15,722

For and on behalf of the Board of Directors of Dalmia Bharat Limited,

Puneet Yadu Dalmia
Managing Director & CEO
DIN: 00022633

Dharmender Tuteja
Chief Financial Officer
Place : New Delhi
Date: May 9, 2022

Gautam Dalmia
Managing Director
DIN: 00009758

Dr. Sanjeev Gemawat
Group General Counsel and Company Secretary
Membership No. F 3669

Consolidated Statement of Cash Flows

for the year ended March 31, 2022

All amounts stated are in ₹ Crore except wherever stated otherwise

Particulars	Year ended March 31, 2022	Year ended March 31, 2021*
A. Cash flow from operating activities		
Profit before tax from continuing operations	1,146	1,364
Profit/ (loss) before tax from discontinued operations	10	(3)
	1,156	1,361
Adjustments to reconcile profit before tax to net cash flows:		
Depreciation and amortisation	1,237	1,250
Exceptional items (net) (refer note 29)	2	34
Provision for impairment allowance (net)	22	14
Bad debts/ advances written off (net)	5	2
Gain on sale of Hippo Stores business (refer note 31(a))	(63)	-
Reversal of impairment in value of investment of joint venture	-	(4)
Liabilities no longer required written back	(19)	(0)
Expenses on employees stock options scheme	21	1
Dividend (income)	(29)	(15)
Exchange difference (net)	3	(21)
Interest expense (including other borrowing costs)	193	319
Interest income	(57)	(115)
Gain on termination of leases	(2)	(2)
(Gain)/ loss on change of fair value of investments measured at FVTPL	54	(14)
(Profit) on sale of investments (net)	(94)	(26)
(Profit) on disposal of property, plant and equipment (net)	(6)	(4)
Share of profit/ (loss) in associate and joint venture	5	(1)
Operating profit before working capital changes	2,428	2,779
Working capital adjustments:		
(Increase)/ decrease in inventories	(210)	73
(Increase) in trade receivables	(168)	(25)
(Increase)/ decrease in financial and other assets	(173)	147
Increase in trade and other payables	29	553
Increase in provisions and government grants	7	33
Cash generated from operations	1,913	3,560
Income tax refund (net)	24	44
Net cash flow from operating activities	1,937	3,604
B. Cash flow from investing activities		
Purchase of property, plant and equipment and intangibles	(1,769)	(1,035)
Proceeds from sale of property, plant and equipment	13	8
(Purchase) of non current investments	(6)	-
Proceeds from sale of current investments (net)	545	672
Loans given to a body corporate	-	(26)
Loans repaid by a body corporate	24	3
Proceeds on sale of Hippo Stores business (refer note 31(a))	35	-
Acquisition of subsidiaries	-	(69)
Loan given in relation to business acquisition	-	(35)
Fixed deposits matured (having original maturity of more than three months)	35	60
Interest received	46	106
Dividend received	29	15
Net cash flow (used) in investing activities	(1,048)	(301)

Consolidated Statement of Cash Flows

for the year ended March 31, 2022

All amounts stated are in ₹ Crore except wherever stated otherwise

Particulars	Year ended March 31, 2022	Year ended March 31, 2021*
C. Cash flow from financing activities		
Payment on buyback of equity shares	-	(329)
Tax on buyback of equity shares	-	(76)
Transaction costs for buyback of equity shares	-	(0)
Proceeds from issue of shares on exercise of stock options	5	5
Proceeds from long term borrowings	570	1,277
(Repayment) of long term borrowings	(1,035)	(3,106)
Availment of short term foreign currency loan	190	184
(Repayment) of short term foreign currency loan	(104)	(477)
(Repayment) of borrowings pursuant to acquisition of a subsidiary #	-	(294)
(Repayment) of other short term borrowings (net)	(201)	(118)
Interest paid	(232)	(396)
Payment of principal portion of lease liabilities	(35)	(45)
Dividends paid	(100)	-
Net cash flow (used in) financing activities	(942)	(3,375)
Net (decrease) in cash and cash equivalents (A+B+C)	(53)	(72)
Cash and cash equivalents at the beginning of the year	195	266
Add: Cash and cash equivalents on acquisition of a subsidiary	-	35
Less: Cash and cash equivalents on loss of control in a subsidiary	-	(34)
Less: Transferred pursuant to sale of Hippo Stores business (refer note 31(a))	(2)	-
Cash and cash equivalents at the end of the year (refer note 9(iii))	140	195

* Restated (refer note 54)

included ₹ 17 towards non current borrowings.

Notes:

- (a) The above Cash Flow Statement has been prepared under the 'Indirect Method' as set out in the Indian Accounting Standard (Ind AS 7) 'Statement of Cash Flows'.
- (b) Changes in liabilities arising from financing activities:

Particulars	As at April 1, 2021	Cash flows	Fair value changes	Foreign exchange movement	Reclassification	As at March 31, 2022
Non current borrowings (including current maturities of non current borrowings)	2,886	(465)	(6)	(5)	5	2,415
Current borrowings	822	(115)	(1)	3	(5)	704

Particulars	As at April 1, 2020	Cash flows	Fair value changes	Foreign exchange movement	Acquisition of subsidiary	Others	As at March 31, 2021
Non current borrowings (including current maturities of non current borrowings)	4,704	(1,846)	16	(3)	17	(2)	2,886
Current borrowings	1,246	(679)	-	(7)	279	(17)	822

For lease liabilities, refer note 35(a).

The accompanying notes are an integral part of these consolidated financial statements.

As per our report of even date

For Walker Chandiook & Co LLP
Chartered Accountants
Firm Registration No. 001076N/N500013

Neeraj Sharma
Partner
Membership No.: 502103

Place : Noida
Date : May 9, 2022

For and on behalf of the Board of Directors of Dalmia Bharat Limited

Puneet Yadu Dalmia
Managing Director & CEO
DIN: 00022633

Dharmender Tuteja
Chief Financial Officer

Place: New Delhi
Date: May 9, 2022

Gautam Dalmia
Managing Director
DIN: 00009758

Dr. Sanjeev Gemawat
Group General Counsel and Company Secretary
Membership No. F 3669

Notes to Consolidated Financial Statements

for the year ended March 31, 2022

All amounts stated are in ₹ Crore except wherever stated otherwise

Note 1

A. Corporate Information

The consolidated financial statements comprise financial statements of Dalmia Bharat Limited ('the Company' or 'Parent Company'), its subsidiaries (collectively, the Group), associate and joint ventures for the year ended March 31, 2022.

The Parent Company is a public company domiciled in India was incorporated on July 12, 2013 in the name of Odisha Cement Limited under the Companies Act, 1956 and as per the Scheme of Arrangement and Amalgamation approved by the NCLT, Chennai, the name of the Company was changed from Odisha Cement Limited to Dalmia Bharat Limited vide fresh certificate of incorporation dated April 15, 2019. Its equity shares are listed on National Stock Exchange (NSE) and Bombay Stock Exchange (BSE) in India. The registered office of the Company is located at Dalmiapuram Distt Tiruchirappalli Tamil Nadu-621651.

The Group is principally engaged in the business of manufacturing and selling of cement and its related products. Information on the Group's structure is provided in note 53.

The Scheme of Arrangement between Parent Company's subsidiary namely Dalmia Cement (Bharat) Limited ('DCBL') and its then subsidiary namely Dalmia Bharat Refractories Limited ('DBRL') ('Scheme 1'), and the Scheme of Amalgamation of Dalmia Refractories Limited ('DRL') and its then subsidiary GSB Refractories India Private Limited ('GSB India') with DBRL ('Scheme 2'), were approved by the National Company Law Tribunal, Chennai Bench, vide its order as stated in note no. 54 below. The Scheme(s) became effective on March 1, 2022 with appointed date(s) being April 1, 2019 and April 1, 2020, respectively.

The financial statements for the year ended March 31, 2022 were authorised for issue in accordance with a resolution of the Board of Directors on May 9, 2022.

B. Significant accounting policies

(i) Basis of preparation

The consolidated financial statements of the Group have been prepared in accordance with Indian Accounting Standards (Ind AS) notified under the Companies (Indian Accounting Standards) Rules, 2015 (as amended from time to time) and presentation requirements of Division II of Schedule III to the Companies Act, 2013, (Ind AS compliant Schedule III).

The consolidated financial statements have been prepared on an accrual basis and under the historical cost convention, except for the following assets and liabilities which have been measured at fair value:

- Derivative financial instruments [refer accounting policy 1B(iii)(u)];
- Certain financial assets and liabilities measured at fair value [refer accounting policy regarding financial instruments];
- Defined benefit plans - plan assets measured at fair value [refer accounting policy 1B(iii)(r)];

- Share based payments [refer accounting policy 1B(iii)(s)]; and

The consolidated financial statements are presented in Indian Rupee (₹) and all the values are rounded off to the nearest Crore, except number of shares, face value of share, earning per share or wherever otherwise indicated. Wherever the amount represented ₹ '0' (zero) construes value less than Rupees fifty lakhs. Adding the individual figures may therefore not always result in the exact total given.

(ii) Basis of consolidation

The consolidated financial statements comprise the financial statements of the Company and its subsidiaries, associate and joint ventures as at March 31, 2022. Control is achieved when the Group is exposed, or has rights, to variable returns from its involvement with the investee and has the ability to affect those returns through its power over the investee. Specifically, the Group controls an investee if and only if the Group has:

- Power over the investee (i.e. existing rights that give it the current ability to direct the relevant activities of the investee)
- Exposure, or rights, to variable returns from its involvement with the investee, and
- The ability to use its power over the investee to affect its returns

Generally, there is a presumption that a majority of voting rights result in control. To support this presumption and when the Group has less than a majority of the voting or similar rights of an investee, the Group considers all relevant facts and circumstances in assessing whether it has power over an investee, including:

- The contractual arrangement with the other vote holders of the investee
- Rights arising from other contractual arrangements
- The Group's voting rights and potential voting rights
- The size of the Group's holding of voting rights relative to the size and dispersion of the holdings of the other voting rights holders

The Group re-assesses whether or not it controls an investee if facts and circumstances indicate that there are changes to one or more of the three elements of control. Consolidation of a subsidiary begins when the Group obtains control over the subsidiary and ceases when the Group loses control of the subsidiary. Assets, liabilities, income and expenses of a subsidiary acquired or disposed of during the year are included in the consolidated financial statements from the date the Group gains control until the date the Group ceases to control the subsidiary.

Consolidated financial statements are prepared using uniform accounting policies for like transactions and other events in similar circumstances. If a member of the Group uses accounting policies other than those adopted in the

Notes to Consolidated Financial Statements

for the year ended March 31, 2022

All amounts stated are in ₹ Crore except wherever stated otherwise

consolidated financial statements for like transactions and events in similar circumstances, appropriate adjustments are made to that Group member's financial statements in preparing the consolidated financial statements to ensure conformity with the Group's accounting policies.

The financial statements of all entities used for the purpose of consolidation are drawn up to same reporting date as that of the Parent Company, i.e., year ended on March 31. When the end of the reporting period of the parent is different from that of a subsidiary, the subsidiary prepares, for consolidation purposes, additional financial information as of the same date as the financial statements of the parent to enable the parent to consolidate the financial information of the subsidiary, unless it is impracticable to do so.

Consolidation procedure:

- Combine like items of assets, liabilities, equity, income, expenses and cash flows of the parent with those of its subsidiaries. For this purpose, income and expenses of the subsidiary are based on the amounts of the assets and liabilities recognised in the consolidated financial statements at the acquisition date.
- Offset (eliminate) the carrying amount of the parent's investment in each subsidiary and the parent's portion of equity of each subsidiary. Business combinations policy explains how to account for any related goodwill.
- Eliminate in full intragroup assets and liabilities, equity, income, expenses and cash flows relating to transactions between entities of the group (profits or losses resulting from intragroup transactions that are recognised in assets, such as inventory and property, plant and equipment, are eliminated in full). Intragroup losses may indicate an impairment that requires recognition in the consolidated financial statements. Ind AS 12, Income Taxes applies to temporary differences that arise from the elimination of profits and losses resulting from intragroup transactions.

Profit or loss and each component of other comprehensive income (OCI) are attributed to the equity holders of the parent of the Group and to the non-controlling interests, even if this results in the non-controlling interests having a deficit balance. When necessary, adjustments are made to the financial statements of subsidiaries to bring their accounting policies into line with the Group's accounting policies.

If the Group loses control over a subsidiary, it:

- Derecognises the assets (including goodwill) and liabilities of the subsidiary at their carrying amounts at the date when control is lost
- Derecognises the carrying amount of any non-controlling interests
- Derecognises the cumulative translation differences recorded in equity
- Recognises the fair value of the consideration received
- Recognises the fair value of any investment retained
- Recognises any surplus or deficit in profit or loss

(iii) Summary of significant accounting policies

a. Business combinations and goodwill

In accordance with Ind AS 101 provisions related to first time adoption, the Group had elected to apply Ind AS accounting for business combinations prospectively from the date of transition to Ind AS i.e. April 1, 2015. As such, Indian GAAP balances relating to business combinations entered into before that date, including goodwill, have been carried forward to Ind AS financial statements on the transition date. Business combination post April 1, 2015 had been accounted for as per the provisions of the Scheme of Arrangement and Amalgamation approved by Hon'ble National Company Law Tribunal (NCLT) including the accounting for amortising the value of resulting goodwill.

Business combinations are accounted for using the acquisition method. The consideration transferred in a business combination is measured at fair value, which is calculated as the sum of the acquisition-date fair values of the assets transferred by the Group, liabilities incurred by the Group to the former owners of the acquiree and the equity interests issued by the Group in exchange for control of the acquiree. Acquisition-related costs are expensed as incurred.

At the acquisition date, the identifiable assets acquired, and the liabilities assumed are recognised at their acquisition date fair values. For this purpose, the liabilities assumed include contingent liabilities representing present obligation and they are measured at their acquisition fair values irrespective of the fact that outflow of resources embodying economic benefits is not probable. However, deferred tax asset or liability and any liability or asset relating to employee benefit arrangements arising from a business combination are measured and recognised in accordance with the requirements of Ind AS 12, Income Taxes and Ind AS 19, Employee Benefits, respectively.

When the Group acquires a business, it assesses the financial assets and liabilities assumed for appropriate classification and designation in accordance with the contractual terms, economic circumstances and pertinent conditions as at the acquisition date.

Any contingent consideration to be transferred by the acquirer is recognised at fair value at the acquisition date.

Goodwill is initially measured at cost, being the excess of the aggregate of the consideration transferred and the amount recognised for non-controlling interests, and any previous interest held, over the net identifiable assets acquired and liabilities assumed. If the fair value of the net assets acquired is in excess of the aggregate consideration transferred, the Group re-assesses whether it has correctly identified all of the assets acquired and all of the liabilities assumed and reviews the procedures used to measure the amounts to be recognised at the acquisition date. If the reassessment still results in an excess of the fair value of net assets acquired over the

Notes to Consolidated Financial Statements

for the year ended March 31, 2022

All amounts stated are in ₹ Crore except wherever stated otherwise

aggregate consideration transferred, then the gain is recognised in OCI and accumulated in equity as capital reserve. However, if there is no clear evidence of bargain purchase, the entity recognises the gain directly in equity as capital reserve, without routing the same through OCI.

After initial recognition, goodwill is measured at cost less any accumulated impairment losses. For the purpose of impairment testing, goodwill acquired in a business combination is, from the acquisition date, allocated to each of the Group's cash-generating units that are expected to benefit from the combination, irrespective of whether other assets or liabilities of the acquiree are assigned to those units.

A cash generating unit to which goodwill has been allocated is tested for impairment annually, or more frequently when there is an indication that the unit may be impaired. If the recoverable amount of the cash generating unit is less than its carrying amount, the impairment loss is allocated first to reduce the carrying amount of any goodwill allocated to the unit and then to the other assets of the unit pro rata based on the carrying amount of each asset in the unit. Any impairment loss for goodwill is recognised in profit or loss. An impairment loss recognised for goodwill is not reversed in subsequent periods.

b. Investment in associate and joint ventures

An associate is an entity over which the Group has significant influence. Significant influence is the power to participate in the financial and operating policy decisions of the investee but is not control or joint control over those policies.

A joint venture is a type of joint arrangement whereby the parties that have joint control of the arrangement have rights to the net assets of the joint venture. Joint control is the contractually agreed sharing of control of an arrangement, which exists only when decisions about the relevant activities require unanimous consent of the parties sharing control.

The considerations made in determining whether significant influence or joint control are similar to those necessary to determine control over the subsidiaries.

The Group's investments in its associate and joint venture are accounted for using the equity method. Under the equity method, the investment in an associate or a joint venture is initially recognised at cost. The carrying amount of the investment is adjusted to recognise changes in the Group's share of net assets of the associate or joint venture since the acquisition date.

The statement of profit and loss reflects the Group's share of the results of operations of the associate or joint venture. Any change in other comprehensive income (OCI) of those investees is presented as part of the Group's OCI.

The aggregate of the Group's share of profit or loss of an associate or a joint venture is shown on the face of the statement of profit and loss outside operating profit.

The financial statements of the associate or joint venture are prepared for the same reporting period as the Group. When necessary, adjustments are made to bring the accounting policies in line with those of the Group.

After application of the equity method, the Group determines whether it is necessary to recognise an impairment loss on its investment in its associate or joint venture. At each reporting date, the Group determines whether there is objective evidence that the investment in the associate or joint venture is impaired. If there is such evidence, the Group calculates the amount of impairment as the difference between the recoverable amount of the associate or joint venture and its carrying value, and then recognises the loss as 'Share of profit of an associate or a joint venture' in the statement of profit and loss.

Any difference between the carrying amount of the associate or joint venture upon loss of joint control and the fair value of the retained investment and proceeds from disposal is recognised in statement of profit and loss.

c. Current versus non-current classification

The Group presents assets and liabilities in the balance sheet based on current/ non-current classification. An asset is treated as current when it is:

- Expected to be realised or intended to be sold or consumed in normal operating cycle
- Held primarily for the purpose of trading
- Expected to be realised within twelve months after the reporting period, or
- Cash or cash equivalent unless restricted from being exchanged or used to settle a liability for at least twelve months after the reporting period

All other assets are classified as non-current.

A liability is current when:

- It is expected to be settled in normal operating cycle
- It is held primarily for the purpose of trading
- It is due to be settled within twelve months after the reporting period, or
- There is no unconditional right to defer the settlement of the liability for at least twelve months after the reporting period

The Group classifies all other liabilities as non-current.

Deferred tax assets and liabilities are classified as non-current assets and liabilities.

Notes to Consolidated Financial Statements

for the year ended March 31, 2022

All amounts stated are in ₹ Crore except wherever stated otherwise

The operating cycle is the time between the acquisition of assets for processing and their realisation in cash and cash equivalents.

d. Foreign currencies

The Group's consolidated financial statements are presented in Indian Rupees, which is also the Parent Company's functional currency. For each entity, the Group determines the functional currency and items included in the financial statements of each entity are measured using that functional currency. The Group uses the direct method of consolidation and on disposal of a foreign operation the gain or loss that is reclassified to profit or loss reflects the amount that arises from using this method.

Transactions and balances

Foreign currency transactions are recorded, on initial recognition in the functional currency, by applying to the foreign currency amount the spot exchange rate between the functional currency and the foreign currency at the date of the transaction.

Monetary assets and liabilities denominated in foreign currencies are translated at the functional currency spot rates of exchange at the reporting date.

Exchange differences arising on settlement or translation of monetary items are recognised in the statement of profit or loss. Exchange differences on foreign currency borrowings, settlement gain/ loss and fair value gain/ loss on derivative contracts relating to borrowings are accounted for and disclosed under 'finance cost' in the statement of profit and loss.

Non-monetary items that are measured in terms of historical cost in a foreign currency are translated using the exchange rate at the date of the initial transaction. Non-monetary items measured at fair value in a foreign currency are translated using the exchange rates at the date when the fair value is determined. The gain or loss arising on translation of non-monetary items measured at fair value is treated in line with the recognition of the gain or loss on the change in fair value of the item (i.e., translation differences on items whose fair value gain or loss is recognised in profit or loss are also recognised in profit or loss).

In accordance with Ind AS 101 'First-time adoption of Indian Accounting Standards', the Group had continued the policy of capitalisation of exchange differences arising from translation of long-term foreign currency monetary items in the Indian GAAP financial statements for the period ending immediately before the beginning of the first Ind AS financial reporting period i.e. March 31, 2016. Accordingly, exchange differences arising on long-term foreign currency monetary items related to acquisition of a depreciable asset are capitalised/ de-capitalised and depreciated over the remaining useful life of the asset.

e. Fair value measurement

Fair value is the price that would be received to sell an asset or paid to transfer a liability in an orderly transaction between market participants at the measurement date. The fair value measurement is based on the presumption that the transaction to sell the asset or transfer the liability takes place either:

- In the principal market for the asset or liability, or
- In the absence of a principal market, in the most advantageous market for the asset or liability

The principal or the most advantageous market must be accessible by the Group.

The fair value of an asset or a liability is measured using the assumptions that market participants would use when pricing the asset or liability, assuming that market participants act in their economic best interest.

A fair value measurement of a non-financial asset takes into account a market participant's ability to generate economic benefits by using the asset in its highest and best use or by selling it to another market participant that would use the asset in its highest and best use.

The Group uses valuation techniques that are appropriate in the circumstances and for which sufficient data are available to measure fair value, maximising the use of relevant observable inputs and minimising the use of unobservable inputs.

All assets and liabilities for which fair value is measured or disclosed in the consolidated financial statements are categorised within the fair value hierarchy, described as follows, based on the lowest level input that is significant to the fair value measurement as a whole:

- Level 1 — Quoted (unadjusted) market prices in active markets for identical assets or liabilities
- Level 2 — Valuation techniques for which the lowest level input that is significant to the fair value measurement is directly or indirectly observable
- Level 3 — Valuation techniques for which the lowest level input that is significant to the fair value measurement is unobservable

For assets and liabilities that are recognised in the consolidated financial statements on a recurring basis, the Group determines whether transfers have occurred between levels in the hierarchy by re-assessing categorisation (based on the lowest level input that is significant to the fair value measurement as a whole) at the end of each reporting period.

The Group's management determines the policies and procedures for recurring fair value measurement, such as derivative instruments and unquoted financial assets measured at fair value.

Notes to Consolidated Financial Statements

for the year ended March 31, 2022

All amounts stated are in ₹ Crore except wherever stated otherwise

External valuers are involved for valuation of significant assets and liabilities. The management selects external valuer on various criteria such as market knowledge, reputation, independence and whether professional standards are maintained by valuer. The management decides, after discussions with the Group's external valuers, which valuation techniques and inputs to use for each case.

At each reporting date, the management analyses the movements in the values of assets and liabilities which are required to be re-measured or re-assessed as per the Group's accounting policies. For this analysis, the management verifies the major inputs applied in the latest valuation by agreeing the information in the valuation computation to contracts and other relevant documents.

The management, in conjunction with the Group's external valuers, also compares the change in the fair value of each asset and liability with relevant external sources to determine whether the change is reasonable.

For the purpose of fair value disclosures, the Group has determined classes of assets and liabilities on the basis of the nature, characteristics and risks of the asset or liability and the level of the fair value hierarchy as explained above.

This note summarises accounting policy for fair value. Other fair value related disclosures are given in the relevant notes.

- Property, plant and equipment (note 2)
- Intangible assets (note 4(b) and 4(c))
- Disclosures for valuation methods, significant estimates and assumptions (note 32)
- Financial instruments (including those carried at amortised cost) (note 40)
- Comparison of carrying value and fair value of financial instruments (note 40)
- Quantitative disclosures of fair value measurement hierarchy (note 41)

f. Revenue recognition

Revenue from contracts with customers

Revenue from contracts with customers is recognised when control of the goods and services are transferred to the customer at an amount that reflects the consideration to which the Group expects to be entitled in exchange for those goods and services. The Group has generally concluded that it is the principal in its revenue arrangements, because it typically controls the goods or services before transferring them to the customer.

Revenue is measured at the fair value of the consideration received or receivable, taking into account contractually defined terms of payment and net of discounts, price concessions, volume rebates and any taxes collected on

behalf of the government such as goods and service tax, etc. Revenue is recognised to the extent it is probable that the economic benefits will flow to the Company and the revenue and costs, if applicable, can be measured reliably.

Sale of goods (including sale of scrap included under other operating revenue)

Revenue from sale of goods is recognised at the point in time when control of the goods is transferred to the customer, which is generally on dispatch/ delivery of the goods. The Company considers whether there are other promises in the contract that are separate performance obligations to which a portion of the transaction price needs to be allocated.

In determining the transaction price, the Group considers the effects of variable consideration, non-cash incentives and consideration payable to the customer (if any). No element of financing is deemed present as the sales are made with credit terms largely ranging between 0 to 90 days.

Variable consideration

If the consideration in a contract includes a variable amount, the Group estimates the amount of consideration to which it will be entitled in exchange for transferring the goods to the customer. The variable consideration is estimated at contract inception and constrained until it is highly probable that a significant revenue reversal in the amount of cumulative revenue recognised will not occur when the associated uncertainty with the variable consideration is subsequently resolved. Where the sale of goods provide customers with discounts, volume rebates etc., such discounts, volume rebates etc. give rise to variable consideration.

The Group follows the 'most expected value' method in estimating the amount of variable consideration. The Group estimates the variable consideration based on an analysis of accumulated historical experience. A liability (included in "Other financial liabilities") is recognised for expected discounts, volume rebates etc. payable to customers in relation to sales made until the end of the reporting period.

Non-cash incentives

The Group provides non-cash incentives at fair value to customers. These benefits are passed on to customers on satisfaction of various conditions of various sales schemes. Consideration received is allocated between the products sold and non-cash incentives to be issued to customers. Fair value of the non-cash incentive is determined by applying principle of Ind AS 113 i.e. at market rate. A contract liability for the non-cash incentive is recognised at the time of sale.

Contract balances

Trade receivables - A trade receivable is recognised when the goods are delivered to a customer as this is the point

Notes to Consolidated Financial Statements

for the year ended March 31, 2022

All amounts stated are in ₹ Crore except wherever stated otherwise

in time that the consideration becomes unconditional because only a passage of time is required before the payment is due.

Revenue from services

Revenue from management services are recognised at the point in time i.e. as and when services are rendered.

Interest Income

For all debt instruments/ subsidies measured at amortised cost, interest income is recorded using the effective interest rate (EIR). EIR is the rate that exactly discounts the estimated future cash receipts over the expected life of the financial instrument/ subsidies or a shorter period, where appropriate, to the gross carrying amount of the financial asset or to the amortised cost of a financial liability. When calculating the effective interest rate, the Group estimates the expected cash flows by considering all the contractual terms of the financial instrument (for example, prepayment, extension, call and similar options) but does not consider the expected credit losses. Interest income is included in "Other income" in the statement of profit and loss.

Dividends

Dividend income is recognised when the Group's right to receive dividend is established, which is generally when shareholders approve the dividend.

Insurance and other claims

Insurance and other claims are accounted for to the extent the Group is reasonably certain of their ultimate collection.

g. Government grants and subsidies

Government grants and subsidies are recognised where there is reasonable assurance that the grant/ subsidy will be received and all attached conditions will be complied with. When the grant/ subsidy relates to an expense item, it is recognised as income on a systematic basis over the periods that the related costs, for which it is intended to compensate, are expensed.

Where the grant/ subsidy relates to an asset, it is recognised as deferred income and credited to the statement of profit and loss on a systematic basis over the useful life of the related asset. The Group has chosen to present grants related to an asset to be deducted in reporting the depreciation and amortisation expense.

When loans or similar assistance are provided by government or related institutions, with an interest rate below the current applicable market rate, the effect of this favourable interest is regarded as a government grant. The loan or assistance is initially recognised and measured at fair value and the government grant is measured as the difference between the initial carrying value of the loan and the proceeds received. The loan

is subsequently measured as per the accounting policy applicable to financial liabilities. Income from such benefit is recognised on a systematic basis over the period of the loan during which the Group recognises interest expense corresponding to such loan. Income arising from below-market rate of interest loans/ interest free loans, are included under 'Other income'.

Government grant and subsidy that becomes receivable as compensation for expenses or losses already incurred or for the purpose of giving immediate financial support to the Group with no future related costs, are recognised in statement of profit and loss of the period in which it becomes receivable. Government grants and subsidies are recognised in statement of profit and loss on a systematic basis over the periods in which the Group recognises as expenses the related costs for which the grants/ subsidy are intended to compensate. The Group has chosen to present grants related to income to be deducted in reporting the related expense. Income from subsidies in the nature of operations are included under 'Revenue from operations'.

If the grant received is to compensate the import cost of assets, and is subject to an export obligation as prescribed in the EPCG scheme, than the recognition of the grant would be linked to fulfilment of the associated export obligations. At the year end, the portion of grant for which the export obligation has not been met is retained in deferred revenue under 'Government grants'.

h. Income taxes

Tax expense comprise current tax and deferred tax.

Current Income Tax

Current income-tax is measured at the amount expected to be paid to the tax authorities in accordance with the Income-tax Act, 1961 enacted in India. The tax rates and tax laws used to compute the amount are those that are enacted or substantively enacted, at the reporting date and includes any adjustment to tax payable in respect of previous years.

Current income tax relating to items recognised outside profit or loss is recognised outside profit or loss (either in other comprehensive income or in equity). Current tax items are recognised in correlation to the underlying transaction either in OCI or directly in equity. Management periodically evaluates positions taken in the tax returns with respect to situations in which applicable tax regulations are subject to interpretation and establishes provisions where appropriate.

Deferred tax

Deferred tax is provided using the liability method on temporary differences between the tax bases of assets and liabilities and their carrying amounts for financial reporting purposes at the reporting date.

Notes to Consolidated Financial Statements

for the year ended March 31, 2022

All amounts stated are in ₹ Crore except wherever stated otherwise

Deferred tax liabilities are recognised for all taxable temporary differences, except:

- When the deferred tax liability arises from the initial recognition of goodwill or an asset or liability in a transaction that is not a business combination and, at the time of the transaction, affects neither the accounting profit nor taxable profit or loss
- In respect of taxable temporary differences associated with investments in subsidiaries and interests in joint venture, when the timing of the reversal of the temporary differences can be controlled and it is probable that the temporary differences will not reverse in the foreseeable future.

Deferred tax assets are recognised for all deductible temporary differences, the carry forward of unused tax credits and any unused tax losses. Deferred tax assets are recognised to the extent that it is probable that taxable profit will be available against which the deductible temporary differences, and the carry forward of unused tax credits and unused tax losses can be utilised, except:

- When the deferred tax asset relating to the deductible temporary difference arises from the initial recognition of an asset or liability in a transaction that is not a business combination and, at the time of the transaction, affects neither the accounting profit nor taxable profit or loss
- In respect of deductible temporary differences associated with investments in subsidiaries and interests in joint venture, deferred tax assets are recognised only to the extent that it is probable that the temporary differences will reverse in the foreseeable future and taxable profit will be available against which the temporary differences can be utilised.

The carrying amount of deferred tax assets is reviewed at each reporting date and reduced to the extent that it is no longer probable that sufficient taxable profit will be available to allow all or part of the deferred tax asset to be utilised. Unrecognised deferred tax assets are re-assessed at each reporting date and are recognised to the extent that it has become probable that future taxable profits will allow the deferred tax asset to be recovered.

Deferred tax assets and liabilities are measured at the tax rates that are expected to apply in the year when the asset is realised or the liability is settled, based on tax rates (and tax laws) that have been enacted or substantively enacted at the reporting date.

Deferred tax relating to items recognised outside statement of profit or loss is recognised outside statement of profit or loss (either in other comprehensive income or in equity). Deferred tax items are recognised in correlation to the underlying transaction either in OCI or directly in equity.

Deferred tax assets and deferred tax liabilities are offset if a legally enforceable right exists to set off current tax assets against current tax liabilities and the deferred taxes relate to the same taxable entity and the same taxation authority.

In the situations, where one or more entities in the Group are entitled to a tax holiday under the Income-tax Act, 1961 enacted in India, no deferred tax (asset or liability) is recognised in respect of temporary differences which reverse during the tax holiday period, to the extent the concerned entity's gross total income is subject to the deduction during the tax holiday period. Deferred tax in respect of temporary differences which reverse after the tax holiday period is recognised in the year in which the temporary differences originate. However, the Group restricts recognition of deferred tax assets to the extent it is probable that sufficient future taxable income will be available against which such deferred tax assets can be realised. For recognition of deferred taxes, the temporary differences which originate first are considered to reverse first.

Deferred tax assets include Minimum Alternate Tax ('MAT') paid in accordance with the tax laws, which gives future economic benefits in the form of adjustment to future income tax liability and is considered as an asset if it is probable that future taxable profit will be available against which these tax credit can be utilised. Accordingly, MAT is recognised as deferred tax asset in the Balance Sheet when it is highly probable that future economic benefit associated with it will flow to the concerned company. MAT credit is reviewed at each Balance Sheet date and written down to the extent the aforesaid convincing evidence no longer exists.

i. Non-current assets (or disposal group) held for sale and discontinued operation

Non-current assets (or disposal group) are classified as held for sale if their carrying amounts will be recovered principally through a sale transaction rather than through continuing use and a sale is considered highly probable. Non-current assets held for sale are measured at the lower of their carrying amount and the fair value less costs to sell. Assets and liabilities classified as held for sale are presented separately from other items in the balance sheet. Assets once classified as held for sale are not depreciated or amortised.

An impairment loss is recognised for any initial or subsequent write-down of the asset (or disposal group) to fair value less costs to sell. A gain is recognised for any subsequent increases in fair value less costs to sell of an asset (or disposal group), but not in excess of any cumulative impairment loss previously recognised. A gain or loss not previously recognised by the date of the sale of the non-current asset (or disposal group) is recognised at the date of de-recognition.

Notes to Consolidated Financial Statements

for the year ended March 31, 2022

All amounts stated are in ₹ Crore except wherever stated otherwise

Non-current assets (including those that are part of a disposal group) are not depreciated or amortised while they are classified as held for sale.

Non-current assets classified as held for sale and the assets of a disposal group classified as held for sale are presented separately from the other assets in the balance sheet. The liabilities classified as held for sale are presented separately from other liabilities in the balance sheet.

A discontinued operation is a component of an entity that either has been disposed of, or is classified as held for sale, and:

- represents a separate major line of business or geographical area of operations,
- is part of a single co-ordinated plan to dispose of a separate major line of business or geographical area of operations.

Discontinued operations are excluded from the results of continuing operations and are presented as profit or loss before / after tax from discontinued operation in the statement of profit and loss.

Additional disclosures are provided in note 31. All other notes to the financial statements mainly include amounts for continuing operations, unless otherwise mentioned.

j. Property, plant and equipment

The Group had measured property, plant and equipment (PPE) except leasehold land, vehicle, furniture and fixtures, office equipment and mines development at fair value as on transition date i.e. April 1, 2015 which has become its deemed cost. In respect of vehicle, furniture and fixtures, office equipment and mines development, the Group had applied applicable Ind AS from a retrospective basis and arrived at the carrying value as per Ind AS as at April 1, 2015.

PPE are stated at cost, net of accumulated depreciation and accumulated impairment losses, if any. Cost comprises the purchase price, including import duties and non-refundable purchase taxes, and any directly attributable cost of bringing the asset to its working condition for its intended use. Such cost includes the cost of replacing part of the plant and equipment and borrowing costs for long-term construction projects if the recognition criteria are met.

Subsequent expenditure related to an item of PPE is capitalised only when it is probable that future economic benefits associated with the item will flow to the

Company. When significant parts of plant and equipment are required to be replaced at intervals, the Group depreciates them separately based on their specific useful lives. Likewise, when a major inspection is performed, its cost is recognised in the carrying amount of the plant and equipment as a replacement if the recognition criteria are satisfied. All other repair and maintenance costs are recognised in statement of profit and loss as incurred.

The present value of the expected cost for the decommissioning of an asset after its use is included in the cost of the respective asset if the recognition criteria for a provision are met. Refer to significant accounting judgements, estimates and assumptions (note 32) and provisions (note 44) for further information about the recorded decommissioning provision.

Items of stores and spares that meet the definition of PPE are capitalised at cost. Otherwise, such items are classified as inventories.

Capital work-in-progress (CWIP)

Capital work in progress are stated at cost net of impairment loss, if any. Assets in the course of construction are capitalised in capital work in progress account. At the point when an asset is capable of operating in the manner intended by management, the cost of construction is transferred to the appropriate category of property, plant and equipment. Costs (net of income) associated with the commissioning of the asset, including the expenditure incurred on trial runs (net of trial run receipts), are capitalised up to the date asset is ready for its intended use.

Expenses incurred relating to project during the project development stage prior to its intended use, are considered as pre-operative expenses and disclosed under 'Capital work in progress' or 'Intangible assets under development', as the case may be.

Depreciation charge

Depreciation on property, plant and equipment is provided on a straight-line basis, except for assets of manufacturing facilities situated at North East region wherein depreciation is provided on a written down value method, based on the respective estimate of useful lives as given below. Estimated useful lives of assets are determined based on technical parameters/ assessments.

The management believes that useful lives currently used, which are as prescribed under Schedule II of the Companies Act, 2013, fairly reflect its estimate of the useful lives and residual values of property, plant and

Notes to Consolidated Financial Statements

for the year ended March 31, 2022

All amounts stated are in ₹ Crore except wherever stated otherwise

equipment, though these lives in certain cases are different from lives prescribed under Schedule II.

Type of Asset	Useful life (in years)
Buildings	
Factory buildings	30 years
Non-factory buildings *	30 to 60 years
Roads	3 to 10 years
Plant and equipments	
Continuous process plant	25 years
Other plant and equipment *	4 to 20 years
Plant and equipment related to captive power plant *	25 years
Mines related assets *	4 to 8 years
Certain diesel generator sets and workshop appliances *	5 years
Furniture and fixtures	10 years
Office equipment	
End user devices such as computers	3 Years
Servers and networks	6 years
Vehicles	
Motor cycles, scooters and other mopeds	10 years
Motor buses, motor lorries and motor cars other than those used in a business of running them on hire	8 years

* The Group, based on technical assessment made by technical expert and management estimate, depreciates these items of plant and equipment over estimated useful lives which are different from the useful life prescribed in Schedule II to the Companies Act, 2013. The management believes that these estimated useful lives are realistic and reflect fair approximation of the period over which the assets are likely to be used.

Freehold land bearing mineral reserves, and Mines development cost (either included in PPE or in other intangible assets, as the case may be) are amortised over their estimated commercial life based on the unit of production method. Freehold non-mining land is not depreciated.

Capitalised spares are depreciated over their own estimated useful life or the remaining estimated useful life of the related asset, whichever is lower.

On an item of property, plant and equipment discarded during the year, accelerated depreciation is provided upto the date on which such item of property, plant and equipment is discarded.

An item of property, plant and equipment and any significant part initially recognised is derecognised upon disposal or when no future economic benefits are expected from its use or disposal. Any gain or loss arising on de-recognition of the asset (calculated as the difference between the net disposal proceeds and the

carrying amount of the asset) is included in the statement of profit and loss when the asset is derecognised.

The residual values, useful lives and methods of depreciation of property, plant and equipment are reviewed at each financial year end and adjusted prospectively, if appropriate.

k. Investment properties

The Group had elected to continue with the carrying value for all of its investment properties as recognised in its Indian GAAP financial statements as deemed cost at the transition date.

Investment property comprises freehold land and buildings that are held for capital appreciation and recognised at cost, less impairment loss, if any.

Investment properties are derecognised either when they have been disposed of or when they are permanently withdrawn from use and no future economic benefit is expected from their disposal. The difference between the net disposal proceeds and the carrying amount of the asset is recognised in profit or loss in the period of derecognition.

Though the Group measures investment property using cost based measurement, the fair value of investment property is disclosed in notes. Fair value are determined based on an annual evaluation performed by an accredited external independent valuer.

I. Goodwill and other intangible assets

(i) Goodwill as per Scheme of Arrangement and Amalgamation (Scheme) approved by NCLTs

- Goodwill arose on amalgamation of Group's erstwhile subsidiary namely Adwetha Cement Holdings Limited (ACHL) with Dalmia Cement (Bharat) Limited (DCBL), subsidiary of the Group, had been recognised in accordance with Scheme approved by NCLT. Said goodwill is initially measured, being the excess of cost of investment in ACHL cancelled over net identifiable assets acquired and liability assumed. Said goodwill is being amortised in accordance with Scheme over a period of 4 years.
- Goodwill arose on amalgamation of Group's erstwhile step down subsidiary namely Adhunik Cement Limited (ACL) with DCBL had been recognised in accordance with Scheme approved by NCLT. Said goodwill is initially measured, being the excess of cost of investment in ACL cancelled over net identifiable assets (including fair value of mining rights) acquired and liability assumed.

The subsequent measurement is at deemed cost less any accumulated impairment losses. The said goodwill is not amortised and is tested for impairment annually.

Notes to Consolidated Financial Statements

for the year ended March 31, 2022

All amounts stated are in ₹ Crore except wherever stated otherwise

- c) Goodwill and goodwill having underlying intangible assets, acquired pursuant to transfer of Undertakings of Odisha Cement Limited (ODCL) (renamed to Dalmia Bharat Limited) to DCBL by way of slump exchange had been recognised in accordance with Scheme approved by NCLT. Said goodwill and goodwill having underlying intangible assets is being amortised in accordance with approved Scheme over a period of 5 years and 10 years respectively.

(ii) Mining rights

- a) DCBL has carried out fair valuation of mining rights of the mines of ACL (amalgamated with DCBL from appointed date January 1, 2015 in accordance with Scheme approved by NCLT). Said mining rights are amortised over their estimated commercial life based on the unit of production method.
- b) Mining rights acquired pursuant to transfer of Undertakings of ODCL to DCBL by way of slump exchange has been recognised at fair value in accordance with Scheme approved by NCLT. Said mining rights are amortised over their estimated commercial life based on the unit of production method.

Net carrying value of above mentioned mining rights as on transition date to Ind AS i.e. April 1, 2015 has been considered as deemed cost.

- c) Mining rights include amounts paid for securing mining rights and are amortised over their estimated commercial life based on the unit of production method.

(iii) Brands and Raw materials procurement rights (other than limestone)

Brands and Raw materials procurement rights acquired pursuant to transfer of Undertakings of ODCL to DCBL by way of slump exchange have been recognised at fair value in accordance with Scheme approved by NCLT. Said intangible assets have a finite useful life and are subsequently carried at cost less accumulated amortisation and impairment losses.

Amortisation is provided on a straight-line basis, based on the respective estimate of useful lives as given below:

Type of Intangible Asset	Useful life (in years)
Brands	20 and 27 years
Raw Materials procurement rights (other than limestone)	3.25 and 26.50 years

Net carrying value of brands and raw materials procurement rights as on transition date to Ind AS i.e. April 1, 2015 have been considered as deemed cost.

(iv) Other intangible assets

The Group has measured intangible assets at carrying value as recognised in the financial statements as on transition date i.e. April 1, 2015 which has become its deemed cost.

Intangible assets acquired separately are measured on initial recognition at cost. Following initial recognition, intangible assets are carried at cost less accumulated amortization and accumulated impairment losses, if any.

Intangible assets with finite lives are amortised over the useful economic life and assessed for impairment whenever there is an indication that the intangible asset may be impaired. The amortisation period and the amortisation method for an intangible asset with a finite useful life are reviewed at least at the end of each reporting period. Changes in the expected useful life or the expected pattern of consumption of future economic benefits embodied in the asset are considered to modify the amortisation period or method, as appropriate, and are treated as changes in accounting estimates. The amortisation expense on intangible assets with finite lives is recognised in the statement of profit and loss unless such expenditure forms part of carrying value of another asset.

Gains or losses arising from de recognition of an intangible asset are measured as the difference between the net disposal proceeds and the carrying amount of the asset and are recognised in the statement of profit and loss when the asset is derecognised.

The useful life of computer software and intellectual property rights is estimated as 3 years to 6 years and 3 years, respectively and accordingly amortised on a straight line basis over its useful life.

Research and development expenditure

Research costs are expensed as incurred. Development expenditures on an individual project are recognised as an intangible asset when the Group can demonstrate technical and commercial feasibility of making the asset available for use or sale.

Following initial recognition of the development expenditure as an asset, the asset is carried at cost

Notes to Consolidated Financial Statements

for the year ended March 31, 2022

All amounts stated are in ₹ Crore except wherever stated otherwise

less any accumulated amortisation and accumulated impairment losses. Amortisation of the asset begins when development is complete and the asset is available for use. It is amortised over the period of expected future benefit.

m. Borrowing costs

General and specific borrowing costs directly attributable to the acquisition, construction or production of a qualifying asset that necessarily takes a substantial period of time to get ready for its intended use or sale are capitalised as part of the cost of the asset. All other borrowing costs are expensed in the period in which they occur.

Borrowing costs consist of interest (calculated using the effective interest rate method), hedge related cost incurred in connection with foreign currency borrowings and other costs that an entity incurred in connection with the borrowing of funds.

Expenses incurred on the issue of debt securities are amortised over the term of the related securities and included within borrowing costs. Premium payable on early redemption of debt securities, in lieu of future finance costs, is written off as borrowing costs as and when paid.

n. Leases

The Group assesses at contract inception whether a contract is, or contains, a lease. That is, if the contract conveys the right to control the use of an identified asset for a period of time in exchange for consideration.

Group as a lessee

The Group applies a single recognition and measurement approach for all leases, except for short-term leases and leases of low-value assets. The Group recognises lease liabilities to make lease payments and right-of-use assets representing the right to use the underlying assets.

i) Right-of-use assets

The Group recognises right-of-use assets at the commencement date of the lease (i.e., the date the underlying asset is available for use). Right-of-use assets are measured at cost, less any accumulated depreciation and impairment losses, and adjusted for any re-measurement of lease liabilities. The cost of right-of-use assets includes the amount of lease liabilities recognised, initial direct costs incurred, and lease payments made at or before the commencement date, an estimate of costs to dismantle and remove the underlying asset or to restore the underlying asset or the site on which it is located less any lease incentives received. Right-of-use assets are depreciated on a straight-line basis from the

commencement date over the shorter of the lease term and the estimated useful lives of the assets, as follows:

Right-of-use assets	Lease term (in years)
Leasehold land	10 to 99 years
Buildings	1 to 90 years
Vehicles	1 to 5 years
Other equipments	1 to 2 years

If ownership of the leased asset transfers to the Group at the end of the lease term or the cost reflects the exercise of a purchase option, depreciation is calculated using the estimated useful life of the asset.

The right-of-use assets are also subject to impairment. Refer to the accounting policies in section (p) Impairment of non-financial assets.

ii) Lease liabilities

At the commencement date of the lease, the Group recognises lease liabilities measured at the present value of lease payments to be made over the lease term. The lease payments include fixed payments (including in-substance fixed payments) less any lease incentives receivable, variable lease payments that depend on an index or a rate, and amounts expected to be paid under residual value guarantees. The lease payments also include the exercise price of a purchase option reasonably certain to be exercised by the Group and payments of penalties for terminating the lease, if the lease term reflects the Group exercising the option to terminate. Variable lease payments that do not depend on an index or a rate are recognised as expenses (unless they are incurred to produce inventories) in the period in which the event or condition that triggers the payment occurs.

In calculating the present value of lease payments, the Group uses its incremental borrowing rate at the lease commencement date because the interest rate implicit in the lease is not readily determinable. After the commencement date, the amount of lease liabilities is increased to reflect the accretion of interest and reduced for the lease payments made. In addition, the carrying amount of lease liabilities is re-measured if there is a modification, a change in the lease term, a change in the lease payments (e.g., changes to future payments resulting from a change in an index or rate used to determine such lease payments) or a change in the assessment of an option to purchase the underlying asset.

Lease liabilities and Right-of-use assets have been presented as a separate line in the balance sheet. Lease payments have been classified as cash used in financing activities.

Notes to Consolidated Financial Statements

for the year ended March 31, 2022

All amounts stated are in ₹ Crore except wherever stated otherwise

iii) **Short-term leases and leases of low-value assets**

The Group has elected not to recognise right-of-use assets and lease liabilities for short term leases of all assets that have a lease term of 12 months or less and leases of low-value assets. The Group recognises the lease payments associated with these leases as an expense on a straight-line basis over the lease.

o. **Inventories**

Inventories are valued at lower of cost and net realisable value. However, materials and other items held for use in the production of inventories are not written down below cost if the finished products in which they will be incorporated are expected to be sold at or above cost.

Costs incurred in bringing each product to its present location and condition are accounted for as follows:

- Raw materials, packing materials, fuels and stores and spares: cost includes cost of purchase and other costs incurred in bringing the inventories to their present location and condition. Cost is determined on moving weighted average basis, except in case of limestone inventories included in Raw materials and coal inventories (in one of the unit) included in Stores and spares inventories, where cost is determined on annual weighted average basis.
- Finished goods and work in progress: cost includes cost of direct materials and labour and a proportion of manufacturing overheads based on the normal operating capacity, but excluding borrowing costs. Cost is determined on weighted average basis.
- Stock in trade: cost includes cost of purchase and other costs incurred in bringing the inventories to their present location and condition. Cost is determined on weighted average basis.

Net realisable value is the estimated selling price in the ordinary course of business, less estimated costs of completion and estimated costs necessary to make the sale.

p. **Impairment of non-financial assets**

The Group assesses, at each reporting date, whether there is an indication that an asset may be impaired. If any indication exists, or when annual impairment testing for an asset is required, the Group estimates the asset's recoverable amount. An asset's recoverable amount is the higher of an asset's or cash-generating unit's (CGU) fair value less costs of disposal and its value in use. The recoverable amount is determined for an individual asset, unless the asset does not generate cash inflows that are largely independent of those from other assets or groups of assets. Where the carrying amount of an asset or CGU exceeds its recoverable amount, the asset is considered impaired and is written down to its recoverable amount.

In assessing value in use, the estimated future cash flows are discounted to their present value using a pre-tax discount rate that reflects current market assessments of the time value of money and the risks specific to the asset. In determining fair value less costs of disposal, recent market transactions are taken into account. If no such transactions can be identified, an appropriate valuation model is used. These calculations are corroborated by valuation multiples, quoted share prices for publicly traded companies or other available fair value indicators.

The Group bases its impairment calculation on detailed budgets and forecast calculations, which are prepared separately for each of the Group's cash-generating units to which the individual assets are allocated. These budgets and forecast calculations generally cover a period of five years. For longer periods, a long-term growth rate is calculated and applied to project future cash flows after the fifth year. To estimate cash flow projections beyond periods covered by the most recent budgets/forecasts, the Group extrapolates cash flow projections in the budget using a steady or declining growth rate for subsequent years, unless an increasing rate can be justified. In any case, this growth rate does not exceed the long-term average growth rate for the products, industries, or countries in which the entity operates, or for the market in which the asset is used.

Impairment losses, including impairment on inventories, are recognised in the statement of profit and loss.

For assets excluding goodwill, an assessment is made at each reporting date to determine whether there is an indication that previously recognised impairment losses no longer exist or have decreased. If such indication exists, the Group estimates the asset's or CGU's recoverable amount. A previously recognised impairment loss is reversed only if there has been a change in the assumptions used to determine the asset's recoverable amount since the last impairment loss was recognised. The reversal is limited so that the carrying amount of the asset does not exceed its recoverable amount, nor exceed the carrying amount that would have been determined, net of depreciation, had no impairment loss been recognised for the asset in prior years. Such reversal is recognised in the statement of profit and loss.

Goodwill is tested for impairment annually as at March 31 and when circumstances indicate that the carrying value may be impaired.

Impairment is determined for goodwill by assessing the recoverable amount of each CGU (or group of CGUs) to which the goodwill relates. When the recoverable amount of the CGU is less than its carrying amount, an impairment loss is recognised. Impairment losses relating to goodwill cannot be reversed in future periods.

Notes to Consolidated Financial Statements

for the year ended March 31, 2022

All amounts stated are in ₹ Crore except wherever stated otherwise

q. Provisions and contingent liabilities

General

Provisions are recognised when the Group has a present obligation (legal or constructive) as a result of a past event, it is probable that an outflow of resources embodying economic benefits will be required to settle the obligation and a reliable estimate can be made of the amount of the obligation. The expense relating to a provision is presented in the statement of profit and loss.

If the effect of the time value of money is material, provisions are discounted using a current pre-tax rate that reflects, when appropriate, the risks specific to the liability. When discounting is used, the increase in the provision due to the passage of time is recognised as a finance cost.

Mines reclamation liability

The Group records a provision for mines reclamation cost until the closure of mine. Mines reclamation costs are provided at the present value of expected costs to settle the obligation using estimated cash flows, with a corresponding amount being capitalised at the start of each project. The cash flows are discounted at a current pre-tax rate that reflects the risks specific to the mine reclamation liability. The unwinding of the discount is expensed as incurred and recognised in the statement of profit and loss as 'Finance cost'. The estimated future costs of mine reclamation are reviewed annually and adjusted as appropriate. Changes in the estimated future costs or in the discount rate applied are capitalised in property, plant and equipment and are depreciated over the estimated commercial life of the related asset based on the unit of production method.

Enterprise social commitment

Enterprise social commitment is the amount to be spent on social and economic development of the surrounding area over a period of time where any new project is set up. Such obligation arises out of conditions mentioned in the Environment Clearance Certificate given by the Government for new projects and are generally defined as a percentage of total project cost. The present value of such future cash flows discounted at appropriate and applicable discount rates are capitalised in property, plant and equipment against the obligation created. Actual cash flows that happen over the period are adjusted against the obligation. The obligation is increased over a period of time and the differential is recognised in the statement of profit and loss as 'Finance costs'.

Contingent liabilities

A contingent liability is a possible obligation that arises from past events whose existence will be confirmed by the occurrence or non-occurrence of one or more uncertain future events beyond the control of the Group or a present obligation that is not recognised because it is not probable that an outflow of resources will be required

to settle the obligation. A contingent liability also arises in extremely rare cases where there is a liability that cannot be recognised because it cannot be measured reliably. The Group does not recognise a contingent liability but discloses its existence in the financial statements.

r. Retirement and other employee benefits

Retirement benefits in the form of contribution to Statutory Provident Fund, Pension Fund, Superannuation Fund and National Pension Scheme are defined contribution schemes. The Group has no obligation, other than the contribution payable to the respective funds. The Group recognises contribution payable to these schemes as an expense, when an employee renders the related service. If the contribution payable to the scheme for service received before the balance sheet date exceeds the contribution already paid, the deficit payable to the scheme is recognised as a liability after deducting the contribution already paid. If the contribution already paid exceeds the contribution due for services received before the balance sheet date, then excess is recognised as an asset to the extent that the pre-payment will lead to, for example, a reduction in future payment or a cash refund.

The Group operates three defined benefit plans for its employees, viz., gratuity, provident fund and post-retirement medical benefits. The costs of providing benefits under these plans are determined on the basis of actuarial valuation at each year-end. Separate actuarial valuation is carried out for each plan using the projected unit credit method. Re-measurements, comprising of actuarial gains and losses, the effect of the asset ceiling, excluding amounts included in net interest on the net defined benefit liability and the return on plan assets (excluding amounts included in net interest on the net defined benefit liability), are recognised immediately in the balance sheet with a corresponding debit or credit to retained earnings through OCI in the period in which they occur. Re-measurements are not reclassified to profit or loss in subsequent periods.

Past service costs are recognised in statement of profit or loss on the earlier of:

- The date of the plan amendment or curtailment, and
- The date that the Company recognises related restructuring costs

Net interest is calculated by applying the discount rate to the net defined benefit liability or asset. The Group recognises the following changes in the net defined benefit obligation as an expense in the statement of profit and loss:

- Service costs comprising current service costs, past-service costs, gains and losses on curtailments and non-routine settlements; and
- Net interest expense or income

Notes to Consolidated Financial Statements

for the year ended March 31, 2022

All amounts stated are in ₹ Crore except wherever stated otherwise

Current service cost is recognised within employee benefits expenses. Net interest expense or income is recognised within finance costs.

Accumulated leave, which is expected to be utilised within the next 12 months, is treated as short-term employee benefit. The Group measures the expected cost of such absences as the additional amount that it expects to pay as a result of the unused entitlement that has accumulated at the reporting date. The Group treats accumulated leave expected to be carried forward beyond twelve months, as long-term employee benefit for measurement purposes. Such long-term compensated absences are provided for based on the actuarial valuation using the projected unit credit method at the year-end. Re-measurement gains/losses are immediately taken to the statement of profit and loss and are not deferred.

s. Share-based payments

Certain employees (Senior Executives) of the Group receive remuneration in the form of share-based payments, whereby employees render services as consideration for equity instruments (equity-settled transactions).

Equity-settled transactions

The cost of equity-settled transactions is determined by the fair value at the date when the grant is made using an appropriate valuation model.

Cost is recognised, together with a corresponding increase in Employee stock options outstanding in equity, over the period in which the performance and/or service conditions are fulfilled in employee benefits expense. The cumulative expense recognised for equity-settled transactions at each reporting date until the vesting date reflects the extent to which the vesting period has expired and the Group's best estimate of the number of equity instruments that will ultimately vest. The statement of profit and loss expense or credit for a period represents the movement in cumulative expense recognised as at the beginning and end of that period and is recognised in employee benefits expense.

Service and non-market performance conditions are not taken into account when determining the grant date fair value of awards, but the likelihood of the conditions being met is assessed as part of the Group's best estimate of the number of equity instruments that will ultimately vest. Market performance conditions are reflected within the grant date fair value.

No expense is recognised for awards that do not ultimately vest because non-market performance and/or service conditions have not been met. Where awards include a market or non-vesting condition, the transactions are treated as vested irrespective of whether the market or non-vesting condition is satisfied, provided that all other performance and/or service conditions are satisfied.

When the terms of an equity-settled award are modified, the minimum expense recognised is the expense had the terms had not been modified, if the original terms of the award are met. An additional expense is recognised for any modification that increases the total fair value of the share-based payment transaction, or is otherwise beneficial to the employee as measured at the date of modification.

The dilutive effect of outstanding options is reflected as additional share dilution in the computation of diluted earnings per share.

t. Financial instruments

A financial instrument is any contract that gives rise to a financial asset of one entity and a financial liability or equity instrument of another entity.

Financial assets

Initial recognition and measurement

Financial assets are classified, at initial recognition, as subsequently measured at amortised cost, fair value through other comprehensive income (OCI), and fair value through profit or loss.

The classification of financial assets at initial recognition depends on the financial asset's contractual cash flow characteristics and the Group's business model for managing them. The Group initially measures a financial asset at fair value plus, in the case of financial assets not recorded at fair value through profit or loss, transaction costs that are attributable to the acquisition of the financial asset. Transaction costs directly attributable to the acquisition of financial assets at fair value through profit and loss are immediately recognised in the statement of profit and loss. Purchases or sales of financial assets that require delivery of assets within a time frame established by regulation or convention in the market place (regular way trades) are recognised on the trade date, i.e., the date that the Group commits to purchase or sell the asset.

Subsequent measurement

For purposes of subsequent measurement, financial assets are classified in below mentioned categories:

- Financial assets at amortised cost (debt instruments)
- Financial assets at fair value through other comprehensive income (FVTOCI) with recycling of cumulative gains and losses (debt instruments)
- Financial assets designated at fair value through OCI with no recycling of cumulative gains and losses upon derecognition (equity instruments)
- Financial assets at fair value through profit or loss (FVTPL)

Notes to Consolidated Financial Statements

for the year ended March 31, 2022

All amounts stated are in ₹ Crore except wherever stated otherwise

Financial assets at amortised cost (debt instruments)

A 'financial asset' is measured at the amortised cost if both the following conditions are met:

- a) The asset is held within a business model whose objective is to hold assets for collecting contractual cash flows, and
- b) Contractual terms of the asset give rise on specified dates to cash flows that are solely payments of principal and interest (SPPI) on the principal amount outstanding.

This category is the most relevant to the Group. After initial measurement, such financial assets are subsequently measured at amortised cost using the effective interest rate (EIR) method. Amortised cost is calculated by taking into account any discount or premium on acquisition and fees or costs that are an integral part of the EIR. The EIR amortisation is included in other income in the statement of profit and loss. The losses arising from impairment are recognised in the statement of profit and loss. This category generally applies to trade receivables, loans and other receivables.

Financial assets at FVTOCI (debt instruments)

A 'financial asset' is classified as at the FVTOCI if both of the following criteria are met:

- a) The objective of the business model is achieved both by collecting contractual cash flows and selling the financial assets, and
- b) The asset's contractual cash flows represent SPPI.

Debt instruments included within the FVTOCI category are measured initially as well as at each reporting date at fair value. Fair value movements are recognised in the other comprehensive income (OCI). However, the Group recognises interest income, impairment losses and reversals and foreign exchange gain or loss in the statement of profit and loss. On de-recognition, cumulative gain or loss previously recognised in OCI is reclassified from the equity to statement of profit and loss.

The Group has not designated any financial asset (debt instruments) as at FVTOCI.

Financial assets designated at fair value through OCI (equity instruments)

On initial recognition of an equity instrument that is not held for trading, the Group can elect to classify irrevocably its equity investments as equity instruments designated at fair value through OCI. The classification is determined on an instrument-by-instrument basis. Equity instruments which are held for trading are classified as at FVTPL.

Subsequently, these financial assets are measured at fair value with gains and losses arising from changes in fair value recognised in other comprehensive income. Gains and losses on these financial assets are never recycled from other comprehensive income to profit or loss, even on sale of investment. However, the Group may transfer the cumulative gain or loss within equity.

Dividends on these investments are recognised as 'other income' in the statement of profit and loss when the right of payment has been established, except when the Group benefits from such proceeds as a recovery of part of the cost of the financial asset, in which case, such gains are recorded in OCI. Equity instruments designated at fair value through OCI are not subject to impairment assessment.

The Group elected to classify irrevocably its listed equity investment included under non-current and current financial assets, and unquoted investment in compulsorily convertible preference shares included under non-current financial assets under this category.

Financial assets at fair value through profit or loss (FVTPL)

Financial assets at FVTPL are carried in the balance sheet at fair value with net changes in fair value recognised in the statement of profit and loss.

Debt instrument, which does not meet the criteria for categorisation as at amortised cost or as FVTOCI, is classified as at FVTPL.

In addition, the Group may elect to designate a debt instrument, which otherwise meets amortised cost or FVTOCI criteria, as at FVTPL. However, such election is allowed only if doing so reduces or eliminates a measurement or recognition inconsistency (referred to as 'accounting mismatch'). The Group has designated investment in listed equity instrument, mutual funds, bonds and derivative instruments as at FVTPL.

Derecognition

A financial asset is primarily derecognised when:

- The rights to receive cash flows from the asset have expired, or
- The Group has transferred its rights to receive cash flows from the asset or has assumed an obligation to pay the received cash flows in full without material delay to a third party under a 'pass-through' arrangement; and either (a) the Group has transferred substantially all the risks and rewards of the asset, or (b) the Group has neither transferred nor retained substantially all the risks and rewards of the asset, but has transferred control of the asset.

Notes to Consolidated Financial Statements

for the year ended March 31, 2022

All amounts stated are in ₹ Crore except wherever stated otherwise

Impairment of financial assets

In accordance with Ind AS 109, the Group applies expected credit loss (ECL) model for measurement and recognition of impairment loss on the following financial assets and credit risk exposure:

- a) Financial assets that are debt instruments, and are measured at amortised cost e.g., loans, debt securities, deposits and bank balance.
- b) Trade receivables or any contractual right to receive cash or another financial asset that result from transactions that are within the scope of Ind AS 115.

The Group follows 'simplified approach' for recognition of impairment loss allowance on:

- Trade receivables

The application of simplified approach does not require the Group to track changes in credit risk. Rather, it recognises impairment loss allowance based on lifetime ECLs at each reporting date, right from its initial recognition.

For recognition of impairment loss on other financial assets and risk exposure, the Group determines that whether there has been a significant increase in the credit risk since initial recognition. The credit risk has not increased significantly, 12-month ECL is used to provide for impairment loss. However, if credit risk of customer has increased significantly, lifetime ECL is used. If, in a subsequent period, credit quality of the instrument improves such that there is no longer a significant increase in credit risk since initial recognition, then the entity reverts to recognising impairment loss allowance based on 12-month ECL.

Lifetime ECL are the expected credit losses resulting from all possible default events over the expected life of a financial instrument. The 12-month ECL is a portion of the lifetime ECL which results from default events that are possible within 12 months after the reporting date.

ECL is the difference between all contractual cash flows that are due to the Group in accordance with the contract and all the cash flows that the entity expects to receive (i.e., all cash shortfalls), discounted at the original EIR. When estimating the cash flows, the Group considers:

- All contractual terms of the financial instrument (including prepayment, extension, call and similar options) over the expected life of the financial instrument. However, in rare cases when the expected life of the financial instrument cannot be estimated reliably, then the entity is required to use the remaining contractual term of the financial instrument.
- Cash flows from the sale of collateral held or other credit enhancements that are integral to the contractual terms.

As a practical expedient, the Group uses a provision matrix to determine impairment loss allowance on portfolio of its trade receivables. The provision matrix is based on its historically observed default rates over the expected life of the trade receivables and is adjusted for forward-looking estimates. At every reporting date, the historical observed default rates are updated and changes in the forward-looking estimates are analysed.

ECL impairment loss allowance (or reversal) recognised during the period is recognised as income/ expense in the statement of profit and loss. This amount is reflected under the head 'Other expenses' in the statement of profit and loss.

The balance sheet presentation for various financial instruments is described below:

- Financial assets measured as at amortised cost and contractual revenue receivables: ECL is presented as an allowance, i.e., as an integral part of the measurement of those assets in the balance sheet. The allowance reduces the net carrying amount. Until the asset meets write-off criteria, the Group does not reduce impairment allowance from the gross carrying amount.

Financial liabilities

Initial recognition and measurement

Financial liabilities are classified, at initial recognition, as financial liabilities at fair value through profit or loss, loans and borrowings, payables or as derivatives, as appropriate.

All financial liabilities are recognised initially at fair value and, in the case of loans and borrowings and payables, net of directly attributable transaction costs.

The Group's financial liabilities include trade and other payables, loans and borrowings including derivative financial instruments.

Subsequent measurement

The measurement of financial liabilities depends on their classification, as described below:

Financial liabilities at fair value through profit or loss

Financial liabilities at fair value through profit or loss (FVTPL) include financial liabilities held for trading and financial liabilities designated upon initial recognition as at FVTPL. Financial liabilities are classified as held for trading if they are incurred for the purpose of repurchasing in the near term. This category also includes derivative financial instruments entered into by the Group that are not designated as hedging instruments in hedge relationships as defined by Ind AS 109 'Financial instruments'.

Gains or losses on liabilities held for trading are recognised in the profit or loss.

Notes to Consolidated Financial Statements

for the year ended March 31, 2022

All amounts stated are in ₹ Crore except wherever stated otherwise

Loans and borrowings

This is the category most relevant to the Group. After initial recognition, interest-bearing loans and borrowings are subsequently measured at amortised cost using the EIR method. Gains and losses are recognised in statement of profit and loss when the liabilities are derecognised as well as through the EIR amortisation process.

Amortised cost is calculated by taking into account any discount or premium on acquisition and fees or costs that are an integral part of the EIR. The EIR amortisation is included as finance costs in the statement of profit and loss.

This category generally applies to borrowings. For more information refer note 14(i).

De-recognition

A financial liability is derecognised when the obligation under the liability is discharged or cancelled or expires. When an existing financial liability is replaced by another from the same lender on substantially different terms, or the terms of an existing liability are substantially modified, such an exchange or modification is treated as the de-recognition of the original liability and the recognition of a new liability. The difference in the respective carrying amounts is recognised in the statement of profit and loss.

Offsetting of financial instruments

Financial assets and financial liabilities are offset and the net amount is reported in the balance sheet if there is a currently enforceable legal right to offset the recognised amounts and there is an intention to settle on a net basis, to realise the assets and settle the liabilities simultaneously.

u. Derivative financial instruments

Initial recognition and subsequent measurement

The Group uses derivative financial instruments, such as foreign exchange option contract, foreign exchange forward contract and interest rate swap contract, to hedge its foreign currency risks and interest rate risks, respectively. Such derivative financial instruments are initially recognised at fair value on the date on which a derivative contract is entered into and are subsequently re-measured at fair value. Derivatives are carried as financial assets when the fair value is positive and as financial liabilities when the fair value is negative.

Any gains or losses arising from changes in the fair value of derivatives are taken directly to statement of profit and loss.

v. Segment reporting

Identification of segments

Operating Segments are identified on the basis of internal reports about components of the Group that are regularly reviewed by the Chief Operating Decision Maker (CODM) in order to allocate resources to the segments and to assess their performance in accordance with Ind AS 108, Operating Segments.

Inter-segment transfers

The Group generally accounts for intersegment sales and transfers at cost plus appropriate margins.

Allocation of common costs

Common allocable costs are allocated to each segment according to the relative contribution of each segment to the total common costs.

Unallocated items

Unallocated items include general corporate income and expense items which are not allocated to any business segment.

Segment accounting policies

The Group prepares its segment information in conformity with the accounting policies adopted for preparing and presenting the financial statements of the Group as a whole.

w. Earnings per share

Basic earnings per share is calculated by dividing the net profit or loss attributable to equity holders of Parent Company (after deducting preference dividends and attributable taxes) by the weighted average number of equity shares outstanding during the period.

For the purpose of calculating diluted earnings per share, the net profit or loss for the period attributable to equity shareholders of Parent Company and the weighted average number of shares outstanding during the period are adjusted for the effects of all dilutive potential equity shares.

x. Cash and cash equivalents

Cash and cash equivalent in the balance sheet comprise cash at banks and on hand and short-term deposits with an original maturity of three months or less, which are subject to an insignificant risk of changes in value.

For the purpose of the statement of cash flows, cash and cash equivalents consist of cash and short-term deposits, as defined above, net of outstanding bank overdrafts as

Notes to Consolidated Financial Statements

for the year ended March 31, 2022

All amounts stated are in ₹ Crore except wherever stated otherwise

they are considered an integral part of the Group's cash management.

y. Cash dividend

The Group recognises a liability to pay dividend to equity holders of the Parent Company when the distribution is authorised and the distribution is no longer at the discretion of the Group. As per the corporate laws in India, a distribution is authorised when it is approved by the shareholders. A corresponding amount is recognised directly in other equity. Interim dividends are recognised as a liability on the date of declaration by the Parent Company's Board of directors.

C. Reclassifications consequent to amendments to Schedule III

The Ministry of Corporate Affairs amended the Schedule III to the Companies Act, 2013 on March 24, 2021 to increase the transparency and provide additional disclosures to users of financial statements. These amendments are effective from April 1, 2021.

Consequent to above, the Group has changed the classification/presentation of (i) current maturities of long-term borrowings (ii) security deposits, in the current year.

The current maturities of long-term borrowings has now been included in the "Current borrowings" line item. Previously, current maturities of long-term borrowings was included in 'other financial liabilities' line item.

Further, security deposits (which meet the definition of a financial asset as per Ind AS 32) have been included in 'other financial assets' line item. Previously, these deposits were included in 'loans' line item.

The Group has reclassified comparative amounts to conform with current year presentation as per the requirements of Ind AS 1.

D. Recent Accounting Pronouncement

Standards notified but not yet effective

Ministry of Corporate Affairs ("MCA") through Companies (Indian Accounting Standards) Amendment Rules, 2019 has notified certain amendments to existing Ind AS via notification dated March 23, 2022. The same shall come into force from annual reporting period beginning on or after April 1, 2022 which the Group has not applied as they are not effective for annual period beginning on or after April 1, 2021.

Key synopsis are as under:

- Ind AS 16 Property, Plant and Equipment - For items produced during testing/ trial phase, clarification added that revenue generated out of the same shall not be recognised in statement of profit and loss and considered as part of cost of PPE.
- Ind AS 37 Provisions, Contingent Liabilities & Contingent Assets - Guidance on what constitutes cost of fulfilling contracts (to determine whether the contract is onerous or not) is included.
- Ind AS 103 - Business Combination - Reference to revised Conceptual Framework.
- Ind AS 109 Financial Instruments - The amendment clarifies which fees an entity includes when it applies the '10 per cent' test in assessing whether to derecognise a financial liability.

While preparing the financial statement for the year ended March 31, 2022, the above amendments are not considered for disclosure as standards notified by Ministry of Corporate Affairs, but not yet effective, in accordance with Ind AS.

Notes to Consolidated Financial Statements

for the year ended March 31, 2022

All amounts stated are in ₹ Crore except wherever stated otherwise

2. Property, plant and equipment

Particulars	Freehold land	Buildings	Plant and equipment	Furniture and fixtures	Vehicles	Office equipment	Mines development	Total
Deemed Cost * / Cost								
As at April 1, 2020	1,165	1,315	9,101	27	28	65	63	11,764
Pursuant to loss of control in subsidiaries (refer note 54)	(0)	(40)	(133)	(1)	(0)	(2)	-	(176)
Additions	78	90	1,824	2	1	12	8	2,015
Acquisition through business combination (refer note 61(a))	21	16	352	-	0	-	-	389
Disposals/ adjustments	(1)	(3)	(98)	(0)	(2)	(2)	-	(106)
Reclassification	-	(8)	8	-	-	-	-	-
Exchange difference	-	-	(0)	-	-	-	-	(0)
As at March 31, 2021	1,263	1,370	11,054	28	27	73	71	13,886
Additions	166	96	1,311	19	24	23	10	1,649
Disposals **	(0)	(33)	(138)	(5)	(3)	(8)	-	(187)
Reclassification	-	6	(7)	(0)	1	0	-	(0)
Exchange difference	-	-	0	-	-	-	-	0
As at March 31, 2022	1,429	1,439	12,220	42	49	88	81	15,348
Depreciation								
As at April 1, 2020	34	349	2,865	13	17	36	31	3,345
Pursuant to loss of control in subsidiaries (refer note 54)	-	(18)	(55)	(0)	(0)	(1)	-	(74)
Charge for the year	9	78	785	3	3	11	1	890
Disposals	-	(2)	(94)	(1)	(1)	(1)	-	(99)
Reclassification	-	(2)	2	-	-	-	-	-
As at March 31, 2021	43	405	3,503	15	19	45	32	4,062
Charge for the year	8	71	793	3	4	13	1	893
Disposals **	-	(2)	(129)	(1)	(2)	(5)	-	(139)
Reclassification	-	(0)	0	0	(0)	(0)	-	0
As at March 31, 2022	51	474	4,167	17	21	53	33	4,816
Net block								
As at March 31, 2022	1,378	965	8,053	25	28	35	48	10,532
As at March 31, 2021	1,220	965	7,551	13	8	28	39	9,824

* Refer note 1(B)(iii)(j)

** includes property, plant and equipment of discontinued operation, refer note 31(a).

Notes:

- (i). The Group has pledged certain assets against borrowings which has been disclosed in note 14(i).
- (ii). Refer to note 36(A) for disclosure of contractual commitments for the acquisition of property, plant and equipment.
- (iii). During the year ended March 31, 2022, interest capitalised is ₹ 52 (March 31, 2021: ₹ 156).
- (iv). Disposals from (i) Plant and equipment having gross block of ₹ 82 (March 31, 2021: ₹ 19) and accumulated depreciation of ₹ 81 (March 31, 2021: ₹ 19), (ii) Buildings having gross block of ₹ 1 (March 31, 2021: ₹ Nil) and accumulated depreciation of ₹ 1 (March 31, 2021: ₹ Nil), (iii) Furniture and fixtures having gross block of ₹ 0 (March 31, 2021: ₹ Nil) and accumulated depreciation of ₹ 0 (March 31, 2021: ₹ Nil) and (iv) Vehicles having gross block of ₹ 0 (March 31, 2021: ₹ 0) and accumulated depreciation of ₹ 0 (March 31, 2021: ₹ 0) are transferred to 'Assets classified as held for sale'.
- (v). Land of ₹ 0 (March 31, 2021: ₹ 0) held by a step down subsidiary company and included above, is in dispute and the matter is sub-judice.

Notes to Consolidated Financial Statements

for the year ended March 31, 2022

All amounts stated are in ₹ Crore except wherever stated otherwise

(vi). Reconciliation of depreciation and amortisation expense:

Particulars	Year ended March 31, 2022	Year ended March 31, 2021
Depreciation and amortisation expense on:		
Property, plant and equipment (PPE)	893	890
Investment properties	0	0
Goodwill	203	203
Other intangible assets	135	149
Right-of-use assets (refer note 35(a))	45	53
As per PPE, Investment properties, Goodwill, Other intangible assets and Right-of-use assets Schedule	1,276	1,295
Less:		
Cost allocated to capital work-in-progress (refer note 45)	(29)	(33)
Adjustment against recoupment from deferred capital subsidy (refer note 15(i))	(9)	(12)
Total	1,238	1,250
Less: Discontinued operations (refer note 31(a))	(2)	-
As per statement of profit and loss - continuing operations	1,236	1,250

(vii). The Group has not revalued property, plant and equipment during the year.

3. Capital work-in-progress (CWIP)

Particulars	As at March 31, 2022	As at March 31, 2021
Movement of capital work in progress		
Opening balance	869	1,702
Pursuant to loss of control in subsidiaries (refer note 54)	-	(3)
Additions	1,276	1,117
Capitalised	(1,086)	(1,894)
Acquisition through business combination (refer note 61(a))	-	11
Disposal during the year	1	(0)
Transfer to assets held for sale	(6)	-
Reclassified to intangible assets under development	-	(62)
Impairment during the year (refer note (ii) below)	(18)	(2)
Closing balance	1,036	869

Notes:

- (i). Capital work in progress mainly comprises plant and equipment under construction of ₹ Nil (March 31, 2021: ₹ 317) for new cement plants in Odisha along with new grinding capacity in eastern part of India.
- (ii). Section 10A(2)(b) of the Mines and Minerals (Development and Regulation) Act, 1957 was amended with effect from March 28, 2021 which states that the right to obtain a prospecting licence followed by a mining lease or a mining lease, as the case may be, shall lapse on the date of commencement of the Mines and Minerals (Development and Regulation) Amendment Act, 2021. It further states that wherever the rights have lapsed, the expenditure incurred towards reconnaissance or prospecting operation in such manner as may be prescribed by the Central Government shall be reimbursed. However, the rules for such reimbursement has not yet been notified.

The Group has spent ₹ 18 in connection with certain mines located in different parts of the country. The Group has already filed writ petitions and is of the view that as Grant Order/ Letter of Intent has been granted by the State, the recent amendment to Section 10A(2)(b) may not apply. However, the Group also has a right to challenge the amendments made in the Act in 2021. As a matter of prudence, a provision of ₹ 18 has been made during the current year in the financial statements.

- (iii). Details of expenses capitalised and carried forward as a part of capital work in progress are disclosed in note 45.

Notes to Consolidated Financial Statements

for the year ended March 31, 2022

All amounts stated are in ₹ Crore except wherever stated otherwise

(iv). Capital work-in-progress ageing schedule

CWIP	Amount in CWIP for a period of				Total
	Less than 1 year	1-2 years	2-3 years	More than 3 years*	
As at March 31, 2022					
- Projects in progress	951	37	13	35	1,036
- Project temporarily suspended	-	-	-	-	-
Total	951	37	13	35	1,036
As at March 31, 2021					
- Projects in progress	619	187	6	57	869
- Project temporarily suspended	-	-	-	-	-
Total	619	187	6	57	869

* includes ₹ 30 (March 31, 2021: ₹ 41) related to incubation projects.

(v). Expected completion schedule for capital-work-in progress, whose completion is overdue or has exceeded its cost compared to its original plan

(a) Disclosure for cost overrun

CWIP	To be completed in				Total
	Less than 1 year	1-2 years	2-3 years	More than 3 years	
As at 31 March 2021					
- Projects in progress					
Calcom Cement India Limited	1	-	-	-	1
	1	-	-	-	1
- Project temporarily suspended	-	-	-	-	-
Total	1	-	-	-	1

There are no projects which has exceeded its cost compared to its original plan as at March 31, 2022.

(b) Disclosure for exceeded timelines (overdue) projects

CWIP	To be completed in				Total
	Less than 1 year	1-2 years	2-3 years	More than 3 years	
As at 31 March 2022					
- Projects in progress					
Dalmia Cement (Bharat) Limited	5	-	-	-	5
Calcom Cement India Limited	9	-	-	-	9
	14	-	-	-	14
- Project temporarily suspended	-	-	-	-	-
Total	14	-	-	-	14
As at 31 March 2021					
- Projects in progress					
Dalmia Cement (Bharat) Limited	11	-	-	-	11
Calcom Cement India Limited	6	-	-	-	6
Alsthom Industries Limited	0	-	-	-	0
	17	-	-	-	17
- Project temporarily suspended	-	-	-	-	-
Total	17	-	-	-	17

Notes to Consolidated Financial Statements

for the year ended March 31, 2022

All amounts stated are in ₹ Crore except wherever stated otherwise

4 (a). Investment properties

4 (b). Goodwill

4 (c). Other intangible assets

Particulars	4(a). Investment properties			4(b). Goodwill		4(c). Other intangible assets							Total	
	Freehold land	Buildings	Total	Goodwill on consolidation @	Goodwill **	Total	Brands \$	Mining rights ^	Raw materials procurement rights #	Mines development	Computer software	Other intellectual property rights		
Deemed cost * / Cost														
As at April 1, 2020	0	-	0	231	3,087	3,318	1,973	1,170	279	-	23	0	3,445	
Pursuant to loss of control in subsidiaries (refer note 54)	(0)	-	(0)	-	-	-	-	(1)	-	-	(1)	-	(2)	
Additions	-	-	-	-	-	-	-	-	-	-	6	-	6	
Disposals	-	-	-	-	-	-	-	-	-	-	-	-	-	
Reclassification	-	1	1	-	-	-	-	-	-	-	-	-	-	
As at March 31, 2021	0	1	1	231	3,087	3,318	1,973	1,169	279	-	28	0	3,449	
Additions	-	-	-	-	-	-	-	71	-	7	42	-	120	
Disposals **	-	-	-	-	-	-	-	-	-	-	(38)	-	(38)	
Reclassification	-	-	-	-	-	-	-	-	-	-	0	-	0	
As at March 31, 2022	0	1	1	231	3,087	3,318	1,973	1,240	279	7	32	0	3,531	
Amortisation and impairment														
As at April 1, 2020	-	-	-	-	2,100	2,100	381	218	81	-	15	0	695	
Pursuant to loss of control in subsidiaries (refer note 54)	-	-	-	-	-	-	-	(0)	-	-	(1)	-	(1)	
Charge for the year	-	0	0	-	203	203	76	58	9	-	6	0	149	
Impairment (refer note below)	-	-	-	4	-	4	-	-	-	-	-	-	-	
Disposals	-	-	-	-	-	-	-	-	-	-	-	-	-	
As at March 31, 2021	-	0	0	4	2,303	2,307	457	276	90	-	20	0	843	
Charge for the year	-	0	0	-	203	203	76	44	8	1	6	0	135	
Impairment (refer note below)	-	-	-	0	-	0	-	-	-	-	-	-	-	
Disposals **	-	-	-	-	-	-	-	-	-	-	(3)	-	(3)	
As at March 31, 2022	-	0	0	4	2,506	2,510	533	320	98	1	23	0	975	
Net block														
As at March 31, 2022	0	1	1	227	580	807	1,440	920	181	6	9	0	2,556	
As at March 31, 2021	0	1	1	227	784	1,011	1,516	893	189	-	8	0	2,606	

* Refer note 1(B)(iii)(k) and 1(B)(iii)(l)

** includes property, plant and equipment of discontinued operation, refer note 31(a).

Notes to Consolidated Financial Statements

for the year ended March 31, 2022

All amounts stated are in ₹ Crore except wherever stated otherwise

Notes:

4(a). Investment properties

- (i) The Group's investment properties consist of freehold land and buildings for capital appreciation. The Group has no restrictions on the realisability of its investment property and no contractual obligations to purchase, construct or develop investment properties or for repairs, maintenance and enhancements.
- (ii) Buildings include ₹ 1 being cost of 36,000 unquoted equity shares (March 31, 2021: 36,000) in a company entitling the right of use and occupancy.
- (iii) There is no material expenses incurred for the maintenance of investment properties nor income derived out of the same.
- (iv) Freehold land were mortgaged against the secured borrowings of the Group as disclosed in note no. 14(i).
- (v) Fair value of the Group's investment properties are as follows:

	As at March 31, 2022	As at March 31, 2021
Freehold land	4	3
Buildings	7	7
Total	11	10

The fair valuation of investment properties are determined based on an annual evaluation performed by an accredited external independent valuer.

4(b). Goodwill

@@ Goodwill on consolidation

- (i) ₹ 0 (March 31, 2021: ₹ Nil) represent impairment of goodwill recognised on acquisition of step down subsidiary namely Rajputana Properties Private Limited. The impairment loss has been recognised in statement of profit and loss in note 28 to the financial statements.
- (ii) ₹ Nil (March 31, 2021: ₹ 4) represent impairment of goodwill recognised on acquisition of step down subsidiary namely Golden Hills Resort Private Limited. The impairment loss was recognised in statement of profit and loss in note 28 to the financial statements.

** Goodwill acquired pursuant to Scheme of Arrangement and Amalgamation:

(i) Impairment testing of goodwill

The carrying amount of goodwill of ₹ 580 (March 31, 2021: ₹ 784) acquired pursuant to Scheme of Arrangement and Amalgamation has been allocated to Cement Cash Generating Unit (CGU) for impairment testing. The Group performs annual impairment test for carrying value of goodwill. The Group considers the relationship between its market capitalisation based on other comparable companies and its book value, among other factors, when reviewing for indicators of impairment.

The recoverable amount has been considered based on the fair value less cost of disposal or value in use, whichever is higher as required to be assessed under Ind-AS 36.

The recoverable amount of the Cement Business Unit (CGU) has been determined based on a value in use calculation using cash flow projections from financial projections approved by

senior management of the Group, which are part of overall business plan covering a five-year period. The pre-tax discount rate applied to cash flow projections for impairment testing during the current year is 17.28% (March 31, 2021: 16.86%) and cash flows beyond the five-year period are extrapolated using a 4.00% (March 31, 2021: 4.00%) growth rate which is consistent with the industry forecasts. As a result of the analysis, management did not identify any impairment for this CGU and accordingly, there is no need for impairment of goodwill.

The management believes that any reasonably possible change in the key assumptions on which recoverable amount is based would not cause the carrying amount to exceed the recoverable amount of the cash generating unit.

Key assumptions used for value in use calculations

The calculation of value in use for the CGU is most sensitive to the following assumptions:

EBITDA margins

EBITDA margins are estimated based on the trend of actual EBITDA of cement segment for past 1 year preceding the beginning of the budget period.

Discount rate

Discount rates represent the current market assessment of the risks specific to the CGU, taking into consideration the time value of money and individual risks of the underlying assets that have not been incorporated in the cash flow estimates. The discount rate calculation is based on the specific circumstances of the Group and the CGU and is derived from its weighted average cost of capital (WACC). The WACC takes into account both debt and equity. The cost of equity is derived from the expected return on investment by the Group's investors. The cost of debt is based on the interest-bearing borrowings the Group is obliged to service. CGU specific risk is incorporated by applying individual beta factor. The beta factor is evaluated

Notes to Consolidated Financial Statements

for the year ended March 31, 2022

All amounts stated are in ₹ Crore except wherever stated otherwise

annually based on publicly available market data. Adjustments to the discount rate are made to factor in the specific amount and timing of the future tax flows in order to reflect a pre-tax discount rate.

Growth rates used to extrapolate cash flows beyond the forecast period

The Group has considered growth rate of 4% to extrapolate cash flows beyond the forecast period which is in line with the industry forecasts.

Sensitivity to changes in assumptions

The implications of the key assumptions for the recoverable amount are discussed below:

Growth rate assumptions – A reduction to 0% in the long-term growth rate would result in value in use being higher than carrying amount of the assets.

Discount rates - A pre-tax discount rate of more than 22.65% (March 31, 2021: 25.70%) would result in value in use being lower than the carrying amount of the assets.

EBITDA margins - A decreased demand can lead to a decline in EBITDA. A decrease in EBITDA by 33.00% would result in value in use being lower than carrying amount of the assets.

(ii) Amortisation of recognised goodwill

The Parent Company's subsidiary namely Dalmia Cement (Bharat) Limited ('DCBL') has continued to amortise goodwill acquired on account of slump exchange of the assets and liabilities forming part of Undertakings of Odisha Cement Limited ('ODCL') (renamed to Dalmia Bharat Limited) on a going concern basis based on allocation report prepared in accordance with Accounting Standard (AS) - 10, over a period of 10 years from the appointed date, as referred to in Scheme of Arrangement and Amalgamation sanctioned by Hon'ble National Company Law Tribunal.

The Scheme approved by the NCLT has the overriding effect over the Ind AS (under which goodwill would not have been amortised). As a result of amortisation, profit before tax from continuing operations for the year ended March 31, 2022 is lower by ₹ 203 (March 31, 2021 : ₹ 203).

4(c). Other intangible assets

\$ Brands:

Pursuant to Scheme of Arrangement and Amalgamation, Group had recorded value of 'Brands' acquired from ODCL based on the fair valuation carried out by independent valuer, as at the appointed date January 1, 2015 at an aggregate value of ₹ 1,991 (net book value of ₹ 1,973 as on April 1, 2015 considered as deemed cost).

^ Mining rights include:

(a) Pursuant to Scheme of Arrangement, Group had carried out fair valuation of mining rights of the mines at Adhunik Cement Limited (amalgamated with DCBL from appointed date January 1, 2015). A sum of ₹ 194 was assigned to these mining rights (net book value of ₹ 193 as on April 1, 2015 considered as deemed cost).

(b) Pursuant to Scheme of Arrangement and Amalgamation, mining rights of the mines forming part of Undertakings of ODCL transfer to DCBL by way of slump exchange from appointed date January 1, 2015. A sum of ₹ 969 was assigned to these mining rights (net book value of ₹ 962 as on April 1, 2015 considered as deemed cost).

Raw materials procurement rights:

Pursuant to Scheme of Arrangement and Amalgamation, Group had recorded value of 'Raw materials procurement rights' from ODCL based on the the fair valuation carried out by independent valuer as at the appointed date January 1, 2015 at an aggregate value of ₹ 284 (net book value of ₹ 279 as on April 1, 2015 considered as deemed cost).

4(d). Intangible assets under development (IAUD)

(i). Intangible assets under development ageing schedule

IAUD	Amount in Intangible assets under development for a period of				Total
	Less than 1 year	1-2 years	2-3 years	More than 3 years	
As at March 31, 2022					
- Projects in progress	1	-	-	10	11
- Project temporarily suspended	-	-	-	-	-
Total	1	-	-	10	11
As at March 31, 2021					
- Projects in progress	41	77	13	6	137
- Project temporarily suspended	-	-	-	-	-
Total	41	77	13	6	137

(ii). There are no projects whose completion is overdue or has exceeded its cost compared to its original plan.

Notes to Consolidated Financial Statements

for the year ended March 31, 2022

All amounts stated are in ₹ Crore except wherever stated otherwise

4(e). Biological assets other than bearer plants

Particulars	Livestock	Total
Cost		
As at April 1, 2020	0	0
Additions	-	-
Disposals	-	-
As at March 31, 2021	0	0
Additions	0	0
Disposals	-	-
As at March 31, 2022	0	0
Depreciation		
As at April 1, 2020	-	-
Charge for the year	-	-
Disposals	-	-
As at March 31, 2021	-	-
Charge for the year	-	-
Disposals	-	-
As at March 31, 2022	-	-
Net block		
As at March 31, 2022	0	0
As at March 31, 2021	0	0

Note : Biological assets other than bearer plants represent livestock. The livestock comprises of milch cattles and the produce is utilised for welfare of the employees. It is measured at cost as the fair value cannot be measured reliably.

5. Investment accounted using equity method

Particulars	As at March 31, 2022	As at March 31, 2021
A. Investment in equity shares		
(i) Associate - unquoted		
1,87,23,743 (March 31, 2021: 69,18,916) Shares of ₹ 10/- each fully paid up in Dalmia Bharat Refractories Limited (refer note 56)	377	146
(ii) Joint ventures - unquoted		
73,48,000 (March 31, 2021: 73,48,000) Shares of ₹10/- each fully paid up in Radhikapur (West) Coal Mining Private Limited (refer note (a) below)	8	8
18,36,500 (March 31, 2021: 18,36,500) Shares of ₹10/- each fully paid up in Khappa Coal Company Private Limited (refer note (b) below)	2	2
Less : Impairment in the value of investment	(2)	(2)
	-	-
Sub-total (A)	385	154
B. Investment in debentures		
Nil (March 31, 2021: 2,25,00,000) compulsory convertible debentures of ₹ 100/- each in Dalmia Bharat Refractories Limited (refer note 56)	-	225
Sub-total (B)	-	225
Total (A+B)	385	379
Aggregate amount of unquoted investments	385	379
Aggregate amount of impairment in value of investments	2	2

Notes:

- (a) In respect of license granted for captive mining block at Radhikapur mines, a joint venture company viz. Radhikapur (West) Coal Mining Private Limited was incorporated on March 29, 2010 in which Dalmia Cement (Bharat) Limited ("DCBL"), a subsidiary of the Group, interest jointly with OCL Iron & Steel Limited (OISL) is 14.70%. DCBL had invested ₹ 7 in equity shares of its joint venture which includes ₹ 4 being proportionate value of shares to be transferred to OISL after the receipt of approval from the Ministry of Coal, Government

Notes to Consolidated Financial Statements

for the year ended March 31, 2022

All amounts stated are in ₹ Crore except wherever stated otherwise

of India and other Joint Venture Partners. Consequent upon decision of the Hon'ble Supreme Court of India cancelling the allocation of Coal block, vide Order dated September 24, 2014, as a matter of prudence, a provision of ₹ 4 was made in earlier years in the financial statements. Considering the improved financial condition and necessary process initiated by joint venture company during the previous year for reduction of share capital for refunding the amount invested by its Joint Venture Partners, the provision for impairment was reversed in the previous year (refer note 23).

- (b) DCBL in joint venture with Sun Flag Iron & Steel Limited, was allocated Khappa & Extension Coal Block (KECB) by the Ministry of Coal, Government of India vide their letter dated May 29, 2009 for development of coal mine and use of coal for captive mining. DCBL had invested ₹ 2 in equity shares of Khappa Coal Company Private Limited and given advance against share application money of ₹ 4. Consequent upon decision of Hon'ble Supreme Court of India for cancellation of coal block vide order dated September 24, 2014, Group in earlier years had provided for its exposure in its joint venture viz. Khappa Coal Company Private Limited aggregating to ₹ 6 (March 31, 2021: ₹ 6).

6. Financial assets

(i) Non-current investments

Particulars	As at March 31, 2022	As at March 31, 2021
A. Investment in equity shares		
(a) Investment measured at fair value through profit and loss		
Quoted		
NIL (March 31, 2021: 250) Shares of ₹ 10/- each fully paid up in Haryana Financial Corporation *	-	0
Unquoted		
10,000 (March 31, 2021: 10,000) Shares of ₹ 25/- each fully paid up in Shikshak Sahakari Bank Limited	0	0
200 (March 31, 2021: 200) Shares of ₹ 10/- each fully paid up in Vimla Infrastructure (India) Private Limited	0	0
(b) Investments measured at fair value through OCI (refer note 9(i)(3))		
Quoted		
1,48,29,764 (March 31, 2021: 1,48,29,764) Shares of ₹ 2/- each fully paid up in Dalmia Bharat Sugar and Industries Limited (refer note 62)	711	277
Sub-total (A)	711	277
B. Investment in preference shares		
Investments measured at fair value through OCI (refer note 9(i)(3))		
Unquoted		
62,621 (March 31, 2021: 62,621) Series A1 Compulsorily Convertible Participative Preference Shares of ₹100/- each fully paid up in Freight Commerce Solutions Private Limited	26	21
7,231 (March 31, 2021: 7,231) Series A2 Compulsorily Convertible Participative Preference Shares of ₹100/- each fully paid up in Freight Commerce Solutions Private Limited	3	3
Sub-total (B)	29	24
C. Investment in debentures or bonds		
(a) Investment measured at fair value through profit and loss		
Tax free bonds (quoted)		
2,472 (March 31, 2021 : 2,472) 8.30% NHAI tax free bonds	0	0
Others (unquoted)		
1,188 (March 31, 2021: 1,188) Units of ₹ 23,930/- (March 31, 2021: ₹ 27,430/-) each fully paid up in Urban Infrastructure Opportunities Fund	1	1
(b) Others (unquoted) - at amortised cost		
12,00,00,000 (March 31, 2021: Nil) 10% unsecured redeemable non-convertible debentures of ₹ 10/- each fully paid up in Hippostores Technology Private Limited (refer note (a) below)	120	-
5,900 (March 31, 2021: 5,900) zero coupon optionally redeemable convertible debentures of ₹ 1,00,000/- each in Saroj Sunrise Private Limited (refer note (b) below)	59	59
12 (March 31, 2021: 12) 8% non convertible secured debentures of ₹ 100/- each fully paid up in Indian Chamber of Commerce	0	0
2 (March 31, 2021: 2) 8% non convertible secured debentures of ₹ 25/- each partly paid up in Indian Chamber of Commerce	0	0
Sub-total (C)	180	60

Notes to Consolidated Financial Statements

for the year ended March 31, 2022

All amounts stated are in ₹ Crore except wherever stated otherwise

Particulars	As at March 31, 2022	As at March 31, 2021
D. Investment in mutual funds		
Investment measured at fair value through profit and loss		
Units of debt based schemes of various mutual funds (unquoted)	0	0
Sub-total (D)	0	0
E. Investment in Others		
Unquoted - at cost		
Property Rights in Holiday Resort	0	0
50 (March 31, 2021: 50) units of ₹ 100/- each fully paid up in Co-operative Society	0	0
36,000 (March 31, 2021: 36,000) Shares of ₹ 10/- each fully paid up in G.S.Homes & Hotels Private Limited	-	1
Less: Reclassified to investment properties	-	(1)
	-	-
Sub-total (E)	0	0
Sub-total (A+B+C+D+E)	920	361
Aggregate book value of quoted investments	711	277
Aggregate market value of quoted investments	711	277
Aggregate amount of unquoted investments	209	84
Aggregate amount of impairment in value of investments	-	-

* The investment has been written off during the year since the value has been eroded.

Notes:

- (a) Pursuant to sale of master wholesaler business for all construction and building materials ('Hippo Stores') of DCBL to Hippostores Technology Private Limited ('HTPL'), a promoter group company, on a going concern basis by way of slump sale, the Group has during the current year, as a part of purchase consideration, received ₹ 120 in unsecured redeemable non-convertible debentures (NCDs) of ₹ 10 each issued by HTPL. These NCDs carry fixed interest @ 10.00% p.a. and have a tenure of 24 months from date of allotment i.e. December 31, 2021 (also, refer note 31(a)).
- (b) DCBL invested an amount of ₹ 59 in Optionally Redeemable Convertible Debentures ('OCDs') of Saroj Sunrise Private Limited (SSPL). The OCDs are non-interest bearing and are secured by the pledge of equity shares of Calcom Cement India Limited (Calcom), step down subsidiary of the Group, held by SSPL. If certain conditions as stipulated in the Shareholders Agreement for performance by Bawri Group (BG), other shareholder of Calcom, are met, these OCDs are convertible into equity shares constituting 0.01% shareholding of SSPL, else DCBL has an option either to get the debentures redeemed for an aggregate amount of ₹ 59 or convert into equity shares constituting 99.99% shareholding of SSPL (also, refer note 37(B)). The investment in zero coupon OCDs are in the nature of equity investment.

(ii) Loans

Particulars	As at March 31, 2022	As at March 31, 2021
(Unsecured considered good, unless otherwise stated)		
Loans to employees	9	11
	9	11

No loans or advances are due by directors or other officers of the Parent Company or any of them either severally or jointly with any other person. Further, no loans or advances are due by firms or private companies in which any director is a partner, a director or a member.

Notes to Consolidated Financial Statements

for the year ended March 31, 2022

All amounts stated are in ₹ Crore except wherever stated otherwise

(iii) Other financial assets

Particulars	As at March 31, 2022	As at March 31, 2021
(Unsecured considered good, unless otherwise stated)		
Security deposits		
Unsecured, considered good	72	58
Unsecured, considered doubtful	1	1
	73	59
Less: Impairment allowance (allowance for doubtful advances)	(1)	(1)
	72	58
Subsidies/ Incentives receivable		
Unsecured, considered good	82	82
Unsecured, considered doubtful	-	0
	82	82
Less: Impairment allowance (allowance for doubtful receivable)	-	(0)
	82	82
Deposit with banks having remaining maturity of more than twelve months *	5	9
Advance against share application money	4	4
Less: Impairment allowance (allowance for doubtful advances)	(4)	(4)
	-	-
Interest receivable	0	0
	159	149

* includes ₹ 5 (March 31, 2021 : ₹ 7), deposits kept with banks against bank guarantees given / are pledged with various authorities as margin money.

7. Other non current assets

Particulars	As at March 31, 2022	As at March 31, 2021
(Unsecured considered good, unless otherwise stated)		
Capital advances		
Secured *	89	37
Unsecured, considered good	183	137
Unsecured, considered doubtful	0	2
	272	176
Less: Impairment allowance (allowance for doubtful advances)	(0)	(2)
	272	174
Advances other than capital advances		
Prepayments	7	7
Deposit and balances with government departments and other authorities		
Unsecured, considered good	68	50
Unsecured, considered doubtful	8	-
	76	50
Less: Impairment allowance (allowance for doubtful advances)	(8)	-
	68	50
Other advances		
Unsecured, considered doubtful	-	0
	-	0
Less: Impairment allowance (allowance for doubtful advances)	-	(0)
	-	-
	347	231

* secured against bank guarantees held.

Notes to Consolidated Financial Statements

for the year ended March 31, 2022

All amounts stated are in ₹ Crore except wherever stated otherwise

8. Inventories (at lower of cost or net realisable value)

Particulars	As at March 31, 2022	As at March 31, 2021
Raw materials		
On hand	125	105
In transit	4	3
Work-in-progress	129	87
Finished goods		
On hand	115	67
In transit	26	21
Stock in trade	1	13
Packing materials		
On hand	47	44
In transit	-	1
Fuel		
On hand	333	251
In transit	7	26
Stores and spares		
On hand	156	139
In transit	2	3
	945	760

The Group has provided for write down to the value of stores and spares (net of reversal) in the statement of profit and loss of ₹ 2 (March 31, 2021: ₹ 3).

Inventories are hypothecated against the secured borrowings of the Group as disclosed in note 19(i).

9. Financial assets

(i) Current investments

Particulars	As at March 31, 2022	As at March 31, 2021
A. Investment measured at fair value through profit and loss		
(a) Corporate bonds (quoted) (refer sub note 1 below)	143	273
(b) Units of debt based schemes of various mutual funds (unquoted) (refer sub note 2 below) *	1,264	1,021
(c) Alternative investment fund (unquoted)	1	5
B. Investment measured at fair value through other comprehensive income (refer sub note 3)		
(a) Equity shares (quoted)		
13,30,96,821 ** (March 31, 2021 : 5,99,06,556) shares of ₹ 1/- each in Indian Energy Exchange Limited	2,991	1,994
	4,399	3,293

* Mutual fund units amounting to ₹ 108 (March 31, 2021: ₹ 103) has been liened with the bank against the issuance of bank guarantee.

** including 8,87,31,214 shares received as bonus shares during the current year.

Aggregate book value of quoted investments	3,134	2,267
Aggregate market value of quoted investments	3,134	2,267
Aggregate book value of unquoted investments	1,265	1,026
Aggregate amount of impairment in value of investments	-	-

Notes:

- During the earlier years, DCBL invested ₹ 10 in 9.50% Yes Bank Perpetual Bond, whose value had become Nil in March 2020 due to Yes Bank Ltd. Reconstruction Scheme, 2020 dated March 6, 2020. On account of reconstruction scheme, DCBL has also fair valued and carries the same at Nil value in the consolidated financial statements.

Notes to Consolidated Financial Statements

for the year ended March 31, 2022

All amounts stated are in ₹ Crore except wherever stated otherwise

2. During the financial year ended March 31, 2019, certain mutual fund units (“Securities”) valued at ₹ 344 as on March 31, 2019 (“Securities”) were illegally, dishonestly and fraudulently transferred by Allied Financial Services Private Limited (“Allied”), the Depository Participant (“DP”) in collusion with IL&FS Securities Services Limited (“ISSL”), the clearing agent of Allied, from demat accounts of Parent Company’s erstwhile step-down subsidiaries namely OCL India Limited and Dalmia Cement East Limited (which were merged with DCBL).

Pursuant to complaint dated February 8, 2019 lodged by DCBL, SEBI issued show cause notice to ISSL and Allied and after adjudicating, SEBI vide its orders both dated July 2, 2021 (i) found DP and its directors guilty for fraudulent transfer and violation of certain regulation and accordingly, imposed fine of ₹ 6 against DP and its directors and also restrained DP and its directors for 7 years from participating in the security market, and (ii) also found ISSL guilty for facilitating DP in executing fraudulent transfer of Securities and violation of certain regulation and accordingly, imposed fine of ₹ 26 against Clearing Agent and also restrained them from taking new clients for 2 years.

Pursuant to complaint dated February 15, 2019 lodged by DCBL, Economic Offences Wing, Delhi (“EOW”) seized the Securities and also filed charge sheet against DP, its Managing Director, Clearing Agent and its business head for committing various offences under Indian Penal Code and further, Trial Court has already taken cognizance of the matter.

EOW filed supplementary charge sheet on November 9, 2021, wherein EOW confirmed that the stolen securities became free from collateral and the same are liable to be released back to DCBL on the ground that ISSL already settled trades out of funds of Allied. Consequently, ISSL does not have any claim/right over the stolen securities. The matter is pending consideration on framing of charges before Trial Court.

Further, Serious Fraud Investigation Office, New Delhi, (“SFIO”) after conducting its own investigation, has filed its interim investigation report dated August 26, 2021. Pursuant to said report, SFIO has filed Petition on December 2, 2021 before NCLT, Mumbai seeking freezing of assets of various officials of ISSL involved in conspiracy with Allied.

Pursuant to order dated March 16, 2021 passed by Hon’ble Supreme Court, the Securities were released to DCBL upon furnishing bank guarantee of ₹ 344 before Trial Court. The Securities were later redeemed by DCBL during the financial year 2021-22. Further, Hon’ble Supreme Court vide its order dated April 11, 2022 has modified its earlier order permitting DCBL to replace its existing bank guarantee of ₹ 344 with fresh bank guarantee of ₹ 100 and corporate guarantee of ₹ 300.

The Group is fully confident that there will be no loss to DCBL and hence, no provision is considered necessary in these financial statements.

3. Investments at fair value through other comprehensive income (FVTOCI) reflect investment in quoted equity securities and unquoted preference shares. These equity shares/ preference shares are designated as FVTOCI as they are not held for trading purpose and are not in similar line of business as the Group, thus disclosing their fair value change in profit or loss will not reflect the purpose of holding.

(ii) Trade receivables

Particulars	As at March 31, 2022	As at March 31, 2021
Trade receivables	670	509
Receivables from related parties (refer note 39)	3	2
	673	511
Break-up for security details :		
Trade receivables		
Secured, considered good (refer note (a) below)	318	277
Unsecured, considered good	355	234
Trade Receivables which have significant increase in credit risk	-	-
Trade Receivables – credit impaired	32	57
	705	568
Less: Impairment allowance (allowance for bad and doubtful receivables)		
Trade Receivables – credit impaired	(32)	(57)
	673	511

Notes:

- (a) Secured by way of security deposits collected from customers or bank guarantees or letter of credit held against them.
- (b) No trade or other receivable are due from directors or other officers of the Parent Company either severally or jointly with any other person. Trade receivables are non-interest bearing and are generally on terms of 0 to 90 days.
- (c) Trade receivables are hypothecated against the secured borrowings of the Group as disclosed in note 19(i).
- (d) For information on financial risk management objectives and policies, refer note 42.

Notes to Consolidated Financial Statements

for the year ended March 31, 2022

All amounts stated are in ₹ Crore except wherever stated otherwise

(e) Set out below is the movement in the allowance for bad and doubtful trade receivables as follows:

Particulars	March 31, 2022	March 31, 2021
Opening balance	57	57
Amount provided for during the year (net)	(0)	1
Amount written off during the year	(25)	(1)
Closing balance	32	57

(f) Trade receivables ageing schedule

As at March 31, 2022

S. No.	Particulars	Outstanding for following periods from due date of payment							Total
		Unbilled	Not due	Less than 6 months	6 months-1 year	1-2 years	2-3 years	More than 3 years	
i) Undisputed trade receivables									
(a)	– considered good	-	580	76	5	1	0	3	665
(b)	– which have significant increase in credit risk	-	-	-	-	-	-	-	-
(c)	– credit impaired	-	-	0	0	2	2	7	11
ii) Disputed trade receivables									
(a)	– considered good (refer note 52(b))	-	-	-	-	-	-	8	8
(b)	– which have significant increase in credit risk	-	-	-	-	-	-	-	-
(c)	– credit impaired	-	-	-	0	-	0	21	21
Total		-	580	76	5	3	2	39	705

As at March 31, 2021

S. No.	Particulars	Outstanding for following periods from due date of payment							Total
		Unbilled	Not Due	Less than 6 months	6 months-1 year	1-2 years	2-3 years	More than 3 years	
i) Undisputed trade receivables									
(a)	– considered good	-	414	77	4	3	0	5	503
(b)	– which have significant increase in credit risk	-	-	-	-	-	-	-	-
(c)	– credit impaired	-	-	-	1	2	2	9	14
ii) Disputed trade receivables									
(a)	– considered good (refer note 52(b))	-	-	-	-	-	-	8	8
(b)	– which have significant increase in credit risk	-	-	-	-	-	-	-	-
(c)	– credit impaired	-	-	-	0	0	2	41	43
Total		-	414	77	5	5	4	63	568

(iii) Cash and cash equivalents

Particulars	As at March 31, 2022	As at March 31, 2021
Balances with banks :		
On current accounts	116	169
On cash credit	12	6
On deposit accounts with original maturity of less than three months *	8	17
Cheque on hand	0	3
Cash on hand	4	0
	140	195

At March 31, 2022, the Group had available ₹ 452 (March 31, 2021: ₹ 585) of undrawn committed borrowing facilities.

* includes ₹ 0 (March 31, 2021: ₹ 1), deposits kept with banks against bank guarantee given/ are pledged with various authorities for margin money.

Notes to Consolidated Financial Statements

for the year ended March 31, 2022

All amounts stated are in ₹ Crore except wherever stated otherwise

For the purpose of the statement of cash flows, cash and cash equivalents comprise the following:

Particulars	As at March 31, 2022	As at March 31, 2021
Balances with banks :		
On current accounts	116	169
On cash credit	12	6
On deposit accounts with original maturity of less than three months	8	17
Cheque on Hand	0	3
Cash on hand	4	0
	140	195

(iv) Bank balances other than (iii) above

Particulars	As at March 31, 2022	As at March 31, 2021
Unclaimed/ unpaid dividend accounts	5	5
Deposits with remaining maturity of less than 12 months */ **	15	47
Other bank balances ***	0	0
	20	52

Short-term deposits are made for varying periods of between one day and twelve months, depending on the immediate cash requirements of the Group, and earn interest at the respective short-term deposit rates ranging from 2.50% p.a. to 7.50% p.a. (March 31, 2021 : 2.90% p.a. to 7.00% p.a.).

* includes ₹ 9 (March 31, 2021: ₹ 7), deposits kept with banks against bank guarantee given / are pledged with various authorities for margin money.

** includes ₹ 1 (March 31, 2021: ₹1) relating to unclaimed amount with respect to redeemed preference shares.

*** Amount deposited with separate bank account towards cancelled equity shares of a step down subsidiary company acquired as per approved Resolution Plan (refer note 61(a)).

(v) Loans

Particulars	As at March 31, 2022	As at March 31, 2021
(Unsecured considered good, unless otherwise stated)		
Loans to a related party (refer note 39)	-	23
Loans and advances to employees		
Unsecured, considered good	10	10
Unsecured, considered doubtful	-	0
	10	10
Less: Impairment allowance (allowance for doubtful advances)	-	(0)
	10	10
Loans to others		
Unsecured, considered good	-	33
Unsecured, considered doubtful	30	-
	30	33
Less: Impairment allowance (allowance for doubtful advances) (refer note 29(a))	(30)	-
	0	33
	10	66

There is no loans and advances in the nature of loans granted to promoters, directors, key managerial personnel and related parties (as defined under Companies Act, 2013), either severally or jointly with any other person, that are repayable on demand or without specifying any terms or period of repayment.

Notes to Consolidated Financial Statements

for the year ended March 31, 2022

All amounts stated are in ₹ Crore except wherever stated otherwise

(vi) Other financial assets

Particulars	As at March 31, 2022	As at March 31, 2021
(Unsecured considered good, unless otherwise stated)		
Security deposits		
Unsecured, considered good	47	26
Unsecured, considered doubtful	-	3
	47	29
Less: Impairment allowance (allowance for doubtful advances)	-	(3)
	47	26
Incentive receivable	24	-
Subsidies receivable		
Unsecured, considered good	557	580
Unsecured, considered doubtful	3	2
	560	582
Less: Impairment allowance (allowance for doubtful receivable)	(3)	(2)
	557	580
Interest receivable		
Unsecured, considered good */**	16	21
Unsecured, considered doubtful	0	0
	16	21
Less: Impairment allowance (allowance for doubtful receivable)	(0)	(0)
	16	21
Other financial assets		
Unsecured, considered good	31	13
Unsecured, considered doubtful	-	0
	31	13
Less: Impairment allowance (allowance for doubtful receivable)	-	(0)
	31	13
Derivative instruments at fair value through profit or loss		
Foreign currency forward / option contracts ***	1	3
	676	643

* includes ₹ 6 (March 31, 2021: ₹ 12) on corporate bonds classified in current investments in note 9(i) above.

** includes ₹ 3 (March 31, 2021: ₹ 1) from a related party (refer note 39).

*** Derivative instruments at fair value through profit or loss reflect the positive change in fair value of those foreign currency option contracts that are not designated in hedge relationships, but are, nevertheless, intended to reduce the level of foreign currency risk for payments of funds borrowed.

Notes to Consolidated Financial Statements

for the year ended March 31, 2022

All amounts stated are in ₹ Crore except wherever stated otherwise

10. Other current assets

Particulars	As at March 31, 2022	As at March 31, 2021
(Unsecured and considered good, unless otherwise stated)		
Advances other than capital advances		
Advances to suppliers		
Secured (refer note below)	25	25
Unsecured, considered good	312	149
Unsecured, considered doubtful	12	13
	349	187
Less: Impairment allowance (allowance for doubtful advances)	(12)	(13)
	337	174
Prepayments	23	25
Deposits and balances with government departments and other authorities		
Unsecured, considered good	134	189
Unsecured, considered doubtful	1	1
	135	190
Less: Impairment allowance (allowance for doubtful advances)	(1)	(1)
	134	189
Other receivables	0	4
	494	392

Note:

Secured by way of a first ranking exclusive charge over the Hypothecated Property as prescribed in Deed of Hypothecation dated March 17, 2017. Also, refer note 52(b).

11. Assets or disposal group classified as held for sale

Particulars	As at March 31, 2022	As at March 31, 2021
(a) Disposal groups classified as held for sale (refer note (i) and (ii) below)	148	147
(b) Assets classified as held for sale (refer note (iii) below)	7	1
	155	148

Notes:

- (i) During the previous year, DCBL completed the acquisition of Murli Industries Limited ('MIL') pursuant to the Resolution Plan approved by National Company Law Tribunal, Mumbai Bench under the Insolvency and Bankruptcy Code, 2016. As a result of this transaction, the property, plant and equipment of Paper and Solvent Extraction undertakings of MIL (together referred to as "disposal groups") were classified as held for sale, as these are considered non core business to the Group and management is committed to sell these disposal groups, active efforts have been initiated to locate a buyer. There is no liabilities associated with disposal groups held for sale as at March 31, 2022 and March 31, 2021. Also, refer note 61(a) of the consolidated financial statements.

Notes to Consolidated Financial Statements

for the year ended March 31, 2022

All amounts stated are in ₹ Crore except wherever stated otherwise

- (ii) During the current year, the management of MIL reconciled certain parcels of land of Paper Undertaking with the government records and identified additional land parcels which were purchased in earlier years, relating to such disposal group. The title deeds of such land parcels were not available at the time of finalisation of Resolution Plan, and accordingly, no values were assigned to such land parcels at the time of acquisition of MIL. The fair value of such land parcels based on independent valuer report as at March 31, 2022 is ₹ 69.

Further, the recoverable value of assets of Paper and Solvent undertakings ('disposal groups') being classified as held for sale, excluding additional lands of Paper undertaking specified above, is lower by ₹ 68.

The Group has recognised net gain of such fair value of additional land parcels and impairment of disposal groups amounting to ₹ 1 in the consolidated financial statements during the year ended March 31, 2022 under the head 'discontinued operations'.

- (iii) Certain property, plant and equipment classified as held for sale during the reporting period were measured at lower of its carrying amount and fair value less costs to sell at the time of reclassification, resulting in recognition of a write down of ₹ 0 (March 31, 2021: ₹ 0) in the statement of profit and loss. The fair value of the plant and equipment was determined using the market comparison approach.

12. Share capital

Particulars	As at March 31, 2022	As at March 31, 2021
Authorised share capital:		
1,59,55,00,000 (March 31, 2021: 1,59,55,00,000) Equity Shares of Rupees 2/- each	319	319
1,00,000 (March 31, 2021: 1,00,000) Preference Shares of Rupees 100/- each	1	1
5,00,00,000 (March 31, 2021: 5,00,00,000) Preference Shares of Rupees 10/- each	50	50
	370	370
Issued, subscribed and fully paid up :		
18,73,68,673 (March 31, 2021: 18,71,17,513) Equity Shares of Rupees 2/- each	37	37
	37	37

a. Reconciliation of equity shares outstanding at the beginning and at the end of the reporting year

	March 31, 2022		March 31, 2021	
	No. of shares	Amount	No. of shares	Amount
At the beginning of the year	18,71,17,513	37	19,29,58,553	39
Changes in equity share capital:				
Shares bought back and extinguished during the previous year *	-	-	(61,66,540)	(1)
Shares issued on exercise of employee stock options (refer note 34)	2,51,160	0	3,25,500	0
At the end of the year	18,73,68,673	37	18,71,17,513	37

* During the previous year, the Parent Company had completed the buyback of 61,66,540 equity shares as approved by the Board of Directors on March 21, 2020. This resulted in total cash outflow of ₹ 408 (including ₹ 3 towards transaction costs for buyback and ₹ 76 towards tax on buyback). In line with requirement of the Companies Act, 2013, an amount of ₹ 407 was utilised from securities premium. Further, capital redemption reserve of ₹ 1 (representing the nominal value of the shares bought back) was created as an appropriation from retained earnings. Consequent to extinguishment of shares so bought back, the paid-up equity share capital of the Parent Company reduced by ₹ 1 in previous year (refer note 13).

b. Terms/ rights attached to equity shares

The Parent Company has only one class of equity shares having a face value of Rupees 2 per share. Each equity shareholder is entitled to one vote per share. The Parent Company declares and pays dividends in Indian rupees. The dividend proposed by the Board of Directors is subject to the approval of shareholders in the ensuing Annual General Meeting, except in case of interim dividend which is paid as and when declared by the Board of Directors.

In the event of liquidation of the Parent Company, the holders of equity shares will be entitled to receive remaining assets of the Parent Company, after distribution of all preferential amounts. The distribution will be in proportion to the number of equity shares held by the shareholders.

Notes to Consolidated Financial Statements

for the year ended March 31, 2022

All amounts stated are in ₹ Crore except wherever stated otherwise

c. Aggregate number of shares issued for consideration other than cash:

Particulars	As at March 31, 2022	As at March 31, 2021
	No. of shares	No. of shares
Equity shares of Rupees 2 each fully paid up issued during the year 2018-19 to the shareholders of erstwhile Dalmia Bharat Limited and OCL India Limited pursuant to Scheme of Arrangement and Amalgamation	19,27,27,553	19,27,27,553

d. Details of shareholders holding more than 5% shares in the Parent Company :

Particulars	As at March 31, 2022		As at March 31, 2021	
	No. of shares	% holding	No. of shares	% holding
Rama Investment Company Private Limited	7,98,46,410	42.61%	7,98,46,410	42.67%
Sita Investment Company Limited	1,38,88,260	7.41%	1,38,88,260	7.42%

As per records of the Parent Company, including its register of shareholders/ members and other declarations received from shareholders regarding beneficial interest, the above shareholding represents both legal and beneficial ownerships of shares.

e. Shares reserved for issue under options

Information related to DBL ESOP 2018, including details of options issued, exercised and lapsed during the financial year and options outstanding at the end of the reporting period, is set out in note 34.

f. Details of shares held by promoters:

Sl. No.	Promoter's Name	As at March 31, 2022			As at March 31, 2021		
		No. of shares of Rupees 2/- each	% of total shares	% change during the year	No. of shares of Rupees 2/- each	% of total shares	% change during the year
1.	Rama Investment Company Private Limited	7,98,46,410	42.61%	0.00%	7,98,46,410	42.67%	0.00%
2.	Sita Investment Company Limited	1,38,88,260	7.41%	0.00%	1,38,88,260	7.42%	0.00%
3.	J.H. Dalmia Trust	25,91,495	1.38%	0.00%	25,91,493	1.38%	0.00%
4.	Kavita Dalmia Parivar Trust	25,91,493	1.38%	0.00%	25,91,493	1.38%	0.00%
5.	Dalmia Bharat Sugar and Industries Limited	18,85,134	1.01%	0.00%	18,85,134	1.01%	0.00%
6.	Himshikhar Investment Limited	13,12,444	0.70%	0.00%	13,12,444	0.70%	0.00%
7.	MAJ Textiles Private Limited	12,90,773	0.69%	0.00%	12,90,773	0.69%	0.00%
8.	Dalmia Bharat Refractories Limited	6,98,952	0.37%	0.00%	6,98,952	0.37%	0.00%
9.	Shri Brahma Creation Trust	3,59,710	0.19%	0.00%	3,59,710	0.19%	0.00%
10.	Alirox Abrasives Limited	2,40,720	0.13%	0.00%	2,40,720	0.13%	0.00%
11.	Keshav Power Limited	26,100	0.01%	0.00%	26,100	0.01%	0.00%
12.	Shri Yadu Hari Dalmia C/o Y. H. Dalmia (HUF)	10	0.00%	0.00%	10	0.00%	0.00%
13.	Smt. Bela Dalmia	10	0.00%	0.00%	10	0.00%	0.00%
14.	Himgiri Commercial Limited	10	0.00%	0.00%	10	0.00%	0.00%
15.	Valley Agro Industries Limited	10	0.00%	0.00%	10	0.00%	0.00%
16.	Ku. Shrutipriya Dalmia C/o Shrutipriya Dalmia Trust	10	0.00%	0.00%	10	0.00%	0.00%
17.	Smt. Anupama Dalmia	2	0.00%	0.00%	2	0.00%	0.00%
18.	Smt. Kavita Dalmia	1	0.00%	0.00%	1	0.00%	0.00%
19.	Shri Gautam Dalmia	1	0.00%	0.00%	1	0.00%	0.00%
20.	Smt. Sukeshi Dalmia	1	0.00%	0.00%	1	0.00%	0.00%
21.	Smt. Vaidehi Dalmia	1	0.00%	0.00%	1	0.00%	0.00%
22.	Ku. Sumana Dalmia	1	0.00%	0.00%	1	0.00%	0.00%
23.	Shri Jai Hari Dalmia	-	-	(100.00%)	2	0.00%	0.00%
	Total	10,47,31,548	55.88%		10,47,31,548	55.95%	

Notes to Consolidated Financial Statements

for the year ended March 31, 2022

All amounts stated are in ₹ Crore except wherever stated otherwise

13. Other equity

Particulars	As at March 31, 2022	As at March 31, 2021
A. Securities premium		
Opening balance as per last financial statements	7,310	7,705
Less: Amount paid upon buyback of equity shares (refer note 12(a))	-	(328)
Less: Tax on buyback of equity shares (refer note 12(a))	-	(76)
Less: Transaction costs for buyback of equity shares (refer note 12(a))	-	(3)
Add: Premium on issue of employee stock options	5	5
Add: Amount transferred on exercise of stock options	6	7
Closing balance	7,322	7,310
B. Capital reserve		
Opening balance as per last financial statements	419	277
Add: Acquisition of a subsidiary (refer note 61)	-	141
Add: Pursuant to loss of control in subsidiaries (refer note 54)	-	3
Less: Amount transferred to retained earnings	-	(2)
Closing balance	419	419
C. General reserve		
Opening balance as per last financial statements	2	4
Less: Amount transferred to retained earnings	-	(2)
Closing balance	2	2
D. Capital redemption reserve		
Opening balance as per last financial statements	1	-
Add: Amount transferred from retained earnings upon buyback (refer note 12(a))	-	1
Add: Amount transferred from retained earnings upon redemption of preference shares	-	(0)
Closing balance	1	1
E. Debenture redemption reserve		
Opening balance as per last financial statements	19	55
Less: Released during the year	(19)	(36)
Add: Created during the year	0	-
Closing balance	0	19
F. Retained earnings		
Opening balance as per last financial statements	3,526	2,170
Add: Profit for the year	1,144	1,171
Add: Amount released from debenture redemption reserve	19	36
Items of OCI recognised directly in retained earnings		
Less: Re-measurement (loss) on defined benefit plan (net of tax)	(2)	(3)
Add: Transfer to retained earnings on sale of equity instruments through OCI	460	149
Add: Transfer from general and capital reserves	-	4
Less: Appropriations		
Transfer to debenture redemption reserve	(0)	-
Amount transferred to capital redemption reserve upon buyback (refer note 12(a))	-	(1)
Amount transferred to capital redemption reserve upon redemption of preference shares	-	(0)
Share of deemed capital contribution transferred to non-controlling interest	(9)	-
Dividends paid	(100)	-
Total appropriations	(109)	(1)
Closing balance	5,038	3,526

Notes to Consolidated Financial Statements

for the year ended March 31, 2022

All amounts stated are in ₹ Crore except wherever stated otherwise

Particulars	As at March 31, 2022	As at March 31, 2021
G. Employee stock options outstanding		
Opening balance as per last financial statements	6	11
Add: Employee stock option expense	21	2
Less: Transfer to securities premium on exercise of stock options	(6)	(7)
Closing balance	21	6
H. Exchange difference on translation of foreign operations		
Opening balance as per last financial statements	(0)	9
Cumulative gain on foreign currency translation reclassified to profit or loss (refer note 54)	-	(9)
Additions during the year	2	(0)
Closing balance	2	(0)
I. Other comprehensive income, net of tax		
Opening balance as per last financial statements	1,490	334
Add: Changes during the year	1,815	1,305
Less: Transfer to retained earnings on sale of equity instruments through OCI	(460)	(149)
Closing balance	2,845	1,490
Total other equity	15,650	12,773
Dividend distribution made and proposed		
Cash dividends on equity shares paid :		
Final dividend for the year ended on March 31, 2021: Rupees 1.33 per share (March 31, 2020: Rupees Nil per share)*	25	-
Interim dividend for the year ended on March 31, 2022: Rupees 4 per share (March 31, 2021: Rupees Nil per share) #	75	-
	100	-
Proposed dividend on equity shares:		
Final cash dividend for the year ended on March 31, 2022: Rupees 5 per share (March 31, 2021: Rupees 1.33 per share)	94	25
	94	25

Proposed dividend on equity shares is subject to approval at the Annual General Meeting and is not recognised as a liability as at March 31, 2022 and March 31, 2021.

* The shareholders of the Parent company approved the final dividend of ₹ 1.33 per share in Annual General Meeting (AGM) held on September 29, 2021.

On October 27, 2021, the Board of Directors of the Parent Company declared an interim dividend of ₹ 75 for the financial year 2021-22, which has been paid during the year 2021-22.

Description of nature and purpose of each reserve

- Securities premium-** The amount received in excess of face value of the equity shares is recognised in Securities Premium. In case of equity-settled share based payment transactions, the difference between fair value on grant date and nominal value of share is accounted as securities premium. The reserve is utilised in accordance with the specific provision of the Companies Act, 2013.
- Capital reserve-** Capital reserve mainly includes reserve created pursuant to Scheme(s) of Arrangement and Amalgamation and acquisition of subsidiaries.
- General reserve-** The Group has transferred a portion of the net profit of the Group before declaring dividend to general reserve pursuant to the earlier provisions of Companies Act, 1956. Mandatory transfer to general reserve is not required under the Companies Act, 2013.
- Capital redemption reserve-** Represents the nominal value of equity share capital bought back pursuant to Section 69 of the Companies Act, 2013 and nominal value of preference share capital redeemed during the year.
- Debenture redemption reserve (DRR)-** The Group has issued redeemable non-convertible debentures. Accordingly, the Companies (Share capital and Debentures) Rules, 2014 (as amended), require the Group to create DRR out of profits available for payment of dividend. DRR is required to be created for an amount which is equal to 10% of the value of debentures issued by subsidiaries of the Group.

Notes to Consolidated Financial Statements

for the year ended March 31, 2022

All amounts stated are in ₹ Crore except wherever stated otherwise

- (f) **Retained earnings-** Retained earnings are the profits that the Group has earned till date, less any transfers to debenture redemption reserve, dividends or other distributions paid to shareholders.
- (g) **Employee stock options outstanding-** The employee stock options outstanding is used to recognise the grant date fair value of options issued to employees under Employee stock option plan. Refer note 34 for further details.
- (h) **Exchange difference on translation of foreign operations-** are recognised in other comprehensive income as described in accounting policy and accumulated in a separate reserve within equity. The cumulative amount is reclassified to profit or loss when the net investment is disposed off.
- (i) **Equity instruments through Other Comprehensive Income-** The Group has elected to recognise changes in the fair value of investments in equity instruments in other comprehensive income. These changes are accumulated within the 'Equity instruments through Other Comprehensive Income' within equity. The Group transfers amounts from this reserve to retained earnings when the relevant equity securities are derecognised.

14. Financial liabilities

(i) Borrowings

Particulars	As at March 31, 2022	As at March 31, 2021
Secured		
A. Redeemable non-convertible debentures (refer sub note 1 below)	16	244
Less: Shown in current maturities of long term borrowings	(8)	(228)
	8	16
B. Term loans:		
i. From banks (refer sub note 2 below)		
a. Foreign currency loan	38	78
b. Indian rupee loan	2,223	1,976
Less: Shown in current maturities of long term borrowings	(484)	(325)
	1,777	1,729
ii. From others (refer sub note 3 below)	77	105
Less: Shown in current maturities of long term borrowings	-	-
	77	105
C. Deferred payment liabilities (refer sub note 4 below)	56	40
Less: Shown in current maturities of long term borrowings	(1)	(1)
	55	39
Total (I)	1,917	1,889
Unsecured		
D. Foreign currency loans from banks (refer sub note 5 below)	-	441
Less: Shown in current maturities of long term borrowings	-	(241)
	-	200
E. Loan from others (refer sub note 6 below)	-	2
Less: Shown in current maturities of long term borrowings	-	(2)
	-	-
F. Loan from a related party (refer sub note 7 below)	5	-
Less: Shown in current maturities of long term borrowings	-	-
	5	-
Total (II)	5	200
Total non current borrowings (I+II)	1,922	2,089
Current maturities of long term borrowings - Secured	493	554
Current maturities of long term borrowings - Unsecured	-	243
Total current maturities of long term borrowings disclosed in note 19(i)	493	797

1) Debentures referred to in A above to the extent of:

- i) 8.70% ₹ Nil (March 31, 2021: ₹ 20) were secured by first pari-passu charge over specified movable and immovable property, plant and equipment of Dalmiapuram unit of Dalmia Cement (Bharat) Limited ('DCBL') and redeemable in October 2021. The debentures have been fully redeemed during the year.

Notes to Consolidated Financial Statements

for the year ended March 31, 2022

All amounts stated are in ₹ Crore except wherever stated otherwise

- ii) 9.90% ₹ Nil (March 31, 2021: ₹ 200) were secured by way of first pari-passu charge on all movable and immovable property, plant and equipment (both present and future) of the cement units of DCBL situated at Rajgangpur Cement Works (Odisha), Kapilas Cement Manufacturing Works (Cuttack & Jajpur) and OCL Bengal Cement Works (Midnapore, West Bengal) and redeemable in three yearly instalments ending on March 30, 2022. The debentures have been fully redeemed during the year.
- iii) ₹ 16 (March 31, 2021: ₹ 24) are secured by creating mortgage on land at Chimur, Distt. Chandrapur, Maharashtra in favour of Debenture Trustees namely IDBI Trusteeship Services Ltd., Mumbai besides mortgage on all other immovable properties of Dalmia DSP Limited (Dalmia DSP), a step-down subsidiary of the Group, acquired under Insolvency and Bankruptcy Code, 2016 (IBC). As per approved Resolution Plan, the holders of NCD shall be paid an amount of ₹ 80 towards full and final settlement of all dues including any default interest or any other charges. 50% of the settlement amount was paid within 30 days from the effective date (i.e. July 10, 2018) and balance is payable in five equal annual installments starting from July 10, 2019.
- 2) Term loans from banks referred to in B (i) above to the extent of :**
- i) ₹ 256 (March 31, 2021: ₹ 274) carrying interest rate at repo rate plus 1.90% p.a. (present 5.90% p.a.) are secured by way of first pari-passu charge on property, plant and equipment (movable & immovable) of the cement plant of DCBL located at Belgaum, Karnakata, both present and future (except specific equipment financed by ECA lenders). It is repayable in unequal quarterly instalments starting from March 2017 till December 2031.
- ii) ₹ 170 (March 31, 2021: ₹ 183) carrying interest rate at repo rate plus 1.90% p.a. (present 5.90% p.a.) are secured by way of first pari-passu charge on property, plant and equipment (movable & immovable) of the cement plant of DCBL located at Belgaum, Karnakata, both present and future (except specific equipment financed by ECA lenders). It is repayable in unequal quarterly instalments starting from March 2017 till December 2031.
- iii) ₹ 5 (March 31, 2021: ₹ 14) carrying interest at 6 months LIBOR plus 2.05% p.a (present 2.24% p.a.) are secured by way of exclusive charge on Roller Press acquired through this loan for projects at Belgaum unit of DCBL. The loan was availed in foreign currency and is repayable in 16 half yearly instalments of USD 637,110 each starting from October 2014 till May 2022.
- iv) ₹ 212 (March 31, 2021: ₹ 232) carrying interest at repo rate plus 1.90% p.a. (present 5.90% p.a.) are secured by first pari-passu charge by way of mortgage and hypothecation over all immovable properties and movable fixed assets of the cement units of DCBL situated at Rajgangpur Cement Works (Odisha), Kapilas Cement Manufacturing Works (Cuttack), OCL Bengal Cement Works (Midnapore, West Bengal) (both present and future). The loan is repayable in 48 structured quarterly instalments commencing from March 2019.
- v) ₹ 33 (March 31, 2021: ₹ 64) carrying interest rate at 6 months LIBOR plus 1.94% p.a. are secured by first pari-passu charge by way of mortgage and hypothecation over all immovable properties and movable fixed assets of the cement units of DCBL situated at Rajgangpur Cement Works (Odisha), Kapilas Cement Manufacturing Works (Cuttack and Jajpur), OCL Bengal Cement Works (Midnapore, West Bengal) (both present and future). The loan is repayable in 8 half yearly instalment of USD 2,142,857.10 each starting from December 15, 2019 and one instalment on USD 2,285,714.80 on December 15, 2022.
- vi) ₹ 179 (March 31, 2021: ₹ 196) carrying interest at repo rate plus 1.90% p.a. (present 6.20% p.a.) are secured by first pari - passu charge on all movable and immovable fixed assets (both present and future) of the cement unit of DCBL located at Jharkhand Cement Works, Bokaro. The loan is repayable in unequal 54 structured quarterly instalments of commencing from November 2016.
- vii) ₹ 348 (March 31, 2021: ₹ 381) are secured by first pari-passu charge by way of mortgage on immovable properties and first charge by way of hypothecation on movable fixed assets including mining rights of the cement unit of DCBL located at Belgaum, Karnataka, both present and future (except specific equipment financed by ECA) at repo rate plus 1.90% p.a. (presently 5.90% p.a.). The loan is repayable in 38 structured quarterly instalments commencing from December 31, 2020.
- viii) ₹ 202 (March 31, 2021: ₹ 210) are secured by first pari-passu charge by way of mortgage on immovable properties (including mining land) and first charge by way of hypothecation on movable fixed assets, of the cement units of DCBL located at Ariyalur and Kadapa, both present & future at repo rate plus 1.90% p.a. (presently 5.90% p.a.). The loan is repayable in 38 structured quarterly instalments commencing from December 31, 2020.
- ix) ₹ 228 (March 31, 2021: ₹ 350) carrying interest at repo rate plus 0.60% p.a. (presently 4.60% p.a.) is secured by first pari-passu charge on all the land (including mining land) and immovable fixed assets pertaining to cement assets of DCBL located at Ariyalur and Kadappa, both present and future. The loan is repayable in 5 unequal structured quarterly instalments commencing from December 2021.
- x) ₹ 98 (March 31, 2021: ₹ 150) carrying interest at repo rate plus 0.60% p.a. (presently 4.60% p.a.) is secured by first pari-passu charge on all the land (including mining land) and immovable fixed assets pertaining to cement assets of DCBL located at Ariyalur and Kadappa, both present and future. The loan is repayable in 5 unequal structured quarterly instalments commencing from December 2021.

Notes to Consolidated Financial Statements

for the year ended March 31, 2022

All amounts stated are in ₹ Crore except wherever stated otherwise

- xi) ₹ 530 (March 31, 2021: ₹ Nil) carrying interest rate at 3 month T-Bill rate plus spread (present 5.88% p.a.), are secured by way of first pari-passu charge on property, plant and equipment (movable & immovable) including mining land of the cement plant Murli Industries Limited, a step-down subsidiary of the Group, located Naranda, Maharashtra, both present and future. It is repayable in unequal quarterly instalments starting from March 2023 till December 2033.

3) Term loans from others referred to in B (ii) above to the extent of:

- i) Term loan in form of government grant of ₹ 23 (March 31, 2021: ₹ 56) carrying interest @ 0.10% p.a., are secured by way of first pari-passu charge on movable and immovable properties of cement unit of DCBL at Dalmiapuram and is repayable in five unequal instalments starting from April 2019 till April 2023. The aforesaid loan was existing at the date of transition to Ind AS i.e. April 1, 2015 and thus carried at historical cost by applying the exemption of Ind AS 101.
- ii) Term loan in form of government grant of ₹ 54 (March 31, 2021: ₹ 49) carrying interest @ 0.10% p.a. are secured by way of second pari-passu charge on movable and immovable properties of cement units of DCBL located at Dalmiapuram and Ariyalur. Repayment schedule is yet to be finalised. Loan was received post transition to Ind AS and accounted at fair value with a difference being recognised as government grant (refer note 15(iii)).

4) Deferred payment liabilities referred to in C above to the extent of:

- i) ₹ 17 (March 31, 2021: ₹ 16) interest free loan from Government of Karnataka in relation to Industrial Policy of the state towards VAT incentive for the period March 28, 2015 to June 30, 2017 on sale of goods produced from Belagavi plant of DCBL and sold within the state of Karnataka. The loan is secured by way of a bank guarantee issued by DCBL and is repayable in single instalment after a period of 12 years from the date of disbursement of each instalment. Loan received post transition to Ind AS are recognised at fair value with a difference between the gross proceeds and fair value of the loan being recognised as government grant (refer note 15(iii)).
- ii) ₹ 38 (March 31, 2021: ₹ 22) interest free loan (including additional disbursement during the current year) from

Government of Karnataka in relation to Industrial Policy of the state towards SGST incentive for the period July 2017 to March 2021 on sale of goods produced from Belagavi plant of DCBL and sold within the state of Karnataka. The loan is secured by way of a bank guarantee issued by DCBL and is repayable in single instalment after a period of 12 years from the date of disbursement of each instalment. Loan received post transition to Ind AS are recognised at fair value with a difference between the gross proceeds and fair value of the loan being recognised as government grant (refer note 15(iii)).

- iii) ₹ 1 (March 31, 2021: ₹ 2) interest free central excise loan from Government of India disbursed through IFCI Limited is secured by creating mortgage on immovable properties of Dalmia DSP. As per approved Resolution Plan, an amount equal to 50% of total loan shall be paid within 30 days from the effective date (i.e. July 10, 2018) and balance 50% is payable in five equal annual installments starting from July 10, 2019.

5) Foreign currency loans referred to in D above to the extent of:

- i) ₹ Nil (March 31, 2021: ₹ 154) carried interest at 3 months LIBOR plus 2.40% p.a. and was repayable at the end of 15 months from the date of disbursement i.e. February 24, 2020. The loan is fully repaid during the year.
- ii) ₹ Nil (March 31, 2021: ₹ 199) carried interest at 6 months EURIBOR plus 2.50% p.a. and was repayable at the end of 3 years from date of disbursement i.e. March 15, 2020. The loan is fully repaid during the year.
- iii) ₹ Nil (March 31, 2021: ₹ 88) carried interest at 3 months LIBOR plus 2.85% p.a. and was repayable at the end of 15 months from the date of disbursement i.e. April 3, 2020. The loan is fully repaid during the year.

- 6) Loan from others referred to in E above of ₹ Nil (March 31, 2021: ₹ 2) availed by one of the step down subsidiary of the Group, was interest free loan and repayable as per terms of approved Resolution Plan.

- 7) Loan from a related party referred to in F above carry interest rate of 5.50% p.a. and is repayable in November 2023 with renewal option. (refer note 39)

Notes to Consolidated Financial Statements

for the year ended March 31, 2022

All amounts stated are in ₹ Crore except wherever stated otherwise

(ii) Other financial liabilities

Particulars	As at March 31, 2022	As at March 31, 2021
Liability for capital expenditure	3	5
Other payable *	0	0
	3	5

* Amount payable towards cancelled equity shares of a step down subsidiary acquired as per approved Resolution Plan (refer note 61(a)).

15. Government grants

Particulars	As at March 31, 2022	As at March 31, 2021
(i) Deferred capital investment subsidy (refer sub note (a) below)		
At the beginning of the year	45	57
Released to the statement of profit and loss (refer note 2(vi))	(9)	(12)
Accrual during the year	1	-
At the end of the year	37	45
(ii) Deferred export promotion capital goods (refer sub note (b) below)		
At the beginning of the year	4	-
Accrual during the year	-	4
Released to the statement of profit and loss	-	-
At the end of the year	4	4
(iii) Deferred government grant (refer sub note (c) below)		
At the beginning of the year	75	83
Accrual during the year	19	13
Adjustment *	-	(12)
Released to the statement of profit and loss	(10)	(9)
At the end of the year	84	75
	125	124
Non current	102	104
Current	23	20

* As per letter dated December 29, 2020 from Directorate of Industries and Commerce, the terms of repayment of government loan, availed by one of the unit of DCBL, was revised to single instalment instead of twelve instalments, after a period of 12 years from the date of disbursement of each instalment. The revision in aforesaid repayment schedule was adjusted prospectively in deferred government grant with a corresponding change in deferred payment liabilities classified in borrowings under note 14(i) above.

Notes to Consolidated Financial Statements

for the year ended March 31, 2022

All amounts stated are in ₹ Crore except wherever stated otherwise

Notes:

- (a) In addition to earlier years, the Group has further received grant towards capital investment as compensation for expenses or losses already incurred or for the purpose of giving immediate financial support to the Group with no future related costs. The grant is recognised in statement of profit and loss on a systematic basis over the useful life of the assets.
- (b) The Group had received grant to compensate the import cost of assets, and is subject to an export obligation as prescribed in the EPCG scheme. The recognition of such grant is linked to fulfilment of the associated export obligations. At the year end, the portion of grant for which the export obligation has not been met is retained in deferred revenue under "Government grants".
- (c) The benefit of a government loan at below current market rate of interest is treated as a government grant. The loan is recognised and measured in accordance with Ind AS 109. The benefit of the below market rate of interest/ interest free loans is measured as the difference between the initial carrying value of the loan determined in accordance with Ind AS 109 (at fair value) and the proceeds received. Government grant is recognised in the statement of profit and loss on a systematic basis over the period of the loan during which the entity recognises as interest expense, the related costs for which the grants are intended to compensate.

16. Income taxes

Particulars	Year ended March 31, 2022	Year ended March 31, 2021
(i) The major components of income tax expense for the years ended March 31, 2022 and March 31, 2021 are:		
Profit or loss section:		
(a) Continuing operations		
A. Current income tax :		
Current income tax charge	187	30
Sub-total (A)	187	30
B. Deferred tax :		
Relation to origination of temporary differences	109	455
Recognition of previously unrecognised deferred tax assets (net) *	(316)	(60)
MAT credit entitlement	(4)	(10)
Sub-total (B)	(211)	385
C. Tax adjustments for earlier years:		
Current tax	3	(84)
Deferred tax:		
Remeasurement of deferred tax on account of new tax regime (net) **	6	(217)
MAT credit entitlement	-	83
Others	1	(19)
Sub-total (C)	10	(237)
Total income tax expense/ (credit) for continuing operations (A+B+C)	(14)	178
(b) Discontinued operations		
Current income tax :		
Current income tax charge	15	-
Deferred tax :		
Relation to origination of temporary differences	(13)	(1)
Total income tax expense/ (credit) for discontinued operations (refer note 31(a))	2	(1)
Net income tax expense/ (credit) reported in the statement of profit and loss	(12)	177
Other comprehensive income (OCI) section (including discontinued operation):		
Current income tax :		
Gain on sale of equity instruments through other comprehensive income	(42)	(5)
Deferred tax :		
Net loss on re-measurement of defined benefit plans	1	1
Net (gain) on equity instruments through other comprehensive income	(192)	(137)
Income tax (expense) charged to OCI	(233)	(142)

Notes to Consolidated Financial Statements

for the year ended March 31, 2022

All amounts stated are in ₹ Crore except wherever stated otherwise

Particulars	Year ended March 31, 2022	Year ended March 31, 2021
(ii) Reconciliation of tax expense and the accounting profit multiplied by India's domestic tax rate for March 31, 2022 and March 31, 2021:		
Accounting profit before tax from continuing operations	1,146	1,364
Accounting profit/ (loss) profit before tax from discontinued operation	10	(3)
	1,156	1,361
Applicable tax rate	25.168%-34.944%	25.168%-34.944%
Computed tax expense	382	373
Adjustment of tax relating to earlier years:		
Remeasurement of deferred tax on account of new tax regime (net) **	6	(217)
Others	4	(20)
Recognition of previously unrecognised deferred tax assets (net) *	(316)	(60)
Temporary difference reversing within tax holiday period	3	41
Elimination of allowances for loan to subsidiaries on consolidation	(10)	(37)
Elimination of income, taxable in subsidiaries, on consolidation	10	-
Income set off against Chapter VI-A deduction	(72)	(13)
Utilisation of unrecognised carried forward losses	-	(4)
Unrecognised tax assets on losses of current year	6	7
Other non-deductible expenses for tax purposes	2	7
Realisation of brought forward long term capital loss not recognised in the books due to prudence	(7)	-
Others	(20)	100
Income tax expense/ (credit) reported in statement of profit and loss	(12)	177
Income tax expense/ (credit) from continuing operations	(14)	178
Income tax expense/ (credit) attributable to discontinued operations	2	(1)

* Recognition of previously unrecognised deferred tax assets (net)

- During the year ended March 31, 2022, the Parent Company's step-down subsidiary namely Murli Industries Limited has recognised past unrecognised deferred tax assets (net) at a new lower tax rate, which is based on the future profitability thereby resulting into recognition of net deferred tax credit of ₹ 330 (including deferred tax credit of ₹ 14 for current year).
- During the previous year, the Parent Company's step down subsidiary namely Dalmia DSP Limited had recognised past unrecognised deferred tax assets (net) at a new lower tax rate, which was based on the future profitability and also profits earned during the previous year, thereby resulting into recognition of net deferred tax credit of ₹ 59 (net of deferred tax charge of ₹ 1 for previous year).

** Remeasurement of deferred tax on account of new tax regime (net)

- During the year ended March 31, 2022, the Parent Company has elected to exercise the option of reduced tax rate permitted under Section 115BAA as per Income Tax Act, 1961. Consequently, net deferred tax charge of ₹ 6 has been recognised in tax expense as included under 'Tax adjustments for earlier years' on account of expensing of MAT credit balance and offset by tax credit on account of re-measurement of net deferred tax liabilities as at April 1, 2021.
- During the previous year, the Parent Company's subsidiary namely DCBL had adopted the option of reduced tax rate with effect from financial year 2019-20. Consequently, (a) net deferred tax credit of ₹ 217 was recognised in profit or loss as included under 'Tax adjustments for earlier years' during the year ended March 31, 2021 on account of expensing of MAT credit balance of ₹ 248 and offset by tax credit on account of re-measurement of net deferred tax liabilities of ₹ 465 as at April 1, 2020.

Notes to Consolidated Financial Statements

for the year ended March 31, 2022

All amounts stated are in ₹ Crore except wherever stated otherwise

(iii) Deferred tax:

Deferred tax relates to the following:

Deferred tax relates to the following:	Balance sheet		Statement of profit or loss	
	As at March 31, 2022	As at March 31, 2021	Year ended March 31, 2022	Year ended March 31, 2021
Deferred tax liabilities				
Property, plant and equipment (including goodwill and other intangible assets)	1,873	1,977	(104)	(409)
Revaluation of FVTOCI investments to fair value	331	139	-	-
Others	37	54	(17)	(36)
Total deferred tax liabilities	2,241	2,170	(121)	(445)
Deferred tax assets				
Expenditure debited in statement of profit and loss but allowable for tax purposes in subsequent years	52	44	(8)	-
Carry forward of tax losses/ unabsorbed depreciation	456	237	(219)	508
Impairment allowance (for doubtful debts and advances)	24	(1)	(25)	18
Others*	23	178	156	(170)
Total deferred tax assets	555	458	(96)	356
Deferred tax (income)			(217)	(89)
Deferred tax liabilities (net)	1,686	1,712		
MAT credit entitlement	51	53		
Deferred tax liabilities (net)	1,635	1,659		

* includes ₹ 1 related to re-measurement on defined benefit plans.

Particulars	As at March 31, 2022	As at March 31, 2021
Reflected in the balance sheet as follows :		
Deferred tax (assets)	(399)	(156)
Deferred tax liabilities	2,034	1,815
Net deferred tax liabilities	1,635	1,659
Reconciliation of deferred tax liabilities (net):		
Opening balance as at the beginning of the year	1,659	1,277
Tax expense during the year recognised in profit or loss	(217)	(89)
Tax expense during the year recognised in OCI	191	136
Reversal of MAT credit entitlement (net)	2	335
Closing balance as at the end of the year	1,635	1,659

The Group offsets tax assets and liabilities if and only if it has a legally enforceable right to set off current tax assets and current tax liabilities and the deferred tax assets and deferred tax liabilities relate to income taxes levied by the same tax authority.

The Group has unabsorbed depreciation and business losses, that are available for offsetting against future taxable profits of the company in which the unabsorbed depreciation or business losses arisen.

The management at the end of each reporting period, assesses Group's ability to recognise deferred tax assets on tax losses and unabsorbed depreciation carried forward, taking into account forecasts of future taxable profits and the law and jurisdiction of the taxable items and the assumptions on which these projections are based. The management based on the future profitability projections, is confident that there would be sufficient taxable profits in the future which will enable the Group to utilise the above MAT credit entitlement and carried forward tax losses and unabsorbed depreciation.

Notes to Consolidated Financial Statements

for the year ended March 31, 2022

All amounts stated are in ₹ Crore except wherever stated otherwise

Unrecognised deferred tax assets

Deferred tax assets was not recognised in respect of the following items, because it was not probable that future taxable profit would be available against which the Group can use the benefits therefrom:

Particulars	As at March 31, 2022		As at March 31, 2021	
	Gross amount	Tax effect	Gross amount	Tax effect
Unused tax losses	-	-	2,249	566
Other temporary differences	-	-	(100)	(25)
Total	-	-	2,149	541

17. Other non current liabilities

Particulars	As at March 31, 2022	As at March 31, 2021
Statutory dues *	57	85
	57	85

* Above dues are payable as per the terms of approved Resolution Plan in respect of step down subsidiaries of the Group.

18. Provisions

Particulars	As at March 31, 2022	As at March 31, 2021
For mines reclamation liability (refer note 44)	64	57
For gratuity (refer note 33)	89	90
For leave encashment	17	18
For post retirement medical benefit (refer note 33)	5	5
For contingencies (refer note 44)	3	3
For enterprise social commitment (refer note 44)	-	3
	178	176

19. Financial liabilities

(i) Borrowings

Particulars	As at March 31, 2022	As at March 31, 2021
Secured		
(a) Current maturities of long term borrowings (refer note 14(i))	493	554
(b) Foreign currency loan from banks:		
Buyer's credit (refer sub note 1 below)	192	74
Total (A)	685	628
Unsecured		
(c) Current maturities of long term borrowings (refer note 14(i))	-	243
(d) Commercial papers (refer sub note 2 below)	496	695
(e) Foreign currency loan from a bank - Buyer's credit (refer sub note 3 below)	-	30
(f) Loan from a bank (refer sub note 4 below)	2	2
(g) From a related party (refer note 14(i) & 39)	-	5
(h) From others (refer sub note 5 below)	14	16
Total (B)	512	991
Total short term borrowings (A+B)	1,197	1,619

Notes to Consolidated Financial Statements

for the year ended March 31, 2022

All amounts stated are in ₹ Crore except wherever stated otherwise

1) Foreign currency loans from banks referred to in (b) above to the extent of:

₹ 192 (March 31, 2021: ₹ 74) are secured by first pari- pasu charge through hypothecation on inventories and trade receivables in the favour of working capital lenders and carry interest rate at 6 months/ 12 months EURIBOR/LIBOR plus 0.25 % p.a. to 0.35% p.a. (presently 0.49% p.a. to 0.50% p.a.) (March 31, 2021: 1.00% p.a. to 1.90% p.a.).

2) Commercial papers referred to in (d) above are payable in three months and carry interest rate in the range of 4.17% p.a. to 4.35% p.a. (March 31, 2021: 3.60% p.a. to 3.99% p.a.).

3) Buyer's credit from a bank referred to in (e) above was repayable in less than one year and carried interest rate at 12 months LIBOR plus 0.37% p.a. The loan is fully repaid during the year.

4) Loan from a bank referred to in (f) above payable as per approved Resolution Plan by Murli Industries Limited, a step down subsidiary of the Group, is yet to be paid due to documents pending to be received from the related bank, required by the authorised dealer for making the remittance.

5) Loan from others referred to in (h) above to the extent of:

(i) ₹ 7 (March 31, 2021: ₹ 7) from bodies corporate are repayable on demand and carry interest @ 18.00% p.a. (March 31, 2021: 18.00% p.a.),

(ii) ₹ 7 (March 31, 2021: ₹ 9) payable by Dalmia DSP Limited, a step down subsidiary of the Group, to unsecured financial creditors towards full and final settlement of their claims as per Resolution Plan approved by NCLT. The amount shall be paid within 30 days from the effective date subject to grant of incentive from State Government of Bihar as specified in the Resolution Plan. During the year, the State Government of Bihar has sanctioned the incentive package, however as per the terms of sanction, the loan shall be repaid in the same proportion in which the incentive package shall be released by the government.

(ii) Trade payables

Particulars	As at March 31, 2022	As at March 31, 2021
Total outstanding dues of micro enterprises and small enterprises (refer note 38)	37	14
Total outstanding dues of creditors other than micro enterprises and small enterprises *	813	885
	850	899

* includes due to related parties ₹ 6 (March 31, 2021: ₹ 2) (refer note 39)

For maturity profile of trade payables, refer note 42.

Trade payables ageing schedule as on March 31, 2022

Sl. No.	Particulars	Unbilled	Not due	Outstanding for following periods from due date of payment				Total
				Less than 1 year	1-2 years	2-3 years	More than 3 years	
i) Undisputed trade payables:								
(a)	Micro enterprises and small enterprises	-	36	1	0	-	-	37
(b)	Others	186	501	106	7	3	0	803
ii) Disputed trade payables:								
(a)	Micro enterprises and small enterprises	-	0	0	0	0	0	0
(b)	Others	5	3	0	0	1	1	10
	Total	191	540	107	7	4	1	850

Notes to Consolidated Financial Statements

for the year ended March 31, 2022

All amounts stated are in ₹ Crore except wherever stated otherwise

Trade payables ageing schedule as on March 31, 2021

Sl. No.	Particulars	Unbilled	Not due	Outstanding for following periods from due date of payment				Total
				Less than 1 year	1-2 years	2-3 years	More than 3 years	
i)	Undisputed trade payables:							
(a)	Micro enterprises and small enterprises	-	12	2	-	0	-	14
(b)	Others	215	471	176	5	3	1	873
ii)	Disputed trade payables:							
(a)	Micro enterprises and small enterprises	-	0	0	0	0	-	0
(b)	Others	5	1	1	1	1	4	12
	Total	220	484	179	6	4	5	899

(iii) Other financial liabilities

Particulars	As at March 31, 2022	As at March 31, 2021
Interest accrued but not due on borrowings		
- Related party (refer note 39)	0	0
- Others	12	13
Interest accrued and due on borrowings	21	18
Security deposits received	680	590
Rebate to customers	388	335
Liability for capital expenditure		
- Acceptances	5	46
- Other than acceptances (including dues of micro enterprises and small enterprises of ₹ 9 (March 31, 2021: ₹ 10) (refer note 38) *)	263	166
Accrued employee liabilities (including due to related parties ₹ 0 (March 31, 2021: ₹ 3) (refer note 39))	50	52
Foreign currency option contracts	3	2
Directors' commission payable (refer note 39)	2	2
Unclaimed/ unpaid dividend **	5	5
Unclaimed redeemed preference shares **	1	1
Purchase consideration payable ***	30	30
Other interest payable	13	14
Other liabilities	3	3
	1,476	1,277

* includes ₹ Nil (March 31, 2021: ₹ 3) payable to a related party.

** There is no amount required to be credited to Investor Education and Protection Fund by the Parent Company.

*** Purchase consideration payable include:

A sum of ₹ 30 was payable to Bawri Group (BG), other shareholder of Calcom, upon fulfilment of certain project conditions as part of Shareholder's Agreement. In the event, project conditions are not fulfilled, BG was obligated to refund ₹ 32 out of tranche 1 payment made by DCBL to BG. As the project conditions were not fulfilled, the liability to pay ₹ 30 has been disputed by DCBL and claim of refund of ₹ 32 has been made (also refer note 37(B)).

Notes to Consolidated Financial Statements

for the year ended March 31, 2022

All amounts stated are in ₹ Crore except wherever stated otherwise

20. Other current liabilities

Particulars	As at March 31, 2022	As at March 31, 2021
Liability towards dealer incentive *	86	100
Advances from customers	195	186
Other liabilities		
Statutory dues**	408	394
Others	96	157
	785	837

* Liability towards dealer incentive relates to in-kind discount granted to the customers as part of sales transaction and has been estimated with reference to the relative standalone selling price of the products for which they could be redeemed.

** Includes ₹ 1 (March 31, 2021 : ₹ 5) payable to related parties (refer note 39)

21. Provisions

Particulars	As at March 31, 2022	As at March 31, 2021
For gratuity (refer note 33)	49	38
For leave encashment	12	12
For post retirement medical benefit (refer note 33)	0	0
For enterprise social commitment (refer note 44)	25	35
For export promotion capital goods (refer note 44)	2	1
For provision for contingencies (refer note 44)	-	7
For other employee benefits	0	0
	88	93

22. Revenue from operations

Particulars	Year ended March 31, 2022	Year ended March 31, 2021
Revenue from contracts with customers		
Sale of products	11,036	9,968
Sale of services	24	20
Total sale of products and services	11,060	9,988
Subsidies on sale of finished goods (refer note 49)	176	88
Other operating revenue		
Scrap sale	27	17
Others	23	17
	11,286	10,110

Notes to Consolidated Financial Statements

for the year ended March 31, 2022

All amounts stated are in ₹ Crore except wherever stated otherwise

Notes:

a. Revenue from contracts with customers disaggregated based on nature of product or services

Particulars	Year ended March 31, 2022	Year ended March 31, 2021
Sale of products		
Cement and its related products	11,003	9,960
Power	33	8
Total sale of products	11,036	9,968
Sale of services		
Management service charges	24	20
Total sale of services	24	20
Total revenue from contracts with customers	11,060	9,988
Reconciliation of revenue as per contract price and as recognised in statement of profit and loss:		
Revenue as per contract price	12,815	11,307
Less: Discounts and incentives	(1,755)	(1,319)
Revenue from contracts with customers	11,060	9,988
Set out below is the revenue from contracts with customers and reconciliation to profit and loss account		
Total revenue from contracts with customers	11,060	9,988
Add: Items not included in disaggregated revenue:		
Subsidies on sale of finished goods	176	88
Other operating revenue	50	34
Revenue as per the statement of profit and loss	11,286	10,110

b. Contract balances

The following table provides information about contract liabilities and receivables from customers:

Particulars	As at March 31, 2022	As at March 31, 2021
Contract liabilities:		
Advances from customers (refer note 20) *	195	186
Receivables:		
Trade receivables (refer note 9(ii))	673	511

* The contract liabilities outstanding at the beginning of the year have been recognised as revenue during the year ended March 31, 2022.

23. Other income

Particulars	Year ended March 31, 2022	Year ended March 31, 2021
Dividend income - equity shares	29	15
Interest Income	29	82
Interest income from other financial assets at amortised cost	17	22
Unwinding of interest income on financial instruments	12	11
Gains/ (losses) on financial instruments measured at fair value through profit or loss (net):		
Profit on sale of investments (net)	94	26
On change of fair value of investments measured at FVTPL	(54)	14
Profit on disposal of property, plant and equipment (net)	6	4
Reversal of impairment in value of investment of joint venture	-	4
Liabilities no longer required written back	19	0
Miscellaneous receipts	3	3
	155	181

Notes to Consolidated Financial Statements

for the year ended March 31, 2022

All amounts stated are in ₹ Crore except wherever stated otherwise

24. Cost of raw materials consumed

Particulars	Year ended March 31, 2022	Year ended March 31, 2021
Opening stock	108	182
Less: Pursuant to loss of control in subsidiaries (refer note 54)	-	(69)
Add: Purchases	1,551	1,469
	1,659	1,582
Less: Closing stock	(129)	(108)
Cost of raw materials consumed (refer note 45 & 46)	1,530	1,474

25. Changes in inventories of finished goods, work-in-progress and stock in trade

Particulars	Year ended March 31, 2022	Year ended March 31, 2021
Finished goods		
Closing stock	141	88
Opening stock	88	190
Less: Pursuant to loss of control in subsidiaries (refer note 54)	-	(55)
	(53)	47
Work-in-progress		
Closing stock	129	87
Opening stock	87	113
Less: Pursuant to loss of control in subsidiaries (refer note 54)	-	(8)
	(42)	18
Stock in trade		
Closing stock	1	13
Opening stock	13	2
Less: Transferred pursuant to sale (refer note 31(a))	(11)	-
Less: Pursuant to loss of control in subsidiaries (refer note 54)	-	(1)
	1	(12)
	(94)	53
Add: Trial run production transferred to capital work-in-progress (refer note 45)	29	7
Net (increase)/ decrease in inventories	(65)	60

26. Employees benefits expense *

Particulars	Year ended March 31, 2022	Year ended March 31, 2021
Salaries, wages and bonus **	646	577
Contribution to provident fund and other funds	34	35
Gratuity expense (refer note 33)	7	11
Post retirement medical benefit (refer note 33)	0	5
Expenses on employees stock options scheme (refer note 34)	21	1
Workmen and staff welfare expenses	36	30
	744	659

* Also, refer note 45.

** includes charge of ₹ 6 (March 31, 2021: ₹ Nil) towards Voluntary Separation Scheme introduced in Dalmia DSP Limited, a step-down subsidiary of the Group.

Notes to Consolidated Financial Statements

for the year ended March 31, 2022

All amounts stated are in ₹ Crore except wherever stated otherwise

27. Finance costs

Particulars	Year ended March 31, 2022	Year ended March 31, 2021
(a) Interest cost:		
On borrowings - at amortised cost		
On term loans and debentures	147	279
On short term borrowings	24	49
Others		
On deposits from dealers and others	26	26
On lease liabilities (refer note 35(a))	7	11
On unwinding of discount on provision and other liabilities	13	11
On net interest on defined benefit obligations (refer note 33)	9	15
On others (including interest on income tax of ₹ 0 (March 31, 2021: ₹ 1)	1	17
	227	408
Less: Capitalisation of interest cost (refer note 45)	(39)	(94)
Total (I)	188	314
(b) Other borrowing costs		
Other finance costs	6	4
Exchange differences on foreign currency borrowings (net) *	8	(15)
Total (II)	14	(11)
Total finance costs (I + II)	202	303

* include settlement (gain)/ loss and fair value (gain)/ loss on derivative contracts relating to borrowings.

28. Other expenses

Particulars	Year ended March 31, 2022	Year ended March 31, 2021
Packing expenses	487	398
Consumption of stores and spare parts*	43	34
Repairs and maintenance:		
- Plant and machinery*	215	176
- Buildings	12	11
- Others	55	25
Rent*	22	15
Rates and taxes*	19	15
Insurance (net of subsidy ₹ 0 (March 31, 2021: ₹ 0))*	17	15
Depot expenses	184	186
Professional charges*	120	95
Advertisement and sales promotion	146	110
Travelling and conveyance*	36	21
Bad debts/ advances written off (net)	5	2
Provision for Impairment allowance for doubtful receivables, advances and deposits (net)	5	7
Impairment of goodwill on consolidation and CWIP (net)	16	6
Provision for contingencies	-	6
Corporate social responsibility expense	13	6
Directors' sitting fees (refer note 39)	1	1
Miscellaneous expenses (refer note (a) below) **/**	323	285
	1,719	1,414

* Also, refer note 45.

** net of reversal of provision for contingencies of ₹ 6 (March 31, 2021: ₹ Nil)

Notes to Consolidated Financial Statements

for the year ended March 31, 2022

All amounts stated are in ₹ Crore except wherever stated otherwise

Note:

(a) Remuneration paid to statutory auditors (including remuneration for subsidiary companies)

Particulars	Year ended March 31, 2022	Year ended March 31, 2021
As an auditor		
i) Statutory audit fee	2	2
ii) Tax audit fees	0	0
iii) Limited review fee	1	1
In other capacity		
i) Certification fee	0	0
ii) Taxation matters	-	-
Reimbursement of expenses	0	0

29. Exceptional items (net)

Particulars	Year ended March 31, 2022	Year ended March 31, 2021
Impairment loss on loan given to others (refer note (a) below)	(30)	-
Unclaimed balances written back (refer note (b) below)	28	-
Loss on loss of control in subsidiaries (refer note 54)	-	(34)
	(2)	(34)

Notes:

- (a) The Parent Company had extended unsecured loan of ₹ 30 to a non-related party for general corporate purpose in the earlier years. The management basis the risk of recoverability of loan has considered impairment loss of ₹ 30 and the same is considered as an exceptional item in the financial statements for the year ended March 31, 2022.
- (b) Gain on reversal of earlier years liabilities of ₹ 28, not payable as per Resolution Plan approved by Hon'ble National Company Law Tribunal in respect of Dalmia DSP Limited, a step-down subsidiary of the Group, acquired under Insolvency and Bankruptcy Code, 2016.

30. Earnings per share (EPS)

Particulars	Year ended March 31, 2022	Year ended March 31, 2021
(a) Net profit attributable to equity shareholders from continuing operations (₹)	1,136	1,173
(b) Net profit/ (loss) attributable to equity shareholders from discontinued operations (₹)	8	(2)
(c) Net profit attributable to equity shareholders (₹)	1,144	1,171
(d) Weighted average number of equity shares outstanding during the year	18,71,56,857	18,75,20,749
(e) Effect of potential equity shares on employee stock options outstanding	1,97,065	2,73,228
(f) Weighted average number of equity shares for diluted EPS [(d)+(e)]	18,73,53,922	18,77,93,977
(g) Nominal value of equity shares (in Rupees)	2	2
Continuing operations		
(h) Basic earnings per share (in Rupees) (a)/(d)	60.72	62.55
(i) Diluted earnings per share (in Rupees) (a)/(f)	60.65	62.46
Discontinuing operations		
(j) Basic earnings per share (in Rupees) (b)/(d)	0.46	(0.10)
(k) Diluted earnings per share (in Rupees) (b)/(f)	0.46	(0.10)
Continuing and discontinuing operations		
(l) Basic earnings per share (in Rupees) (c)/(d)	61.18	62.45
(m) Diluted earnings per share (in Rupees) (c)/(f)	61.11	62.36

Notes to Consolidated Financial Statements

for the year ended March 31, 2022

All amounts stated are in ₹ Crore except wherever stated otherwise

31. Discontinued operations

(a) Divestment of Hippo Stores business

(i) Description

The Board of Directors of DCBL in their meeting held on October 26, 2021, has approved divestment of master wholesaler business for all construction and building materials (Hippo Stores) to HippoStores Technology Private Limited, a promoter group company on a going concern basis by way of slump sale. Consequent to the approval received from the Board of Directors, DCBL has concluded sale of Hippo Stores business on December 31, 2021 for a consideration of ₹ 155 pursuant to the Business Transfer Agreement executed on December 24, 2021. The Group has received ₹ 35 in cash and balance consideration of ₹ 120 in the form of 10% unsecured redeemable non-convertible debentures.

In accordance with requirements of Ind AS 105 "Non-current assets held for sale and discontinued operations", the relevant financial information of the said business have been presented under discontinued operation in the statement of profit and loss upto the date of such transfer.

(ii) Financial performance and cash flow information:

The financial performance and cash flow information presented are for the period ended December 31, 2021 (March 31, 2022 column) and year ended March 31, 2021, is as below:

Particulars	Year ended March 31, 2022	Year ended March 31, 2021
Financial performance:		
Revenue including other income	42	-
Total expenses	96	3
(Loss) before tax for the period from discontinued operation (a)	(54)	(3)
Gain before tax on disposal of discontinued operation (b)	63	-
Net profit/ (loss) before tax from discontinued operation (c=a+b)	9	(3)
Tax expense:		
Tax expense/ (credit) on discontinued operation	(28)	(1)
Tax expense related to disposal of discontinued operation	30	-
Total tax expense (d)	2	(1)
Net profit/ (loss) for the period from discontinued operation (c-d)	7	(2)
Cash flow disclosure		
Net cash flow (used in) operating activities	(57)	(23)
Net cash flow (used in) investing activities	(8)	(39)
Net cash flow from financing activities	66	62
(iii) Details of disposal of discontinued operation:		
Consideration received	155	
Carrying amount of net assets transferred	(92)	
Gain before tax on disposal of discontinued operation	63	
Tax expense on gain	(30)	
Gain on disposal of discontinued operation	33	

(iv) The carrying amount of assets and liabilities as at the date of transfer (December 31, 2021) are as follows:

Particulars	As at December 31, 2021
Property, plant and equipment	34
Other intangible assets	36
Right-of-use assets	69
Inventories	26
Trade receivables	1
Cash and cash equivalents	2
Others assets	18
Total assets (a)	186
Trade payables	12
Other liabilities and provisions	82
Total liabilities (b)	94
Net assets transferred (a-b)	92

Notes to Consolidated Financial Statements

for the year ended March 31, 2022

All amounts stated are in ₹ Crore except wherever stated otherwise

(b) Reconciliation of profit/ (loss) recognised in statement of profit and loss for discontinued operations:

Particulars	Year ended March 31, 2022	Year ended March 31, 2021
Profit/ (loss) before tax from discontinued operations:		
(i) Hippo Stores (refer note 31(a)(ii))	9	(3)
(ii) Disposal group classified as held for sale (refer note 11(a)(ii))	1	-
Total profit/ (loss) before tax	10	(3)
Tax expense/ (credit) on discontinued operations		
(i) Hippo Stores (refer note 31(a)(ii))	2	(1)
(ii) Disposal group classified as held for sale	-	-
Total tax expense/ (credit)	2	(1)
Profit/ (loss) for the year from discontinued operations	8	(2)

32. Disclosure of significant accounting judgements, estimates and assumptions

The preparation of the Group's financial statements requires management to make judgements, estimates and assumptions that affect the reported amounts of revenues, expenses, assets and liabilities, and the accompanying disclosures, and the disclosure of contingent liabilities. Uncertainty about these assumptions and estimates could result in outcomes that require a material adjustment to the carrying amount of assets or liabilities affected in future periods.

Judgements

In the process of applying the Group's accounting policies, management has made the following judgement, which have the most significant effect on the amounts recognised in the consolidated financial statements:

(i) Determining the lease term of contracts with renewal and termination options - Group as lessee

The Group determines the lease term as the non-cancellable term of the lease, together with any periods covered by an option to extend the lease if it is reasonably certain to be exercised, or any periods covered by an option to terminate the lease, if it is reasonably certain not to be exercised.

The Group has several lease contracts that include extension and termination options. The Group applies judgement in evaluating whether it is reasonably certain whether or not to exercise the option to renew or terminate the lease. That is, it considers all relevant factors that create an economic incentive for it to exercise either the renewal or termination. After the commencement date, the Group reassesses the lease term if there is a significant event or change in circumstances that is within its control and affects its ability to exercise or not to exercise the option to renew or to terminate (e.g., construction of significant leasehold improvements or significant customisation to the leased asset).

(ii) Litigations and contingencies

In the normal course of business, contingent liabilities may arise from litigation, taxation and other claims

against the Group. A provision is recognised when the Group has a present obligation as a result of past events and it is probable that the Group will be required to settle that obligation.

Where it is management's assessment that the outcome cannot be reliably quantified or is uncertain, the claims are disclosed as contingent liabilities unless the likelihood of an adverse outcome is remote. Such liabilities are disclosed in the notes but are not provided for in the financial statements.

When considering the classification of legal or tax cases as probable, possible or remote, there is judgement involved. This pertains to the application of the legislation, which in certain cases is based upon management's interpretation of specific applicable law, and the likelihood of settlement. Management uses in-house and external legal professionals to make informed decision.

Although there can be no assurance regarding the final outcome of the legal proceedings, the Group does not expect them to have a materially adverse impact on the Company's financial position or profitability. Details of such provision are disclosed in note 37.

Estimates and assumptions

The key assumptions concerning the future and other key sources of estimation uncertainty at the reporting date, that have a significant risk of causing a material adjustment to the carrying amounts of assets and liabilities within the next financial year, are described below. The Group based its assumptions and estimates on parameters available when the financial statements were prepared. Existing circumstances and assumptions about future developments, however, may change due to market changes or circumstances arising that are beyond the control of the Group. Such changes are reflected in the assumptions when they occur.

(i) Share-based payments

The Group initially measures the cost of equity-settled transactions with employees using Black-Scholes model to determine the fair value of the liability incurred. Estimating fair value for equity-based payment transactions requires determination of the most appropriate valuation model,

Notes to Consolidated Financial Statements

for the year ended March 31, 2022

All amounts stated are in ₹ Crore except wherever stated otherwise

which is dependent on the terms and conditions of the grant. This estimate also requires determination of the most appropriate inputs to the valuation model including the expected life of the share option, volatility, risk free rate, expected dividend yield, market price and exercise price and making assumptions about them. For equity-settled share-based payment transactions, the liability needs to be disclosed at the carrying amount at end of each reporting period up to the date of settlement. The assumptions and models used for estimating fair value for share-based payment transactions are disclosed in note 34. Change in assumptions for estimating fair value of share-based payment transactions is expected to have insignificant impact on income statement.

(ii) Income taxes

Deferred tax assets are recognised for unused tax losses to the extent that it is probable that taxable profit will be available against which the losses can be utilised. Significant management judgement is required to determine the amount of deferred tax assets that can be recognised, based upon the likely timing and the level of future taxable profits together with future tax planning strategies.

To determine the future taxable profits, reference is made to the latest available profit forecasts. The Group is having unabsorbed depreciation, business losses and MAT credit that may be used to offset taxable income.

MAT credit entitlement is recognised to the extent it is probable that taxable profit will be available against which the MAT credit can be utilised. Significant management judgement is required to determine the amount of MAT credit that can be recognised, based upon the likely timing and the level of future taxable profits together with future tax planning strategies. Further details on taxes are disclosed in note 16.

(iii) Defined benefit plans

The cost of the defined benefit gratuity plan, post-retirement medical benefits and other defined benefit plan and the present value of the defined benefit obligations are determined using actuarial valuations. An actuarial valuation involves making various assumptions that may differ from actual developments in the future. These include the determination of the discount rate, expected rate of return on assets, future salary increases and mortality rates. Due to the complexities involved in the valuation and its long-term nature, a defined benefit obligation is highly sensitive to changes in these assumptions. All assumptions are reviewed at each reporting date.

The parameter most subject to change is the discount rate. In determining the appropriate discount rate, the management considers the interest rates of government bonds in currencies consistent with the currencies of the post-employment benefit obligation.

The mortality rate is based on mortality rates from Indian Assures Lives Mortality 2012-14. Those mortality tables tend to change only at interval in response to demographic changes. Future salary increases and gratuity increases are based on expected future inflation rates.

Further details about the defined benefit plans are given in note 33.

(iv) Fair value measurement of financial instruments

When the fair values of financial assets and financial liabilities recorded in the balance sheet cannot be measured based on quoted prices in active markets, their fair value is measured using valuation techniques including the DCF model. The inputs to these models are taken from observable markets where possible, but where this is not feasible, a degree of judgement is required in establishing fair values. Judgements include considerations of inputs such as liquidity risk, credit risk and volatility. Changes in assumptions about these factors could affect the reported fair value of financial instruments. See note 40 and 41 for further disclosures.

(v) Provision for mines reclamation

The Group has recognised a provision for mines reclamation based on its best estimates. In determining the fair value of the provision, assumptions and estimates are made in relation to the expected future inflation rates, discount rate, expected cost of reclamation of mines, expected balance of reserves available in mines and the expected life of mines. The Group calculates the provision using the Discounted Cash Flow (DCF) based on discount rate of 6.09% p.a. to 6.76% p.a. (March 31, 2021: 6.76% p.a.) and the expected timing of those costs. Details of such provision are disclosed in note 44.

Change in estimate

During the previous year, Group reviewed the assumptions used in determining the fair value of provision, and accordingly revised the estimate for provision for mines reclamation resulting in increase in provision by ₹ 3 (refer note 44).

(vi) Provision for enterprise social commitment

The Group has recognised a provision for enterprise social commitment based on its best estimates. In determining the fair value of the provision, assumptions and estimates are made in relation to the expected discount rate, expected cost of social commitment. The Group calculates the provision using the Discounted Cash Flow (DCF) based on discount rate of 5.39% p.a. to 5.71% p.a. (March 31, 2021: 5.39% p.a. to 5.71% p.a.). Details of such provision are disclosed in note 44.

(vii) Revenue from contracts with customers – Non-cash incentives given to customers

The Group estimates the fair value of non-cash incentives awarded by applying market rate offered by vendors to

Notes to Consolidated Financial Statements

for the year ended March 31, 2022

All amounts stated are in ₹ Crore except wherever stated otherwise

the Group. The assumption for determining fair value of non-cash incentives is based on the market rate of such schemes. As at March 31, 2022, the estimated liability towards non-cash incentive is ₹ 86 (March 31, 2021: ₹ 100). Change in assumptions for estimating fair value of non-cash incentives does not have any significant impact on income statement.

(viii) Property, plant and equipment

The Group uses its technical expertise along with historical and industry trends for determining the economic life of an asset/component of an asset. The useful lives are reviewed by management periodically and revised, if appropriate. In case of a revision, the unamortised depreciable amount is charged over the remaining useful life of the assets.

(ix) Impairment of property, plant and equipment (including capital work-in-progress)

Impairment exists when the carrying value of an asset or cash generating unit exceeds its recoverable amount, which is the higher of its fair value less costs of disposal and its value in use. The fair value less costs of disposal calculation is based on available data from binding sales transactions, conducted at arm's length, for similar assets or observable market prices less incremental costs for disposing of the asset. The value in use calculation is based on a DCF model. The cash flows are derived based on remaining useful life of the respective assets. The recoverable amount is sensitive to the discount rate used for the DCF model as well as the expected future cash-inflows and the growth rate used for extrapolation purposes.

During the current year, the Group has recognised impairment losses of ₹ 18 (March 31, 2021: ₹ Nil) for the expenses incurred and carried under capital work-in-progress. Refer note 3 for further details.

(x) Subsidies receivable

The Group is entitled to various subsidies from Government in the form of government grant and recognize amount receivable and it is reasonably certain that the ultimate collection will be made from government as subsidy receivable when the Group is entitled to receive it to match them with expenses incurred for which they are intended to compensate. The Group records subsidy receivable by discounting it to its present value. The Group uses assumptions in respect of discount rate and estimated time for receipt of funds from government. The Group reviews its assumptions periodically, including at each financial year end.

(xi) Impairment of financial assets

The impairment provisions for financial assets disclosed in note 6 & 9 are based on assumptions about risk of default and expected loss rates. The Group uses judgement in making these assumptions and selecting the inputs to the impairment calculation, based on the Group's past history, existing market conditions as well as forward looking estimates at the end of each reporting period.

33. Gratuity and other post employment benefit plans

(a) Gratuity

The Group has a defined benefit gratuity plan. The gratuity is governed by the Payment of Gratuity Act, 1972. Under the Act, employee who has completed five years of service is entitled to gratuity on departure at 15 days salary (last drawn salary) for each completed year of service. The Scheme is funded through Gratuity Fund Trust with an insurance company in the form of a qualifying insurance policy, except in case of employees of certain units of DCBL and other step down subsidiaries of the Group. The Trust is responsible for the administration of the plan assets and for the determination of investment strategy. The Group makes provision of such gratuity asset/ liability in the books of account on the basis of actuarial valuation carried out by an independent actuary.

(b) Provident fund ('PF')

The Group contributes provident fund liability of certain eligible employees of Parent Company and DCBL to "Dalmia Cement Provident Fund", and in case of employees and workers of one of the step down subsidiary of the Group to (i) Board of Trustees Provident Fund for the Employees of Kalyanpur Cements Limited and (ii) Board of Trustees Provident Fund for the Supervisory Staffs of Kalyanpur Lime & Cement Works Limited. As per the applicable accounting standard, provident funds set up by the employers, which require interest shortfall to be met by the employer, needs to be treated as defined benefit plan. The actuarial valuation of Provident Fund was carried out in accordance with the guidance note issued by Actuarial Society of India for measurement of provident fund liabilities and a provision has been recognised in respect of future anticipated shortfall with regard to interest rate obligation as at the balance sheet date.

(c) Post-retirement medical benefits plan ('PRMB')

The Group provides post-retirement medical benefits to its certain retired employees. The plan is not funded by the Group.

The following tables summarize the components of defined benefit costs recognised in the statement of profit and loss and amounts recognised in the balance sheet for the above mentioned plans.

Notes to Consolidated Financial Statements

for the year ended March 31, 2022

All amounts stated are in ₹ Crore except wherever stated otherwise

Statement of profit and loss

Components of defined benefit costs

Particulars	Gratuity		PF		PRMB	
	2021-22	2020-21	2021-22	2020-21	2021-22	2020-21
Service cost	9	12	17	19	-	5
Less: Allocated to CWIP during the year (refer note 45)	(2)	(1)	(2)	(3)	-	-
Less: Amount recognised in statement of profit and loss - discontinued operation	(0)	-	(1)	-	-	-
Amount recognised in statement of profit and loss - continuing operations	7	11	14	16	-	5
Net interest cost	8	7	1	8	0	-
Less: Allocated to CWIP during the year	(0)	(0)	-	(0)	-	-
Less: Amount recognised in statement of profit and loss - discontinued operation	(0)	-	-	-	-	-
Amount recognised in statement of profit and loss - continuing operations	8	7	1	8	0	-

Change in the defined benefit obligation and fair value of plan assets as at March 31, 2022

Particulars	Gratuity			PF			PRMB		
	Defined benefit obligation	Fair value of plan assets	Net obligation	Defined benefit obligation	Fair value of plan assets	Net obligation	Defined benefit obligation	Fair value of plan assets	Net obligation
	(A)	(B)	(A-B)	(A)	(B)	(A-B)	(A)	(B)	(A-B)
April 1, 2021 (1)	153	25	128	410	383	27	5	-	5
Service cost (2)	9	-	9	17	-	17	-	-	-
Net interest expense/ (income) (3)	10	2	8	25	24	1	0	-	0
Sub-total included in profit or loss (2+3)=(4)	19	2	17	42	24	18	0	-	0
Re-measurements									
Return on plan assets (excluding amounts included in net interest expense) (5)	-	0	(0)	-	9	(9)	-	-	-
(Gain)/loss from changes in demographic assumptions (6)	(0)	-	(0)	-	-	-	0	-	0
(Gain)/loss from changes in financial assumptions (7)	(3)	-	(3)	(2)	-	(2)	(0)	-	(0)
Experience (gains)/losses (8)	6	-	6	11	-	11	(0)	-	(0)
Sub-total (5+6+7+8)=(9)	3	0	3	9	9	(0)	(0)	-	(0)
Expense/ (income) included in OCI out of (9) above	3	0	3	9	9	(0)	(0)	-	(0)
Contributions by employer (10)	-	-	-	-	19	(19)	-	-	-
Contribution by plan participation/ employees (11)	-	-	-	27	27	-	-	-	-
Settlements/ (Transfer in) (12)	1	2	(1)	6	6	-	-	-	-
Acquisition/ other adjustments (13)	1	-	1	-	-	-	-	-	-
Benefits paid (14)	(21)	(11)	(10)	(23)	(23)	-	(0)	-	(0)
Sub-total (10+11+12+13+14)=(15)	(19)	(9)	(10)	10	29	(19)	(0)	-	(0)
March 31, 2022 (1+4+9+15)	156	18	138	471	445	26	5	-	5

Notes to Consolidated Financial Statements

for the year ended March 31, 2022

All amounts stated are in ₹ Crore except wherever stated otherwise

Change in the defined benefit obligation and fair value of plan assets as at March 31, 2021

Particulars	Gratuity			PF			PRMB		
	Defined benefit obligation	Fair value of plan assets	Net obligation	Defined benefit obligation	Fair value of plan assets	Net obligation	Defined benefit obligation	Fair value of plan assets	Net obligation
	(A)	(B)	(A-B)	(A)	(B)	(A-B)	(A)	(B)	(A-B)
April 1, 2020 (1)	145	37	108	344	317	27	-	-	-
Service cost (2)									
- Current service cost	12	-	12	19	-	19	-	-	-
- Past service cost	-	-	-	-	-	-	5	-	5
Net interest expense/ (income) (3)	9	2	7	35	27	8	-	-	-
Sub-total included in profit or loss (2+3)=(4)	21	2	19	54	27	27	5	-	5
Re-measurements									
Return on plan assets (excluding amounts included in net interest expense) (5)	-	(1)	1	-	5	(5)	-	-	-
(Gain)/loss from changes in demographic assumptions (6)	-	-	-	-	-	-	-	-	-
(Gain)/loss from changes in financial assumptions (7)	2	-	2	-	-	-	-	-	-
Experience (gains)/losses (8)	1	-	1	6	-	6	-	-	-
Sub-total (5+6+7+8)=(9)	3	(1)	4	6	5	1	-	-	-
Expense/ (income) included in OCI out of (9) above	3	(1)	4	-	-	-	-	-	-
Contributions by employer (10)	-	-	-	-	25	(25)	-	-	-
Contribution by plan participation/ employees (11)	-	-	-	41	41	-	-	-	-
Settlements/ (Transfer in) (12)	(1)	(0)	(1)	8	13	(5)	-	-	-
Acquisition/ other adjustments (13)	1	0	1	-	-	-	-	-	-
Benefits paid (14)	(16)	(13)	(3)	(43)	(45)	2	-	-	-
Sub-total (10+11+12+13+14)=(15)	(16)	(13)	(3)	6	34	(28)	-	-	-
March 31, 2021 (1+4+9+15)	153	25	128	410	383	27	5	-	5

The Group expects to contribute ₹ 120 (March 31, 2021: ₹ 110) and ₹ 19 (March 31, 2021: ₹ 21) to gratuity and PF respectively in 2022-23.

The major categories of plan assets of the fair value of the total plan assets of Gratuity and PF are as follows:-

Particulars	Gratuity		PF	
	March 31, 2022	March 31, 2021	March 31, 2022	March 31, 2021
Investment pattern in plan assets:				
Insurance Company products	8	12	-	-
Central Government securities	0	0	47	38
State Government securities	8	10	166	141
Special deposit scheme	1	1	20	17
Corporate bonds	0	1	180	156
Cash and cash equivalents	0	0	4	3
Equity shares of listed companies	-	-	22	22
Other investment	1	1	6	6
Total	18	25	445	383

Notes to Consolidated Financial Statements

for the year ended March 31, 2022

All amounts stated are in ₹ Crore except wherever stated otherwise

The principal assumptions used in determining gratuity and PF for the Group are shown below:

Particulars	Gratuity		PF		PRMB	
	March 31, 2022	March 31, 2021	March 31, 2022	March 31, 2021	March 31, 2022	March 31, 2021
Discount rate (%)	6.65	6.15	6.65	6.15	6.90	6.60
Expected rate of return on plan assets (%)	6.65	6.15	6.65	6.15	-	-
Future salary increase (%)	6.00 to 7.00	6.00 to 7.00	-	-	-	-
Guaranteed interest rate (%)	-	-	8.10	8.50	-	-
Medical cost inflation rate (%)	-	-	-	-	5.00	5.00
Normal retirement age (years)	58-60	58-60	58-60	58-60	-	-
Attrition/ withdrawal rate	3% to 20%	5% to 13%	9% to 13%	9% to 13%	-	-
Mortality Table	IALM (2012-14)	IALM (2012-14)	IALM (2012-14)	IALM (2012-14)	90% (of LIC 96-98 mod ult.)	90% (of LIC 96-98 mod ult.)

A quantitative sensitivity analysis for significant assumption as at March 31, 2022 and March 31, 2021 is as shown below:

Gratuity Plan:

Assumption Sensitivity Level	Discount rate				Future salary increases			
	1% Decrease		1% Increase		1% decrease		1% increase	
	March 31, 2022	March 31, 2021	March 31, 2022	March 31, 2021	March 31, 2022	March 31, 2021	March 31, 2022	March 31, 2021
Impact on defined benefit obligation	7	6	(6)	(7)	(6)	(7)	7	6

Provident Fund:

Assumption Sensitivity Level	Discount rate				Interest rate guarantee			
	1% Decrease		1% Increase		1% decrease		1% increase	
	March 31, 2022	March 31, 2021	March 31, 2022	March 31, 2021	March 31, 2022	March 31, 2021	March 31, 2022	March 31, 2021
Impact on defined benefit obligation	6	7	(3)	(3)	(15)	(14)	21	14

PRMB:

Assumption Sensitivity Level	Discount rate				Medical cost inflation rate			
	1% Decrease		1% Increase		1% decrease		1% increase	
	March 31, 2022	March 31, 2021	March 31, 2022	March 31, 2021	March 31, 2022	March 31, 2021	March 31, 2022	March 31, 2021
Impact on defined benefit obligation	0	1	(0)	(0)	(0)	(0)	0	1

The sensitivity analysis above have been determined based on a method that extrapolates the impact on defined benefit obligation as a result of reasonable changes in key assumptions occurring at the end of the reporting period.

Notes to Consolidated Financial Statements

for the year ended March 31, 2022

All amounts stated are in ₹ Crore except wherever stated otherwise

The following payments are expected contributions to the defined benefit plan in future years (undiscounted):

Particulars	Gratuity		PRMB	
	March 31, 2022	March 31, 2021	March 31, 2022	March 31, 2021
Within the next 12 months (next annual reporting period)	56	50	0	0
Between 2 and 5 years	72	67	2	2
Between 5 and 10 years	52	55	2	2
Beyond 10 years	33	38	6	6
Total expected payments	213	210	10	10

The weighted average duration (based on discounted cash flows) of the defined benefit plan obligation for gratuity at the end of the reporting period is 3 -15 years (March 31, 2021: 4 -14 years) and for PRMB is 9 to 11 years (March 31, 2021: 9 to 11 years).

Risk Exposure

Through its defined benefit plans, the Group is exposed to a number of risks, the most significant of which are detailed below:-

Asset Volatility

The plan liabilities are calculated using a discount rate set with reference to bond yields, if plan assets underperform this yield, this will create a deficit. The plan asset investments is in insurance company products and in government securities. The investments are expected to earn a return in excess of the discount rate and contribute to the plan deficit.

Asset liability matching risk

The Group ensures that the investment positions are managed within an asset-liability matching (ALM) framework that has been developed to achieve long-term investments that are in line with the obligations under the employee benefit plans. Within this framework, the Group's ALM objective is to match assets to the pension obligations by investing in long-term fixed interest securities with maturities that match the benefit payments as they fall due.

Liquidity Risk

The Group actively monitors how the duration and the expected yield of investments are matching the expected cash outflows arising from the employee benefit obligations. The Group has not changed the processes used to manage its risks from previous periods.

Contribution to Defined Contribution Plans:

Particulars	2021-22	2020-21
Provident fund/ Pension fund	18	16
Superannuation fund	1	1
National Pension Scheme	2	2

34. Share - based payments

Employee Stock Option Scheme 2018 namely "DBL ESOP 2018" was adopted by the Board of Directors pursuant to the Scheme of Arrangement and Amalgamation sanctioned by Hon'ble NCLT Chennai vide its order dated April 20, 2018. Under the DBL ESOP 2018, the Parent Company granted 2 (two) new stock options ('New Options') to the eligible employees of Group, including employees of subsidiary company, in lieu of every existing 1 (one) stock option held by them under erstwhile DBEL ESOP Scheme 2011 (whether vested or unvested).

Options granted under DBL ESOP 2018 would vest in not less than one year and not more than five years from the date of grant of the options. The Nomination and Remuneration Committee of the Parent Company has approved multiple grants with related vesting conditions. Vesting of the options would be subject to continuous employment and certain performance parameters stipulated by the Nomination and Remuneration Committee. Hence the options would vest with passage of time on meeting the performance parameters.

Notes to Consolidated Financial Statements

for the year ended March 31, 2022

All amounts stated are in ₹ Crore except wherever stated otherwise

The fair value of the stock options is estimated at the grant date using the Black- Scholes option pricing model, taking into account the terms and conditions upon which the stock options were granted. However, the above performance condition is only considered in determining the number of instruments that will ultimately vest.

Details of the options granted under DBL ESOP 2018 during the year are as under:

Particulars	Grant 5	Grant 6
Date of grant	July 27, 2021	December 1, 2021
No. of options granted	1,50,000	2,640
Vesting period	2 years graded vesting	4 years graded vesting
Exercise period	3 years from vesting date	3 years from vesting date

There are no cash settlement alternatives. The Parent Company does not have a past practice of cash settlement for these stock options. Options granted under the DBL ESOP 2018 will carry no dividend or voting rights. On exercise, each option is convertible into one equity share.

The expense recognised for employee services received during the year is shown in the following table:

Particulars	March 31, 2022	March 31, 2021
Expense arising from equity-settled share-based payment transactions *	21	1
Total expense arising from share-based payment transactions	21	1

* includes ₹ Nil (March 31, 2021: ₹ 1) allocated to capital work-in-progress (refer note 45).

Movements during the year

The following table illustrates the number and weighted average exercise prices (WAEP) of, and movements in, share options during the year:

Particulars	March 31, 2022		March 31, 2021	
	Numbers	WAEP	Numbers	WAEP
Outstanding at the beginning of the year	3,16,800	158.34	6,39,000	173.03
Granted during the year	1,52,640	2.00	55,800	2.00
Exercised during the year	(2,51,160) ¹	183.33	(3,25,500) ²	173.37
Expired/ lapsed during the year	(21,000) *	191.77	(52,500) **	134.75
Outstanding at the end of the year	1,97,280	2.00	3,16,800	158.34
Exercisable at the end of the year	-	-	-	-

* Unvested options expired on retirement of employees.

** Unvested options expired on resignation of an employee.

1. The weighted average share price at the date of exercise (November 5, 2021 to February 7, 2022) of the options is Rupees 1,981.10/-

2. The weighted average share price at the date of exercise (February 1, 2021) of the options is Rupees 1,219.30/-

The weighted average remaining contractual life for the share options outstanding as at March 31, 2022 was 4.76 years (March 31, 2021: 4.90 years).

The weighted average fair value of options granted during the year is ₹ 2,231.87/- (March 31, 2021: ₹ 849.84/-).

Notes to Consolidated Financial Statements

for the year ended March 31, 2022

All amounts stated are in ₹ Crore except wherever stated otherwise

The following table list the inputs to the models used for the plan for the year ended March 31, 2022 and March 31, 2021:

Particulars	Grant 1	Grant 2	Grant 3	Grant 4	Grant 5	Grant 6
Dividend yield (%)	1.42	0.40	0.21	0.23	0.06	0.07
Expected volatility (%) *	42.76	48.58	46.92	43.11	41.70	40.90
Risk-free interest rate (%)	8.16	7.71	7.54	4.83	4.49	5.53
Average expected life of options (years)	4.50	4.53	4.51	4.20	2.83	4.20
Weighted average share price (Rupees) for each	105.95	502.05	713.80	859.83	2,244.13	1,856.48
Weighted average fair values at the measurement date	23.45	180.23	239.65	849.84	2,238.60	1,849.31
Exercise price (Rupees per share)	52.75	108.62	191.77	2.00	2.00	2.00
Date of grant	May 18, 2012	January 29, 2015	February 03, 2016	November 05, 2020	July 27, 2021	December 1, 2021

* The expected volatility was determined based on historical volatility data.

35. Leases

a) Group as a lessee

The Group has lease contracts for various land, buildings (godowns, office and residential premises), vehicles and other equipment used in its operations. Generally, the Group is restricted from assigning and subleasing the leased assets.

The Group also has certain leases of godowns and other equipment with lease terms of 12 months or less. The Group applies the 'short-term lease' recognition exemptions for these leases.

Set out below are the carrying amounts of right-of-use assets recognised and the movements during the year:

Particulars	Land	Buidlings	Vehicles	Other equipment	Total
Cost					
As at April 1, 2020	82	101	32	2	217
Less: Pursuant to loss of control in subsidiaries (refer note 54)	(13)	(1)	-	-	(14)
Additions	4	95	13	-	112
Disposals	-	(39)	(6)	-	(45)
As at March 31, 2021	73	156	39	2	270
Additions	7	24	20	5	56
Disposals *	(0)	(88)	(12)	(2)	(102)
As at March 31, 2022	80	92	47	5	224
Accumulated depreciation					
As at April 1, 2020	4	35	9	1	49
Less: Pursuant to loss of control in subsidiaries (refer note 54)	(1)	(0)	-	-	(1)
Charge for the year	4	36	12	1	53
Disposals	-	(12)	(3)	-	(15)
As at March 31, 2021	7	59	18	2	86
Charge for the year	4	29	11	1	45
Disposals *	(0)	(11)	(6)	(2)	(19)
As at March 31, 2022	11	77	23	1	112
Net block					
As at March 31, 2022	69	15	24	4	112
As at March 31, 2021	66	97	21	0	184

* includes right-of-use assets of discontinued operation, refer note 31(a).

Notes to Consolidated Financial Statements

for the year ended March 31, 2022

All amounts stated are in ₹ Crore except wherever stated otherwise

Set out below are the carrying amounts of lease liabilities and the movements during the year:

Particulars	2021-22	2020-21
As at April 1	131	99
Less: Pursuant to loss of control in subsidiaries (refer note 54)	-	(1)
Additions	56	107
Deletions*	(95)	(29)
Accretion of interest*	11	11
Payments	(46)	(56)
As at March 31	57	131
Non-current lease liabilities	40	101
Current lease liabilities	17	30

* includes lease liabilities of discontinued operation for the current year, refer note 31(a).

The maturity analysis of lease liabilities are disclosed in note 42.

The effective interest rate for lease liabilities is 8% to 10% (March 31, 2021: 8% to 10%) with maturity between 2022-2109.

The following are the amounts recognised in financial statements during the year (continuing operations):

Particulars	2021-22	2020-21
Year ended March 31		
Depreciation expense of right-of-use assets	45	53
Interest expense on lease liabilities	7	11
Expense relating to short-term leases	22	15
Total amount recognised	74	79

Note : The Group has not revalued right of use assets during the year.

b) Group as a lessor

The Group had purchased wagons under “own your wagon scheme” of Railways and leased it to Railways on rent, the wagons were recognised as assets and carried in the books at written down value. It qualifies to be recognised as finance lease arrangement where Railways is the lessee.

Future minimum lease receivables (MLR) and its present value under finance leases are as follows:

Particulars	March 31, 2022		March 31, 2021	
	Future Gross MLR	Present value of MLR	Future Gross MLR	Present value of MLR
Unguaranteed residual values	1	1	1	1
Total minimum lease payments	1	1	1	1
Less: amounts representing finance income	-	-	-	-
Present value of minimum lease payments	1	1	1	1

36. Capital and other commitments

Particulars	March 31, 2022	March 31, 2021
A) Estimated amount of contracts remaining to be executed on capital account and not provided for (net of advances)	1,120	600

Notes to Consolidated Financial Statements

for the year ended March 31, 2022

All amounts stated are in ₹ Crore except wherever stated otherwise

Particulars	March 31, 2022	March 31, 2021
B) Other commitments:		
Contractual and other payments, which does not have any bearing on the results for the previous year	-	11

37. Contingent liabilities / Litigations in respect of :

A) Not provided for:

Particulars	March 31, 2022	March 31, 2021
i) Claims against the Group not acknowledged as debts	219	218
ii) Demands raised/ show cause notices issued by following authorities in dispute (including cases which have been remanded back for re-assessment):		
- Excise and Service tax	54	58
- Customs	18	18
- Sales tax/ Entry tax/ Purchase tax/ Market fee	167	148
- Income tax matters	50	50

iii) Income tax department had carried out search operation in the office premises of erstwhile step-down subsidiary Adhunik Cement Limited (now a unit of DCBL) on March 11, 2016 (concluded on May 03, 2016), consequent to which assessment orders under Section 153(A)/143(3) of the Income Tax Act, 1961 have been passed on December 30, 2018 from AY 2011-12 to 2017-18 and there is no additional income tax liability. However, unabsorbed depreciation has been reduced on account of addition of ₹ 42 made in AY 2011-12 and against the same, an appeal was filed before the appellate authority.

The Group has not adjusted the above amounts while computing income tax/ deferred tax since the Group has been legally opined that above addition may not be tenable.

Based on favourable decisions in similar cases, legal opinion taken by the Group, discussions with the solicitors etc., the Group believes that there is a fair chance of favourable decisions in respect of the items listed above and hence no provision is considered necessary against the same.

B) The Parent Company's subsidiary namely Dalmia Cement (Bharat) Limited ('DCBL') and Bawri Group ('BG') entered into several agreements in the year 2012 wherein DCBL acquired 76% stake in one of its subsidiaries namely Calcom Cement India Limited ('Calcom'). Under the agreements, BG had to complete certain conditions as stipulated in the Shareholders' Agreement. As BG failed to complete the said conditions, DCBL issued a notice to BG requiring them to transfer their remaining shareholding as provided in the Shareholders' Agreement. BG issued a notice demanding ₹ 30 from DCBL which as per the Shareholders' Agreement was payable only on completion of the said conditions. The disputes were referred to Arbitral Tribunal and the Tribunal has passed the Award. The Award includes inter alia payment of ₹ 30 to BG along with interest;

and rejection of DCBL's claim of transfer of remaining shares of BG in Calcom. The Tribunal has also rejected DCBL's claim for refund of ₹ 32; and redemption of debentures worth ₹ 59 and awarded that in lieu of the debentures worth ₹ 59, BG shall transfer 0.01% equity in Saroj Sunrise Private Limited (a BG Group company) in favour of DCBL. The Tribunal has also awarded a cost of ₹ 16 in favour of BG.

DCBL has been legally advised that the Award is patently illegal and against the public policy of India and ought to be set aside and the same has been challenged before Hon'ble Delhi High Court. The Court has stayed the operation and execution of the Award qua the amounts awarded against DCBL subject to deposit of certain amounts with the Court, which deposit has been made. Accordingly, no adjustments have been made in this regard, to these financial statements. BG has also challenged the Award before Hon'ble Delhi High Court.

During the pendency of arbitration proceedings, without prejudice to its rights, DCBL has also exercised its right of Call Option to acquire the remaining shareholding of BG in Calcom in terms of the Shareholders' Agreement. As BG has refused to transfer the shares, DCBL shall be taking steps for enforcing its right to seek transfer of shares under Call Option.

C) Based on newspaper reports regarding rat hole mining in Meghalaya, National Green Tribunal ('NGT') had taken suo moto cognizance of the matter and initiated proceedings. NGT had constituted a Committee to look into the matter. The Committee in its Fifth report made arbitrary observations with regard to various companies regarding gap in coal used and clinker produced and basis that, estimated the amount of royalty, contribution to Meghalaya Environment Protection and Restoration Fund (MEPRF) and GST/ VAT payable by these companies.

Notes to Consolidated Financial Statements

for the year ended March 31, 2022

All amounts stated are in ₹ Crore except wherever stated otherwise

Based on the amounts mentioned in the Committee's Fifth Report, the Department of Mineral Resources, Meghalaya has demanded ₹ 50 towards payment of royalty and ₹ 36 towards MEPRF for the years 2014-15 to 2018-19. Further, the said report also mentioned the amount of ₹ 30 towards GST / VAT for which the Superintendent (Anti-Evasion) CGST and Senior Intelligence Officer, DGGI have also issued summons seeking information/ documents pertaining to payment of royalty and GST. DCBL has challenged the Fifth report and the orders passed by NGT before Hon'ble Supreme Court and vide order dated August 23, 2021, the Hon'ble Supreme Court was pleased to issue notice to the State of Meghalaya.

Based on the legal opinion and the internal legal assessment of the matter, the Group believes that it has a good contestable case. Hence, no provision is considered necessary in these financial statements.

D) CBI has filed a charge sheet against DCBL & its employees under Section 120(b) read with Section 420 of Indian Penal Code before Special Judge, CBI Cases, Hyderabad, wherein CBI has alleged that DCBL had invested in Bharathi Cement Corporation Private Limited for the benefit of one of the accused as a quid pro quo for grant of prospecting license over certain limestone bearing land in the State of Andhra Pradesh. Pursuant to above charge sheet, Special Judge, CBI Cases, Hyderabad, has taken cognizance.

Based on the allegations made in the charge sheet and documents filed therein, in the opinion of the Group, no offence is made out against DCBL and hence no adverse impact is expected to devolve on the management on conclusion of such proceedings.

E) Guarantees

Particulars	March 31, 2022	March 31, 2021
(i) Guarantees * given to a bank on behalf of others of ₹ 7 (March 31, 2021: ₹ 16) – Loan outstanding	7	6
(ii) Corporate guarantee given to a bank for issuance of bank guarantee towards grant of mining lease	12	12

* These are covered by first pari passu charge created in favour of the Parent Company's bank by way of hypothecation of current assets and receivables. The quarterly returns or statements of current asset filled by the company with a bank are in agreement with the books of accounts.

38. Details of dues to micro enterprises and small enterprises as defined under the MSMED Act, 2006

Particulars	March 31, 2022	March 31, 2021
The principal amount and the interest due thereon remaining unpaid to any supplier as at the end of each accounting year:		
- Principal amount due to micro and small enterprises	46	24
- Interest due on above	-	0
The amount of interest paid by the buyer in terms of Section 16 of the MSMED Act, 2006 along with the amounts of the payment made to the supplier beyond the appointed day during each accounting year	-	-
The amount of interest due and payable for the period of delay in making payment (which have been paid but beyond the appointed day during the year) but without adding the interest specified under the MSMED Act, 2006	-	-
The amount of interest accrued and remaining unpaid at the end of each accounting year	-	0
The amount of further interest remaining due and payable even in the succeeding years, until such date when the interest dues as above are actually paid to the small enterprise for the purpose of disallowance as a deductible expenditure under Section 23 of the MSMED Act, 2006	-	0

The above information has been determined to the extent such parties have been identified on the basis of information available with the Group and the same has been relied upon by the auditors.

Notes to Consolidated Financial Statements

for the year ended March 31, 2022

All amounts stated are in ₹ Crore except wherever stated otherwise

39. Related party disclosures

A) List of related parties and nature of relationship:

(i) Associate

1. Dalmia Bharat Refractories Limited ('DBRL') *

(ii) Joint ventures

1. Radhikapur (West) Coal Mining Private Limited,
2. Khappa Coal Company Private Limited

(iii) Subsidiary of Associate

1. Dalmia OCL Limited (a subsidiary of DBRL) *,
2. OCL China Limited (a subsidiary of DBRL) *,
3. OCL Global Limited (a subsidiary of DBRL) *,
4. Dalmia Seven Refractories Limited (a subsidiary of DBRL),
5. Dalmia GSB Refractories GmbH (a subsidiary of DBRL)

(iv) Key management personnel

1. Mr. Puneet Yadu Dalmia - Managing Director & CEO,
2. Mr. Gautam Dalmia - Managing Director,
3. Mr. Dharmender Tuteja - Chief Financial Officer (w.e.f. March 23, 2021),
4. Mr. Jayesh Doshi - Whole time Director & CFO (upto October 31, 2020),
5. Dr. Sanjeev Gemawat – Group General Counsel and Company Secretary

(v) Directors

1. Mr. Jai Hari Dalmia - Non- Executive Director (till July 8, 2021),
2. Mr. Yadu Hari Dalmia - Non- Executive Director,
3. Dr. Niddodi Subrao Rajan - Non- Executive Director ,
4. Mr. Pradeep Kumar Khaitan - Independent Director,
5. Mr. Virendra Singh Jain - Independent Director,
6. Mrs. Sudha Pillai - Independent Director

Related parties with whom transactions have taken place during the year:

(vi) Trust relating to retiral benefit plan

1. Dalmia Cement Provident Fund,
2. Dalmia Cement Bharat Executive Superannuation Fund,
3. Orissa Cement Executives Superannuation Fund,
4. Board of Trustees Provident Fund for the Employees of Kalyanpur Cements Limited,
5. Board of Trustees Provident Fund for the Supervisory Staffs of Kalyanpur Lime & Cement Works Limited

(vii) Relatives of key management personnel/ directors

1. Mrs. Bela Dalmia (mother of Mr. Puneet Yadu Dalmia),
2. Mrs. Kavita Dalmia (wife of Mr. Jai Hari Dalmia),
3. Mrs. Anupama Dalmia (wife of Mr. Gautam Dalmia),
4. Ms. Sukeshi Dalmia (daughter of Mr. Gautam Dalmia),
5. Ms. Vaidehi Dalmia (daughter of Mr. Gautam Dalmia),
6. Ms. Sumana Dalmia (daughter of Mr. Gautam Dalmia),
7. Mrs. Chandana Jayesh Doshi (upto October 31, 2020) (wife of Mr. Jayesh Doshi),
8. Mrs. Sumedha Tuteja (wife of Mr. Dharmender Tuteja),
9. Mrs. Kanita Gemawat (wife of Dr. Sanjeev Gemawat),

Notes to Consolidated Financial Statements

for the year ended March 31, 2022

All amounts stated are in ₹ Crore except wherever stated otherwise

(viii) Enterprises controlled/ jointly controlled by the key management personnel/ directors

1. Alirox Abrasives Limited,
2. Antordaya Commercial and Holdings Private Limited,
3. Arjuna Brokers & Minerals Limited,
4. Keshav Power Limited,
5. Dalmia Bharat Foundation,
6. Dalmia Bharat Sugar and Industries Limited,
7. Shree Nirman Limited,
8. Shri Chamundeswari Minerals Limited,
9. Rama Investment Company Private Limited,
10. Sita Investment Company Limited,
11. Himgiri Commercial Limited,
12. Himshikhar Investment Limited,
13. Valley Agro Industries Limited,
14. MAJ Textiles Private Limited,
15. Khaitan & Co. LLP,
16. Khaitan & Co. AOR,
17. Vishnu Charitable Trust,
18. Hippostores Technology Private Limited,
19. Vinimay Developers Private Limited

(ix) Other related parties

1. Shri Yadu Hari Dalmia C/o Y. H. Dalmia (HUF),
2. Kavita Dalmia Parivar Trust,
3. Shri Brahma Creation Trust,
4. J.H. Dalmia Trust,
5. Ku. Shrutipriya Dalmia C/o Shrutipriya Dalmia Trust

* The Scheme of Arrangement between Parent Company's subsidiary namely Dalmia Cement (Bharat) Limited ('DCBL') and its then subsidiary namely DBRL ('Scheme 1'), and the Scheme of Amalgamation of Dalmia Refractories Limited ('DRL') and its then subsidiary GSB Refractories India Private Limited ('GSB India') with DBRL ('Scheme 2'), were approved by the National Company Law Tribunal, Chennai (NCLT), vide Order dated February 3, 2022. On filing of the said order(s) with the respective Registrar of Companies, the Scheme(s) became effective on March 1, 2022 and has been given effect to from their respective Appointed Date(s) i.e. April 1, 2019 and April 1, 2020 (refer note 54).

Pursuant to aforesaid Scheme(s) becoming effective, the refractory undertaking of DCBL stands transferred and vested to DBRL from the Appointed Date i.e. April 1, 2019. All current account transactions between DCBL and the refractory undertaking (now, a unit of DBRL) from April 1, 2020 to February 28, 2022 has not been shown as related party transaction as these were done considering the refractory undertaking as a unit of DCBL.

Further, DBRL and its subsidiaries namely Dalmia OCL Limited, OCL Global Limited and OCL China Limited ceased to be subsidiary of DCBL and become associate(s) of DCBL with effect from April 1, 2020.

Notes to Consolidated Financial Statements

for the year ended March 31, 2022

All amounts stated are in ₹ Crore except wherever stated otherwise

B) The following transactions were carried out with the related parties in the ordinary course of business:

Name of related party	Nature of related party	Dividend paid	Dividend received	Interest paid	Interest received	Loans and advances given	Loans and advances received back	Remuneration Paid *	Directors sitting fees	Directors commission
Radhikapur (West) Coal Mining Private Limited	Joint venture	-	-	0	-	-	-	-	-	-
		-	-	(0)	-	-	-	-	-	-
Dalmia Bharat Sugar and Industries Limited	KMP/ directors controlled	1	9	-	-	-	-	-	-	-
		-	-	-	-	-	-	-	-	-
Dalmia Bharat Refractories Limited	Associate	0	-	-	1	-	24	-	-	-
		-	-	-	(2)	(26)	(3)	-	-	-
Dalmia Seven Refractories Limited	Subsidiary of associate	-	-	-	-	-	-	-	-	-
		-	-	-	-	-	-	-	-	-
Valley Agro Industries Limited	KMP/ directors controlled	0	-	-	-	-	-	-	-	-
		-	-	-	-	-	-	-	-	-
Antordaya Commercial and Holdings Private Limited	KMP/ directors controlled	-	-	-	-	-	-	-	-	-
		-	-	-	-	-	-	-	-	-
Alirox Abrasives Limited	KMP/ directors controlled	0	-	-	-	-	-	-	-	-
		-	-	-	-	-	-	-	-	-
Shri Chamundeswari Minerals Limited	KMP/ directors controlled	-	-	-	-	-	-	-	-	-
		-	-	-	-	-	-	-	-	-
Keshav Power Limited	KMP/ directors controlled	0	-	-	-	-	-	-	-	-
		-	-	-	-	-	-	-	-	-
Vishnu Charitable Trust	KMP/ directors controlled	-	-	-	-	-	-	-	-	-
		-	-	-	-	-	-	-	-	-
Dalmia Bharat Foundation	KMP/ directors controlled	-	-	-	-	-	-	-	-	-
		-	-	-	-	-	-	-	-	-
Shri Nirman Limited	KMP/ directors controlled	-	-	-	-	-	-	-	-	-
		-	-	-	-	-	-	-	-	-
Arjuna Brokers & Minerals Limited	KMP/ directors controlled	-	-	-	-	-	-	-	-	-
		-	-	-	-	-	-	-	-	-
Rama Investment Company Private Limited	KMP/ directors controlled	43	-	-	-	-	-	-	-	-
		-	-	-	-	-	-	-	-	-
Sita Investment Company Limited	KMP/ directors controlled	7	-	-	-	-	-	-	-	-
		-	-	-	-	-	-	-	-	-
Khaitan & Co. LLP	KMP/ directors controlled	-	-	-	-	-	-	-	-	-
		-	-	-	-	-	-	-	-	-
Khaitan & Co. AOR	KMP/ directors controlled	-	-	-	-	-	-	-	-	-
		-	-	-	-	-	-	-	-	-
Hippostores Technology Private Limited	KMP/ directors controlled	-	-	-	3	-	-	-	-	-
		-	-	-	-	-	-	-	-	-
Vinimay Developers Private Limited	KMP/ directors controlled	-	-	-	-	-	-	-	-	-
		-	-	-	-	-	-	-	-	-
Others	KMP/ directors controlled	1	-	-	-	-	-	-	-	-
		-	-	-	-	-	-	-	-	-
Dalmia Cement Provident Fund	Trust relating to retiral benefit plan	-	-	-	-	-	-	-	-	-
		-	-	-	-	-	-	-	-	-
Dalmia Cement Bharat Executive Superannuation Fund	Trust relating to retiral benefit plan	-	-	-	-	-	-	-	-	-
		-	-	-	-	-	-	-	-	-
Orissa Cement Executives Superannuation Fund	Trust relating to retiral benefit plan	-	-	-	-	-	-	-	-	-
		-	-	-	-	-	-	-	-	-

Notes to Consolidated Financial Statements

for the year ended March 31, 2022

All amounts stated are in ₹ Crore except wherever stated otherwise

Name of related party	Nature of related party	Dividend paid	Dividend received	Interest paid	Interest received	Loans and advances given	Loans and advances received back	Remuneration Paid *	Directors sitting fees	Directors commission
Board of Trustees Provident Fund for the Employees of Kalyanpur Cements Limited	Trust relating to retiral benefit plan	-	-	-	-	-	-	-	-	-
Board of Trustees Provident Fund for the Supervisory Staffs of Kalyanpur Lime & Cement Works Limited	Trust relating to retiral benefit plan	-	-	-	-	-	-	-	-	-
Mr. Puneet Yadu Dalmia	KMP	-	-	-	-	-	-	22	-	-
		-	-	-	-	-	-	(20)	-	-
Mr. Gautam Dalmia	KMP	0	-	-	-	-	-	20	0	-
		-	-	-	-	-	-	(15)	(0)	-
Mr. Dharmender Tuteja	KMP	-	-	-	-	-	-	2	-	-
		-	-	-	-	-	-	(0)	-	-
Mr. Jayesh Doshi	KMP	-	-	-	-	-	-	-	-	-
		-	-	-	-	-	-	(3)	-	-
Dr. Sanjeev Gemawat	KMP	-	-	-	-	-	-	2	-	-
		-	-	-	-	-	-	(2)	-	-
Mr. Jai Hari Dalmia	Non- Executive Director	-	-	-	-	-	-	4	-	-
		-	-	-	-	-	-	(6)	(0)	-
Mr. Yadu Hari Dalmia	Non- Executive Director	-	-	-	-	-	-	13	0	-
		-	-	-	-	-	-	(10)	(0)	-
Dr. Niddodi Subrao Rajan	Non- Executive Director	-	-	-	-	-	-	-	0	0
		-	-	-	-	-	-	-	(0)	(0)
Mr. Pradeep Kumar Khaitan	Director	-	-	-	-	-	-	-	0	0
		-	-	-	-	-	-	-	(0)	(0)
Mr. Virendra Singh Jain	Director	-	-	-	-	-	-	-	0	0
		-	-	-	-	-	-	-	(0)	(0)
Mrs. Sudha Pillai	Director	-	-	-	-	-	-	-	0	0
		-	-	-	-	-	-	-	(0)	(0)
Others	Relatives of KMP/ directors	0	-	-	-	-	-	-	-	-
		-	-	-	-	-	-	-	-	-
Others	Other related parties	3	-	-	-	-	-	-	-	-
		-	-	-	-	-	-	-	-	-

All figures in () represent amount for the year ended March 31, 2021.

* KMP are covered under the Group Gratuity Scheme along with other employees of the Group. The gratuity and leave liability is determined for all the employees on an overall basis, based on the actuarial valuation done by an independent actuary. The specific amount of gratuity and leave liability for KMP cannot be ascertained separately, except for the amount actually paid.

Notes to Consolidated Financial Statements

for the year ended March 31, 2022

All amounts stated are in ₹ Crore except wherever stated otherwise

C) Balance outstanding at year end:

Name of related party	Nature of related party	Interest receivable	Interest payable	Borrowings
Radhikapur (West) Coal Mining Private Limited	Joint venture	-	0	5
		-	(0)	(5)
Dalmia Bharat Sugar and Industries Limited	KMP/ directors controlled	-	-	-
		-	-	-
Dalmia Bharat Refractories Limited	Associate	-	-	-
		(1)	-	-
Dalmia Seven Refractories Limited	Subsidiary of associate	-	-	-
		-	-	-
Dalmia Bharat Foundation	KMP/ directors controlled	-	-	-
		-	-	-
Shree Nirman Limited	KMP/ directors controlled	-	-	-
		-	-	-
Shri Chamundeswari Minerals Limited	KMP/ directors controlled	-	-	-
		-	-	-
Vishnu Charitable Trust	KMP/ directors controlled	-	-	-
		-	-	-
Khaitan & Co. LLP	KMP/ directors controlled	-	-	-
		-	-	-
Khaitan & Co. AOR	KMP/ directors controlled	-	-	-
		-	-	-
Hippostores Technology Private Limited	KMP/ directors controlled	3	-	-
		-	-	-
Dalmia Cement Provident Fund	Trust relating to retiral benefit plan	-	-	-
		-	-	-
Dalmia Cement Bharat Executive Superannuation Fund	Trust relating to retiral benefit plan	-	-	-
		-	-	-
Orissa Cement Executives Superannuation Fund	Trust relating to retiral benefit plan	-	-	-
		-	-	-
Board of Trustees Provident Fund for the Employees of Kalyanpur Cements Limited	Trust relating to retiral benefit plan	-	-	-
		-	-	-
Board of Trustees Provident Fund for the Supervisory Staffs of Kalyanpur Lime & Cement Works Limited	Trust relating to retiral benefit plan	-	-	-
		-	-	-
Mr. Puneet Yadu Dalmia	KMP	-	-	-
		-	-	-
Mr. Gautam Dalmia	KMP	-	-	-
		-	-	-
Mr. Dharmender Tuteja	KMP	-	-	-
		-	-	-
Mr. Jai Hari Dalmia	Non- Executive Director	-	-	-
		-	-	-
Mr. Yadu Hari Dalmia	Non- Executive Director	-	-	-
		-	-	-
Dr. Niddodi Subrao Rajan	Non- Executive Director	-	-	-
		-	-	-
Mrs. Sudha Pillai	Director	-	-	-
		-	-	-
Mr. Pradeep Kumar Khaitan	Director	-	-	-
		-	-	-
Mr. Virendra Singh Jain	Director	-	-	-
		-	-	-
Total		3	0	5
		(1)	(0)	(5)

All figures in () represent balance outstanding as at March 31, 2021.

Investment with related parties are disclosed in note 5 and 6(i).

Notes to Consolidated Financial Statements

for the year ended March 31, 2022

All amounts stated are in ₹ Crore except wherever stated otherwise

D) Transactions with key management personnel

Compensation of key management personnel (including directors) of the Parent Company:-

Particulars	March 31, 2022	March 31, 2021
Short-term employee benefits	54	50
Post-employment benefits	9	6
Share-based payment transactions	0	-
Total compensation paid to key management personnel *	63	56

The amounts disclosed in the table are the amounts recognised as an expense during the reporting period relating to key management personnel.

* Remuneration to the key managerial personnel does not include provision made for gratuity and leave benefits as they are determined on actuarial basis for the Group as a whole.

E) Directors' interests in the Employees Stock Option Scheme

No share options are held by the Directors under the employees stock option scheme as on the reporting dates.

F) The transactions with related parties have been made on terms equivalent to those that prevail in arm's length transactions.

40. Financial instruments by category

Below, is a comparison by class of the carrying amounts and fair value of the Group's financial instruments, other than those with carrying amounts that are reasonable approximations of fair values:

Particulars	Notes	Carrying value		Fair value	
		March 31, 2022	March 31, 2021	March 31, 2022	March 31, 2021
Financial assets					
Financial assets carried at amortised cost					
Investment in redeemable non-convertible debentures	6(i)	120	-	120	-
Loans to employees	6(ii) & 9(v)	19	21	19	21
Loans to a related party	9(v)	-	23	-	23
Loans to others	9(v)	0	33	0	33
Security deposits	6(iii) & 9(vi)	119	84	119	84
Subsidies/ Incentives receivable	6(iii) & 9(vi)	663	662	663	662
Deposit with banks having remaining maturity of more than twelve months	6(iii)	5	9	5	9
Trade receivables	9(ii)	673	511	673	511
Cash and cash equivalents	9(iii)	140	195	140	195
Bank balances other than above	9(iv)	20	52	20	52
Others	6(iii) & 9(vi)	47	34	47	34
Financial assets carried at fair value through profit or loss					
Foreign currency forward / option contracts	9(vi)	1	3	1	3
Investment in equity shares (quoted)	6(i)	-	0	-	0
Investment in equity shares (unquoted)	6(i)	-	0	-	0
Investment in mutual funds	6(i) & 9(i)	1,264	1,021	1,264	1,021
Investment in alternative investment fund	9(i)	1	5	1	5
Investment in tax free bonds (quoted)	6(i)	0	0	0	0
Investment in others (unquoted)	6(i)	1	1	1	1
Investment in corporate bonds	9(i)	143	273	143	273
Financial assets carried at fair value through OCI					
Investment in equity shares (quoted)	6(i) & 9(i)	3,702	2,271	3,702	2,271
Investment in compulsorily participative convertible preference shares	6(i)	29	24	29	24
Financial liabilities					
Financial liabilities carried at amortised cost					
Borrowings (including current maturity of long term borrowings)	14(i) & 19(i)	3,119	3,708	3,119	3,708
Security deposits received	19(iii)	680	590	680	590
Lease liabilities	35(a)	57	131	57	131
Trade payable	19(ii)	850	899	850	899
Other financial liabilities	14(ii) & 19(iii)	796	690	796	690
Financial liabilities carried at fair value through profit or loss					
Foreign currency forward/ option contracts	19(iii)	3	2	3	2

Notes to Consolidated Financial Statements

for the year ended March 31, 2022

All amounts stated are in ₹ Crore except wherever stated otherwise

The management assessed that cash and cash equivalents, other bank balances, trade receivables, other current financial assets (except derivative financial instruments), trade payables and other current financial liabilities (except derivative financial liabilities) approximate their carrying amounts largely due to the short-term maturities of these instruments.

The fair value of the financial assets and liabilities is included at the amount at which the instrument could be exchanged in a current transaction between willing parties, other than in a forced or liquidation sale. The following methods and assumptions were used to estimate the fair values :

- Long-term fixed-rate and variable-rate receivables/ deposit/ investment are evaluated by the Group based on parameters such as interest rates, risk factors, individual credit worthiness of the customer and the risk characteristics of the financed project. Based on this evaluation, allowances are taken into account for the expected credit losses of these receivables.
- The fair value of unquoted instruments, loans from banks and other financial liabilities as well as other non-current financial liabilities are estimated by discounting future cash flows using rates currently available for debt on similar terms, credit risk and remaining maturities.
- The fair value of investment in equity shares and corporate bonds are based on quoted market price at the reporting date. Fair value of investment in mutual funds, alternative investment fund and venture capital fund are based on market observable inputs i.e. Net Asset Value at the reporting date.
- The fair values of the derivative financial instruments are determined using valuation techniques, which employs the use of market observable inputs. The derivatives are entered into with the banks / counterparties with investment grade credit ratings.
- The fair values of the Group's interest-bearing borrowings are determined by using Discounted Cash Flow (DCF) method using discount rate that reflects the issuer's borrowing rate as at the end of the reporting period. The own non-performance risk as at March 31, 2022 was assessed to be insignificant.

Description of significant unobservable inputs to valuation (Level 3):

- Discount rate are determined using prevailing bank lending rate
- The fair values of financial assets and liabilities are determined using the discounted cash flow analysis

Reconciliation of fair value measurement of financial assets categorised at level 3:

Particulars	Investment in unquoted equity shares (At FVTPL)	Investment in compulsorily convertible preference shares (At FVTOCI)
As at April 1, 2020	0	23
Re-measurement recognised in profit and loss	0	-
Re-measurement recognised in OCI	-	1
Purchases	-	-
Sales	-	-
As at March 31, 2021	0	24
Re-measurement recognised in profit and loss	(0)	-
Re-measurement recognised in OCI	-	5
Purchases	-	-
Sales	-	-
As at March 31, 2022	0	29

41. Fair value hierarchy

The Group uses the following hierarchy for determining and disclosing the fair value of financial instruments by valuation technique:

Level 1: quoted (unadjusted) prices in active markets for identical assets or liabilities

Level 2: other techniques for which all inputs that have a significant effect on the recorded fair value are observable, either directly or indirectly

Level 3: techniques that use inputs that have a significant effect on the recorded fair value that are not based on observable market data

Notes to Consolidated Financial Statements

for the year ended March 31, 2022

All amounts stated are in ₹ Crore except wherever stated otherwise

The following table provides the fair value measurement hierarchy of the Group's assets and liabilities:

Quantitative disclosures fair value measurement hierarchy for assets as at March 31, 2022:

Particulars	Total	Quoted prices in active markets (Level 1)	Significant observable inputs (Level 2)	Significant unobservable inputs (Level 3)
Assets for which fair values are disclosed (note 40)				
Investment in redeemable non-convertible debentures	120	-	-	120
Loans to employees	19	-	-	19
Loans to others	0	-	-	0
Security deposits	119	-	-	119
Subsidies/ Incentives receivable	663	-	-	663
Deposit with banks having remaining maturity of more than twelve months	5	-	5	-
Trade receivables	673	-	-	673
Cash and cash equivalents	140	-	-	140
Bank balances other than above	20	-	-	20
Others	47	-	-	47
Liabilities for which fair values are disclosed (note 40)				
Borrowings (including current maturity of long term borrowings)	3,119	-	3,119	-
Security deposits received	680	-	-	680
Lease liabilities	57	-	-	57
Trade payable	850	-	-	850
Other financial liabilities	796	-	-	796
Assets measured at fair value				
Foreign currency forward / option contracts	1	-	1	-
Investment in equity shares (quoted)	3,702	3,702	-	-
Investment in mutual funds	1,264	-	1,264	-
Investment in alternative investment fund	1	-	1	-
Investment in tax free bonds (quoted)	0	0	-	-
Investment in others (unquoted)	1	-	1	-
Investment in corporate bonds	143	143	-	-
Investment in compulsorily participative convertible preference shares	29	-	-	29
Liabilities measured at fair value				
Foreign currency forward/ option contracts	3	-	3	-

There have been no transfers between Level 1 and Level 2 during the year ended March 31, 2022.

Quantitative disclosures fair value measurement hierarchy for assets as at March 31, 2021:

Particulars	Total	Quoted prices in active markets (Level 1)	Significant observable inputs (Level 2)	Significant unobservable inputs (Level 3)
Assets for which fair values are disclosed (note 40)				
Loans to employees	21	-	-	21
Loans to a related party	23	-	-	23
Loans to others	33	-	-	33
Security deposits	84	-	-	84
Subsidies/ Incentives receivable	662	-	-	662
Deposit with banks having remaining maturity of more than twelve months	9	-	9	-
Trade receivables	511	-	-	511

Notes to Consolidated Financial Statements

for the year ended March 31, 2022

All amounts stated are in ₹ Crore except wherever stated otherwise

Particulars	Total	Quoted prices in active markets (Level 1)	Significant observable inputs (Level 2)	Significant unobservable inputs (Level 3)
Cash and cash equivalents	195	-	-	195
Bank balances other than above	52	-	-	52
Others	34	-	-	34
Liabilities for which fair values are disclosed (note 40)				
Borrowings (including current maturity of long term borrowings)	3,708	-	3,708	-
Security deposits received	590	-	-	590
Lease liabilities	131	-	-	131
Trade payable	899	-	-	899
Other financial liabilities	690	-	-	690
Assets measured at fair value				
Foreign currency forward / option contracts	3	-	3	-
Investment in equity shares (quoted)	2,271	2,271	-	-
Investment in equity shares (unquoted)	0	-	-	0
Investment in mutual funds	1,021	-	1,021	-
Investment in alternative investment fund	5	-	5	-
Investment in tax free bonds (quoted)	0	0	-	-
Investment in others (unquoted)	1	-	1	-
Investment in corporate bonds	273	273	-	-
Investment in compulsorily participative convertible preference shares	24	-	-	24
Liabilities measured at fair value				
Foreign currency forward/ option contracts	2	-	2	-

There have been no transfers between Level 1 and Level 2 during the year ended March 31, 2021.

42. Financial risk management objectives and policies

The Group's principal financial liabilities, other than derivatives, comprise borrowings, trade and other payables. The main purpose of these financial liabilities is to finance the Group's operations and to provide guarantees to support its operations. The Group's principal financial assets include loans, investments, trade and other receivables, cash and cash equivalents and other financial assets that derive directly from its operations. The Group also enters into derivative transactions.

The Group is exposed to market risk, credit risk and liquidity risk. The Group's senior management oversees the management of these risks and also ensure that the Group's financial risk activities are governed by appropriate policies and procedures and that financial risks are identified, measured and managed in accordance with the Group's policies and risk objectives. All derivative activities for risk management purposes are carried out by specialist teams that have the appropriate skills, experience and supervision. It is the Group's policy that no trading in derivatives for speculative purposes will be undertaken.

The Board of Directors reviews and agrees policies for managing each of these risks, which are summarised below:

I. Market risk

Market risk is the risk that the fair value of future cash flows of a financial instrument will fluctuate because of changes in market prices. Market risk comprises three types of risk: interest rate risk, currency risk and other price risk. Financial instruments affected by market risk include investments and deposits, trade receivables, trade payables, loans and borrowings and derivative financial instruments.

The Group manages market risk through a treasury department, which evaluates and exercises independent control over the entire process of market risk management. The treasury department recommends risk management objectives and policies, which are approved by Senior Management and the Audit Committee. The activities of this department include management of cash resources, implementing hedging strategies for foreign currency exposures, borrowing strategies and ensuring compliance with market risk limits and policies.

The analysis exclude the impact of movements in market variables on: the carrying values of gratuity and other post-retirement obligations and provisions.

Notes to Consolidated Financial Statements

for the year ended March 31, 2022

All amounts stated are in ₹ Crore except wherever stated otherwise

Interest rate risk

Interest rate risk is the risk that the fair value or future cash flows of a financial instrument will fluctuate because of changes in market interest rates. In order to optimize the Group's position with regards to interest income and interest expenses to manage the interest rate risk, treasury performs a comprehensive corporate interest rate risk management by balancing the proportion of fixed rate and floating rate financial instruments in its total portfolio.

Interest rate sensitivity

The following table demonstrates the sensitivity to a reasonably possible change in interest rates on the unhedged portion of loans and borrowings. With all other variables held constant, the Group's profit before tax is affected through the impact on floating rate borrowings, as follows:

Particulars	Increase/ decrease in basis points	Effect on profit before tax
March 31, 2022		
INR	+ 50 BPS	(10)
INR	- 50 BPS	10
USD	+ 50 BPS	(1)
USD	- 50 BPS	1
EURO	+ 50 BPS	(0)
EURO	- 50 BPS	0
March 31, 2021		
INR	+ 50 BPS	(10)
INR	- 50 BPS	10
USD	+ 50 BPS	(2)
USD	- 50 BPS	2
EURO	+ 50 BPS	(1)
EURO	- 50 BPS	1

Foreign currency risk

Foreign currency risk is the risk that the fair value or future cash flows of an exposure will fluctuate because of changes in foreign exchange rates. The Group's exposure to the risk of changes in foreign exchange rates relates primarily to the Group's operating and financing activities and the same are hedged in line with established risk management policies of the Group including use of foreign exchange forward contracts and options.

When a derivative is entered into for the purpose of being a hedge, the Group negotiates the terms of those derivatives to match the terms of the hedged exposure. For hedges of forecast transactions, the derivatives cover the period of exposure from the point the cash flows of the transactions are forecasted up to the point of settlement of the resulting receivable or payable that is denominated in the foreign currency.

Foreign currency sensitivity

The following tables demonstrate the sensitivity to a reasonably possible change in USD and EURO and others exchange rates, with all other variables held constant. The impact on the Group's profit before tax is due to changes in the fair value of monetary assets and liabilities including non-designated foreign currency derivatives.

Particulars	Change in foreign currency rate	Effect on profit before tax March 31, 2022	Effect on profit before tax March 31, 2021
USD	+5%	(12)	(21)
	-5%	12	19
EURO and Others	+5%	(0)	(11)
	-5%	0	11

Commodity price risk

Commodity price risk for the Group is mainly related to fluctuations in coal and pet coke prices linked to various external factors, which can affect the production cost of the Group. Since the Energy costs is one of the primary costs drivers, any fluctuation in fuel prices can lead to drop in operating margin. To manage this risk, the Group take steps to optimize the fuel mix and to pursue longer term and fixed contracts, where considered necessary. Additionally, processes and policies related to such risks are reviewed and controlled by senior management and fuel requirement are monitored by the central procurement team.

Notes to Consolidated Financial Statements

for the year ended March 31, 2022

All amounts stated are in ₹ Crore except wherever stated otherwise

II. Credit risk

Credit risk is the risk that a counter party will not meet its obligations under a financial instrument or customer contract, leading to a financial loss. The Group is exposed to credit risk from its operating activities (primarily trade receivables) and from its financing activities, including deposits and other financial instruments.

Trade receivables

Customer credit risk is managed by each business unit subject to the Group's established policy, procedures and control relating to customer credit risk management. Outstanding customer receivables are regularly monitored.

An impairment analysis is performed at each quarter end on an individual basis. The maximum exposure to credit risk at the reporting date is the carrying value of each class of financial assets disclosed in note 9(ii). The Group has no significant concentration of credit risk with any counter party.

Ageing	Upto 180 days	More than 180 days	Total
As at March 31, 2022			
Gross carrying amount (A)	655	50	705
Expected credit losses (B)	0	32	32
Net carrying amount (A-B)	655	18	673
As at March 31, 2021			
Gross carrying amount (A)	491	77	568
Expected credit losses (B)	-	57	57
Net carrying amount (A-B)	491	20	511

Financial instruments and cash deposits

Credit risk from balances with banks and financial institutions is managed by the Group's treasury department in accordance with the Group's policy. Investments of surplus funds are made only with approved authorities. Credit limits of all authorities are reviewed by the management on regular basis. All balances with banks and financial institutions is subject to low credit risk due to good credit ratings assigned to the Group.

The Group's maximum exposure to credit risk for the components of the balance sheet at March 31, 2022 and March 31, 2021 is the carrying amounts of each class of financial assets.

III. Liquidity risk

Liquidity risk is defined as the risk that the Group will not be able to settle or meet its obligations on time or at reasonable price. The Group's treasury department monitors liquidity on an ongoing basis through rolling cash flow forecasts. The Group's objective is to maintain a balance between continuity of funding and flexibility through the use of bank loans, debentures and cash credit facilities. Approximately 38% of the Group's debt will mature in less than one year at March 31, 2022 (March 31, 2021: 45%) based on the carrying value of borrowings reflected in the financial statements.

The Group assessed the concentration of risk with respect to refinancing its debt and concluded it to below.

The table below summarises the maturity profile of the Group's financial liabilities based on contracted undiscounted payments (excluding transaction cost on borrowings).

Ageing	Less than 1 Year	1 to 5 years	More than 5 years	Total	Carrying value
As at March 31, 2022					
Borrowings	1,201	1,264	757	3,222	3,119
Lease liabilities	31	40	177	248	57
Trade payables	850	-	-	850	850
Other financials liabilities	1,476	3	-	1,479	1,479
As at March 31, 2021					
Borrowings	1,662	1,204	973	3,839	3,708
Lease liabilities	42	59	377	478	131
Trade payables	899	-	-	899	899
Other financials liabilities	1,277	5	-	1,282	1,282

Notes to Consolidated Financial Statements

for the year ended March 31, 2022

All amounts stated are in ₹ Crore except wherever stated otherwise

43. Capital management

For the purpose of the Group's capital management, capital includes issued equity capital, securities premium and all other equity reserves attributable to the equity shareholders and net debt includes interest bearing loans and borrowings and interest accrued and due thereon less current investments, cash and cash equivalents and other bank balances and receivables. The primary objective of the Group's capital management is to safeguard continuity, maintain a strong credit rating and healthy capital ratios in order to support its business and provide adequate return to shareholders through continuing growth.

The Group manages its capital structure and makes adjustments in light of changes in economic conditions and the requirements of the financial covenants. The funding requirement is met through a mixture of equity, internal accruals, long term borrowings and short term borrowings. The Group monitors capital using a gearing ratio, which is net debt divided by total capital plus net debt.

In order to achieve this overall objective, the Group's capital management, amongst other things, aims to ensure that it meets financial covenants attached to the interest-bearing loans and borrowings that define capital structure requirements.

Particulars	March 31, 2022	March 31, 2021
Long term borrowings	1,922	2,089
Short term borrowings	1,197	1,619
Interest accrued and due on borrowings	21	18
Less : Current investments	(4,399)	(3,293)
Less : Cash and cash equivalents	(140)	(195)
Less : Bank balances other than cash and cash equivalents	(15)	(46)
Less : Loan to a related party	-	(24)
Less : Interest accrued on above assets	(7)	(14)
Net debt	(1,421)	154
Total capital	15,687	12,810
Capital and net debt	14,266	12,964
Gearing ratio	N/A	1.19%

To maintain or adjust the capital structure, the Group review the fund management at regular intervals and take necessary actions to maintain the requisite capital structure.

No changes were made in the objectives, policies or processes for managing capital during the years ended March 31, 2022 and March 31, 2021.

44. Movement of provision during the year:

Particulars	Mines reclamation	Export promotion capital goods	Contingencies	Enterprise social commitment
As at April 1, 2020	56	1	4	-
Less: Pursuant to loss of control in subsidiaries (refer note 54)	(7)	-	-	-
Additions	5	0	6	40
Utilised	(0)	-	-	(2)
Interest on unwinding	3	-	-	0
As at March 31, 2021	57	1	10	38
Additions	3	0	-	5
Utilised	-	-	(7)	(19)
Interest on unwinding	4	-	-	1
As at March 31, 2022	64	2	3	25

Mines reclamation

The Group records a provision for mine reclamation cost until the closure of mine. Mine reclamation costs are provided at the present value of expected costs to settle the obligation using estimated cash flows.

Notes to Consolidated Financial Statements

for the year ended March 31, 2022

All amounts stated are in ₹ Crore except wherever stated otherwise

Export promotion capital goods (EPCG)

In earlier years, the Group availed export promotion capital goods licenses. The Group will be able to fulfill a portion of the export obligation within the stipulated time and consequently has made adequate provisions in the books of account.

Contingencies

The Group has made provision in respect of probable contingent liabilities. The Group has assessed that the probability of paying this amount is high. The Parent Company, in the previous year, had made provision amounting to ₹ 6 in respect of probable contingent liabilities on the assessment that the probability of paying this amount is high, along with provision for doubtful deposit and advance aggregating ₹ 4, with respect to one of the vendor for providing services. During year ended March 31, 2022, the Parent Company has fully settled this liability and correspondingly, reversed these provisions and the net impact has been accounted for in the statement of profit and loss.

Enterprise social commitment

Enterprise social commitment is the amount to be spent on social and economic development of the surrounding area where new project is being setup. This is generally defined as a certain percentage of the total cost of the project. This has been appropriately discounted wherever necessary.

- 45.** During the year, the Group has incurred directly attributable expenditure related to acquisition/ construction of property, plant and equipment/intangible assets and therefore accounted for the same as pre-operative expenses under capital work-in-progress/intangible assets under development.

Details of such expenses capitalised and carried forward are given below

Particulars	March 31, 2022	March 31, 2021
Brought forward from last year	247	387
Expenditure incurred during the year		
Cost of raw materials consumed	44	120
Purchases of stock in trade	-	12
Employees benefits expense		
a) Salaries, wages and bonus	69	108
b) Contribution to provident and other funds	2	3
c) Gratuity expense	2	1
d) Employee stock option scheme	-	1
e) Workmen and staff welfare expenses	1	3
Interest cost *	39	94
Depreciation and amortisation expense	29	33
Power and fuel	73	88
Freight charges	23	4
Other expenses		
a) Consumption of stores and spare parts	2	6
b) Repairs and maintenance - Plant and machinery	12	4
c) Rent	1	2
d) Rates and taxes	0	2
e) Insurance	1	0
f) Professional charges	8	13
g) Travelling and conveyance	2	3
h) Enterprise social commitment (refer note 44)	7	40
i) Miscellaneous expenses	13	16
Total expenditure during the year	328	553
Less : Trial run production transferred from inventory	(29)	(7)
Less : Revenue from operations during trial run	(91)	(212)
Net expenditure	208	334
Less : Provision for impairment during the year	(11)	-
Less : Capitalised during the year	(330)	(474)
Capitalisation of expenditure (pending for allocation)	114	247
(i) Carried forward as part of Capital work-in-progress **	114	189
(ii) Carried forward as part of Intangible asset under development	-	58

* Interest comprises of:

- (i) ₹ Nil (March 31, 2021: ₹ 38) on specific borrowings taken for new cement plant in Odisha along with new grinding capacity in eastern part of India; and
(ii) ₹ 20 (March 31, 2021: ₹ 51) on general borrowings for (a) new cement plants in Odisha along with new grinding capacity in eastern part of India and (b) other qualifying assets, using the weighted average interest rate applicable during the year which is 5.50% p.a. - 5.88% p.a. (March 31, 2021: 6.73% p.a. - 7.57% p.a.).

** included ₹ Nil (March 31, 2021 : ₹ 64) for new grinding capacity in eastern part of India (refer note 50).

Notes to Consolidated Financial Statements

for the year ended March 31, 2022

All amounts stated are in ₹ Crore except wherever stated otherwise

- 46.** The Group has debited direct expenses relating to limestone mining, captive power generation etc. to cost of raw material consumed, power and fuel and other expenses as under:

Particulars	2021-22	2020-21
Cost of raw materials consumed	481	352
Power and fuel	87	71
Other expenses:		
Repairs and maintenance - Plant and machinery	100	77
Miscellaneous expenses	0	2
Total	668	502

These expenses if reclassified on 'nature of expense' basis will be as follows:

Particulars	2021-22	2020-21
Employee benefit expenses	40	35
Power and fuel	48	26
Other expenses :		
Consumption of stores & spare parts	215	144
Repairs and maintenance - Plant and machinery	51	47
Repairs and maintenance - Buildings	1	0
Repairs and maintenance – Others	11	7
Rent	3	1
Rates and taxes (including royalty on limestone)	270	202
Insurance	1	1
Professional charges	1	0
Miscellaneous expenses	40	41
Other operating revenue:		
Sundry sales / income	(13)	(2)
Total	668	502

47. Derivatives

Derivatives not designated as hedging instruments

The Group uses foreign currency denominated borrowings and foreign exchange forward contracts (including option contracts - seagull structure) to manage some of its transaction exposures. The foreign exchange forward contracts and foreign exchange option contracts are not designated as cash flow hedges and are entered into for periods consistent with foreign currency exposure of the underlying transactions, generally from one to thirty six months.

Foreign currency risk

The Group has entered into foreign exchange forward contracts and foreign exchange option contracts with the intention to reduce the foreign exchange risk on repayment of buyer's credit, foreign currency loan and import letter of credit, these contracts are not designated in hedge relationships and are measured at fair value through profit or loss.

The foreign exchange forward contract and option contract balances vary with the level of expected foreign currency payment and changes in foreign exchange rates.

Particulars	March 31, 2022		March 31, 2021	
	Assets	Liabilities	Assets	Liabilities
Fair value of foreign currency forward/ option contracts measured at fair value through profit or loss	1	3	3	2

Notes to Consolidated Financial Statements

for the year ended March 31, 2022

All amounts stated are in ₹ Crore except wherever stated otherwise

48. (i) The Group reviews trade receivables on regular intervals and takes necessary steps (including legal action wherever required) for the recovery of these balances. The Group is confident to realise the value stated good in the financial statements. The Group follows the expected credit loss model in respect of any such situations as stated in note 1B(iii)(t) of the financial statements, it believes that such amount is sufficient to cover for any possible loss.

(ii) Subsidies/ incentive receivable

The Group reviews subsidies/ incentive receivables on regular intervals and takes necessary steps (including legal action wherever required) for the recovery of these balances. The Group is confident to realise the value stated good in the financial statements.

(a) The Parent Company's subsidiary namely DCBL is entitled to Industrial Promotional Assistance (IPA) under The West Bengal State Support for Industries Scheme, 2013 which is ninety percent (90%) of net VAT paid for a period of nine years from the date of starting commercial production limited to 75% of fixed capital investment which is effective from September 1, 2013 to August 31, 2018 in relation to the cement manufacturing unit– Bengal Cement Works located at Salboni, Paschim Midnapore. The total IPA on net VAT/GST paid as accrued by DCBL is ₹ 250 and is included under the head 'Subsidies receivable' in note 9(vi) of the financial statements. DCBL has submitted all the relevant documents and information within the scheduled time with the authority and is eligible for the receipt of incentive as and when documents were submitted with authority. The matter is being pursued with the authorities and the Group is hopeful of receiving the amount in due course.

(b) DCBL is entitled to Incentive - VAT re-imburement under Industrial Policy Resolution – 2007 (IPR-07) seventy- five percent (75%) of net VAT paid for a period of ten years from the date of starting commercial production limited to 200% of fixed capital investment. Under this policy, DCBL is certified as a Thrust Sector and have received the approved VAT reimbursement amount upto June 2017. The Policy was amended by a resolution dated 18-08-2020 whereby the cement manufacturing / grinding units were relegated to the exception clause for availment of SGST re-imburement. The matter was adjudicated by the Hon'ble High Court of Orissa in M/s Ultratech Cement Limited Vs. State of Orissa. It was clarified that the said amendment in the policy would have prospective effect and would not affect the entitlement of the petitioner to the incentives for the period prior to the said amendment. Pursuant to this judgement, DCBL has made representations to the Department of Industries for processing the reimbursement accrued by DCBL to the tune of ₹ 96, which is

included under the head 'Subsidies receivable' in note 9(vi) of the financial statements. The matter is being pursued with the authorities and given the favourable judgment of the High Court, the Group is hopeful of receiving the amount in due course.

(c) In terms of Andhra Pradesh Industrial Investment Promotion Policy, DCBL claimed Fuel Surcharge Adjustment charges paid to Department of Industries. The said claim was rejected by the said department, which has been challenged by way of a writ petition before the High Court of Andhra Pradesh. The said petition is pending. The total amount due for recovery as at the balance sheet date is ₹ 18 and is included under the head 'Subsidies/ Incentive receivable' in note 6(iii) of the financial statements.

49. Subsidies accrued under the State Industrial Policy

(i) During the year ended March 31, 2022, the State Government of Bihar has sanctioned incentive package to Dalmia DSP Limited, a step-down subsidiary of the Group, towards reimbursement of (i) 80% State Goods and Service Tax (SGST) for a period of 5 years on sale of manufactured goods, (ii) electricity duty for a period of 5 years; and (iii) interest under interest subvention scheme for a period of 3 years, from the date of commencement of commercial production under Bihar Industrial Investment Promotion Policy, 2016.

Consequently, the Group has recognised total incentive income of ₹ 75 (₹ 70 included under 'revenue from operations' (note 22), and ₹ 5 included under 'power and fuel cost') in the statement of profit and loss for the year ended March 31, 2022, out of which ₹ 50 pertains to the period April 1, 2019 to March 31, 2021. Further, incentive under interest subvention scheme of ₹ 2 has been adjusted from the cost of property, plant and equipment (refer note 2).

(ii) During the year ended March 31, 2022, Murli Industries Limited ('MIL'), a step-down subsidiary of the Group, received eligibility certificate for the Industrial Promotion Subsidy under the Package Scheme of Incentives, pursuant to which MIL is granted incentives towards reimbursement of (i) 100% State Goods and Service Tax (SGST) for a period of 15 years 3 months and 12 days on sale of manufactured goods, and (ii) electricity duty for a period of 10 years 3 months and 12 days from the date of commercial production, under 2007 package scheme of Incentive notified under Government resolution. Consequently, the Group has recognised incentive income of ₹ 11 included under 'revenue from operations' (note 22) in the statement of profit and loss for the year ended March 31, 2022.

50. (i) The Group has started commercial production from its new cement grinding plant having capacity of 2.25 MnTPA at Dalmia DSP Unit- II near Cuttack, Odisha with effect

Notes to Consolidated Financial Statements

for the year ended March 31, 2022

All amounts stated are in ₹ Crore except wherever stated otherwise

from September 24, 2021. Further, the Group has started commercial production at its Murli plant in Chandrapur district, Maharashtra and thereby adding 2.9 MnT cement capacity to the Group's overall installed capacity.

- (ii) The Group's installed cement capacity as on March 31, 2022 stands at 35.9 MnT.

51. The Board of Directors of Parent Company's subsidiary namely DCBL and step-down subsidiary namely Dalmia DSP Limited ('Dalmia DSP') had, at their respective meetings held on March 23, 2021, approved the Scheme of Amalgamation of Dalmia DSP with DCBL under Sections 230 to 232 of the Companies Act, 2013 ('Scheme I'). The Board of Directors of DCBL and step-down subsidiaries namely, Murli Industries Limited ('MIL'), Ascension Mercantile Private Limited ('Ascension Mercantile') and Ascension Multiventures Private Limited ('Ascension Multiventures') had, at their respective meetings held on March 23, 2021, approved the Composite Scheme of Arrangement and Amalgamation under Sections 230 to 232 of the Companies Act, 2013 for (a) demerger of Paper and Solvent Extraction Undertakings of MIL to Ascension Mercantile and Ascension Multiventures, respectively, followed by (b) amalgamation of MIL with DCBL ('Scheme II').

The proposed appointed date(s) of said Scheme I and Scheme II is closing business hours of March 31, 2020. Requisite consents/approvals from shareholders, creditors, regional directors and official liquidator have been obtained.

The Hon'ble National Company Law Tribunal ('NCLT'), Kolkata Bench has, vide its Order dated February 15, 2022, approved the company petition of Dalmia DSP allowing amalgamation of Dalmia DSP with DCBL. Dalmia DSP has filed the certified copy of the said NCLT Order with the Registrar of Companies ('RoC') in Form No. INC-28 on April 13, 2022. The Hon'ble NCLT, Mumbai Bench, has on April 21, 2022, reserved its orders on the company petition of MIL. Further, the Hon'ble NCLT, Chennai Bench has, on April 21, 2022, reserved its orders on DCBL's petition with respect to Scheme I and Scheme II.

Pending approval of Hon'ble NCLT, Chennai Bench and NCLT, Mumbai, no effect of the above-mentioned schemes have been considered in the financial statements.

52. (a) The Group is having long term clinker sale agreement with M/s Jaiprakash Associates Limited (JAL) for supply of

clinker upto July 2041. Till March 2018, there was irregular and short supply of clinker and from April 1, 2018, there was no supply of clinker. Thereafter, JAL unilaterally and illegally terminated the clinker sale agreement. The Group has challenged the termination in arbitration proceedings and has sought specific performance of the clinker sale agreement. The Group has alternatively sought damages alongwith interest. The Group has also sought liquidated damages and refund of the advance amount paid to JAL.

The Group has not accounted for the aforesaid claim as income in the books of accounts as at March 31, 2022.

- (b) DCBL had entered into certain agreements with M/s Kanodia Infratech Limited ('KIL'). Some disputes arose between the parties which were referred to arbitration. DCBL filed its claim and KIL filed its counter claim before the Arbitral Tribunal. The Arbitral Tribunal passed the award dated March 9, 2021 which after setting off the amounts payable to KIL, is inter alia, for payment of ₹ 21 along with interest @ 18% p.a. w.e.f. October 11, 2018 and ₹ 25 along with interest @ 18% p.a. compounded quarterly w.e.f. March 17, 2017 by KIL to DCBL.

The said award was challenged by KIL before Hon'ble Delhi High Court by way of a petition under Section 34 of the Arbitration and Conciliation Act, 1996. The said petition was dismissed by the Court. Further, KIL challenged the Section 34 order before Division Bench of Hon'ble Delhi High Court by way of a petition under Section 37 of the Arbitration and Conciliation Act, 1996, wherein the Division Bench has restrained KIL from transferring or creating any third party rights on the hypothecated assets and has stayed the operation of the Award. The said petition is pending. Company has also filed an execution petition before Hon'ble Delhi High Court seeking execution of the Award which is pending.

The Group has total receivables of ₹ 47 from KIL as at the balance sheet date, out of which an amount of ₹ 14 has been provided for as doubtful debts in the earlier years. Further, the Group has not accounted for the aforesaid interest as income in the books of accounts as at March 31, 2022.

53. The Group comprises of the following entities:

Name of the Group company	Country of Incorporation	% equity interest as at March 31, 2022	% equity interest as at March 31, 2021
A. Subsidiaries			
1. Dalmia Cement (Bharat) Limited	India	100.00%	100.00%
2. Dalmia Power Limited	India	100.00%	100.00%
(a) Subsidiaries of Dalmia Power Limited			
1. DPVL Ventures LLP (formerly known as TVS Shriram Growth Fund 1B LLP) (w.e.f. April 14, 2020)	India	100.00%	100.00%

Notes to Consolidated Financial Statements

for the year ended March 31, 2022

All amounts stated are in ₹ Crore except wherever stated otherwise

Name of the Group company	Country of Incorporation	% equity interest as at March 31, 2022	% equity interest as at March 31, 2021
(b) Subsidiaries of Dalmia Cement (Bharat) Limited			
1. Bangaru Kamakshi Amman Agro Farms Private Limited	India	100.00%	100.00%
2. Calcom Cement India Limited	India	76.00%	76.00%
3. D.I. Properties Limited	India	100.00%	100.00%
4. Dalmia Minerals & Properties Limited	India	100.00%	100.00%
5. Geetee Estates Limited	India	100.00%	100.00%
6. Golden Hills Resorts Private Limited	India	100.00%	100.00%
7. Hemshila Properties Limited	India	100.00%	100.00%
8. Ishita Properties Limited	India	100.00%	100.00%
9. Rajputana Properties Private Limited	India	100.00%	100.00%
10. Jayevijay Agro Farms Private Limited	India	100.00%	100.00%
11. Shri Rangam Properties Limited	India	100.00%	100.00%
12. Sri Madhusudana Mines & Properties Limited	India	100.00%	100.00%
13. Sri Shanmugha Mines & Minerals Limited	India	100.00%	100.00%
14. Sri Swaminatha Mines & Minerals Limited	India	100.00%	100.00%
15. Sri Subramanya Mines & Minerals Limited	India	100.00%	100.00%
16. Sri Trivikrama Mines & Properties Limited	India	100.00%	100.00%
17. Alsthom Industries Limited	India	100.00%	100.00%
18. Chandrasekara Agro Farms Private Limited	India	100.00%	100.00%
19. Dalmia DSP Limited	India	100.00%	100.00%
20. Hopco Industries Limited	India	100.00%	100.00%
21. Murli Industries Limited (w.e.f. September 10, 2020)	India	100.00%	100.00%
22. Ascension Mercantile Private Limited (w.e.f. March 23, 2021)	India	100.00%	100.00%
23. Ascension Multiventures Private Limited (w.e.f. March 23, 2021)	India	100.00%	100.00%
24. Dalmia Bharat Green Vision Limited (w.e.f. May 22, 2021)	India	100.00%	-
(c) Step-down subsidiaries of Dalmia Cement (Bharat) Limited			
1. Cosmos Cements Limited (subsidiary of Dalmia Minerals & Properties Limited)	India	100.00%	100.00%
2. Sutnga Mines Private Limited (subsidiary of Dalmia Minerals & Properties Limited)	India	100.00%	100.00%
3. Vinay Cements Limited (subsidiary of Calcom Cement India Limited)	India	97.21%	97.21%
4. RCL Cements Limited (subsidiary of Vinay Cements Limited)	India	100.00%	100.00%
5. SCL Cements Limited (subsidiary of Vinay Cements Limited)	India	100.00%	100.00%
B. Associate and its subsidiaries			
1. Dalmia Bharat Refractories Limited ('DBRL') (Associate of Dalmia Cement (Bharat) Limited) */ **	India	42.36%	42.36%
2. Dalmia OCL Limited (a subsidiary of DBRL),	India		
3. OCL China Limited (a subsidiary of DBRL),	China		
4. OCL Global Limited (a subsidiary of DBRL),	Mauritius		
5. Dalmia Seven Refractories Limited (a subsidiary of DBRL),	India		
6. Dalmia GSB Refractories GmbH (a subsidiary of DBRL),	Germany		
C. Joint ventures			
1. Radhikapur (West) Coal Mining Private Limited (JV of Dalmia Cement (Bharat) Limited)	India	14.70%	14.70%
2. Khappa Coal Company Private Limited (JV of Dalmia Cement (Bharat) Limited)	India	36.73%	36.73%

* % of ownership on fully diluted basis.

** refer note 54.

Notes to Consolidated Financial Statements

for the year ended March 31, 2022

All amounts stated are in ₹ Crore except wherever stated otherwise

54. Loss of control in subsidiaries

(i) Description

The Scheme of Arrangement between Parent Company's subsidiary namely DCBL and its then subsidiary namely DBRL ('Scheme 1'), and the Scheme of Amalgamation of Dalmia Refractories Limited ('DRL') and its then subsidiary GSB Refractories India Private Limited ('GSB India') with DBRL ('Scheme 2'), were approved by the National Company Law Tribunal, Chennai (NCLT), vide Order dated February 3, 2022.

On filing of the said order(s) with the respective Registrar of Companies, the Scheme(s) became effective on March 1, 2022 and has been given effect to from their respective Appointed Date(s) i.e. April 1, 2019 and April 1, 2020.

Pursuant to Scheme 1 becoming effective, all the assets and liabilities of refractory undertaking of DCBL, including employees and investment in subsidiaries (namely 'OCL Global Limited' and 'OCL China Limited') pertaining to the said refractory undertaking, stands transferred and vested to DBRL from the Appointed Date i.e. April 1, 2019.

Pursuant to Scheme 2 becoming effective, DBRL will be issuing fresh equity shares to the shareholders of DRL and GSB India resulting in reduction of shareholding and control of DCBL in DBRL (on consolidated basis) from 99.99% to 42.36% on a fully diluted basis, resulting into loss of control. The appropriate accounting treatment of the loss of control of DCBL in DBRL (on consolidated basis) has been given effect to on the Appointed Date i.e. April 1, 2020 and debited the fair value of (a) 68,48,926 equity shares of ₹ 10 each amounting to ₹ 131; (b) 2,25,00,000 compulsory convertible debentures (CCDs) of ₹ 100 each amounting to ₹ 225 as at April 1, 2020 of DBRL to be received by DCBL (received on March 28, 2022); and (c) existing 69,990 equity shares of ₹ 10 each amounting to ₹ 1, aggregating to ₹ 357 to "Non-current investments accounted using equity method".

The difference in the fair value of consideration and carrying value of assets (including goodwill on consolidation) less liabilities and non-controlling interest of DBRL (on consolidated basis) as at April 1, 2020 amounting to ₹ 34 (net of cumulative gain on foreign currency translation included in other equity under "other comprehensive income" reclassified to profit or loss of ₹ 9) is recognised as 'exceptional item' in the statement of profit and loss on the Appointed Date i.e. April 1, 2020 (in financial year 2020-21). The Scheme approved by the NCLT has the overriding effect over the Ind AS (under which loss of control would have been accounted for, from the effective date).

Further, DBRL and its subsidiaries namely Dalmia OCL Limited, OCL Global Limited and OCL China Limited ceased to be subsidiary of the and become an associate(s) of DCBL with effect from April 1, 2020.

The financial statements for the year ended March 31, 2021 have been restated by the Group, to give effect of the aforesaid NCLT orders. Accordingly, comparative figures for previous year are given on the basis of restated financial statements.

(ii) Details of loss on transfer of net assets:

Particulars	As at March 31, 2021
Fair value of Investment in Associate on the date of loss of control	357
Carrying amount of net assets transferred	(400)
(Loss) on transfer before reclassification of exchange differences on translation and tax	(43)
Reclassification of exchange differences on translation of foreign operations	9
Tax expense on above loss	-
Net (loss) on transfer after tax *	(34)

* The loss amounting ₹ 34 attributable to investment retained in the former subsidiary namely DBRL at its fair value at the date when control is lost.

(iii) The carrying amount of assets and liabilities as at the date of loss of control (April 1, 2020) were as follow:

Particulars	As at April 1, 2020
Property, plant and equipments including capital work in progress and intangible assets	119
Goodwill	3
Inventories	141
Trade receivables	194
Cash and cash equivalents	68
Other assets	12
Total assets	537
Trade payables	81
Other liabilities and provisions	53
Total liabilities	134
Net assets	403
Less: Non controlling interest (NCI)	(3)
Net assets after NCI	400

Notes to Consolidated Financial Statements

for the year ended March 31, 2022

All amounts stated are in ₹ Crore except wherever stated otherwise

(iii) Financial performance and cash flow information

The financial performance and cash flow information presented for the year ended March 31, 2021 is as below:

Particulars	Reported number in March 31, 2021	Restated number of March 31, 2021*	Change
Financial performance:			
Income			
Revenue from operations	10,522	10,110	(412)
Other income	182	181	(1)
Total income	10,704	10,291	(413)
Expenses			
Cost of raw materials consumed	1,671	1,474	(197)
Purchases of stock in trade	41	9	(32)
Changes in inventories of finished goods, work-in-progress and stock in trade	68	60	(8)
Employees benefits expense	713	659	(54)
Finance costs	303	303	(0)
Foreign currency fluctuation (net)	(8)	(8)	(0)
Depreciation and amortisation expense	1,262	1,250	(12)
Power and fuel	1,672	1,659	(13)
Freight charges	2,087	2,073	(14)
Other expenses	1,487	1,414	(73)
Total expenses	9,296	8,893	(403)
Profit before exceptional item and tax expense	1,408	1,398	(10)
Exceptional items (net)	-	(34)	(34)
Profit before tax	1,408	1,364	(44)
Tax expense	165	178	13
Profit after tax for the year	1,243	1,186	(57)
Add: Share of profit/ (loss) in associate and joint venture (net of tax)	0	(1)	(1)
Profit for the year after share of profit in associate and joint venture from continuing operations	1,243	1,185	(58)
Profit/ (loss) for the year from discontinued operations	-	(2)	(2)
Profit for the year	1,243	1,183	(60)
Other comprehensive income for the year*	1,095	1,293	198
Total comprehensive income for the year	2,338	2,476	138
Cash flow disclosure:			
Net cash flow from operating activities	3,596	3,604	(8)
Net cash flow (used in) investing activities	(276)	(301)	25
Net cash flow (used in) financing activities	(3,366)	(3,375)	9

(iv) Major class of assets and liabilities

Particulars	Reported number in March 31, 2021	Restated no. of March 31, 2021 *	Change
Assets			
Property, plant and equipment, Intangible assets and Investment properties	12,529	12,431	(98)
Goodwill	1,011	1,011	-
Capital work-in-progress and Intangible assets under development	1,013	1,006	(7)
Right-of-use assets	197	184	(13)
Investments accounted using equity method	8	379	371
Non-current investments *	113	361	248
Inventories	924	760	(164)
Current investments	3,293	3,293	-
Trade receivables	688	511	(177)
Cash and cash equivalents including bank balances	311	247	(64)
Other assets	1,723	1,859	136
Total assets	21,810	22,042	232
Liabilities			
Equity share capital	37	37	-
Other equity*	12,589	12,773	184
Non-controlling interest	37	34	(3)
Borrowings	2,927	3,708	781
Trade payables	1,051	899	(152)
Other liabilities	4,882	4,322	(560)
Provisions	287	269	(18)
Total liabilities	21,810	22,042	232

* Also, refer note 62.

Notes to Consolidated Financial Statements

for the year ended March 31, 2022

All amounts stated are in ₹ Crore except wherever stated otherwise

55. Material partly-owned subsidiary

Financial information of subsidiary company that has material non-controlling interests is provided below:

Proportion of equity interest held by non-controlling interests:

Name	Country of incorporation and operation	March 31, 2022	March 31, 2021
Calcom Cement India Limited	India	76.00%	76.00%

Summarised consolidated statement of profit and loss of Calcom Cement India Limited for the year ended March 31, 2022 and March 31, 2021:

Particulars	2021-22	2020-21
Revenue	1,174	994
Profit for the year	122	52
Other comprehensive income/(loss)	0	(0)
Total comprehensive income	123	52
Attributable to:		
Non-controlling interest	29	12

Summarised consolidated balance sheet of Calcom Cement India Limited as at March 31, 2022 and March 31, 2021:

Particulars	March 31, 2022	March 31, 2021
Current assets	565	434
Current liabilities	830	765
Net current assets	(265)	(331)
Non-current assets	729	746
Non-current liabilities	162	235
Net non-current assets	567	511
Net assets	302	180
Attributable to:		
Non-controlling interest *	72	34

* includes share of deemed capital contribution transferred from retained earnings to non-controlling interest of ₹ 9 (March 31, 2021: ₹ Nil).

Summarised consolidated cash flow information of Calcom Cement India Limited as at March 31, 2022 and March 31, 2021:

Particulars	2021-22	2020-21
Operating activities	463	408
Investing activities	(341)	(113)
Financing activities	(144)	(283)
Net increase/ (decrease) in cash and cash equivalents	(22)	12

Notes to Consolidated Financial Statements

for the year ended March 31, 2022

All amounts stated are in ₹ Crore except wherever stated otherwise

56. Investment in an associate

(a) Group's share in equity

Particulars	As at March 31, 2022	As at March 31, 2021
Investment in associate (unquoted) *		
Dalmia Bharat Refractories Limited	377	371
Total	377	371

* The following table summarises the financial information of Dalmia Bharat Refractories Limited as included in its own financial statements. The table also reconciles the summarised financial information to the carrying amount of the Group's interest in Dalmia Bharat Refractories Limited.

Particulars	As at March 31, 2022	As at March 31, 2021
Non-current assets	691	700
Current assets	844	661
Non-current liabilities	120	128
Current liabilities	464	307
Non-controlling interest	12	11
Net assets	939	915
Group share of net assets	42.36%	42.36%
Group's share in equity	398	387
Less: Capital reserve	(1)	(1)
Less: Profit not recognised towards dilutive share {refer note (b) below}	(20)	(15)
Group's carrying amount of investment in associate	377	371

(b) Group's share of profit for the year

Particulars	Year ended March 31, 2022	Year ended March 31, 2021
Revenue	1,249	798
Profit/ (loss) after tax	23	(4)
Other comprehensive income	0	73
Total comprehensive income	23	69
Group's share of profit (without dilution @ 21.36%)	5	(1)
Group's share of OCI (without dilution @ 21.36%)	0	16
Group's share of total comprehensive income (without dilution @ 21.36%) (A)	5	15
Group's share of profit (diluted @ 42.36%)	10	(2)
Group's share of OCI (diluted @ 42.36%)	0	31
Group's share of total comprehensive income (diluted @ 42.36%) (B)	10	30
Group's share of total comprehensive income not recognised (B-A)*	5	15
Cumulative Group's share of total comprehensive income not recognised*	20	15

* DCBL stake in DBRL without considering the effect of dilution of CCDs is 21.36%. Accordingly, the Group's share of total comprehensive income of an associate during the year has been restricted to 21.36% i.e. ₹ 5 (March 31, 2021: ₹ 15). The Group's share of total comprehensive income corresponding to dilutive share (i.e. 21.00%) of ₹ 20 (March 31, 2021: ₹ 15) has not been recognised as at the reporting dates.

Note: The associate has capital commitments of ₹ 10 (March 31, 2021 : ₹ 20) and contingent liabilities of ₹ 93 (March 31, 2021 : ₹ 17).

Notes to Consolidated Financial Statements

for the year ended March 31, 2022

All amounts stated are in ₹ Crore except wherever stated otherwise

57. Summarised financial information of individually immaterial joint venture

The Group's interest in below mentioned joint venture is accounted for using the equity method in the consolidated financial statements. The summarized financial information below represents amounts shown in the joint venturer's financial statements prepared in accordance with Ind AS adjusted by the Group for equity accounting purposes:

Radhikapur (West) Coal Mining Private Limited

Particulars	2021-22	2020-21
Profit for the year	2	2
Other Comprehensive Income	-	-
Total Comprehensive Income	2	2
Group's share of profit for the year	0	0

Notes:

- (a) The joint venture has no contingent liabilities or capital commitments as at March 31, 2022 and March 31, 2021.
- (b) The joint venture has filed a petition before the Hon'ble National Company Law Tribunal at its Cuttack Bench on April 5, 2022 for reduction of its paid up capital from present level of ₹ 50 to ₹ 10 after getting approval of its Board in the meeting held on July 20, 2021 and also getting approval of its Members in its annual general meeting held on September 7, 2021 on this matter.

58. Additional information pursuant to Schedule III of Companies Act, 2013, "General instructions for the preparation of consolidated financial statements"

Name of the entity in the Group	As at and for the year ended March 31, 2022							
	Net assets i.e. total assets minus total liabilities *		Share in profit / (loss)		Share in other comprehensive income (OCI)		Share in total comprehensive income (TCI)	
	As % of consolidated net assets **	Amount	As % of consolidated profit / (loss)	Amount	As % of consolidated OCI	Amount	As % of consolidated total comprehensive income	Amount
A. Parent								
Dalmia Bharat Limited	35.70%	7,993	11.49%	183	33.84%	383	20.80%	566
B. Subsidiaries								
Indian								
Dalmia Cement (Bharat) Limited	50.67%	11,343	41.86%	665	32.99%	374	38.17%	1,039
Dalmia Power Limited	6.75%	1,511	8.26%	131	32.80%	372	18.48%	503
Calcom Cement India Limited	1.63%	366	6.04%	96	0.01%	0	3.53%	96
Alsthom Industries Limited	0.45%	100	1.40%	22	0.34%	4	0.96%	26
Dalmia DSP Limited	0.51%	114	3.64%	58	0.00%	(0)	2.12%	58
Murli Industries Limited	2.25%	505	21.33%	339	0.01%	0	12.45%	339
DPVL Ventures LLP	0.79%	178	6.70%	106	0.00%	-	3.91%	106
RCL Cements Limited	0.14%	32	(0.01%)	(0)	0.00%	-	(0.00%)	(0)
SCL Cements Limited	(0.01%)	(1)	(0.00%)	(0)	0.00%	-	(0.00%)	(0)
Vinay Cements Limited	0.21%	47	1.83%	29	0.01%	0	1.07%	29
Bangaru Kamakshi Amman Agro Farms Private Limited	0.05%	11	(0.08%)	(1)	0.00%	-	(0.04%)	(1)
Chandrasekara Agro Farms Private Limited	0.01%	3	(0.00%)	(0)	0.00%	-	(0.00%)	(0)
Cosmos Cements Limited	0.15%	34	(0.02%)	(0)	0.00%	-	(0.01%)	(0)
D.I. Properties Limited	0.01%	3	(0.01%)	(0)	0.00%	-	(0.00%)	(0)
Dalmia Minerals & Properties Limited	0.24%	53	0.00%	(0)	0.00%	-	0.00%	(0)
Geetee Estates Limited	0.03%	7	0.00%	(0)	0.00%	-	0.00%	(0)
Golden Hills Resorts Private Limited	0.00%	0	0.00%	0	0.00%	-	0.00%	0
Hemshila Properties Limited	0.03%	7	0.00%	(0)	0.00%	-	(0.00%)	(0)
Ishita Properties Limited	(0.01%)	(1)	0.01%	0	0.00%	-	0.00%	0
Jayvijay Agro Farms Private Limited	0.02%	4	(0.01%)	(0)	0.00%	-	-0.01%	(0)

Notes to Consolidated Financial Statements

for the year ended March 31, 2022

All amounts stated are in ₹ Crore except wherever stated otherwise

Name of the entity in the Group	As at and for the year ended March 31, 2022							
	Net assets i.e. total assets minus total liabilities *		Share in profit / (loss)		Share in other comprehensive income (OCI)		Share in total comprehensive income (TCI)	
	As % of consolidated net assets **	Amount	As % of consolidated profit / (loss)	Amount	As % of consolidated OCI	Amount	As % of consolidated total comprehensive income	Amount
Rajputana Properties Private Limited	(0.05%)	(11)	(0.73%)	(12)	0.00%	-	(0.43%)	(12)
Shri Rangam Properties Limited	0.05%	11	0.00%	0	0.00%	-	0.00%	0
Sri Madhusudana Mines & Properties Limited	0.03%	7	(0.00%)	(0)	0.00%	-	(0.00%)	(0)
Sri Shanmugha Mines & Minerals Limited	0.04%	9	0.00%	0	0.00%	-	0.00%	0
Sri Subramanya Mines & Minerals Limited	0.03%	6	0.00%	(0)	0.00%	-	(0.00%)	(0)
Sri Swaminatha Mines & Minerals Limited	0.02%	3	0.00%	(0)	0.00%	-	(0.00%)	(0)
Sri Trivikrama Mines & Properties Limited	0.03%	7	0.00%	(0)	0.00%	-	(0.00%)	(0)
Sutnga Mines Private Limited	0.01%	2	0.01%	0	0.00%	-	0.00%	0
Hopco Industries Limited	0.00%	0	0.00%	(0)	0.00%	-	(0.00%)	(0)
Ascension Mercantile Private Limited	0.00%	0	(0.00%)	(0)	0.00%	-	(0.00%)	(0)
Ascension Multiventures Private Limited	0.00%	0	(0.00%)	(0)	0.00%	-	(0.00%)	(0)
Dalmia Bharat Green Vision Limited	0.43%	97	(0.21%)	(3)	0.00%	-	(0.12%)	(3)
C. Associate (Investment as per equity method) *								
Indian								
Dalmia Bharat Refractories Limited	0.09%	20	0.31%	5	0.00%	0	0.18%	5
D. Joint ventures (Investment as per equity method) *								
Indian								
Radhikapur (West) Coal Mining Private Limited	0.01%	2	0.02%	0	-	-	0.01%	0
Khappa Coal Company Private Limited	-	-	-	-	-	-	-	-
Non-controlling interests in subsidiaries	(0.32%)	(72)	(1.83%)	(29)	(0.00%)	(0)	(1.07%)	(29)
Sub-total	100.00%	22,389	100.00%	1,589	100.00%	1,133	100.00%	2,722
Less: Consolidation eliminations / adjustments ***		(6,702)		(445)		682		237
Total		15,687		1,144		1,815		2,959

* Amounts given in respect of associate and joint venture are the share of the group in the (i) net assets after adjusting the carrying value of Parent Company's subsidiary investment, and (ii) profit or loss, of the associate and joint venture.

** Percentage has been determined before considering elimination/ adjustments arising out of consolidation.

*** Consolidation eliminations/ adjustments include intercompany eliminations, consolidation adjustments and GAAP differences.

59. Segment information

Operating segment

The Chief operational decision maker (CODM) monitors the operating results of its business segments separately for the purpose of making decisions about resource allocation and performance assessment. Segment performance is evaluated based on profit or loss and is measured consistently with profit or loss in the financial statements. Operating segments have been identified on the nature of products and services and have been identified as per the quantitative criteria specified in the Ind AS. However, the Group's finance costs and income taxes are managed on a Group basis and are not allocated to operating segments.

The Group has identified below segments as per Ind AS 108, 'Operating Segments':

- Cement division which produces various grades of cement and its related products;
- Others include Investment division and Management services.
- Master Wholesaler for all construction and building materials (Hippo Stores), being classified as discontinued operation.

Notes to Consolidated Financial Statements

for the year ended March 31, 2022

All amounts stated are in ₹ Crore except wherever stated otherwise

The Group has reorganised its internal segment effective April 1, 2021 and accordingly Master wholesaler for all construction and building materials (Hippo Stores) which was earlier included under 'Cement' segment is now being shown under 'discontinued operations'. The comparative figures for previous year have been accordingly regrouped.

No operating segments have been aggregated to form the above reportable operating segments.

Revenue and expenses directly attributable to segments are reported under each reportable segment. Expenses which are not attributable or allocable to segments have been disclosed as unallocable expenses.

Assets and liabilities that are directly attributable or allocable to segments are disclosed under each reportable segment. All other assets and liabilities are disclosed as unallocable.

Particulars	Cement		Others		Total	
	2021-22	2020-21	2021-22	2020-21	2021-22	2020-21
Revenue						
External revenue (including other operating revenue)	11,262	10,090	194	176	11,456	10,266
Less: Inter segment revenue	-	-	(170)	(156)	(170)	(156)
Revenue from continuing operations	11,262	10,090	24	20	11,286	10,110
Revenue from discontinued operations	-	-	-	-	42	-
Less: Inter segment revenue	-	-	-	-	-	-
Revenue from discontinued operations	-	-	-	-	42	-
Total revenue from continuing and discontinued operations	11,262	10,090	24	20	11,328	10,110
Results						
Segment results	1,195	1,513	20	21	1,215	1,534
Less: Finance costs					(202)	(303)
Add: Other unallocable income net of unallocable expenditure					135	167
Less: Exceptional items (net) (refer note 29)					(2)	(34)
Profit before tax (continuing operations)					1,146	1,364
Profit before tax (discontinued operations)					10	(3)
Profit before tax					1,156	1,361
Segment assets of continuing operations (a)	18,379	17,297	147	151	18,526	17,448
Segment assets of discontinued operation (b)					-	159
Unallocable assets:						
Non-current investments					1,305	740
Current investments					4,346	3,240
Income tax assets					85	149
Deferred tax assets (net)					399	63
Loans given					-	56
Interest receivable					15	21
Assets held for sale (refer note 11(a))					148	147
Other unallocable assets					47	19
Total unallocable assets (c)					6,345	4,435
Total assets (a+b+c)					24,871	22,042
Segment liabilities continuing operations (a)	3,349	3,270	61	60	3,410	3,330
Segment liabilities discontinued operation (b)					-	82
Unallocable liabilities:						
Long term borrowings					1,922	2,089
Short term borrowings					1,197	1,619
Deferred tax liabilities (net)					2,034	1,815
Government grant					125	124
Current tax liabilities					340	48
Purchase consideration payable					30	30
Other unallocable liabilities					54	61

Notes to Consolidated Financial Statements

for the year ended March 31, 2022

All amounts stated are in ₹ Crore except wherever stated otherwise

Particulars	Cement		Others		Total	
	2021-22	2020-21	2021-22	2020-21	2021-22	2020-21
Total unallocable liabilities (b)					5,702	5,786
Total liabilities (a+b+c)					9,112	9,198
Other disclosures:						
Capital expenditure of continuing operations	1,968	1,238	9	2	1,977	1,240
Capital expenditure of discontinued operations	-	-	-	-	11	132
	1,968	1,238	9	2	1,988	1,372
Depreciation and amortisation of continuing operations	1,230	1,239	6	11	1,236	1,250
Depreciation and amortisation of discontinued operations	-	-	-	-	1	-
	1,230	1,239	6	11	1,237	1,250
Significant non-cash expenses other than depreciation and amortisation	27	15	-	-	27	15
Unallocable					30	-
Total other significant non-cash expenses *	-	-	-	-	57	15

* includes bad debts/ advances/ deposits written off and impairment allowance for assets considered doubtful.

Information about geographical areas

Sale outside India is below the reportable threshold limit, thus geographical segment information is not given. Further, the Group does not have material amount of property, plant and equipment and other non current operating assets located outside India.

Information about major customers

There are no revenues from transactions with a single external customer amounting to 10 per cent or more of Group's revenues during the current and previous year.

60. Research and development (R&D) expenses

The details of revenue/capital expenditure incurred by R&D centre during the year are as follows:-

Particulars	2021-22	2020-21
Revenue expenditure charged to statement of profit and loss		
- Salary and other benefits	4	1
- Raw materials & stores	0	-
- Others	0	1
Sub-total	4	2
Capital expenditure shown under fixed assets schedule	0	-
Grand Total	4	2

61. Acquisition of subsidiaries

- (a). During the previous year, the Parent Company's subsidiary namely Dalmia Cement (Bharat) Limited (DCBL) completed the acquisition of Murli Industries Limited (MIL) on September 10, 2020 pursuant to the Resolution Plan approved by National Company Law Tribunal, Mumbai Bench under the Insolvency and Bankruptcy Code, 2016. Accordingly, MIL became a wholly owned subsidiary of DCBL.

MIL has an integrated cement manufacturing plant with an installed capacity of 3 MnT in Chandrapur District, Maharashtra along with a captive thermal power plant of 50 MW. In addition, MIL also has paper and solvent extraction units in Maharashtra. The acquisition of MIL would help the Group to further consolidate its footprint in Western region.

The fair value of the identifiable assets acquired and liabilities assumed as on the date of acquisition was as below:

Notes to Consolidated Financial Statements

for the year ended March 31, 2022

All amounts stated are in ₹ Crore except wherever stated otherwise

Particulars	Fair value as on acquisition date
Non-current assets	
Property, plant and equipment	389
Capital work in progress	11
Investments	0
	400
Current assets	
Inventories	0
Cash and cash equivalents	35
Other current assets	3
Assets held for sale	147
	185
Total assets (A)	585
Non-current liabilities	
Borrowings	17
Other non current liabilities	24
	41
Current liabilities	
Borrowings	314
Trade payables	8
Other financial liabilities	12
	334
Total liabilities (B)	375
Fair value of identifiable net assets (C=A-B)	210
Consideration paid	69
Non-controlling interest	0
Consideration paid including non-controlling interest (D)	69
Capital reserve (C-D)	141

Notes:

- (i) The consideration paid for the acquisition aggregates ₹ 410 (net of cash and cash equivalents acquired of ₹ 35), which included consideration of ₹ 69 paid by DCBL to the secured financial creditors for acquiring new equity shares of MIL as per the Resolution Plan.
 - (ii) From the date of acquisition, MIL contributed ₹ Nil to revenue from operations and net loss of ₹ 1 to the consolidated profit before tax for the year ended March 31, 2021.
 - (iii) Acquisition-related costs amounting to ₹ 8 was excluded from the consideration transferred and recognised as an expense in the consolidated statement of profit and loss within other expenses.
- (b). During the previous year, the Parent Company's subsidiary namely Dalmia Power Limited acquired control in DPVL Ventures LLP (DPVL) (formerly known as TVS Shriram Growth Fund 1B LLP) on April 14, 2020. Accordingly, DPVL became a subsidiary of Dalmia Power Limited.

The fair value of the identifiable assets acquired and liabilities assumed as on the date of acquisition was as below:

Notes to Consolidated Financial Statements

for the year ended March 31, 2022

All amounts stated are in ₹ Crore except wherever stated otherwise

Particulars	Fair value as on acquisition date
Current assets	
Investment	
- in equity shares (quoted)	430
- in mutual funds	0
Cash and cash equivalents	0
Total assets (A)	430
Current liabilities	
Trade Payables	0
Current tax liabilities	0
Other Current Liabilities	0
	0
Total liabilities (B)	0
Fair value of identifiable net assets (C=A-B)	430
Fair value of investment in DPVL held by DPL (D)	430
Capital reserve (C-D)	0

Note:

- (i) From the date of acquisition, DPVL contributed ₹ Nil to revenue from operations and net loss of ₹ 0 to the consolidated profit before tax for the year ended March 31, 2021.
- (c). The Group had acquired 100% equity stake in Ascension Mercantile Private Limited and Ascension Multiventures Private Limited on March 23, 2021. This did not have any material impact on the financial statements of the Group.
- 62.** The Parent Company had adopted to value the quoted equity investment in Dalmia Bharat Sugar and Industries Limited ('DBSIL') at cost on the transition date i.e. April 1, 2015 while the Parent Company converged its financial statements from Indian GAAP to Ind AS and considered the same as the deemed cost under Ind AS. As per Ind AS 109, these investment needs to be fair valued either through statement of profit and loss or through other comprehensive income as DBSIL is neither a subsidiary nor an associate or joint venture of the Parent Company.

Hence, the Parent Company, in order to comply with Ind AS 8, 'Accounting Policies, Changes in Accounting Estimates and Errors' has restated its previously issued financial information by effecting opening balance sheet of earliest comparative period presented and fair valued its investment in DBSIL and has elected to record it through 'other comprehensive income'. Refer below table for further details:

Balance Sheet (extract)	March 31, 2021			April 1, 2020		
	As previously reported*	Adjustment	As restated	As previously reported	Adjustment	As restated
Assets						
Financial assets - Investments (non-current)	113	248	361	110	43	153
Deferred tax assets (net)	163	(7)	156	142	-	142
Equity and liabilities						
Other equity	12,539	234	12,773	10,522	43	10,565
Deferred tax liabilities (net)	1,808	7	1,815	-	-	-

* also refer note 54.

Notes to Consolidated Financial Statements

for the year ended March 31, 2022

All amounts stated are in ₹ Crore except wherever stated otherwise

Other comprehensive income (extract)	2020-21		
	As previously reported	Adjustment	As restated
Items that will not be reclassified to profit or loss:			
Change in fair value of financial instruments through OCI	1,227	205	1,432
Income tax (charge) related to above item	(128)	(13)	(142)

Due to aforesaid restatement, there is no change in cash flow from operating activities, cash flow from financing activities and cash flow from investing activities and no change in basic and diluted earnings per share 'EPS'.

63. The Group has considered the possible effects that may result from COVID-19 in the preparation of these financial statements. The Group believes that pandemic is unlikely to impact on the recoverability of the carrying value of its assets as at March 31, 2022. Based on the current year performance and estimates arrived at using internal and external sources of information, the Group does not expect any material impact on such carrying values. The Group will continue to closely monitor any material changes arising of future economic conditions and impact on its business. The Group is taking all necessary measures to secure the health and safety of its employees, workers and their families.

64. Competition Commission of India ('CCI') has initiated investigation alleging anti-competitive practices by various cement manufacturers. CCI sought certain information from DCBL, which has been duly provided by DCBL. The Group presently believes that this does not have any material impact on the financial statements.

CCI has also initiated an investigation on the complaints made by ONGC alleging bid rigging in tenders for Oil Well Cement. CCI sought certain information from DCBL in November 2021. DCBL has challenged the investigation and the notice seeking information before Gauhati High Court. The matter is reserved for orders.

65. During the year ended March 31, 2021, Serious Fraud Investigation Office ('SFIO') has sought certain information/documents from the Parent Company, DCBL and its certain step-down subsidiaries with regard to an investigation based on complaints filed by an associate of Bawri Group, who are into commercial disputes with DCBL (refer note 37(B) to the financial statements). The Parent Company, DCBL and step-down subsidiaries have since provided the requisite information/documents to SFIO. The Group presently believes that this does not have any material impact on the financial statements.

66. During the year ended March 31, 2022, DCBL was in receipt of an order dated January 29, 2022 from Andhra Pradesh Pollution Control Board for closure of one of its cement plant located at Kadapa district, Andhra Pradesh alleging certain non-compliances. DCBL challenged the said order by way of filing a Writ Petition before the Hon'ble High Court of Andhra Pradesh on the ground that it has all approvals and licenses,

is in compliance of applicable laws and as such there is no violation as alleged in the closure order dated January 29, 2022. The Hon'ble High Court of Andhra Pradesh, vide its interim order dated February 01, 2022, permitted DCBL to resume the functioning of said cement plant forthwith till further orders.

67. Other statutory information

- (i). The Group does not have any Benami property, where any proceeding has been initiated or pending against the Group for holding any Benami property.
- (ii). The Group has not traded or invested in Crypto currency or Virtual Currency during the financial year.
- (iii). The Group has not advanced or loaned or invested funds to any other person or entity, including foreign entities (Intermediaries) with the understanding that the Intermediary shall:
 - (a) directly or indirectly lend or invest in other persons or entities identified in any manner whatsoever by or on behalf of the Group (Ultimate Beneficiaries); or
 - (b) provide any guarantee, security or the like to or on behalf of the Ultimate Beneficiaries.
- (iv). The Group has not received any fund from any person or entity, including foreign entities (Funding Party) with the understanding (whether recorded in writing or otherwise) that the Group shall:
 - (a) directly or indirectly lend or invest in other persons or entities identified in any manner whatsoever by or on behalf of the Funding Party (Ultimate Beneficiaries); or
 - (b) provide any guarantee, security or the like on behalf of the Ultimate Beneficiaries.
- (v). The Group does not have any such transaction which is not recorded in the books of accounts that has been surrendered or disclosed as income during the year in the tax assessments under the Income Tax Act, 1961 (such as, search or survey or any other relevant provisions of the Income Tax Act, 1961.
- (vi). The Group has not been declared a wilful defaulter by any bank or financial institution or other lender (as defined under the Companies Act, 2013) or consortium thereof, in accordance with the guidelines on wilful defaulters issued by the Reserve Bank of India.

Notes to Consolidated Financial Statements

for the year ended March 31, 2022

All amounts stated are in ₹ Crore except wherever stated otherwise

(vii). Struck off companies

Name of Struck off Company	Nature of transactions	Transactions during the year March 31, 2022	Balance outstanding at the end of the year as at March 31, 2022	Relationship with the Struck off company, if any, to be disclosed
K. A. S. Housing Private Limited	Payables	0	0	Not applicable
Shrishail Exim Private Limited	Payables	-	0	Not applicable
AD Engineering & Fabricators Private Limited	Payables	0	0	Not applicable
Pyrotech Electronics Private Limited	Payables	0	0	Not applicable
Pasko Engineering Private Limited	Payables	0	-	Not applicable

Name of Struck off Company	Nature of transactions	Transactions during the year March 31, 2021	Balance outstanding at the end of the year as at March 31, 2021	Relationship with the Struck off company, if any, to be disclosed
K. A. S. Housing Private Limited	Payables	0	0	Not applicable
PTR Constructions Private Limited	Payables	-	0	Not applicable
Shrishail Exim Private Limited	Payables	0	0	Not applicable
AD Engineering & Fabricators Private Limited	Payables	-	0	Not applicable
Customer Broadcast Private Limited	Payables	0	0	Not applicable
Keld Ellentoft India Pvt. Ltd.	Payables	0	-	Not applicable

68. Figures of previous year have been re-grouped/ rearranged wherever necessary to conform to current year classification.

As per our report of even date

For Walker Chandio & Co LLP
Chartered Accountants
Firm Registration No. 001076N/N500013

Neeraj Sharma
Partner
Membership No.: 502103

Place : Noida
Date : May 9, 2022

For and on behalf of the Board of Directors of Dalmia Bharat Limited

Puneet Yadu Dalmia
Managing Director & CEO
DIN: 00022633

Dharmender Tuteja
Chief Financial Officer

Place: New Delhi
Date: May 9, 2022

Gautam Dalmia
Managing Director
DIN: 00009758

Dr. Sanjeev Gemawat
Group General Counsel and Company Secretary
Membership No. F 3669

GRI Content Index

This report has been prepared in accordance with the GRI Standards Comprehensive option.

GRI STANDARD	DISCLOSURE	DESCRIPTION	PAGE NUMBER / REFERENCE LINK
GRI 102: GENERAL DISCLOSURES 2016			
ORGANIZATIONAL PROFILE	102-1	Name of the organization	6
	102-2	Activities, brands, products, and services	12-15
	102-3	Location of headquarters	Back Cover
	102-4	Location of operations	15
	102-5	Ownership and legal form	8
	102-6	Markets served	15
	102-7	Scale of the organization	1
	102-8	Information on employees and other workers	71-72
	102-9	Supply chain	90-93
	102-10	Significant changes to the organization and its supply chain	55, 1 New Cement Plant (Murli Cement Works) + Expansion of existing Kapilas Cement Manufacturing Works, Odissa
	102-11	Precautionary Principle or approach	58
	102-12	External initiatives	67
	102-13	Membership of associations	67
STRATEGY	102-14	Statement from senior decision-maker	20-23
	102-15	Key impacts, risks, and opportunities	38-39, 63-64
ETHICS AND INTEGRITY	102-16	Values, principles, standards, and norms of behavior	10, 11, 28, 29, 40
	102-17	Mechanisms for advice and concerns about ethics	74, 101
GOVERNANCE	102-18	Governance structure	16-17, 18-19, 101
	102-19	Delegating authority	98-99
	102-20	Executive-level responsibility for economic, environmental, and social topics	98-99
	102-21	Consulting stakeholders on economic, environmental, and social topics	32-33
	102-22	Composition of the highest governance body and its committees	16-17
	102-30	Effectiveness of risk management processes	38-39
STAKEHOLDER ENGAGEMENT	102-40	List of stakeholder groups	32-33
	102-41	Collective bargaining agreements	74
	102-42	Identifying and selecting stakeholders	32-33
	102-43	Approach to stakeholder engagement	32-33
	102-44	Key topics and concerns raised	32-33
REPORTING PRACTICE	102-45	Entities included in the consolidated financial statements	6
	102-46	Defining report content and topic Boundaries	6
	102-47	List of material topics	7
	102-48	Restatements of information	None
	102-49	Changes in reporting	55, 1 New Cement Plant (Murli Cement Works) + Expansion of existing Kapilas Cement Manufacturing Works, Odissa
	102-50	Reporting period	6
	102-51	Date of most recent report	1st April, 2020-31st March, 2021
	102-52	Reporting cycle	Annual
	102-53	Contact point for questions regarding the report	Back Cover
	102-54	Claims of reporting in accordance with the GRI Standards	6
	102-55	GRI content index	356
	102-56	External assurance	362

GRI STANDARD	DISCLOSURE	DESCRIPTION	PAGE NUMBER / REFERENCE LINK
GRI 200: ECONOMIC			
GRI 201: ECONOMIC 2016	103-1	Explanation of the material topic and its Boundary	44
	103-2	The management approach and its components	44
	103-3	Evaluation of the management approach	44
	201-1	Direct economic value generated and distributed	28-29
	201-2	Financial implications and other risks and opportunities due to climate change	63-64 Aligned with TCFD requirements
	201-3	Defined benefit plan obligations and other retirement plans	195
	201-4	Financial assistance received from government	126, 127
GRI 203: INDIRECT ECONOMIC IMPACTS 2016	103-1	Explanation of the material topic and its Boundary	78
	103-2	The management approach and its components	78
	103-3	Evaluation of the management approach	78
	203-1	Infrastructure investments and services supported	86-89
	203-2	Significant indirect economic impacts	80-93
GRI 205: ANTI-CORRUPTION 2016	103-1	Explanation of the material topic and its Boundary	158
	103-2	The management approach and its components	158
	103-3	Evaluation of the management approach	158
	205-1	Operations assessed for risks related to corruption	158
	205-2	Communication and training about anti-corruption policies and procedures	158
	205-3	Confirmed incidents of corruption and actions taken	158
GRI 300: ENVIRONMENT			
GRI 301: MATERIAL 2016	103-1	Explanation of the material topic and its Boundary	59
	103-2	The management approach and its components	59
	103-3	Evaluation of the management approach	59
	301-1	Materials used by weight or volume	360
	301-2	Recycled input materials	29, 359
GRI 302: ENERGY 2016	103-1	Explanation of the material topic and its Boundary	61
	103-2	The management approach and its components	61
	103-3	Evaluation of the management approach	61
	302-1	Energy consumption within the organization	166, 359
	302-2	Energy consumption outside of the organization	166
	302-3	Energy intensity	166, 359
	302-4	Reduction of energy consumption	126
GRI 303: WATER AND EFFLUENTS 2018	103-1	Explanation of the material topic and its Boundary	65
	103-2	The management approach and its components	65
	103-3	Evaluation of the management approach	65
	303-1	Interactions with water as a shared resource	65
	303-2	Management of water discharge-related impacts	65
	303-3	Water withdrawal	65, 169, 170, 359
	303-4	Water discharge	65, 169, 170, 359
GRI 304: BIODIVERSITY 2016	103-1	Explanation of the material topic and its Boundary	66
	103-2	The management approach and its components	66
	103-3	Evaluation of the management approach	66
	304-1	Operational sites owned, leased, managed in, or adjacent to, protected areas and areas of high biodiversity value outside protected areas	66
GRI 305: EMISSIONS 2016	103-1	Explanation of the material topic and its Boundary	56, 65
	103-2	The management approach and its components	56, 65
	103-3	Evaluation of the management approach	56, 65
	305-1	Direct (Scope 1) GHG emissions	58, 359
	305-2	Energy indirect (Scope 2) GHG emissions	58, 359
	305-3	Other indirect (Scope 3) GHG emissions	58, 359
	305-4	GHG emissions intensity	58, 359
	305-5	Reduction of GHG emissions	58
	305-7	Nitrogen oxides (NOX), sulfur oxides (SOX), and other significant air emissions	65, 359

GRI STANDARD	DISCLOSURE	DESCRIPTION	PAGE NUMBER / REFERENCE LINK	
GRI 306: EFFLUENTS AND WASTE 2016	103-1	Explanation of the material topic and its Boundary	159	
	103-2	The management approach and its components	159	
	103-3	Evaluation of the management approach	159	
	306-1	Waste generation and significant waste-related impacts	167	
	306-2	Waste by type and disposal method	167-168	
GRI 400: SOCIAL				
GRI 401: EMPLOYMENT 2016	103-1	Explanation of the material topic and its Boundary	68	
	103-2	The management approach and its components	68	
	103-3	Evaluation of the management approach	68	
	401-1	New employee hires and employee turnover	71, 359	
	401-2	Benefits provided to full-time employees that are not provided to temporary or part-time employees	70-74, 359	
	401-3	Parental leave	160	
GRI 403: OCCUPATIONAL HEALTH AND SAFETY 2018	103-1	Explanation of the material topic and its Boundary	75	
	103-2	The management approach and its components	75	
	103-3	Evaluation of the management approach	75	
	403-1	Occupational health and safety management system	75	
	403-4	Worker participation, consultation, and communication on occupational health and safety	75	
	403-5	Worker training on occupational health and safety	73	
	403-9	Work-related injuries	75, 359	
	403-10	Work-related ill health	70	
	GRI 404: TRAINING AND EDUCATION 2016	103-1	Explanation of the material topic and its Boundary	73
		103-2	The management approach and its components	73
103-3		Evaluation of the management approach	73	
404-1		Average hours of training per year per employee	161	
404-2		Programs for upgrading employee skills and transition assistance programs	161	
404-3		Percentage of employees receiving regular performance and career development reviews	359	
GRI 405: DIVERSITY AND EQUAL OPPORTUNITY 2016	103-1	Explanation of the material topic and its Boundary	71	
	103-2	The management approach and its components	71	
	103-3	Evaluation of the management approach	71	
	405-1	Diversity of governance bodies and employees	16-19, 71-72, 359	
GRI 406: NON-DISCRIMINATION 2016	103-1	Explanation of the material topic and its Boundary	74	
	103-2	The management approach and its components	74	
	103-3	Evaluation of the management approach	74	
	406-1	Incidents of discrimination and corrective actions taken	165	
GRI 407: FREEDOM OF ASSOCIATION AND COLLECTIVE BARGAINING 2016	103-1	Explanation of the material topic and its Boundary	74	
	103-2	The management approach and its components	74	
	103-3	Evaluation of the management approach	74	
	407-1	Operations and suppliers in which the right to freedom of association and collective bargaining may be at risk	74	
GRI 412: HUMAN RIGHTS ASSESSMENT 2016	103-1	Explanation of the material topic and its Boundary	74	
	103-2	The management approach and its components	74	
	103-3	Evaluation of the management approach	74	
	412-1	Operations that have been subject to human rights reviews or impact assessments	74	
GRI 414: SUPPLIER SOCIAL ASSESSMENT 2016	103-1	Explanation of the material topic and its Boundary	93	
	103-2	The management approach and its components	93	
	103-3	Evaluation of the management approach	93	
	414-1	New suppliers that were screened using social criteria	93	
GRI 417: MARKETING AND LABELING 2016	103-1	Explanation of the material topic and its Boundary	46, 94-95	
	103-2	The management approach and its components	46, 94-95	
	103-3	Evaluation of the management approach	46, 94-95	
	417-2	Incidents of non-compliance concerning product and service information and labeling	None	

List of quantitative indicators as per GRI Standard

GRI STANDARD	DISCLOSURE	DESCRIPTION	UNITS	DATA
301-2	Recycled Input Materials used	Percentage of recycled input materials used to manufacture the organization's primary products and services.	%	31.1%
302-1	Energy consumption within the organization	Total fuel consumption within the organization from non-renewable sources, in joules or multiples, and including fuel types used.	TJ	61819
		Total fuel consumption within the organization from renewable sources, in joules or multiples, and including fuel types used.	TJ	1,637
		Total energy consumption within the organization, in joules or multiples.	TJ	63,455
302-3	Energy Intensity	Energy Intensity Ratio for the organization	MJ/Ton of clinker production	3,051.58
303-3	Water Withdrawal	Total water withdrawal	KL	4,053,273
303-4	Water discharge		KL	-
303-5	Water consumption	Total water consumption from all areas in megaliters	KL	4,053,273
Non GRI	Water positivity	Water positivity Index	No. of times of water withdrawal	13.30
305-1	Direct (Scope 1) GHG emissions	Direct (Scope 1) GHG emissions - Gross (including alternative fuels and power)	MTCO ₂ e	1,25,48,160
305-2	Energy indirect (Scope 2) GHG emissions	Energy indirect (Scope 2) GHG emissions	MTCO ₂ e	4,45,378.00
305-3	Other indirect (Scope 3) GHG emissions*	Other indirect (Scope 3) GHG emissions	MTCO ₂ e	1,064,136
305-4	GHG Intensity (Gross Scope 1+Scope 2)	Gross including power and alternative fuels	MTCO ₂ /MT of cementitious product	0.58
305-7	Nitrogen oxides (NOX), sulfur oxides (SOX), and other significant air emissions **	Nox	MT	10,833.00
		Sox	MT	2,812.00
		PM	MT	500
306-3	Waste generated	Total weight of Hazardous waste generated in metric tons	MT	276.29
		Total weight of Non Hazardous waste generated in metric tons	MT	9,628.36
401-1	New employee hires and employee turnover	Rate of new employee hires during the reporting period	%	18.80%
		Rate of employee turnover during the reporting period	%	17.70%
401-3	Parental leave	Total number of employees that took parental leave, by gender.	Male	142.00
			Female	19.00
		Total number of employees that returned to work in the reporting period after parental leave ended, by gender	Male	142.00
			Female	19.00
		Retention rates of employees that took parental leave, by gender.	Male	91.26%
			Female	90%
403-9	Work related injuries	Number of restricted work cases	Nos.	5.00
		LTI Rate	%	0.16
		TRIR (Employee+Contractors)	%	1.54
		Fatalities	Nos.	0
404-3	Percentage of employees receiving regular performance and career development reviews	Management (Staff) - GM & Above	Male	94.17%
			Female	87.50%
		Non-management employees (Staff) - DGM & Below	Male	86.62%
			Female	84.55%
		Permanent workmen	Male	100%
			Female	100%
405-1	Diversity of governance bodies and employees	Male	%	96.04%
		Female	%	3.96%

*Scope 3 emissions category covers Fuel and energy-related activities (Coal, Lignite, Diesel, Bio diesel, Furnace oil, Petrol Coke, Biomass and Electricity purchased from Grid). Capital goods, purchased goods and services and downstream transportation and distribution. Other categories are not applicable.

Employee commuting is covered under Scope 1. Business travel is not considered in FY 22 due to Work from Home policy in place for the whole year.

** Air Emissions numbers include emissions only from clinker production.

Management Systems Implemented at Plants

Certification	DPM	ARY	BLM	KDP	RGP	BCW	KCW	JCW	DDSPL	MGH	USO	LCW	GCW	MIL
ISO 14001	√	√	√	√	√	√	√	In-Progress		√	√	√	√	New Acquisition
EnMS 50001	√	√	√	√	√	√	√		-	√	-	√		
ISO 9001	√	√	√	√	√	√	√		√	√	√	√		
ISO 45001/OHSAS18000	√	√	√	√	√	√	√		√	√	√	√		

Mapping to UNGC Principles

We follow the ten principles of United Nations Global Compact (UNGC) pertaining to human rights, labour, environment and anti-corruption. With our policies, strategies and decisions we aim to contribute to UNGC efforts.

Principles	Page numbers
Human Rights	
Principle 1: Businesses should support and respect the protection of internationally proclaimed human rights; and	74
Principle 2: make sure that they are not complicit in human rights abuses.	74
Labour	
Principle 3: Businesses should uphold the freedom of association and the effective recognition of the right to collective bargaining;	74
Principle 4: the elimination of all forms of forced and compulsory labour;	74
Principle 5: the effective abolition of child labour; and	74
Principle 6: the elimination of discrimination in respect of employment and occupation.	74
Environment	
Principle 7: Businesses should support a precautionary approach to environmental challenges;	58
Principle 8: undertake initiatives to promote greater environmental responsibility; and	58
Principle 9: encourage the development and diffusion of environmentally friendly technologies.	60
Anti-Corruption	
Principle 10: Businesses should work against corruption in all its forms, including extortion and bribery.	158

GCCA Sustainability KPIs

Basic Parameters	Unit	Values
Clinker production	MillionTons/year	13.92
Cement production	MillionTons/year	22.41
Cementitious production	MillionTons/year	22.61
CO₂ emissions		
Total direct CO ₂ emissions – gross (Cement)	Million tCO ₂ /year	11.44
Total direct CO ₂ emissions – net	Million tCO ₂ /year	11.05
Specific CO ₂ emissions – gross	kg/t of cementitious material	507
Specific CO ₂ emissions – net	kg/t of cementitious material	489
Improvement Rate (Over 1990)		41%
Emissions		
Overall coverage rate	%	100%
Coverage rate continuous measurement	%	100%
PM Emission Absolute	Tons/year	500
PM Emission Specific	g/tonne clinker	36
NOx Emission Absolute	Tons/year	10,833
NOx Emission Specific	g/tonne clinker	779
SOx Emission Absolute	Tons/year	2,812
SOx Emission Specific	g/tonne clinker	202

Basic Parameters	Unit	Values
Fuels and Raw Material		
Kiln fuels	million Tons/year	1.75
Total Energy from fuels used in clinker production	TJ	42,463
Alternative fuels	Tons/year	3,82,470
Energy from alternative fuels	TJ	5,124
Alternative fuel rate (kiln fuels)	%	12.07%
Biomass fuels	Tons/year	10,476
Energy from biomass fuels	TJ/year	333
Biomass fuel rate (kiln fuels)	%	0.78%
Total raw materials for clinker produced	million tons	20.87
Total alternative raw material for clinker produced (ARM)	million tons	0.72
Total Raw Materials for cement produced	million tons	8.77
Total Alternative Raw Materials for cement produced (ARM)	million tons	8.36
Total Alternative Raw Materials for cement produced (% ARM) as per GCCA	%	39
Specific heat consumption for clinker production	MJ/tonne	3,051
Clinker/cement (equivalent) factor	Number	61.3
Safety		
Number of fatalities, directly employed	Number	Zero
Number of fatalities, contractors and sub contractors	Number	Zero
Number of fatalities, third parties	Number	Zero
Number of lost time injuries (LTI), directly employed	Number	Zero
Number of lost time injuries (LTI), contractors and sub contractors	Number	5
LTIFR, directly employed	Number	-
LTIFR, contractors and sub contractors	Number	0.16
LTI severity rate, directly employed	Number	-
Water		
Total Water withdrawal	million m3/year	4
Water discharge	million m3/year	Zero
Water Consumption(Total Water withdrawal – Water Discharge)	million m3/year	4
Amount of Water Consumption per unit of product	Litres/tonne of cementitious material	180.4
Number of sites	Number	14
Number of sites with a water recycling system	Number	11

Parameters	UoM	DPM	ARY	KDP	BGM	RGP	DDSPL	MGH
Concentration of HF	mg/Nm3	BDL	BDL	BDL	<0.0003	<1.0	<0.03	ND
Concentration of Mercury (Hg)	mg/Nm3	BDL	BDL	BDL	<0.0003	0.015	0.004	ND
Concentration of HCL	mg/Nm3	BDL	BDL	BDL	<0.0003	<1.0	<0.03	ND
Concentration of Cd+Ti+Their compounds	mg/Nm3	BDL	BDL	BDL	<0.0003	<0.005	<0.03	ND
Concentration of Sb+As+Pb+Co+Cu+Mn+Ni+V+their compounds	mg/Nm3	0.025	0.072	BDL	<0.0003	0.036	<0.03	ND
Total Dioxins and Furans	ng.TEQ/Nm3	<0.01	<0.01	<0.01	<0.01	<0.01	-	ND

*BDL: Below Detection Limit; ND: Not Detected

#Frequency: Annually Measurement from accredited 3rd party laboratory.

In Grinding Unit: Not Applicable; Murl: Newly Acquired plant, no co-processing done.

Price Waterhouse Chartered Accountants LLP

Independent practitioner's limited assurance report

To the Board of Directors Dalmia Bharat Limited

We have undertaken to perform limited assurance engagement for Dalmia Bharat Limited (the 'Company' or 'Dalmia Bharat') vide Engagement Letter dated April 12, 2022 and addendum to Engagement Letter dated May 27, 2022 in respect of the agreed indicators/parameters listed below (the "Identified Sustainability Indicators"). These indicators/parameters are as identified on page 359 of the Integrated Report of the Company for the year ended 31 March 2022 (the 'Integrated Report').

Identified Sustainability Indicators

The Identified Sustainability Indicators are summarized in Annexure 1 to this report.

Our limited assurance engagement was with respect to the financial year ended March 31, 2022 information only and we have not performed any procedures with respect to earlier periods or any other elements included in the Integrated Report and, therefore, do not express any conclusion thereon.

Criteria

The criteria used by the Company to prepare the Identified Sustainability Indicators are Global Reporting Initiatives Standards ("GRI Standards") & internally defined criteria by the management of Company, as set out in Appendix 1 to this report (the 'Criteria').

Management's Responsibility

The Company's management is responsible for identification of key aspects, engagement with stakeholders, content, preparation and presentation of the Integrated Report in accordance with the Criteria. This responsibility includes the design, implementation and maintenance of internal control relevant to the preparation of the Integrated Report and measurement of Identified Sustainability Indicators, which is free from material misstatement, whether due to fraud or error.

Inherent limitations

The absence of a significant body of established practice on which to draw to evaluate and measure non-financial indicators allows for different, but acceptable, measures and measurement techniques and can affect comparability between entities. In addition, GHG quantification is subject to inherent uncertainty because of incomplete scientific knowledge used to determine emissions factors and the values needed to combine emissions of different gases.

Our Independence and Quality Control

We have complied with the independence and other ethical requirements of the International Code of Ethics for Professional Accountants issued by the International Ethics Standards Board for Accountants (IESBA Code), which is founded on fundamental principles of integrity, objectivity, professional competence and due care, confidentiality and professional behavior.

Our firm applies International Standard on Quality Control 1 and accordingly maintains a comprehensive system of quality control including documented policies and procedures regarding compliance with ethical requirements, professional standards and applicable legal and regulatory requirements.



Price Waterhouse Chartered Accountants LLP, Building No. 8, 8th Floor, Tower - B, DLF Cyber City, Gurugram - 122 002
T: +91 (124) 4620000, F: +91 (124) 4620620

Registered office and Head office: Sucheta Bhawan, 11A Vishnu Digambar Marg, New Delhi 110 002

Price Waterhouse (a Partnership Firm) converted into Price Waterhouse Chartered Accountants LLP (a Limited Liability Partnership with LLP identity no: LLPIN AAC-5001) with effect from July 25, 2014. Post its conversion to Price Waterhouse Chartered Accountants LLP, its ICAI registration number is 012754N/N500016 (ICAI registration number before conversion was 012754N).

Our Responsibility

Our responsibility is to express a limited assurance conclusion on the Identified Sustainability Indicators based on the procedures we have performed and evidence we have obtained. We conducted our limited assurance engagement in accordance with International Standard on Assurance Engagements 3000 (Revised) 'Assurance Engagements other than Audits or Reviews of Historical Financial Information', issued by the International Auditing and Assurance Standards Board. These standards require that we plan and perform this engagement to obtain limited assurance about whether the Identified Sustainability Indicators are free from material misstatement.

A limited assurance engagement involves assessing the suitability in the circumstances of the Company's use of the Criteria as the basis for the preparation of the Identified Sustainability Indicators, assessing the risks of material misstatement of the Identified Sustainability Indicators whether due to fraud or error, responding to the assessed risks as necessary in the circumstances, and evaluating the overall presentation of the Identified Sustainability Indicators.

A limited assurance engagement is substantially less in scope than a reasonable assurance engagement in relation to both the risk assessment procedures, including an understanding of internal control, and the procedures performed in response to the assessed risks.

The procedures we performed were based on our professional judgment and included inquiries, observation of processes performed, inspection of documents, evaluating the appropriateness of quantification methods and reporting policies, and agreeing or reconciling with underlying records.

Given the circumstances of the engagement, in performing the procedures listed above, we:

- Made enquiries of Company's management, including the various teams such as Sustainability team, Corporate Social Responsibility (CSR) Team, etc., and those with responsibility for managing Company's Integrated Reporting
- Understood and evaluated the design of the key structures, systems, processes and controls for managing, recording and reporting on the identified Sustainability Indicators including at the sites covered.
- Checked consolidation for various sites and corporate offices for ensuring the completeness of data being reported
- Performed limited substantive testing on a selective basis of the identified Indicators/ parameters at corporate head office, and in relation to 2 sites located in India (Dalmiapuram & Ariyalur) to check that data had been appropriately measured, recorded, collated and reported;
- Reviewed the level of adherence to the reporting criteria and the reporting framework followed by the company in preparing the Integrated Report
- Reviewed the Integrated Report for detecting, on a test basis, any major anomalies between the information reported in the Integrated Report on performance with respect to identified Sustainability Indicators and relevant source data/information
- Obtained representations from Company's Management

The procedures performed in a limited assurance engagement vary in nature and timing from, and are less in extent than for, a reasonable assurance engagement. Consequently, the level of assurance obtained in a limited assurance engagement is substantially lower than the assurance that would have been obtained had we performed a reasonable assurance engagement. Accordingly, we do not express a reasonable assurance opinion about whether the Identified Sustainability Indicators have been prepared, in all material respects, in accordance with the Criteria.



Exclusions

Our limited assurance scope excludes the following and therefore we do not express a conclusion on the same:

- Operations of the Group other than those mentioned in the “Scope of Assurance”;
- Aspects of the Integrated Report and the data/information (qualitative or quantitative) other than the agreed Indicators/ parameters.
- Data and information outside the defined reporting period i.e. April, 2021 to March, 2022.
- The statements that describe expression of opinion, belief, aspiration, expectation, aim or future intentions provided by the Company

Limited Assurance Conclusion

Based on the procedures we have performed and the evidence we have obtained, nothing has come to our attention that causes us to believe that the Company’s Identified Sustainability Indicators contained in the Integrated Report for the financial year ended March 31, 2022 are not prepared, in all material respects, in accordance with the Criteria.

Restriction on Use

Our limited assurance report has been prepared and addressed to the Board of Directors of the Company at the request of the company solely to assist the company in reporting on the Company’s Sustainability performance and activities. Accordingly, we accept no liability to anyone, other than the Company. Our deliverables should not be used for any other purpose or by any person other than the addressees of our deliverables. The Firm neither accepts nor assumes any duty of care or liability for any other purpose or to any other party to whom our Deliverables are shown or into whose hands it may come without our prior consent in writing.

For Price Waterhouse Chartered Accountants LLP
Firm Registration No: 012754N/N500016
Chartered Accountants



Heman Sabharwal
Partner
Membership Number: 093263
UDIN: 22093263AKJTTC7278

Place: Gurgaon
Date: June 06, 2022

Annexure 1

List of Identified Sustainability Indicators

S. No	Indicator	Criteria
1	GRI 301-2: Recycled input material used	GRI Standards
2	GRI 302-1: Energy consumption within the organization	GRI Standards
3	GRI 302-3: Energy Intensity	GRI Standards
4	GRI 303-3: Water withdrawal	GRI Standards
5	GRI 303-4: Water Discharge	GRI Standards
6	GRI 303-5: Water Consumption	GRI Standards
7	GRI 305-1: Direct (Scope 1) GHG emissions	GRI Standards
8	GRI 305-2: Energy indirect (Scope 2) GHG emissions	GRI Standards
9	GRI 305-3: Other indirect (Scope 3) GHG emissions#	GRI Standards
10	GRI 305-4: GHG Emission Intensity	GRI Standards
11	GRI 305-7: Nitrogen oxides (NOX), sulfur oxides (SOX), and other significant air emissions	GRI Standards
12	GRI 306-3: Waste generated	GRI Standards
13	GRI 401-1: New employee hires and employee turnover	GRI Standards
14	GRI 401-3: Parental Leave	GRI Standards
15	GRI 403-9: Work related injury	GRI Standards
16	GRI 404-3: Percentage of employees receiving regular performance and career development reviews	GRI Standards
17	GRI 405-1: Diversity of governance bodies and employees	GRI Standards
18	Water Positivity	<p>Numerator = Total water harvested Denominator = Total water withdrawal Total water harvested includes:</p> <ol style="list-style-type: none"> 1. Rain Water Harvested within the plant* 2. Rain Water Harvested in mines 3. Rain Water harvested in water harvesting capacities created* 4. Rain Water harvested through water conservation initiatives <p>* It is assumed that structure is filled 3 times a year</p>

- Scope 3 emissions category only covers - Fuel and energy-related activities (Coal, Lignite, Diesel, Bio diesel, Furnace oil, Petrol Coke, Biomass and Electricity purchased from Grid). Capital goods, purchased goods and services and downstream transportation and distribution.



CORPORATE INFORMATION

BOARD OF DIRECTORS

Mr. Pradip Kumar Khaitan
Chairman & Independent Director

Mr. Yadu Hari Dalmia
Non - Executive Director

Mr. Gautam Dalmia
Managing Director

Mr. Puneet Yadu Dalmia
Managing Director & CEO

Mr. Virendra Singh Jain
Independent Director

Mrs. Sudha Pillai
Independent Director

Dr. Niddodi Subrao Rajan
Non - Executive Director

CHIEF FINANCIAL OFFICER

Mr. Dharmender Tuteja

COMPANY SECRETARY

Dr. Sanjeev Gemawat
Group General Counsel &
Company Secretary

AUDITORS

Walker Chandiok & Co LLP

BANKERS

State Bank of India

HDFC Bank Limited

Axis Bank Limited

Standard Chartered Bank

ICICI Bank Limited

Bank of Baroda

Indian Bank

Landesbank, Germany

REGISTERED OFFICE

Dalmia Bharat Limited
CIN - L14200TN2013PLC112346
Dalmiapuram, Lalgudi
Dist.Tiruchirappalli,
Tamil Nadu - 621651

CORPORATE OFFICE

Hansalaya Building,
11th & 12th floors
15, Barakhamba Road
New Delhi – 110001

REGISTRAR AND SHARE TRANSFER AGENT

KFin Technologies Private Limited
Selenium Tower B, Plot 31 & 32,
Financial District, Nanakramguda,
Serilingampally Mandal,
Hyderabad - 500032, Telangana

GRI 102-3, 53



CIN- L14200TN2013PLC112346
11th & 12th floor, Hansalaya Building
15, Barakhamba Road, New Delhi - 110001
Phone: 011-23310121/23/24/25 | Fax: 011-23313303
Email: investorrelations@dalmiabharat.com
corpcomm@dalmiabharat.com
www.dalmiabharat.com