

KET/SEC/SE/2022-23/21

Date: July 26, 2022

BSE Limited

Floor 25, Phiroze Jeejeebhoy Tower,
Dalal Street,
Mumbai - 400 001
Scrip Code: 524109

National Stock Exchange India Ltd.

Exchange Plaza, C-1, Block-G,
Bandra Kurla Complex, Bandra (East),
Mumbai-400051
Stock Code: KABRAEXTRU

Dear Sirs,

Sub: Outcome of Board Meeting of the Company held on July 26, 2022

In terms of the provisions of Regulations 30 and Regulation 33 of the SEBI (Listing Obligations & Disclosure Requirements) Regulations, 2015, we wish to inform you that the Board of Directors of the Company has today at its meeting, inter alia, considered and approved the Unaudited Financial Results (Standalone & Consolidated) for the quarter ended June 30, 2022. A copy of the said Unaudited Financial Results, Limited Review Report and press release are attached.

The meeting of the Board of Directors commenced at 02:00 p.m. and concluded at 04:55 p.m.

Kindly take our above submission on your record.

Thanking you,

Yours faithfully,

For Kabra Extrusiontechnik Limited

Antony Alapat
Company Secretary.

Kabra Extrusiontechnik Ltd.

Fortune Terraces, B wing, 10th Floor, Link Road, Opp. Citi Mall,
Andheri (West), Mumbai - 400 053. Maharashtra, India.

Phone : +91-22-26734822/23/24/25 • Fax : +91-22-2673 5041 • Email : sales@kolsitegroup.com

CIN - L28900MH1982PLC028535

Kabra Extrusiontechnik Ltd.
STANDALONE AND CONSOLIDATED UNAUDITED FINANCIAL RESULTS
FOR THE QUARTER ENDED 30TH JUNE 2022

Sr. No.	Particulars	Standalone						Consolidated					
		Quarter Ended			Year Ended			Quarter Ended			Year Ended		
		June 30	March 31	June 30	June 30	March 31	June 30	June 30	March 31	June 30	June 30	March 31	June 30
		2022	2021	2021	2022	2021	2021	2022	2021	2021	2022	2021	2022
		Unaudited	Audited	Unaudited	Audited	Unaudited	Audited	Unaudited	Audited	Unaudited	Audited	Unaudited	Audited
I	Revenue from operations	10,515.64	16,263.08	5,540.83	40,590.34	10,515.64	16,263.08	5,540.83	40,590.34	10,515.64	16,263.08	5,540.83	40,590.34
II	Other Income	58.86	23.46	52.14	224.91	58.86	23.46	52.14	224.91	58.86	23.46	52.14	224.91
III	Total income (I + II)	10,574.50	16,286.54	5,592.97	40,815.25	10,574.50	16,286.54	5,592.97	40,815.25	10,574.50	16,286.54	5,592.97	40,815.25
IV	EXPENSES												
	Cost of material consumed	8,214.28	11,464.23	4,505.07	28,849.26	8,214.28	11,464.23	4,505.07	28,849.26	8,214.28	11,464.23	4,505.07	28,849.26
	Changes in inventories of finished goods & work in progress	(953.09)	240.62	(1,109.29)	(1,492.67)	(953.09)	240.62	(1,109.29)	(1,492.67)	(953.09)	240.62	(1,109.29)	(1,492.67)
	Employee benefit expense	1,065.89	1,098.91	794.42	3,785.69	1,065.89	1,101.12	794.42	3,785.69	1,065.89	1,101.12	794.42	3,785.69
	Finance Cost	135.74	99.84	49.46	267.50	135.74	99.84	49.46	267.50	135.74	99.84	49.46	267.50
	Depreciation and amortisation expense	325.33	297.27	263.63	1,124.49	326.57	297.65	263.63	1,124.88	326.57	297.65	263.63	1,124.88
	Other Expenses	1,123.61	1,487.79	666.11	3,951.62	1,127.48	1,487.96	666.11	3,951.79	1,127.48	1,487.96	666.11	3,951.79
V	Total expenses (IV)	9,931.76	14,688.66	5,169.40	36,486.89	9,936.86	14,691.43	5,169.40	36,489.66	9,936.86	14,691.43	5,169.40	36,489.66
VI	Profit/(Loss) before exceptional items & tax (III - IV)	642.75	1,597.88	423.57	4,328.36	637.64	1,595.11	423.57	4,325.59	637.64	1,595.11	423.57	4,325.59
VII	Share in Profit/(Loss) of Joint Ventures & Associates (net of tax)	-	-	-	-	(18.09)	72.95	-	-	(18.09)	72.95	-	-
VIII	Exceptional items	-	-	-	-	-	-	-	-	-	-	-	-
IX	Profit/(Loss) before tax (V + VI - VII)	642.75	1,597.88	423.57	4,328.36	619.55	1,668.07	395.33	4,350.22	619.55	1,668.07	395.33	4,350.22
	Tax expenses	-	-	-	-	-	-	-	-	-	-	-	-
	Current Tax	190.76	399.41	104.56	1,217.60	190.76	399.41	104.56	1,217.60	190.76	399.41	104.56	1,217.60
	Income Tax Earlier Year	-	55.31	-	71.08	-	55.31	-	71.08	-	55.31	-	71.08
	MAT Credit entitlement	-	-	-	-	-	-	-	-	-	-	-	-
	Deferred Tax	13.38	(6.05)	15.46	34.17	13.40	(6.05)	15.46	34.17	13.40	(6.05)	15.46	34.17
X	Profit/(Loss) for the period (VIII - IX)	438.61	1,149.21	303.55	3,005.50	415.39	1,219.40	275.32	3,027.37	415.39	1,219.40	275.32	3,027.37
XI	Other Comprehensive Income												
	i) Items that will not be reclassified to profit or loss	(23.76)	(414.78)	675.84	(411.12)	(23.76)	(414.78)	675.84	(411.12)	(23.76)	(414.78)	675.84	(411.12)
	ii) Income tax relating to items that will not be reclassified to profit or loss	(4.58)	(15.33)	-	(52.51)	(4.58)	(15.33)	-	(52.51)	(4.58)	(15.33)	-	(52.51)
XII	Total Comprehensive Income for the period (X + XI) (Comprising Profit (Loss) and Other Comprehensive Income for the period)	410.28	719.10	979.39	2,541.88	387.06	789.29	951.16	2,563.75	387.06	789.29	951.16	2,563.75
XIII	Paid up Equity Share Capital (Face Value of Rs. 5/- each)	1,604.14	1,604.14	1,595.12	1,604.14	1,604.14	1,604.14	1,595.12	1,604.14	1,604.14	1,604.14	1,595.12	1,604.14
XIV	Earning per share (Face Value of Rs. 5/- each) (basic and diluted but not annualized)												
	1. Basic	1.37	3.60	0.95	9.42	1.29	3.82	0.86	9.49	1.29	3.82	0.86	9.49
	2. Diluted	1.25	3.49	0.95	9.35	1.19	3.70	0.86	9.41	1.19	3.70	0.86	9.41

Notes

1 The above Results have been reviewed and recommended by the Audit Committee & approved by the Board of Directors at their meeting held on 26th July 22.
2 Figures for previous periods have been regrouped wherever necessary.

For Kabra Extrusiontechnik Limited



(S.V. Kabra)
Chairman & Managing Director
Date: 26.07.2022
Place: Mumbai

Kabra Extrusiontechnik Ltd.
STANDALONE & CONSOLIDATED SEGMENT INFORMATION FOR THE QUARTER ENDED JUNE 30, 2022

Sr No	Particulars	Standalone						Consolidated					
		Quarter ended		Year Ended		Quarter ended		Year Ended		Quarter ended		Year Ended	
		June 30, 2022	March 31, 2022	June 30, 2022	March 31, 2022	June 30, 2022	March 31, 2022	June 30, 2022	March 31, 2022	June 30, 2022	March 31, 2022	June 30, 2022	March 31, 2022
		(unaudited)	(audited)	(unaudited)	(audited)	(unaudited)	(audited)	(unaudited)	(audited)	(unaudited)	(audited)	(unaudited)	(audited)
(i)	Segment Revenue	5,776.09	10,127.66	5,275.06	29,680.57	5,776.09	10,127.66	5,275.06	29,680.57	5,275.06	10,127.66	5,275.06	29,680.57
	Extrusion Machinery Division	4,798.41	6,158.88	3,179.91	11,134.68	4,798.41	6,158.88	3,179.91	11,134.68	4,798.41	6,158.88	3,179.91	11,134.68
	Battery Division	10,574.50	16,286.54	5,592.97	40,815.25	10,574.50	16,286.54	5,592.97	40,815.25	10,574.50	16,286.54	5,592.97	40,815.25
	Segment Results												
	Extrusion Machinery Division	566.15	1,275.07	603.81	4,214.58	566.15	1,275.07	603.81	4,214.58	566.15	1,275.07	603.81	4,214.58
	Battery Division	232.34	422.66	-130.79	381.28	232.34	422.66	-130.79	381.28	232.34	422.66	-130.79	381.28
	Total Segment Results	798.49	1,697.73	473.02	4,595.86	798.49	1,697.73	473.02	4,595.86	798.49	1,697.73	473.02	4,595.86
	Unallocated Corporate income net of unallocated expenses												
	Profit / (loss) before interest and taxation	798.49	1,697.73	473.02	4,595.86	798.49	1,697.73	473.02	4,595.86	798.49	1,697.73	473.02	4,595.86
	Finance Cost	155.74	99.84	49.46	267.50	155.74	99.84	49.46	267.50	155.74	99.84	49.46	267.50
	Profit (+)/loss (-) before exceptional items and share of loss	642.75	1,597.89	423.57	4,328.36	642.75	1,597.89	423.57	4,328.36	642.75	1,597.89	423.57	4,328.36
	Share in profit/(loss) of joint ventures / associates												
	Profit(+)/LossH before exceptional items and tax	642.75	1,597.89	423.57	4,328.36	642.75	1,597.89	423.57	4,328.36	642.75	1,597.89	423.57	4,328.36
	Exceptional items												
	Profit(+)/ Loss(-) before tax	642.75	1,597.89	423.57	4,328.36	642.75	1,597.89	423.57	4,328.36	642.75	1,597.89	423.57	4,328.36
	Tax Expenses												
	Current Tax	190.75	399.41	104.56	1,217.60	190.75	399.41	104.56	1,217.60	190.75	399.41	104.56	1,217.60
	MAT Credit Entitlement												
	Income Tax of earlier year		55.32		71.08		55.32		71.08		55.32		71.08
	Deferred Tax	13.38	-6.05	15.46	34.17	13.40	-6.05	15.46	34.17	13.40	-6.05	15.46	34.17
	Net Profit/ (loss) after tax	438.61	1,149.21	303.55	3,005.51	415.39	1,219.40	273.32	3,027.38	415.39	1,219.40	273.32	3,027.38
	Other Comprehensive Income	-28.33	-430.11	675.84	-463.63	-28.33	-430.11	675.84	-463.63	-28.33	-430.11	675.84	-463.63
	Net Comprehensive Income	410.28	719.10	979.39	2,541.88	387.06	789.29	951.16	2,563.75	387.06	789.29	951.16	2,563.75
(iii)	Segment Assets												
	Extrusion Machinery Division	28,172.53	24,233.61	22,743.62	24,233.61	28,172.53	24,233.62	22,743.62	24,233.62	28,172.53	24,233.62	22,743.62	24,233.62
	Battery Division	28,552.61	23,203.94	7,924.24	23,203.94	28,552.62	23,203.94	7,924.24	23,203.94	28,552.62	23,203.94	7,924.24	23,203.94
	Total Segment Assets	56,725.14	47,437.55	30,667.86	47,437.55	56,725.15	47,437.56	30,667.86	47,437.56	56,725.15	47,437.56	30,667.86	47,437.56
	Unallocated Corporate Assets	7,328.37	9,344.74	10,305.10	9,344.74	7,428.72	9,415.06	10,248.52	9,415.06	7,428.72	9,415.06	10,248.52	9,415.06
	Total Assets	64,053.51	56,782.29	40,972.97	56,782.29	64,154.88	56,852.62	40,916.38	56,852.62	64,154.88	56,852.62	40,916.38	56,852.62
(iv)	Segment Liabilities												
	Extrusion Machinery Division	12,286.78	11,074.47	10,381.82	11,074.47	12,286.78	11,074.47	10,381.82	11,074.47	12,286.78	11,074.47	10,381.82	11,074.47
	Battery Division	4,543.95	5,718.62	1,336.89	5,718.62	4,543.96	5,718.62	1,336.89	5,718.62	4,543.96	5,718.62	1,336.89	5,718.62
	Total Segment Liabilities	16,830.73	16,793.09	11,718.71	16,793.09	16,830.74	16,793.09	11,718.71	16,793.09	16,830.74	16,793.09	11,718.71	16,793.09
	Unallocated Corporate Liabilities	47,222.79	39,989.21	29,254.26	39,989.21	47,324.13	40,059.58	29,197.67	40,059.58	47,324.13	40,059.58	29,197.67	40,059.58
	Total Liabilities	64,053.51	56,782.29	40,972.97	56,782.29	64,154.88	56,852.62	40,916.38	56,852.62	64,154.88	56,852.62	40,916.38	56,852.62
(v)	Capital Employed												
	Extrusion Machinery Division	15,885.75	13,159.15	12,361.80	13,159.15	15,885.75	13,159.15	12,361.80	13,159.15	15,885.75	13,159.15	12,361.80	13,159.15
	Battery Division	24,008.67	17,485.32	6,587.36	17,485.32	24,008.66	17,485.32	6,587.36	17,485.32	24,008.66	17,485.32	6,587.36	17,485.32
	Unallocated	-39,894.42	-30,644.47	-18,949.15	-30,644.47	-39,894.41	-30,644.47	-18,949.15	-30,644.47	-39,894.41	-30,644.47	-18,949.15	-30,644.47

NOTES:
1. Company operates in two business segments i) Extrusion Machinery ii) Battery.
2. Previous year figures have been regrouped wherever necessary.



For Kabra Extrusiontechnik Limited
(S.V. Kabra)
Chairman & Managing Director
Date: 26.07.2022
Place: Mumbai



LIMITED REVIEW REPORT

Independent Auditor's Review Report to the Board of Directors of Kabra Extrusiontechnik Ltd. on the Consolidated Unaudited Financial Results.

1. We have reviewed the accompanying statement of Consolidated Unaudited Financial results of M/s. Kabra Extrusiontechnik Limited ("The Company") **its jointly controlled entities and Wholly-owned subsidiary entity (the Company, its jointly controlled entities and Wholly-owned subsidiary entity are referred to as the "the group")** for the quarter ended 30th June 2022 and year to date for the period from 01st April 2022 to 30th June 2022 ("the Statement") being submitted by Parent pursuant to the requirement of Regulation 33 of the SEBI (Listing Obligations and Disclosure Requirements) Regulations, 2015, read with Circular No. CIR/CFD/CMD1/ 80 /2019. Attention is drawn to the fact that the Consolidated figures for the corresponding quarter 30th June 2022 as reported in these financial results have been approved by the Group's Board of Directors, but have not been subjected to review.
2. The preparation of the statement in accordance with the recognition and measurement principles laid down in Indian Accounting Standards 34 -"Interim Financial Reporting" (Ind AS 34) prescribed under Section 133 of the Companies Act, 2013 read with Companies (Indian Accounting Standards) Rules, 2013, is the responsibility of the Group's Management and has been approved by the Parent's Board of Directors. Our responsibility is to issue a report on these statements based on our review.
3. We conducted our review in accordance with the Standard on Review Engagement (SRE) 2410, "Review of Interim Financial Information Performed by Independent Auditor of the Entity", issued by the Institute of Chartered Accountants of India. This Standard requires that we plan and perform the review to obtain moderate assurance as to whether the financial statements are free of material misstatement. A review is limited primarily to inquiries of company personnel and analytical procedures applied to financial data and thus provides less

assurance than an audit. We have not performed an audit and accordingly, we do not express an audit opinion.



We also performed procedures in accordance with the circular issued by the SEBI under Regulation 33 (8) of the SEBI (Listing Obligations and Disclosure Requirements) Regulations, 2015, as amended, to the extent applicable.

4. The Statement includes the share of the following entities :

Jointly controlled Entities :

- a. Kabra Mecanor Belling Technik Private Limited.
- b. Penta Auto Feeding India Limited.

Wholly owned subsidiary company :

Varos Technology Private Limited.

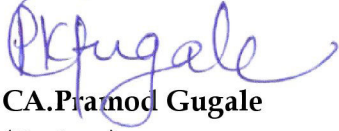
5. Based on our review conducted as above, nothing has come to our attention that causes us to believe that the accompanying statement has not been prepared in all material respect in accordance with applicable Accounting Standards i.e. Ind AS prescribed u/s 133 of the Companies Act, 2013 read with relevant rules issued there under and other recognized accounting practices and policies generally accepted in India, and has not disclosed the information required to be disclosed in terms of Regulation 33 of the SEBI (Listing Obligations and Disclosure Requirements) Regulations, 2015, as modified by Circular No. CIR/CFD/CMD1/ 80 /2019 dated July 19, 2019, including the manner in which it is to be disclosed, or that it contains any material misstatement.

6. The consolidated unaudited financial results includes the Group's share of net loss of Rs. 40.53 lakhs for the quarter ended 30th June 2022 as considered in the consolidated unaudited financial results, in respect of Joint Ventures and Subsidiary whose interim Financial statements have been certified by the Management, as these are not material for the group as per Regulation 33(3)(h) of the SEBI (Listing Obligations and Disclosure Requirements) Regulations, 2015. Our Conclusion on the statement, in so far as it relates to the amounts and disclosures included in respect of these joint ventures, is based solely on the statements provided by the Management.

Our conclusion on the statement is not modified in respect of the above matters.

For M/s. A. G. OGALE & CO.

Chartered Accountants



CA. Pramod Gugale

(Partner)

Membership No. : 113775



UDIN : 22113775ANQSYG6323

Pune,


July 26, 2022

Ganesh Prasad, 365/38, Ekbote Colony, Shankarsheth Road, Pune 411 042.

Contact : 94 220 320 49 Mail : pramodgugale@gmail.com



A.G. OGALE & CO.
Chartered Accountants



LIMITED REVIEW REPORT

Independent Auditor's Review Report to the Board of Directors of Kabra Extrusiontechnik Ltd. on the Standalone Unaudited Financial Results.

We have reviewed the accompanying statement of unaudited financial results of M/s. Kabra Extrusiontechnik Limited for the quarter ended 30th June 2022 and year to date for the period from 01st April 2022 to 30th June 2022 ("the Statement") being submitted by Company pursuant to the requirement of Regulation 33 of the SEBI (Listing Obligations and Disclosure Requirements) Regulations, 2015, read with Circular No. CIR/CFD/CMD1/ 80 /2019.

The preparation of the statement in accordance with the recognition and measurement principles laid down in Indian Accounting Standards 34 -"Interim Financial Reporting" (Ind AS 34) prescribed under Section 133 of the Companies Act, 2013 read with Companies (Indian Accounting Standards) Rules, 2013, is the responsibility of the Company's Management and has been approved by the Board of Directors. Our responsibility is to issue a report on these statements based on our review.


We conducted our review in accordance with the Standard on Review Engagement (SRE) 2410, "Review of Interim Financial Information Performed by Independent Auditor of the Entity", issued by the Institute of Chartered Accountants of India. This Standard requires that we plan and perform the review to obtain moderate assurance as to whether the financial statements are free of material misstatement. A review is limited primarily to inquiries of company personnel and analytical procedures applied to financial data and thus provides less assurance than an audit. We have not performed an audit and accordingly, we do not express an audit opinion.

Based on our review conducted as above, nothing has come to our attention that causes us to believe that the accompanying statement has not been prepared in all material respect in accordance with applicable Accounting Standards i.e. Ind AS prescribed u/s 133 of the Companies Act, 2013 read with relevant rules issued there under and other recognized

accounting practices and policies generally accepted in India, and has not disclosed the information required to be disclosed in terms of Regulation 33 of the SEBI (Listing Obligations and Disclosure Requirements) Regulations, 2015, as modified by Circular No. CIR/CFD/CMD1/ 80 /2019 dated July 19, 2019, including the manner in which it is to be disclosed, or that it contains any material misstatement.

For M/s. A. G. OGALE & CO.

Chartered Accountants



CA.Pramod Gugale

(Partner)

Membership No. : 113775

UDIN : 22113775ANQLQF7773

Pune,

July 26, 2022



Ganesh Prasad, 365/38, Ekbote Colony, Shankarsheth Road, Pune 411 042.

Contact : 94 220 320 49 Mail : pramodgugale@gmail.com



Press Release

26th July, 2022

Key Highlights for Quarter ended June, 2022

- ❖ Revenue has increased by **90% (to ₹ 105 crs)** for quarter ended June'22 on YoY basis.
- ❖ Battery division has achieved revenue of **₹ 48 crs, up by 1500%** for the quarter ended June'22 v/s of ₹ 3.2 crs for quarter ended June'21.
- ❖ Revenue for Extrusion Machinery division has increased by **9.5% (to ₹ 57.2 crs)** during the quarter ended June'22 on YoY basis.
- ❖ Operating Margin (EBIDTA) has increased to **₹ 10.65 crs** (from ₹ 6.85 crs), up by **56%** for quarter ended June'22 on YoY basis.
- ❖ PBT has increased to **₹ 6.4 crs** (from ₹ 4.2 crs), up by **52%** for quarter ended June'22 on YoY basis.

Update on Battery Segment

Battrixx continues to acquire the top Original Equipment Manufacturers (OEM's) in the two-wheeler segment. Battrixx is also actively engaged with OEMs for the electric three-wheeler segment and also exploring segment of Energy Storage Systems (ESS). Backed by strong orders, Battrixx division has turned profitable. Battrixx continues to invest in research and development in future technologies that result in cell chemistry, upgraded battery packs, improved design for better performance, increased mileage and enhanced safety.

During the quarter ended Mar'22, Company has acquired 100% stake in Varos Technology Pvt. Ltd. We expect very strong business synergies to be generated through this acquisition by offering strong IOT capabilities and tools making our battery packs smarter and offering solutions for battery swapping station. Battrixx has recently launched it's first IOT Device scalable with 2G/3G/4G/5G connectivity.

For more details, pls visit;

www.kolsite.com / www.battrixx.com

Safe Harbor

This statement contains certain forward looking statements concerning the Company's future business prospects and business profitability, which are subject to a number of risks and uncertainties and the actual results could materially differ from those in such forward looking statements. The risks and uncertainties relating to these statements include, but are not limited to, risks and uncertainties regarding fluctuations in earnings, our ability to manage growth, competition (both domestic and international), economic growth in India and abroad, government policies and actions regulations, interest and other fiscal costs generally prevailing in the economy, pandemic or any event/disruptions beyond the Company's control. The Company does not undertake to make any announcement in case any of these forward looking statements become materially incorrect in future or update any forward looking statements made from time to time by or on behalf of the Company.

This statement have been prepared solely for information purposes and do not constitute any offer, recommendation or invitation to purchase or subscribe for any securities, and shall not form the basis or be relied on in connection with any contract or binding commitment whatsoever.