

Date: June 12, 2024

To,

**The Manager – Listing
Dept of Corp. Services,
BSE Limited
P.J. Towers, Dalal Street, Fort,
Mumbai – 400 001
Scrip Code: 543593**

**The Manager – Listing
National Stock Exchange of India Ltd.
Exchange plaza, Bandra Kurla Complex
Bandra East
Mumbai – 400 051
Symbol: DBOL**

Dear Sir/Ma'am,

Sub: Annual Report for the Financial Year 2023-24.

Pursuant to Regulation 34 of the SEBI (Listing Obligations and Disclosure Requirements) Regulations, 2015, we enclose herewith a copy of Annual Report for the Financial Year 2023-24. The 4th Annual General Meeting of the Company is scheduled to be held on Friday, July 05, 2024 at 4:00 P.M. (IST) via two-way Video Conferencing (“VC”)/ Other Audio-Visual Means (“OAVM”).

The said Annual Report is being sent through electronic mode to the shareholders of the Company whose email addresses are registered with the Company/ RTA/ Depository Participants and is also available on the website of the Company at www.dhampur.com.

You are requested to take the same on record.

Thanking you

Your Sincerely,

For Dhampur Bio Organics Limited

Ashu Rawat

Company Secretary and Compliance Officer

Dhampur Bio Organics Limited
Annual Report 2023-24



Sustainability & Balance

Contents

Business Overview

| | |
|----|--|
| 01 | Management Letter |
| 02 | 5 overarching messages in this Annual Report |
| 04 | Corporate snapshot |
| 08 | Our performance across the years |
| 09 | The big picture |
| 10 | DBO's credo: Sustainability and Balance |
| 14 | Operational overview |
| 16 | Business model |
| 18 | DBO enhances value for all its stakeholders |
| 22 | Business review |
| 32 | Environment, social and governance at DBO |

Statutory Reports

| | |
|-----|--|
| 37 | Management Discussion and Analysis |
| 49 | Director's report |
| 62 | Business Responsibility and Sustainability Report (BRSR) |
| 102 | Report on Corporate Governance |

Financial Statements

| | |
|-----|-----------------------------------|
| 118 | Standalone Financial Statements |
| 194 | Consolidated Financial Statements |

Forward-looking statement

In this Annual Report we have disclosed forward-looking information to enable investors to comprehend our prospects and take informed investment decisions. This report and other statements written and oral that we periodically make contain forward-looking statements that set out anticipated results based on the management's plans and assumptions. We have tried wherever possible to identify such statements by using words such as 'anticipates', 'estimates', 'expects', 'projects', 'intends', 'plans', 'believes' and words of similar substance in connection with any discussion of future performance. We cannot guarantee that these forward-looking statements will be realised, although we believe we have been prudent in our assumptions. The achievement of results is subject to risks, uncertainties and even inaccurate assumptions. Should known or unknown risks or uncertainties materialise, or should underlying assumptions prove inaccurate, actual results could vary materially (favorably or against) from those anticipated, estimated or projected. Readers should bear this in mind. We undertake no obligation to publicly update any forward-looking statements, whether as a result of new information, future events, or otherwise.



Our focus areas for the coming year will be cane development, cost optimization and improved efficiency and premiumization of our offerings in both the sugar and alcohol segment.

Dear Shareholders,

FY 2023-24 was an extremely volatile year for the entire sugar industry. We had to remain nimble and evolve our strategy and tactics accordingly to adjust to the rapidly changing macro and policy environment.

In my third letter, I will first delve into the macro and micro trends that had an impact on our business. Next, I will cover our key initiatives in the year that went by, and our progress against our key goals. Lastly, I will discuss with you our priorities and outlook for the future.

After a decade of sustained momentum in ethanol, 2024 saw policy changes that reaffirmed the primacy of sugar for our industry. The uneven distribution of rain in the cane growing regions of Maharashtra and Karnataka gave rise (to what now seems unwarranted) fears of a substantial reduction in cane yields and availability from this region. To prevent a sharp drop in sugarcane availability, the Govt. restricted on use of cane juice and B-Heavy molasses for ethanol production resulted in the industry needing to rapidly change entrenched strategies.

One of DBO's main priorities for FY 2023-24 was to focus on cane development and reversing the declines we saw in our gross recovery – (sucrose % cane) and ensure adequate cane for ensuring continuous growth. I am happy to report that our gross recovery for FY 2023-24 stood at 11.37%, which is a 3.27% point improvement over FY 2022-23. Our sustained efforts in R&D, pest control, farmer engagement and variety replacement have yielded results. Our improved recovery resulted in considerably negating the impact of the increase in cane price.

Unfortunately, we could not achieve similar success in augmenting our overall cane crush. Like all the mills in UP, DBO too saw a reduction in the sugarcane available for FY 2023-24 crushing season, but we can take solace that our overall reduction is amongst the lowest as compared to our peers operating in our region. This variance in cane availability has been due to reduced yields of cane coupled with a much higher diversion to gur and khandsari sector. We continue to be very focused on cane development, which includes varietal replacement, crop management to maximize recovery and yield and to also increase area under

cane. We had a marked reduction in the sugar sold in FY 2023-24 as compared to the previous year on account of reduced quotas and restrictions on exports.

A changing macro and policy environment, the sugar – ethanol economics was rapidly tilting in favor of sugar and our decision to defer the capex for a proposed green field distillery in Meeranaj was further validated by the restrictions on diverting cane juice and B-Heavy for ethanol. We continue to move ahead with the conversion of Asmoli distillery to a dual feed – sugarcane and grain. This investment will give us flexibility in raw material usage and enable us to increase the duration of our distillery operations.

Our focus areas for the coming year will be cane development, cost optimization and improved efficiency and premiumization of our offerings in both the sugar and alcohol segment.

I appreciate your support and assure you, all of us at DBO will continue to give our hundred percent towards sustainable and balanced growth.

Warm regards

Gautam Goel
Managing Director

5 overarching messages in this Annual Report

#1

DBO possesses strategic clarity to deepen its position as a differentiated player in a commoditized space

#2

The Company is utilizing an unforeseen FY 2023-24 setback – an extensive feature across Uttar Pradesh – to build a broadbased de-risked resource foundation

#3

The Company is concurrently seeking to reimagine its conventional sugar business around niche value-added products, packaging and branding

#4

The Company will sweat its distillery and introduce a swing facility to manufacture ethanol from grain

#5

These initiatives are expected to established a modern proactive recall for the Company, enhancing stakeholder value

Dhampur Bio Organics Limited (DBO) is a cane-processing company with experience and pedigree extending across nine decades.

The Company is repositioning itself as a value-added sugar manufacturer on the one hand and a bio-energy company on the other.

The Company has made proactive investments with the objective to deepen strategic differentiation.

The Company is committed to the priorities of Sustainability and Balance as dependable guardrails of its strategic long-term intent.





Our guiding principle, credo and strategy

As an agribusiness entity, DBO is intricately connected with the rural economy and biofuels sector, positioning us to significantly influence our environment.

Our core principle is encapsulated in our Credo - 'Sustainability & Balance'. This Credo is central to our business strategy, influencing both our strategic direction and our operational and management philosophies, thereby directing our path of growth.

Sustainability

- Emphasis on protecting and enhancing our natural environment through operations that are friendly to the ecosystem.
- Continuous investment in green business segments, aiming to benefit all stakeholders involved.

Balance

- Striving to find the right balance between growth, new initiatives and prudent financial discipline.
- Balancing the aspirations and necessities of our large and diverse stakeholder base consisting of farmers, suppliers, employees, lenders, shareholders and regulators, and the community at large.

Background

Dhampur Bio Organics Limited is a leading, integrated sugarcane processing company with over 90 years of rich industry experience. The Company is engaged in the manufacturing of sugar, biomass-based renewable power, bio-fuels and related products. The Company was demerged from its parent organization in 2022, empowering it to chart a differentiated strategic direction.

Our products

Dhampur Bio Organics Limited is one of the leading producers of cane-derived products in Uttar Pradesh, India. Our product portfolio consists of sugar (both raw and refined), biofuels (ethanol), domestic spirits, extra neutral alcohol (ENA), renewable energy, organic manure, and carbon dioxide.

Our strategy

The Company's strategy is designed to leverage its competitive competencies in seeking growth along established and emerging lines. This strategy, summarised by 'Innovation', 'Integration' and 'Value Creation', has helped create a scalable growth platform. This platform is generating green shoots through enhanced production capabilities,

diversified products range, and effective cost management leading to prospective sustainability.

Innovation: Leveraging our heritage to innovate and improve; introducing new products to strengthen business sustainability and balance.

Integration: Maximising the full potential of our principal resource by producing

sugar, bio-fuels, renewable energy and Country Liquor. Ensuring integration (backward and forward), supported by sustainable practices.

Value creation: Extending beyond our core sugar and byproduct businesses to enhance value. Venturing into synergic areas to widen margins.

Certifications

DBO is committed to manufacturing excellence, sustainable practices and quality management. This is validated by the recognitions received by our plants. Our units possess the following certifications - ISO 14001:2015 (Mansurpur), ISO 9001:2015 (Mansurpur and Asmoli), FSSC 22000 (Mansurpur and Asmoli) and Certificate of Drug Formulation Approval (Asmoli). Our Mansurpur and Asmoli plants achieved 'Green Category' status in the Supplier Guiding Principle audit.

| Unit | ISO 14001:2015 | ISO 9001:2015 | FSSC 22000 | Supplier guiding principle (SGP) | Halal | Kosher |
|------------------------------------|----------------|---------------|------------|----------------------------------|-------|--------|
| Asmoli (District Sambhal) | | ✓ | ✓ | ✓ | ✓ | ✓ |
| Mansurpur (District Muzaffarnagar) | ✓ | ✓ | ✓ | ✓ | ✓ | ✓ |

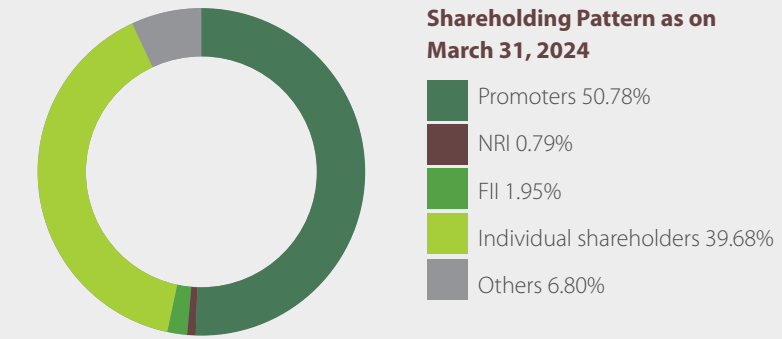
Talent pool

As of March 31, 2024, the Company comprised 1,637 employees with an average age of 46 years and 65% employees of five years or more.

Credit rating

The Company has received a long-term rating of CARE A+; Stable from CareEdge.

Our shareholding pattern



Manufacturing capability

The Company's manufacturing facilities are located in cane-rich areas of Uttar Pradesh, proximate to each other, providing us with a large cane catchment area with related logistical advantages. The Company manufactures refined sugar and raw sugar; its specialised downstream pharma-grade applications have broadbased risk and enhanced value-addition.

| Capacity | Consolidated | Asmoli | Mansurpur | Meerganj |
|---|--------------|----------|-----------|----------|
| Sugarcane crushing (TCD) | 29,500 | 12,500 | 8,000 | 9,000 |
| Sugar refinery (TPD) | 2,000 | 1,100 | 900 | - |
| Pharma grade sugar (TPD) | 700 | 700 | - | - |
| LQW sugar (TPD) | 800 | - | - | 800 |
| Biofuels and spirits (LPD) on BH molasses | 3,12,500 | 3,12,500 | - | - |
| Renewable energy (MW) | 95.5 | 43.5 | 33 | 19 |
| Country liquor (Million cases per year) | 4.2 | 4.2 | - | - |
| Carbon dioxide (CO2) (TPD) | 80 | 80 | - | - |

Numbers validating our manufacturing prowess

Cane crushed

41.44

Lakh Tonnes in FY 2023-24 as against 43.22 Lakh Tonnes in FY 2022-23

Sugar produced

4.23

Lakh Tonnes in FY 2023-24 as against 3.51 Lakh Tonnes in FY 2022-23

Net sugar recovery

10.32

% in FY 2023-24 as against 9.42% in FY 2022-23

Ethanol produced

931.40

Lakh Bulk Litres in FY 2023-24 as against 980.59 Lakh Bulk Litres in FY 2022-23

Renewable Power generated

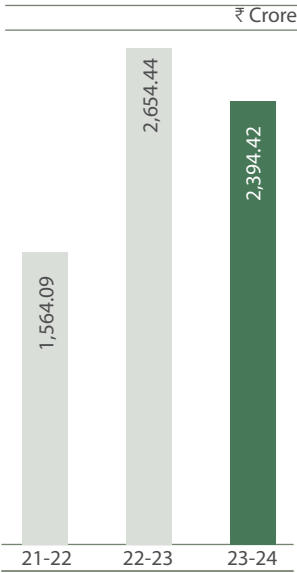
30.25

Creore units in FY 2023-24 as against 34.53 Creore Units in FY 2022-23

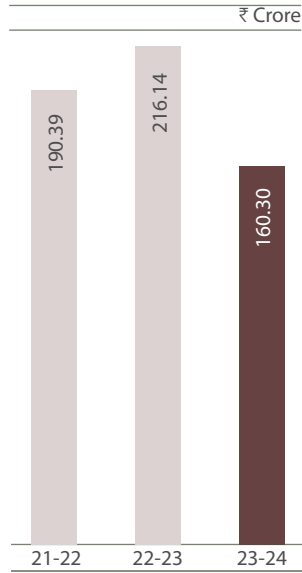
9.68

Creore units in FY 2023-24 as against 14.67 Creore Units sold to UPPCL in FY 2022-23

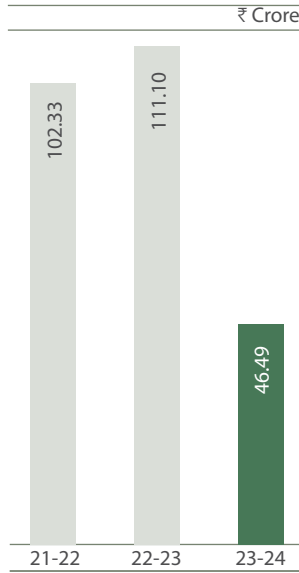
Our performance across the years



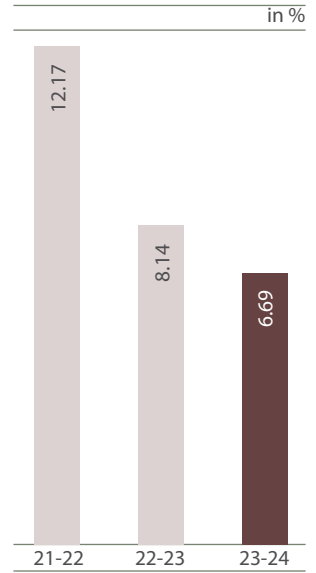
Revenue from operations



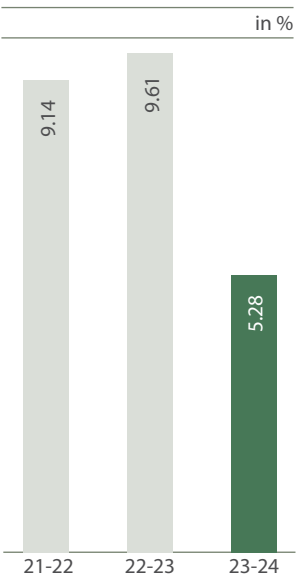
EBITDA
(Excluding exceptional items)



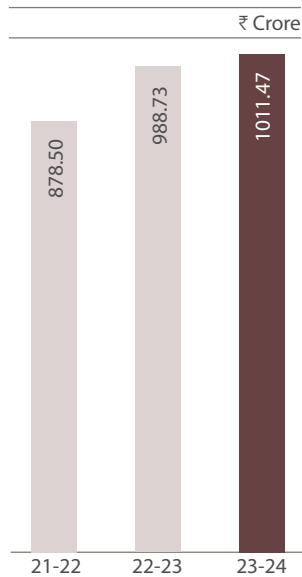
Net profit



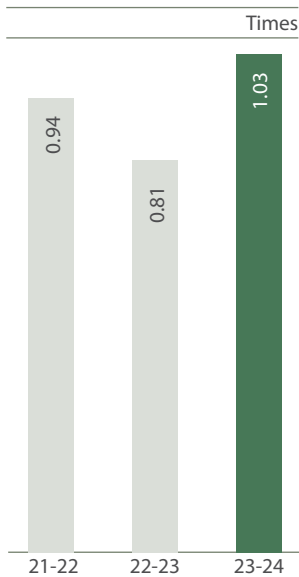
EBITDA margin



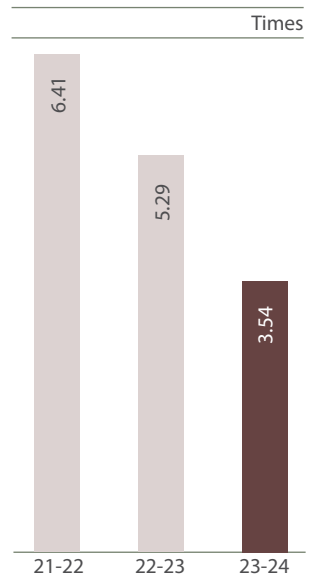
RoCE (PBIT) of the core business



Net worth



Gearing



Interest cover

The big picture

The world is extending from the commodity to the value-added

There is a growing preference for packaged and hygienic foods

There is a widening need for enhanced renewable fuels and energy the world over

There is a priority in balancing agriculture and industry needs

There is a growing commitment to build responsible, profitable and sustainable businesses

At DBO, we are building our business around these priorities with the objective to enhance stakeholder value in a sustainable way

DBO's credo: Sustainability & Balance



Overview

Sustainability and Balance represent a concise snapshot of how we seek to grow our business

These words represent a priority in a rapidly transforming world

There is no idea, capital spending or initiative at DBO that is not passed through these filters

Our approach to growing our business is balanced, which indicates that we will not

extend ourselves beyond the prudent and that we will broadbase the business to the extent possible so that the outcomes are predictable, responsible and sustainable

Our commitment to the business is also sustainable, indicates that it is the broader interest of all stakeholders and that the positive achieved of today can be replicated in the future without stretching our resources

By committing to grow our business around these elements, we have presented our

stakeholders with a picture of what they can expect by remaining associated with us.

We believe that this strategic clarity will attract like-minded stakeholders, enhancing the stability of our eco-system.

The stability of the eco-system in a world of Black Swans will represent our biggest insurance going forwards, enhancing stakeholder value.

The sustainability of this approach has been designed to enhance stakeholder value, the rationale for our being in business

Sustainability

Passing every initiative through a consistent filter: 'Can we grow this sustainably?'

Creating multiple long-term growth platforms assuring scalability and profitability

Focus on growing the business without external capital infusion

Growing our business around a long-term strategic direction aligned with a modern world

Strengthening our business beyond the scope of government controls (but leveraging government policies)

Commitment to sustained growth over one-off profitability spikes

Deepening our presence to responsible agriculture and clean chemistries

Utilising land as a sustainable resource as opposed to an exploitable property

Increasing the % of revenues from niche, synergic and value-added downstream product variants

Product mix benchmarked around emerging lifestyles (health, hygiene, modern trade)

Evolving revenues towards multinational and marquee customers willing to pay better

Working with an under-borrowed and liquid Balance Sheet

Implementing modern farm practices designed to enhance productivity

Building the business around advanced technologies (communication and cane etc.)

Balance

Balancing the present and future without compromising either

Balancing asset utilization with increased capital investment.

Balancing the use of nutrients with the objective to enhance farm yield

Balancing an exposure to sugar and ethanol based on market dynamics

Balancing flexibility in ethanol manufacturing routes based on market realities

Balancing portfolio integration: byproduct becomes raw material for another product

Balancing the richness of our legacy with the new ideas of an emerging world

Balancing the needs of volume and value
Balancing core business demands with an exploration into adjacent spaces

Balancing all risks without risking too much or aspiring for too little

Balancing the needs of all stakeholders



Operational review

**DBO
strengthened
control of
factors under
its influence,
assuring better
performance**

Our differentiated focus

In a business that is constrained by a range of factors outside the Company's control, the Company has created a distinctive strategic momentum to extend beyond the sector's conventional commodity focus. The result is a focus to seek incremental improvements across every aspect of operations – cane sourcing, crushing, byproducts utilisation and marketing. These gains may be incremental, but we believe that by aggregating these relatively small gains, we have created a foundation for sustainable multi-year performance.

Overview

At DBO, we recognise that the sugar industry is a complex ground-level sector that warrants a comprehensive engagement on the one hand and a hands-on discipline on the other.

Besides, the cost-plus nature of the industry warrants an insight in generating more from less, warranting comprehensive engagement, monitoring, measurement and course correction.

In view of this, your company deepened its micro-management without compromising its capacity for strategic direction setting and macro management. This combined capability is expected to deepen the Company's sustainability and ability to enhance stakeholder value.

Sectorial context

The Indian sugar industry encountered an unusual phenomenon with regard to cane output during the sugar season of FY 2023-24. Cane output was down in Uttar Pradesh by an approximately 6% when compared with the previous season. On the other hand, cane output was almost same in Maharashtra and approximately 7% lower in Karnataka during the FY 2023-24 sugar season. This phenomenon has disturbed a pattern established over the past few years, where most fluctuations in cane output occurred in Maharashtra and Karnataka, while Uttar Pradesh exhibited a more consistent pattern. (Source: ISMA)

The season also disturbed the trend of Uttar Pradesh companies capitalising on the decline in the output through higher sugar realisations. As it transpired During the review year, Uttar Pradesh saw a decline in cane output, with government measures to stabilize sugar prices ahead of the first two quarters of 2024. This impacted the performance of sugar companies in the state, a reality expected to continue into the current year.

The country produced 320 Lakh Tonnes of sugar (following the diversion of 20 Lakh Tonnes to ethanol manufacture). The country's sugar consumption was estimated at 285 Lakh Tonnes, resulting in an estimated surplus of 35 Lakh Tonnes for the season that was added to the incoming opening stock of 55.6 Lakh Tonnes. The result is that the Company is estimated to give ended the FY 2023-24 sugar season with a carry-forward sugar inventory of 90.6 Lakh Tonnes, equivalent to 3 to 4 months of sugar consumption.

Performance

The Company reduced crushing from 43.22 Lakh Tonnes in FY 2022-23 to 41.44 Lakh Tonnes in FY 2023-24, the outcome of challenges and opportunities across three manufacturing facilities. The gross sugar recovery increased by 36 bps to 11.37% in FY 2023-24. The quantum net of sugar manufactured by the Company increased 21% to 4.23 Lakh Tonnes; ethanol production declined and the quantum of cogenerated power declined 12.4% to 30.25 Crore units during the year under review.

Discipline

At DBO, the operative word in our performance was one of discipline.

This commitment to discipline comprised the ability to moderate the influence of variables, enhance operational predictability, seek periodic incremental gains, generate more from less and consistently seek a better way of doing things.

These attributes were visible in the Company's performance during the last financial, which empowered the Company to resist the impact of the sectorial weakness and position the Company for prospective recovery as soon as market conditions rebounded.

The principal achievements of the business during the year under review comprised the following:

One, the Company deepened its cane development with the objective to arrest the spread of the red rot disease, replace the disease-vulnerable cane variety and invest in the planting of resilient cane strains (to become increasingly visible in coming years).

Two, the Company engaged in technology-driven assessment of the standing crop in fields, communication between farmers and the manufacturing units with the objective to enhance cane productivity.

Three, the Company invested in sugar capacity enhancement from 22,000 TCD to 29,500 TCD and manufacturing

efficiencies with the objective to squeeze the last sucrose drop in cane sticks, ensuring adequate throughput for onward processing into ethanol and other byproducts.

Four, the Company focused on maximizing the output of ethanol from within the manufacturing routes available to the Company (following evolving government guidelines) to be able to capitalise on attractive realisations and a large national ethanol appetite (addressing the targets of the Ethanol Blending Programme).

Five, the Company strengthened operating efficiencies with the objective to moderate the consumption of finite resources without comprising productivity (as in the case of

efficient steam consumption that increased the availability of bagasse for onward monetisation).

Six, the Company focused on certifications following which its sugar was pictured by prominent institutional sugar users, enhancing sales predictability and liberating the Company from an excessive dependence on market sales.

Seven, the Company embarked on the commissioning of a grain-based distillery that moderated its excessive dependence on seasonal availability of molasses for ethanol manufacture.

Outcomes

While some of the investments will translate into outcomes only in the foreseeable future, there were immediately favourable outcomes: being able to generate a small premium in sugar realisations over the market average following sales to institutional customers; higher gross recovery by 36 bps on account of a superior pol in cane, especially manifested in a recovery in the Mansurpur unit.

These business strengthening initiatives are expected to translate into enhanced crushing, superior recovery, improved product mix and increased realisations – the basis of a company transforming from the commodity to value-added products across the foreseeable future.



Today's DBO: Created a robust business model for business sustainability



Our differentiated focus

We measure our performance across multiple dimensions

We are a science-driven organization with the elements of 'sustainability' and 'balance' at the core of our business

We are driven by a commitment to rethink our business model and emerge as the modern face of a conventional sector

We embarked on a number of initiatives that should become evident during the current financial year, underlining our strategic differentiation



Our financial strengths

| | | | | |
|---|--|--|---|--|
| <p>Gearing: Long-term debt-equity ratio of 0.24</p> | <p>Competitive: 21% of debt concessional from the government</p> | <p>Capital efficiency: Focus on high RoI; dividend austerity</p> | <p>EPS: Earnings per share of ₹7.35</p> | <p>Market capitalisation: ₹765.12 Crore as on March 31, 2024</p> |
|---|--|--|---|--|

At DBO, we have invested in our business with the objective to enhance stakeholder value in a sustainable way

A report on how we have institutionalised our value-creation process



Overview

In the modern world, the operative term being increasingly used is 'stakeholder value'.

The term 'stakeholder' extends beyond just the group of owners; it encompasses any individual or sentient entity that might be affected by the Company, whether directly or indirectly.

This Value-Creation Report stands out as it evaluates both tangible and intangible efforts by incorporating various aspects (such as financial data, management insights, governance, compensation, and sustainability disclosures). It elucidates how an organisation generates and amplifies value for a wide array of stakeholders, including shareholders, employees, customers, suppliers, business collaborators, local communities, lawmakers, regulators, and policymakers.

The scorecard

Employee value

96.66

₹ Crore, employee expenses, FY 2023-24

108.02

₹ Crore, employee expenses, FY 2022-23

Vendor value

1,740.69

₹ Crore, purchases, FY 2023-24

1,712.07

₹ Crore, purchases, FY 2022-23

Community value (CSR)

1.88

₹ Crore, spending, FY 2023-24

3.73

₹ Crore, spending, FY 2022-23

Customer value

2,394.42

₹ Crore, revenues, FY 2023-24

2,654.44

₹ Crore, revenues, FY 2022-23

Shareholder value

765.12

₹ Crore, market capitalisation, March 31, 2024

950.34

₹ Crore, market capitalisation, March 31, 2023

Nation building value

633.75

₹ Crore, tax payment, FY 2023-24

356.34

₹ Crore, tax payment, FY 2022-23

Our sustainability framework

Strategy

- Maximising profitability through Balance and Sustainability
- Protecting the environment through holistically responsible manufacture
- Widening the product portfolio, marked by relative de-risking

Procurement economies

- Procure cane from proximate command areas
- Relationship-driven engagement with more than 1,60,000 farmers
- Location of grain-feed ethanol plant in a maize bowl

Footprint

- Sales across 15+ States in India
- Multi-locational manufacture; wider sales presence
- Export track record to 15+ countries

Manufacturing excellence

- Operational discipline designed to generate more from less
- Driven by experience, training and protocols
- Investment in digitalisation and automated controls

Brand and customer capital

- Increased focus on quality and standards
- Commitment to product customisation
- Servicing demanding customer needs (pharma-grade sugar)

People competence

- Process-driven performance evaluation
- Digitising people management and engagement
- Customised training interventions (managers and shopfloor)

Financial structure

- Low debt-to-equity ratio
- Any-market liquidity
- Focus on businesses generating quicker cash inflows
- Investment in digitalisation and automated controls

Community focus

- Focus on integrated community development
- Engage in sustainable way for extended impact
- Addressing under-addressed needs of the society



Our value-creation process

Financial capital: The financial resources we seek are based on the funds we mobilise from shareholders, banks and financial institutions in the form of debt, net worth or accruals.

Manufactured capital: Our manufactured capital consists of manufacturing assets, technologies and equipment. The logistics for the transfer of raw materials and finished

products are integral to our manufacturing competence.

Human capital: Our management, employees and contract workers form a part of our workforce. Their experience, expertise and competence enhance value for the Company.

Natural capital: We consume raw materials sourced from nature and generate renewable energy, indicating a moderate impact on the natural environment.

Intellectual capital: We possess proprietary knowledge enhancing our operational excellence and competitive advantage.

Social and Relationship capital: Our relationships with communities and partners (vendors, suppliers and customers) define our role as a responsible corporate citizen.



The value we created in FY 2023-24

| Financial capital | Manufacturing capital | Human capital | Intellectual capital | Natural capital | Social and relationship capital |
|--|--|--|--|---|---|
| <p>Earnings per share: ₹7.35</p> <p>Market capitalisation (as on March 31, 2024): ₹765.12 cr</p> <p>Dividend of ₹2.50 per equity share (25%) declared for FY 2023-24</p> | <p>Revenues from sugarcane-derived products: ₹2,333.77 cr</p> <p>Sugar: ₹1218.19 cr</p> <p>Bio-fuels: ₹490.25 cr</p> <p>Renewable energy: ₹30.96 cr</p> <p>Country Liquor: ₹594.37 cr</p> <p>Increased the plant capacity from 22,000 TCD to 29,500 TCD</p> | <p>Employees: ~1637</p> <p>Employee expenses: ₹96.66 cr</p> <p>Average revenue of 5.90 Lakh per employee</p> | <p>Cumulative senior management experience: 400 years</p> | <p>Generated renewable energy in FY 2023-24 (Million units): 30.25 Crore units</p> | <p>Number of farmers associated with the Company: 1,60,000</p> |

How we strengthened our cane management function in FY 2023-24



Our differentiated focus

- We treat land as a long-term asset with sustainable productivity as opposed to a property for immediate commercial exploitation
- We deepened digital technologies to enhance farmer engagement and information flows
- We have invested in a range of environment-friendly soil-based and crop-based strategies as the basis of our cane development programme
- A science-based approach that is perpetually engaged in responsible experimentation to push the frontier

Overview

The principal message is that cane development at the Company is not about volume growth as much as it is about balancing diverse variables with the objective to create a sustainable growth in cane yield, health and recovery. We believe that this holistic focus is increasingly relevant in a world marked by climate change, erratic weather, unusual pest action and increased production variables.

Differentiated culture

The Company recognises that the principal asset in the business of sugar manufacture land is finite and limited; there is a corresponding priority in being able to generate more from less. This priority has seeded a differentiated organizational culture, refreshingly different from conventional practices. This culture has been based around an active management support that has been driven from the position of the Managing Director and centred around the question 'How can we make things better?'

Research

The Company works with specialized cane research agencies, accessing insights on the development of the latest cane varieties, marked by enhanced yield, early maturing speed, high sucrose content and disease resistance.

This function proved increasingly critical during the last couple sugar seasons for the Company as the Company's command areas – as well as others in Uttar Pradesh – were affected by pests and disease. This

warranted the replacement of the now-vulnerable CO 0238 cane variety with these new varieties.

The commitment to make this switch in cane variety extensive, intensive and immediate warranted the Company's cane development team to engage with thousands of farmers, explain the rationale for the switch, showcase the outcomes of experimental planting on the Company's demonstration plots and handhold the farmer through the changeover.

By the close of the year under review, the Company had increased farm coverage by new improved varieties from 4% to 16% across its command areas; the coverage is expected to accelerate during the current financial year.

Besides, research at the Company extended to the use of advanced micro-nutrients applied at specific junctures in controlled quantities leading to disproportionate outcomes. This commitment comprised the capacity to engage with farmers, persuade them, introduce an experimentation, demonstrate an upside and seed this as an ongoing culture that the farmers took ahead.

Agenda

The Company intends to deepen its cane development programme during the current financial year through the following initiatives.

One, implement more transformation initiatives that become a recurring culture that is taken ahead by the farmers by

including 150 representative growers for high productivity engagement

Two, enhance the intensity of cane farming that makes it possible to generate more cane from a given area with a corresponding decline in logistics time and cost on the one hand and increased margins on the other.

Three, understand the agronomy, acclimatize and then replicate new cane variants for improved outcomes.

Four, embrace international certifications in the cane development process (in the Asmoli plant followed by the others).

Five, deepen the knowledge and confidence of the cane development team so that it goes out to propagate successfully among farmers.

We expect that the complement of these initiatives should enhance our cane access, strengthen capacity utilization and create a base for the next round of capacity utilization for the Company.



How we have enhanced the effectiveness of our cane management programme

Graduated from legacy conventional practices to the modern cum scientific

Increased the use of data-based analysis and decision-making

Increased the use of organic waste for soil rejuvenation

Reduced tillage by altering the cropping geometry

Replaced the use of chemicals with green insecticides/pesticides

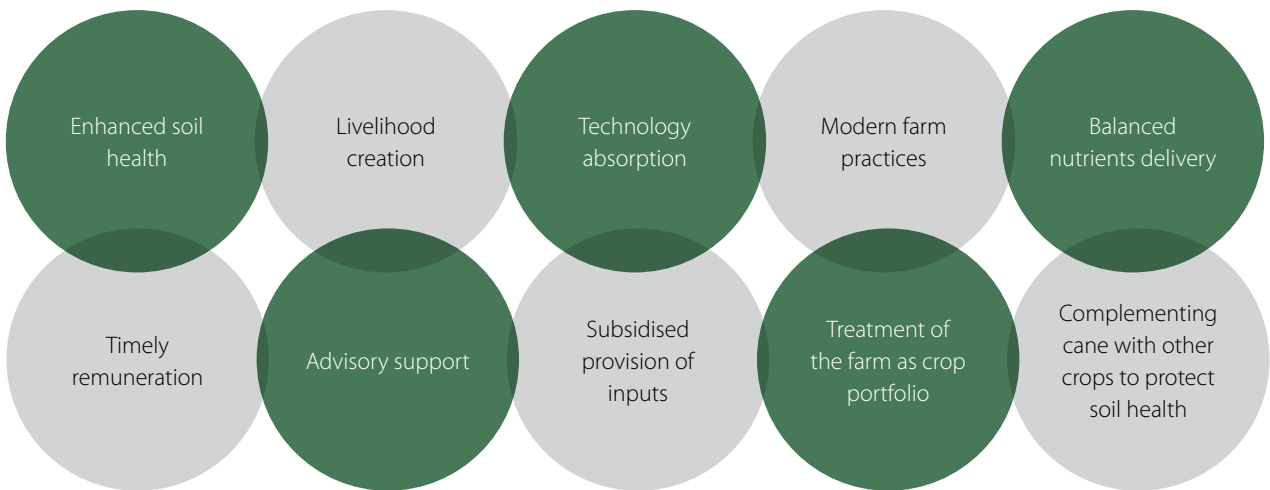
Enhanced the use of drones for fertilizer dispersal and survey effectiveness

Strengthened companion cropping with cane to reduce insect incidence

Digitalised farmer engagement through the data app, enhancing information flows

Established a technology-driven two-way engagement with farmers for first time in Uttar Pradesh

Our cane development eco-system



Drone use

Commenced use of drones for agri input spraying

Enhanced cost-efficiency over traditional spraying

Delivers precise pesticide and fertilizer, minimizing waste and pollution

Soil remains untouched, reducing soil compaction and preserving soil structure

Reduces human exposure to harmful chemicals

Using high-resolution cameras to assess crop health and measure acreage.

Pest control

Use of the effective Integrated Pest Management


Use of light traps to control agricultural pests

Development of cost-efficient and farmer-friendly technologies

Innovative development of cost-efficient light traps (a tenth of the market price)

Enhances sustainable farming through non-chemical use

How we enhanced our sugar sales mix clarity in FY 2023-24



Our differentiated focus

- We intend to moderate our exposure to the conventional sugar segment exposed to commodity price swings
- We intend to enhance the production of niche, processed and value-added sugar addressing specific customer needs
- We seek to build on our certifications (domestic and international) that deepen our access into multi-nationals and quality-critical applications
- We are transforming into a sugar solution provider – across grain size, processing, packaging, applications and logistics

Overview

The big message that we seek to send out to our stakeholders is that the Company embarked on a decisive initiative to extend from a conventional sugar sales approach into a differentiated value-added direction during the year under review.

This response was prompted by a progressive change in lifestyles: a growing need to consume healthy foods and ingredients, movement towards branded cum packaged foods following demanding industry standards, and a preference to buy products through modern trade. We believe that within the context of this transforming societal landscape, the Company is positioned at the right time and the right place.

Business-strengthening initiatives

Certifications: The Company had embarked on the process of certification of its sugar plants in FY 2022-23 but by the time the certifications came through, crushing for that financial year had ended and customers were compelled to defer their appraisal to the FY 2023-24 sugar season. The supplies to these marquee institutional customers commenced in January 2024. This supply opens up a new phase for the Company, empowering it to transform conventional loose and bulk sugar sales into niche and value-added products.

The Company's manufacturing facilities have been certified for ISO, FSSC, SGP and others. During the current financial year, the Company's proposed certifications

– Bonsucro and Sedex – are expected to enhance plant, practice, process and product credibility. This could enhance the downstream application of the Company's products towards increasingly quality-critical applications. This positioning is expected to generate a premium with forward-looking sales predictability and insulation from open market vagaries.

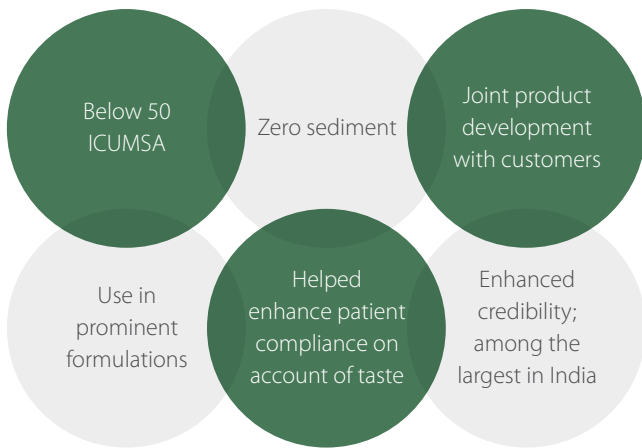
Captive cum merchant: The Company responded to the growing preference for consumer packaging on the grounds of enhanced hygiene and purchase convenience (generally through modern trade). A part of the sugar production was consumed by the Company's proprietary refined sugar packaging; a part of the production was marketed to FMCG brands engaged in sugar packaging (delivered as a complete solution by the Company). The Company intends to enhance packaged sugar capacity at Asmoli, a decisive initiative to enhance value and move one step closer to the customer whereby the Company inventories and dispatches on the behalf of the customer. This additional capacity will be marked by high-speed production, lower losses, higher checks and GMP.

Sugar mix: The Company extended to the manufacture of pharma grade sugar, used by prominent formulation brands in the manufacture of suspensions, dry mix, syrup and lozenges. The quality of the Company's product cum service translated into repeat engagement by existing customers. The sales moderation of conventional sugar and a progressive increase in value-added derivatives is intended to liberate the Company from an excessive dependence

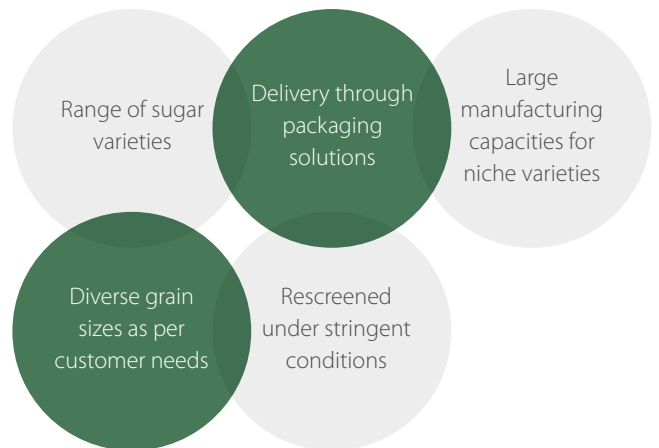
on marketplace variables. The long-term optimism for this business segment is derived from the fact that packaged sugar accounts for less than 2% of the country's sugar consumption, and likely to grow faster than the existing 12% compounded per annum.



The Company's pharma grade sugar was preferred for the following reasons:



Our uniqueness



Our sales mix, FY 2023-24

| |
|--|
| 82.2% conventional sugar |
| 7.6% institutional sales (bulk) |
| 10.2% consumer packaging |

How consumers are transforming...

- Increased focus on food hygiene
- Willingness to pay higher for food hygiene
- Movement from loose to packaged foods
- Widening consumer choice
- Increased focus on confidence-enhancing certifications

How DBO has proactively invested in its business

- Focus on hygienically packed sugar
- Priced packaged sugar attractively over conventional sugar
- Enhanced packaged sugar production and capacity
- Manufacture of multiple grain size sugar
- Customer certifications completed; international certifications to happen

How we responded with speed to an evolving ethanol environment in FY 2023-24



Our differentiated focus

We have been among the oldest ethanol suppliers to the country's ethanol blending programme that commenced in 2001

Our relationship with all the oil marketing companies has been marked by an on time-in full record of quality ethanol

We are transforming ethanol manufacture from FY 2024-25 following the addition of grain as a feedstock

We possess among the largest ethanol manufacturing capacities spread across diverse feed sources – cane syrup, molasses and grain (under implementation)

Overview

The message that we seek to send out to our stakeholders is that despite a decline in revenues from our ethanol business during the last financial year, the decline will be fleeting and the long-term prospects of the Company from this business appear to be optimistic.

Competitive advantages

The Company is among the oldest providers of ethanol to the country's ethanol blending programme starting 2001

The Company's ethanol manufacturing capacity is sized with the availability of molasses derived from cane crushing, enhancing integration, logistical coupling and capital efficiency

The Company's distillery is being serviced through renewable power co-generated from the captive supply of bagasse

The Company's Asmoli plant (312.5 KLPD of B-Heavy capacity and 250 KLPD of C-Heavy capacity largest (vis-a-vis sugar capacity) distilleries is among the largest distilleries in Uttar Pradesh, enjoying attractive economies of scale

The Company enjoys ethanol supply relationships with all three public sector oil market companies in addition to prominent private sector fuel retailers; a number of customer purchase points are located within 200 Kms of the Company's distillery, moderating logistic costs

The Company captured and commercialized carbon dioxide generated during ethanol manufacture, which was marketed to prominent beverage manufacturers.

The Company broadbased its feedstock flexibility across cane syrup, molasses and grain, enhancing its preparedness across different market scenarios.

The Company emphasised the responsibility of its operations through a zero liquid discharge facility that made operations completely safe for all stakeholders.

The Company is proximately located near the maize bowl of Uttar Pradesh, empowering it procure abundant resource to sustain grain-based ethanol manufacture

The Company extended a part of its distillery capacity to the manufacture of country liquor, generating attractive realisations.

Outlook

The Company intends to report a better performance during the current financial year, marked by a higher efficiency and a wider flexibility to integrated forwards into the manufacture of value-added products (including country liquor).

Big numbers

90%

of distillery capacity utilisation, FY 2022-23

92%

of distillery capacity utilisation, FY 2023-24

343

Days of distillery operations, FY 2022-23

330

Days of distillery operations, FY 2023-24

21.2%

of DBO revenues derived from ethanol, FY 2022-23

21.8%

of DBO revenues derived from ethanol, FY 2023-24

312.5

KLPD, Sugar juice / B-Heavy ethanol manufacturing capacity, FY 2023-24

250

KLPD, C-Heavy ethanol manufacturing capacity, FY 2023-24

Environment, Social and Governance (ESG) at DBO



Our commitment to sustainability is outlined in our fundamental business strategy, centered around the guiding principle of 'Sustainability & Balance'. This principle not only shapes our strategic approach but also influences our operational practices and management philosophy, serving as the compass for our growth and development trajectory. The Company ensures that social, environmental and governance factors are

considered in its business and endeavors that business goals are pursued without compromising any of the three elements.

During FY 2022-23, DBO conducted a materiality assessment to identify sustainability issues that are important to both the Company and its stakeholders. This assessment involved identifying potential issues, engaging with stakeholders to understand their perspectives, and

prioritizing the most important issues to address. Basis the same, DBO's ESG strategy construct is designed comprising four pillars: Responsible governance, resource efficient operations, people first, and purposeful products. Each pillar plays a crucial role in promoting long-term value creation, mitigating risks, and fostering positive impacts on the environment, society, and the Company's stakeholders.

People first

- Diversity and inclusion
- Training and development
- Health and safety
- Human rights and labour standards
- Community contribution

Purposeful products

- Sustainable agriculture
- Sustainable supply chain management
- Opportunity in health and nutrition
- Product stewardship

Pillars of sustainability

Responsible governance

- Organisational ethics, values and governance
- Compliance management
- IT and cybersecurity
- Innovation

Resource efficient operations

- Energy and emission management
- Water
- Waste
- Biodiversity conservation

People First

At DBO, the ethos of putting people first permeates every aspect of the organization's operations. With a commitment to fostering a diverse, inclusive and supportive workplace culture, DBO prioritizes its employees' well-being, development, and safety, while also championing human rights and contributing positively to the community.

The Company extends a sense of belonging and loyalty through various initiatives, while actively promoting diversity and inclusion in all its forms, including gender, age, ethnicity and background. Through inclusive policies and practices, DBO ensures that all employees feel valued, respected and empowered to contribute their unique perspectives and talents to the organization. Investing in the growth and development of its employees is a cornerstone of DBO's people-first approach. We offer comprehensive training and development programs tailored to employees' needs and career aspirations and provide continuous learning opportunities, skill-building initiatives, and career development pathways, towards ensuring that our employees realize their

full potential and achieve their professional goals.

The Company is also committed to upholding human rights and labor standards across its operations and supply chain and adheres to ethical labor practices, ensuring fair wages, safe working conditions, and respect for workers' rights. We have zero tolerance for child, adolescent, or forced labour, and we have a comprehensive policy in place to prevent sexual harassment.

The health and safety of its employees are paramount to DBO. We maintain rigorous health and safety standards to protect employees from workplace hazards and ensure their well-being. Through proactive measures, training programs, and regular assessments, DBO creates a safe and healthy work environment where employees can thrive and perform at their best.

Furthermore, giving back to the communities we operate in is important to us. The Company actively engages in community development initiatives, focusing on education, skill development, healthcare, environmental conservation, and sports.

Employees

| | FY 2022-23 | FY 2023-24 |
|--|------------|------------|
| | 1,723 | 1,637 |

Employees by gender

| | FY 2022-23 | FY 2023-24 |
|--------|------------|------------|
| Male | 1,689 | 1,618 |
| Female | 34 | 19 |

Employees by tenure

| | FY 2022-23 | FY 2023-24 |
|-----------------------------------|------------|------------|
| More than 5 years (as % of total) | 66% | 65% |
| Less than 5 years (as % of total) | 34% | 35% |

Employees by age group

| | FY 2022-23 | FY 2023-24 |
|-------|------------|------------|
| <30 | 167 | 117 |
| 30-50 | 884 | 816 |
| >50 | 672 | 704 |

Employee cost as a percentage of total revenue

| | FY 2022-23 | FY 2023-24 |
|--|------------|------------|
| | 4.1% | 4% |

1.88

(₹ in Crore) spent in CSR activities



Purposeful Products

DBO is committed to being a reliable producer of high-quality sugar while ensuring sustainable supply chain practices. We prioritize sustainable agricultural practices, including educating farmers

on responsible farming methods. Our approach involves working closely with farmers to promote responsible farming methods, including the use of natural fertilizers, efficient irrigation techniques, and integrated pest management. By

educating and empowering farmers, we aim to minimize the environmental footprint of our agricultural operations while maximizing productivity and ensuring long-term sustainability.

1,60,000+

Farmers in DBO supply chain

100%

Core raw material, sugarcane is procured from local growers

47%

Input material directly sourced from MSMEs/small producers

DBO cane app

In the fast-paced world of agriculture, optimising efficiency is paramount. Our Cane Field field force app, is an Android application enhancing cane development activity for field teams. Tailored specifically for cane supervisors and field workers, this app seamlessly integrates digital data collection, real-time tracking, and comprehensive reporting to enhance productivity and streamline operations in cane fields.

DBO Cane app is a game changer for cane development activities, offering unparalleled efficiency, transparency and productivity. By digitising data collection, enabling real-time tracking, and facilitating comprehensive reporting, this app empowers field teams to optimise operations and drive success in cane cultivation.

In addition to ensuring production of high-quality sugar, we recognize the opportunity to promote health and nutrition through our products. We continuously review and improve our manufacturing processes to

maximize efficiency and minimize resource usage without compromising quality. We are dedicated to product stewardship, ensuring that waste products are recycled, and by-products are utilized effectively

to minimize environmental hazards. We strive to keep our environmental footprint within permissible limits and encourage our stakeholders to do the same.

Resource Efficient Operations

DBO recognizes its environmental responsibility and commits to responsible resource utilization and reduction of non-renewable resource consumption. We prioritize the sweat of existing assets over aggressive capacity expansion and ensure fair utilization of natural resources. Our commitment extends to implementing robust Environment, Health, and Safety

policies and contingency plans to prevent and mitigate environmental disasters. We advocate for environmentally friendly practices among external stakeholders and transparently report environmental risks associated with our products and manufacturing processes.

Embracing energy-efficient technologies, we aim for optimal resource utilization without compromising product quality.

Periodic environmental audits assess current practices and identify opportunities for cleaner production methods and renewable energy adoption. To mitigate environmental impact, the Company implements pollution control measures across all production stages and workplace areas. We ensure safe waste disposal and compliance with emission and wastewater standards set by regulatory bodies.

30,80,547 M³

Water Consumed

35,414 MT

Waste recycled/reused

3,098 tCO₂e

Scope 1 Emission



Responsible governance

This function is different at our company for the following reasons:

- The modern face is reflected in a science-driven positioning that makes it different from others in the sector
- The pillars of our company – ‘Sustainability’ and ‘Balance’ - are integral to governance
- The Company is committed to emerged as one of modern faces of the sector, principally on account of its governance
- The Company has made decisive and contrarian choices that indicate its governance commitment is being lived
- The Company has made consistent investments in line with its stated governance commitment

Responsible governance lies at the core of DBO’s operational ethos, as evidenced by our steadfast commitment to organizational ethics, values, and governance. We endeavor towards upholding the highest standards across all facets of business endeavors, fostering a culture of integrity and professionalism throughout the Company. Compliance management is rigorously adhered to, ensuring that statutory obligations are met with a dedication to fair competition and equitable treatment of stakeholders. Embracing innovation while prioritizing IT and cybersecurity measures, DBO remains vigilant in safeguarding sensitive

information and mitigating operational risks.

There is a growing conviction that governance represents an insurance in a volatile world.

Board of Directors: At DBOL, we believe that the success of our strategic direction is largely influenced by our Board of Directors. Board members have enriched our values, bandwidth, business understanding and strategic direction. The Board comprises Independent Directors, who can speak their mind and influence the Board. Besides, Board effectiveness is being driven by a complement of committees comprising Board members with allocated responsibilities.

Stakeholder value: At DBOL, we are in engaged in business for the benefit of all our stakeholders: the customer must experience customized products and service; the employee must derive a pride of association; the investor must generate a superior long-term return over alternative opportunities; the community must benefit from our neighbourhood presence; the government must benefit through taxes and livelihood creation; the vendors must benefit through the progressively enhanced outsourcing of products and services.

Doing the right things: At DBOL, the centre of our business is integrity. We resolved that when stakeholders referred to us, they would do so with a sense of

respect and when one asked about what kind company we were, the principal recall would be that of trust. Over the years, this commitment has manifested in various ways within: our gender respect, zero tolerance for sexual harassment, similar impatience with ethical transgressions, commitment to recruit without prejudice and appraise without partialness, respect for the dignity of people and the integrity of the environment. The stability of our ecosystem is derived from the coming together of the value systems of our stakeholders. Their integration is not based on managerial professionalism as much on a convergence of value systems. By being on the same ethical page, we have been able to enhance collective value in a sustainable way.

Integrity: With a zero-tolerance stance against bribery and corruption, DBO remains resolute in promoting ethical conduct at every level, with stringent measures in place to prevent conflicts of interest and maintain market integrity. The Company champions free and open competition, reinforcing our commitment to responsible business conduct and societal well-being.

Sustainability and Balance: At DBOL, we believe in the age-old wisdom of the middle path, except that we describe it in the words of ‘sustainability’ and ‘balance’. The former word indicates we will balance the interest of all stakeholders and the more we are in a sense of balance, the more



we will be able to do so in a sustainable manner. The latter word indicates that whatever good we achieve must be replicable without a disproportionate displacement of status quo (costs and investments). We believe that these realities feed on each other, enhancing our long-term prosperity.

Long-term: At DBOL, we have invested in our business around a perspective that we have been seeded for perpetuity. We take our being in business with corresponding seriousness; we plan for the long-term; we are convinced that what we do today will enhance long-term value over short-term arbitrage. This is reflected in our decision to invest in some sub-businesses that may be considered nascent in today's environment but whose relevance can only deepen across the long-term. By the virtue of being an early mover, we expect our proactive investments to generate growing returns.

Focus: At DBOL, we believe that a narrow field of competence is an effective hedge against market shakeouts. In view of this, we have consciously selected to focus on the following areas: sugar-niche applications-biofuels and energy efficiency. These applications are catalysed by a lifestyle transformation that prioritises food hygiene, branding and clean energy.

Balanced delegation: At DBOL, growth is the outcome of strategic direction enunciated by the promoter, who remains engaged in the business at a strategic level but delegates day-to-day management to professionals with supporting checks

and balances. This framework represents a scalable foundation.

Value-addition: At DBOL, we believe that sustainability is best derived from a culture of value-addition. The result is that we are in the process of reinventing our business from the conventional to the futuristic, and from the commodity to the niche. This movement is expected to maximise value from a cane stick, transforming our brand, culture and personality.

Discipline: At DBOL, we believe that creative ideation needs to be coupled with execution discipline. This discipline is influenced by a complement of standard operating procedures, training, best practices and peer benchmarking. Besides, there is an active comparison of achievements with promises, accountability and performance appraisals. We have invested in systems, processes, practices and digitalization to improve visibility, predictability and scalability. The collective ferment of these initiatives has been directed towards maximizing value from a stick of cane.

Controlled growth: At DBOL, we believe that sustainable business growth is preferred over profitability spikes. The Company's product portfolio has been restructured away from conventional sugar towards packaged, branded and customized variants; the Company's ethanol feedstock has been broadbased across three inputs; the Company's revenues streams have been widened across three principal businesses. Besides, the Company has invested accruals

without stretching the Balance Sheet and focused on enhancing capital efficiency.

Approach: We have embraced an international perspective by investing in a global mindset, adopting international processes and practices and continually benchmarking our standards against the best in our industry.

Audit and compliance-driven: At DBOL, we strengthened an audit-driven and compliance-driven approach, enhancing the credibility of our reported numbers. When faced with an accounting treatment that requires interpretation, we are likely to take a conservative view so that what we report is a faithful indication of reality.

Certifications: Our certifications underscore our unwavering dedication to quality, sustainability, and continual improvement, reflecting our steadfast commitment to excellence and adherence to industry-leading standards. The sugar division of the Company's Asmoli unit, and the Mansurpur unit of the Company, have been certified with FSSC 22000 for the manufacturing of refined sugar. The sugar division of the Company's Asmoli unit has been granted the license to manufacture pharmaceutical grade sugar quality ICUMSA below 45 conforming to I.P/B.P/U.S.P specification. The Mansurpur unit of the Company has been certified with ISO 9001:2015 for the manufacturing of refined white sugar. The Mansurpur unit of the Company has been certified with ISO 14001:2015 for the manufacturing of refined white sugar.

0

Zero incident of information security/ data breaches

22.2%

Board diversity ratio

Management Discussion and Analysis



Global economic review

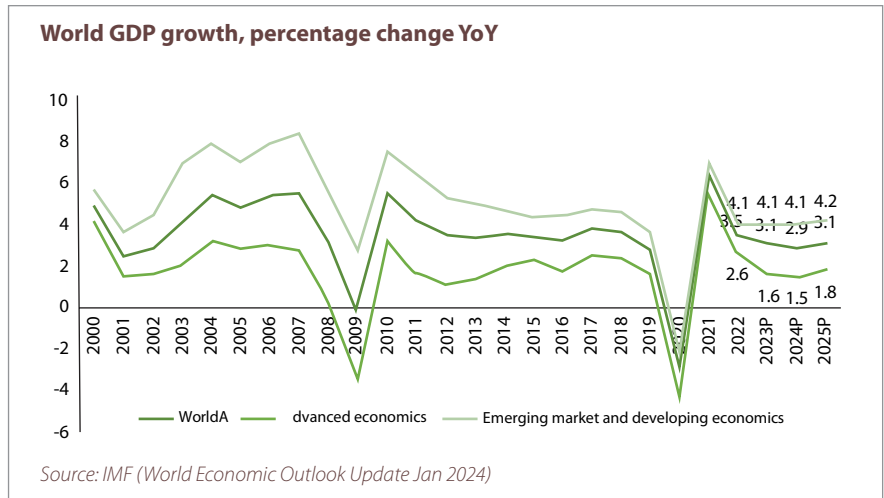
The global economy has been showing signs of recovery despite facing challenges such as recessions in Europe and Japan, and supply chain disruptions caused by the prolonged conflicts between Russia and Ukraine, and between Israel and Hamas. The economic growth in the US and major emerging markets and developing economies have been stronger than expected offsetting the weaker than expected growth in Euro area during the second half of 2023. However, global GDP still declined from 3.5% in 2022 to an

estimated 3.1% in 2023, with projections stabilizing at 3.1% in 2024 and expected to slightly increase to 3.2% in 2025.

Emerging markets and developing economies grew by 4.1% in 2023 and are expected to continue this consistent growth rate at 4.1% in 2024 and 4.2% in 2025. Meanwhile, the growth in advanced economies slowed down from 2.6% in 2022 to 1.6% in 2023. It is anticipated to stabilize at around 1.5% in 2024 and increase to 1.8% in 2025.

As global economies navigate through recession, they face volatility and

uncertainty in addressing energy and food security, inclusive growth, and climate emergencies, which necessitate multilateral cooperation among nations. The cooling measures implemented by major central banks to keep inflation at controlled levels have been effective, reducing the likelihood of a severe economic slowdown while managing low underlying productivity growth. Consequently, global headline inflation is projected to decrease from 8.7% in 2022 to an estimated 6.8% in 2023. With the resolution of supply-side issues and continued restrictive monetary policy, global headline inflation is expected to decline to 5.8% in 2024 and 4.4% in 2025.



Indian economic review

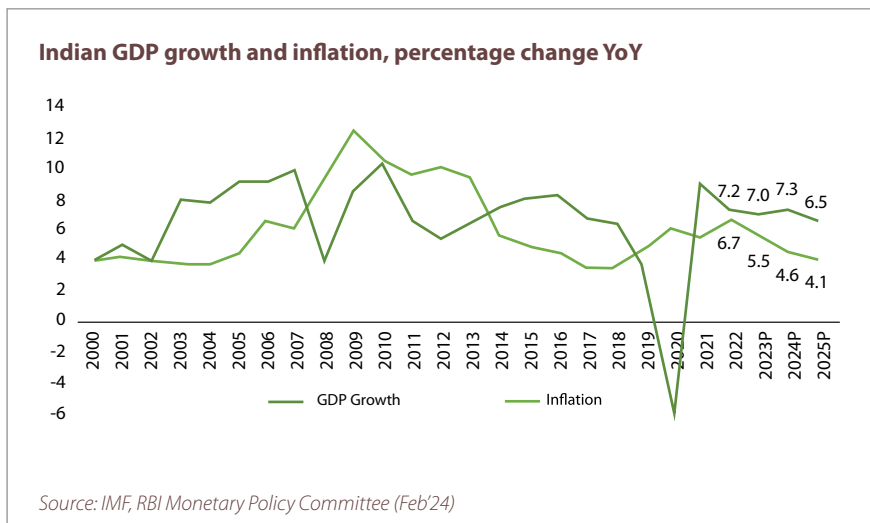
India's strategic investments in infrastructure and connectivity are poised to reshape the landscape and play a pivotal role in the economic development. According to the Government of India (Ministry of Statistics data), Real GDP at constant prices saw growth rates of 8.2% in Q1, 8.1% in Q2, and 8.4% in Q3, with an anticipated growth of 8% in Q4 for FY 2023-24. With rising consumer confidence and positive business sentiments, the first advance estimates by the National Statistical Office predict that India's Real

GDP will grow by a projected 7.3% in FY 2023-24, up from 7.0% in FY 2022-23. India is on track to become the third largest economy globally within the next five years and aims to achieve the status of a developed nation by 2047.

The manufacturing and services sectors have driven the gross value added growth by a projected 6.9% in FY 2023-24. According to the Government of India, Ministry of Statistics data, the Consumer Price Index (CPI) inflation, which peaked at 7.4% in July 2023, stabilized at 5.1% by February 2024. Monetary policy measures

have moderated inflation, which is projected at 5.4% for FY 2023-24P.

The domestic private capex cycle is on the rise, supported by the government's initiatives and robust balance sheets of corporates and banks. The streamlining and digitisation of the tax system, increased spending on infrastructure capital, and asset-building strategies are poised to enhance growth multipliers. Indicators such as rising auto sales, double-digit credit growth, and strong GST collections suggest that urban consumption will remain robust.



Global sugar sector

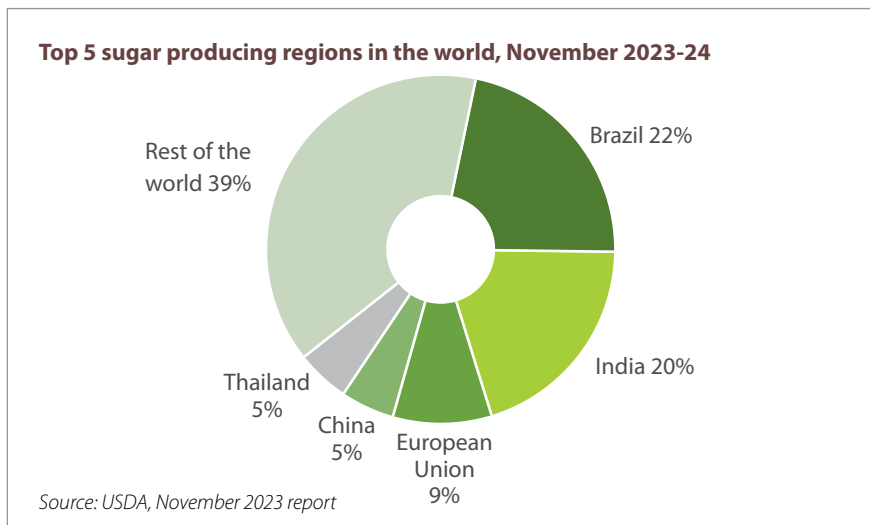
The global sugar sector represents the cornerstone of the agricultural sector, with significant economic, social, and environmental propositions. Dominated by major producers such as Brazil, India, and Thailand, the industry plays a pivotal role in food production, employment, and trade. As per USDA November 2023 data, global sugar production in FY 2023-24 (April to March) is expected to close at 183.5 Million Tonnes of sugar, from 175.3 Million Tonnes in FY 2022-23. The increase in production is primarily driven by the higher production in Brazil and India, two of the largest producers of sugar in the world. Offsetting

the impact of dry weather conditions during the period, the sugar production level is second highest till date, second only to FY 2017-18 season which recorded 188.5 Million Tonnes of produce.

The top five sugar producing regions - Brazil, India, European Union, China and Thailand – accounted for about 60% of the global production. The largest by area

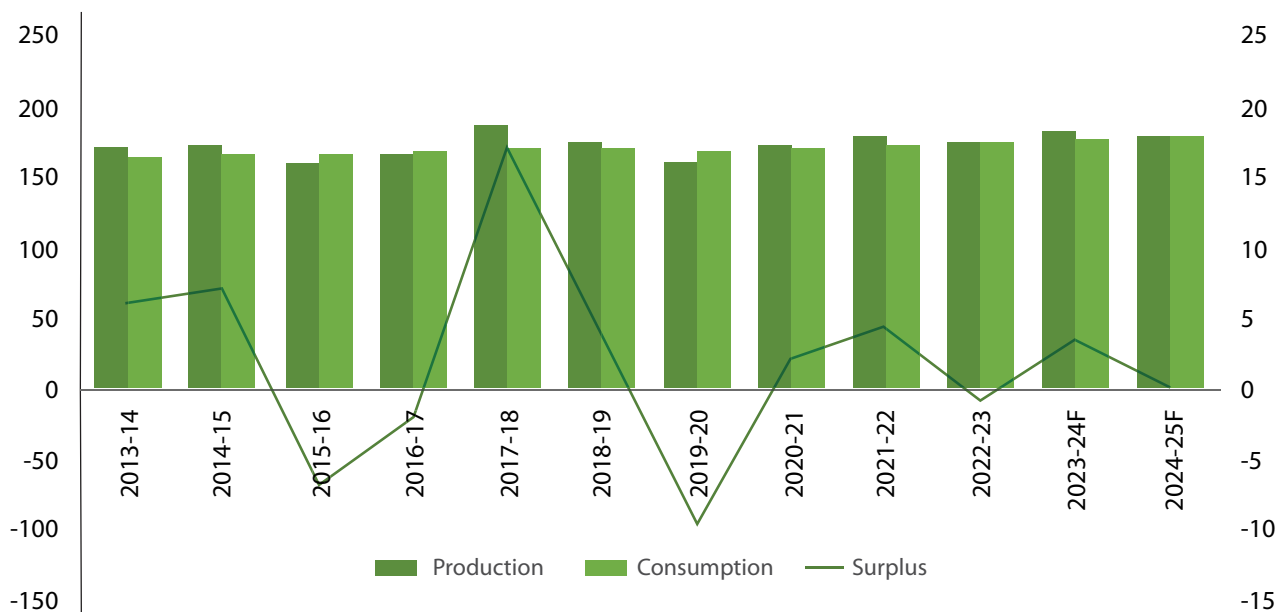
and production, the Centre-South Brazil's (CS Brazil) sugar production reported a significant 25.7% increase to reach 42.2 Million Tonnes over the previous year, whereas the cane crushing volume rose by 19.1% during the same period to reach 647.2 Million Tonnes. On the other hand, Thailand's mills crushed a total of 81.2 Million Tonnes of cane with an

anticipation of concluding the season with a sugar production of 8.7 Million Tonnes, a decline of 21.0% from previous season. The European Union sugar production is expected to increase by 5.6% from 14.7 Million Tonnes in FY 2022-23 to 15.5 Million Tonnes in FY 2023-24, while China's sugar output is estimated to increase by 11.6% to reach 10.0 Million Tonnes in FY 2023-24.



The global sugar consumption in the FY 2022-23 season increased by 1.6% YoY from 174.1 Million Tonnes to 175.9 Million Tonnes and is further expected to expand by 1.2% YoY to 177.8 Million Tonnes during the FY 2023-24 season. The second highest production this season has resulted in the production surplus of 3.5 Million Tonnes.

Global sugar surplus trend, in Million Tonnes



Source: USDA, CZAPP



Global sugar prices witnessed volatility, reaching a 13-year high in 2023. The mean London Sugar Future prices were USD 681.9 per Tonne during FY 2023-24 that grew 23.1% from 2022-23 at an average price of USD 553.9 per Tonne. Prices peaked at USD 763.4 per Tonne during November 2023, roughly 2.5x of the low of USD 307.5 per Tonne during April 2020 as it hovered at USD 647.7 per Tonne in March 2024. (Source: Investing.com)

Indian sugar sector

The sugar industry in India holds a vital position in the country's economy, contributing significantly to the agricultural output, rural employment, and GDP

growth. India ranks among the world's top producers of sugar, with a vast network of sugar mills, particularly in Uttar Pradesh, Maharashtra, and Karnataka. The two largest sugar producing states - Uttar Pradesh and Maharashtra - account for two-thirds of the country's total sugar output.

The reduced rainfall and increased water consumption in India led to water reservoirs' storage position lagging the 10-year average by roughly 4.8 Billion cubic metres. The sugarcane production was 4,470 Lakh Tonnes during 2023-24 season, which is estimated to reduce by 136 Lakh Tonnes during 2023-24 season. This affected the sugar production level

in the world's second biggest sugar producing nation at 320 Lakh Tonnes during the season falling short by 8 Lakh Tonnes YoY. However, the higher-than-expected cane yields in Maharashtra and Karnataka led to upward revision of sugar production projection of 320 Lakh Tonnes for the season ending September 2024 (SS2023-24), which is marginally lower than the production of 328 Lakh Tonnes for SS2022-23. Having nearly 84% of the cane dues of farmers for SS2023-24 been cleared and 99.9% of the dues for previous seasons been paid off, it is expected to result in farmers getting involved in ploughing of sugarcane instead of diverting to other crops.

India is the largest consumer of sugar in the world, urging the Government of India to ensure optimal availability of sugar at reasonable prices along with the sufficient closing stock at end of the season. Furthermore, the surplus sugar is diverted for ethanol and only remaining for exports.

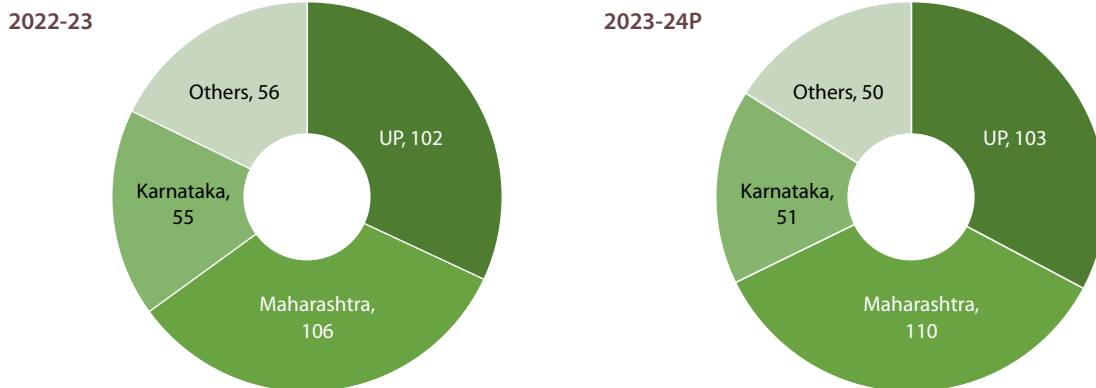
Indian Sugar Sector Balance Sheet

| (in Lakh Tonnes) | FY 2020-21 | FY 2021-22 | FY 2022-23 | FY 2023-24(P) |
|----------------------------------|------------|------------|------------|---------------|
| Opening stock as on October 1 | 107 | 82 | 70* | 56 |
| Net production during season | 312 | 358 | 328 | 320 |
| Imports | 0 | 0 | 0 | 0 |
| Total Availability | 419 | 439 | 398 | 376 |
| Offtake | | | | |
| i) Internal Consumption | 266 | 273 | 278 | 285 |
| ii) Exports | 72 | 111 | 64 | 0 |
| Total offtake | 338 | 384 | 342 | 285 |
| Diversion for Ethanol (E) | 20 | 32 | 38 | 20 |
| Closing stock as on September 30 | 82 | 55 | 56 | 91 |
| Stock as % of offtake | 31% | 20% | 20% | 32% |

Source: ISMA, We can take it from Latest ISMA report if available

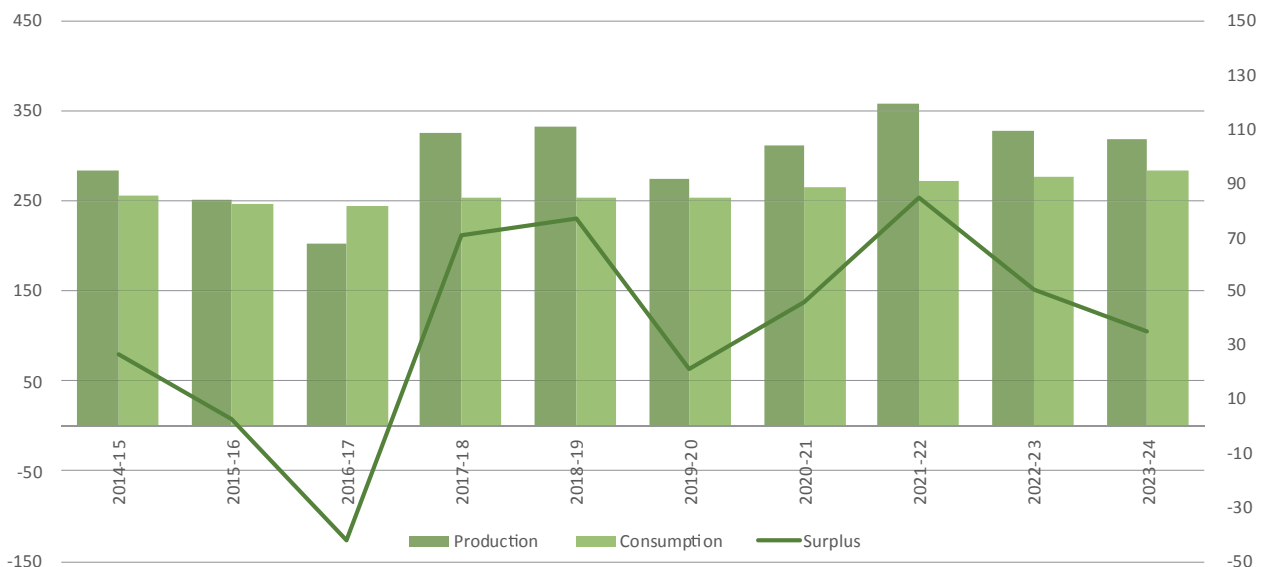
*reconciliated with Governement data

State-wise sugar production in India, in Lakh Tonnes



Source: ISMA, We can take it from Latest ISMA report if available

Indian sugar surplus trend, in Lakh Tonnes



Source: ISMA

Exports


Patchy monsoons affected the cane yields downwards leading to significant rise in sugar prices, which resulted in the Government of India to restrict sugar exports from India for the first time in seven years during SS2023-24 and have extended the ban for another sugar season. SS2021-22 was the highest export season post-pandemic clocking 110.7 Lakh Tonnes.

Market dynamics

The Commission for Agricultural Costs and Prices, has been recommending and fixing the fair and remunerative price (FRP) of sugarcane for every sugar season. FRP is the minimum price the sugar mills shall pay to the sugar cane farmers within 14 days of procurement, failing which attracts penalty. The Government of India has upwardly revised SS2024-25 FRP to ₹3,400 per Tonne from ₹3,150 per Tonne fixed for SS2023-24. The FRP is fixed for a base recovery of 10.25%, with a premium/discount of ₹33.2 per Tonne for every 0.1% increase/decrease.

While the committee has been revising FRP of cane, there has been no change in the minimum support price (MSP), which is fixed at ₹3,100 per Tonne. The State Advised Price (SAP) for Uttar Pradesh for SS2023-24 have also been revised upwards by ₹200 per Tonne to ₹3,700 per Tonne for early variety. As per the Molasses Policy FY 2023-24, levy obligation has been changed to 19.0% of B-heavy and 26.2% of C-heavy molasses.

Fair and Remunerative Price, ₹ Per Tonne



Source: Indiansugar.com

SWOT analysis of Indian Sugar Industry

| Strengths | Weakness | Opportunities | Threats |
|---|--|--|--|
| <p>Second largest and self-reliant sugar producer and largest consumer globally</p> <p>By-products viz. bagasse/molasses contributing to green energy and cleaner fuel</p> <p>Aiding employment to over 50 Million farmers and over 1 Million mill workers and has potential to promote local entrepreneurship endeavour</p> <p>One of the most profitable cash crops – sugarcane</p> | <p>High dependency on monsoon rains</p> <p>Sugarcane being weight-losing crop diminishes its value in absence of business chain linkage</p> <p>Low demand of plantation white sugar exports</p> <p>Capital intensive and low margin business</p> <p>Economic instability of majority of mills</p> <p>Lack of PPP model</p> | <p>Country's ever-increasing population drives the demand</p> <p>High per capita consumption of sugar</p> <p>High Ethanol blending percentage targets</p> <p>Use of by-products aids India's green energy initiatives</p> <p>Technological upgradation resulting to high cane yields</p> <p>Contractual farming and deregulation of industry</p> | <p>Dumping of sugar</p> <p>Untimely and erratic rainfall patterns affecting yields</p> <p>Ban on exports</p> <p>Competition with other cash crops</p> <p>Slow pace of technological advancements in throughout value chain</p> <p>Changing human lifestyle</p> |

Outlook

On account of ban on sugar exports, raised fair and remunerative prices, and temporary capping of sugar feedstock towards ethanol production, the industry is induced to supply more sugar than envisaged in the beginning of the SS2023-24, burdening the mill's financials. The gross sugar production is estimated to reach 320 Lakh Tonnes at the close of the season with an ending inventory of 91 Lakh Tonnes. As sugar is an essential commodity, the government is required to check on inventory levels before changing its stance on the diversion of cane to ethanol. We may expect favourable modifications in

the policy based on high sugar production during the SS2023-24.

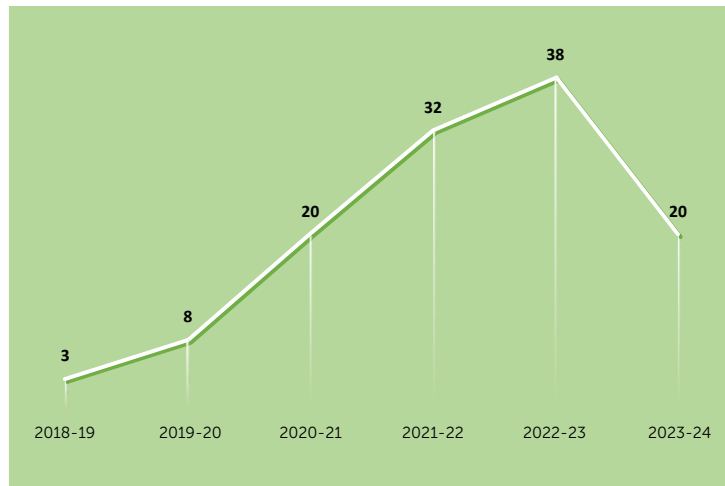
Indian bio-fuel sector

The launch of ethanol blending programme has widely promoted its blending and production in India. The ethanol blending of 1.5% in (ethanol supply year (ESY), November – October) ESY2013-14 in petrol has reached 12% in ESY2022-23. The Government of India has targeted a blending percentage of 15% for this ESY2023-24 and 20% for this ESY2024-25 which is not too far from high ethanol blending of 27% in gasoline in Brazil. The Oil Marketing Companies (OMCs) have envisaged a total requirement of 825 Crore

litres for the ESY2023-24 and have procured 224.5 Crore litres by March 31, 2024.

The sugar sector contributed 126.3 Crore litres to this initiative, whereas the grain-based feedstock contributed 98.2 Crore litres thereby achieving the blending at 12%. Ethanol being sourced by way of sugar cane Juice, B-heavy molasses and C-heavy molasses contributed 51.9 Crore litres, 63.6 Crore litres and 10.8 Crore litres, respectively, indicating an approximate diversion of 12.9 Lakh Tonnes of sugar during the season. The sugar diversion towards ethanol was 3.4 Lakh Tonnes during SS2018-19, 38 Lakh Tonnes in FY 2022-23 and 20 Lakh Tonnes in FY 2023-24.

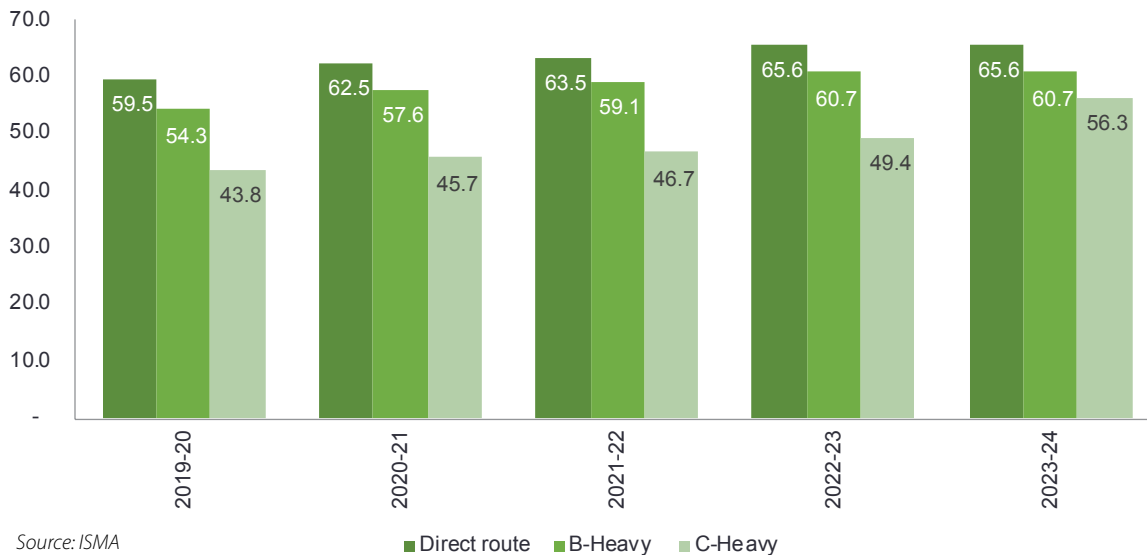
Trend of sugar diversion towards ethanol chart, in Lakh Tonnes



Source: ISMA

High realisations of ethanol have provided impetus to the sugar manufacturers towards more sugar production. Following the stagnancy in domestic sugar production in SS2023-24, the Government of India capped the usage of sugarcane juice/syrup and B-heavy molasses for ethanol production in the ESY2023-24. However, the central body permitted the usage of C-heavy molasses and foodgrains subject to a monthly review. Thus, to compensate for the losses, the Indian Sugar Mills Associations (ISMA) suggested an increase in prices of molasses-based ethanol. The sugar juice-based ethanol prices have been on a rise from ₹59.2 per litre in ESY2018-19 to ₹65.6 per litre. The prices for B-heavy molasses and C-heavy molasses witnessed a rise from ₹52.4 per litre and ₹43.5 per litre, respectively, in ESY2018-19, respectively to ₹60.7 per litre and ₹56.3 per litre, respectively in ESY2023-24. Furthermore, the government has imposed 50% export duty on the export of molasses.

Ethanol prices derived from different sugarcane based raw material, in ₹ per litres



Source: ISMA

Outlook

As of November 2023, India's ethanol production capacity is about 1,380 Crore litres, with molasses accounting for 875 Crore litres and roughly 505 Crore litres being grain-based. To achieve the 20% blending target by 2025, nearly 1,700 Crore litres of ethanol producing capacity will be required to achieve 80% utilisation. The sudden policy changes by the government on ethanol feedstock mix has caused a

slight dip in the ethanol volumes, however, higher realisations are expected to partly offset the volume loss.

Indian renewable energy sector

As on February 2024, India's total installed renewable energy capacity (including hydro power) stands at 183.49 GW, out of which, wind power is capable to produce 45.15 GW, Solar power 75.57 GW and

Biomass/co-generation 10.2GW. While large hydro has an installed capacity of 46.92GW, small hydro power has 4.99GW. India ranking third in renewable energy attractive index, aims for 500GW installed capacity of renewable and has set a target to reduce the carbon intensity by ~45% by 2030 and cumulative electric power installed capacity from non-fossil sources to reach 50%. As of now, 50 solar parks with an aggregate capacity of 37.49GW been approved, whereas potential sites have



been identified to achieve an off-shore target of 30GW by 2030, which aids in achieving net-zero carbon emissions by 2070. With sustainable energy initiatives taken, India stands at the forefront of global efforts to mitigate climate change.

Company overview

Dhampur Bio Organics (DBO) operates on a rich legacy and extensive experience in the sugar sector. Utilising its advanced and integrated sugarcane manufacturing setups, the Company capitalises on the favourable trends in the sugar and broader agricultural economy. DBO is a leading integrated sugar company, with a growing presence in agri-business and bioenergy. Our three manufacturing units located at Asmoli, Mansurpur and Meerganj, in Uttar Pradesh, are all in proximity to each other and to the road networks. The Company's facilities are equipped with the latest machinery and equipment, as they play a crucial role in its success over the years.

The Company operates in three distinct business verticals: sugar, biofuels and spirits, and country liquor. Our sugarcane crushing and biofuels production capacity for FY 2023-24 stands at 29,500 Tonnes of crushing per day (TCD) and 3,12,500 litres per day (LPD) in B-heavy terms respectively. During FY 2023-24, the Company commissioned additional capacities at the Asmoli and Meerganj Unit, from 9,000 TCD to 12,500 TCD in Asmoli and 5,000 TCD to 9,000 TCD in Meerganj. These additional capacities were commissioned and operational in November 2023, in time for the sugar season.

Looking forward, we are highly placed to take advantage of opportunities in sugar and biofuels based on our three strategic pillars: innovation, integration, and value addition. Innovation includes focus on cane development activities, cost and process efficiencies, and exploring new cane varieties with increased diversion towards biofuels. The integration pillar aims to optimise the resources and by-product utilisation, thereby, driving the profit margins. The value addition pillar focuses on premiumisation of the commodities

business through retail sugar sales and domestic spirit sales.

As a participant in India's agriculture sector, DBO champions eco-friendly farming and production, and is a leading sponsor of rural education, upskilling, health and sports initiatives. We recognise our responsibilities towards the environment and communities, and our commitment to sustainability and balance underscores the focus on environmental stewardship and community development.

Key strengths

Rich legacy: DBO boasts a remarkable legacy of innovation that spans across several decades. It has been a trailblazer in generating renewable energy from sugar by-products and has solidified its position as a leading producer of ethanol and sugarcane-derived products in India. Our leadership team have held prominent position in the sugar industry and associations for several decades, pioneering breakthroughs such as sulphur-free sugar and electricity exports to grids.

Synergies in production and management: Our sugar refineries are strategically located in close proximity to each other, which enables better asset utilisation such as centralising distillery and refining capability and more efficient and scalable management of plants. We have consistently increased the proportion of value-added products in our product mix, showcasing our commitment to innovation and quality.

Continuous efforts on cane development and debottlenecking: DBO is continuously maintaining its focus on increasing sugarcane yield by introducing high recovery cane varieties with shorter recovery times, to increase recovery. This is well supported by the favourite agro-climatic factors in India. The efforts of the management have improved recovery, which will aid in reducing the production costs and mitigating the impact of increasing prices.

Strong tailwinds: In response to the government's thrust on green fuel and promotion of an ethanol-based economy,

the Company maintained a strong business mix of sugar and biofuels, positioning it at the forefront of the industry.

Leadership's ability to crafting dynamic strategies by keeping abreast with potential industry developments: The rich experience and the know-how of the industry has enabled the Company to modify its strategies by keeping abreast with the potential industry developments and predicting changes in policies, among others.

With abundant sugarcane areas at our disposal in three locations, DBO is well-prepared for future growth and expansion, ensuring its continued success in the dynamic market landscape.

Business verticals

Sugar Business (Refined, raw sugar and renewable energy)

As of March 31, 2024, DBO maintains a total cane crushing capacity of 29,500 TCD, strategically located across its manufacturing facilities in Asmoli, Mansurpur, and Meerganj. Our diverse product range includes refined sugar, available in both packed and branded variants, as well as white sugar, retail sugar and pharma-grade sugar, which is approved by the Food Safety and Standards Authority of India.

To strengthen our sugar business, we have consistently implemented debottlenecking initiatives and focused on enhancing cost and operating efficiency. Our proactive engagement with farmers and strong emphasis on cane development activities have further strengthened our position in the market.

Moreover, DBO maximizes its resources by leveraging the by-products from the sugar manufacturing process. This includes the production of biofuels and co-generation power, aligning with its commitment to sustainable practices and environmental stewardship. These efforts not only contribute to its bottomline but also underline its commitment to innovation and responsible business practices.

Outlook

DBO's foremost objective is to improve operational efficiencies and streamline cost structures. The Company is committed to advancing its cane development program by introducing new sugar cane varieties in control areas across its two

locations to boost yields. Furthermore, the Company will continue to contribute renewable energy to the state electricity grid through its co-generated renewable energy projects. This not only aligns with its sustainability goals but also underscores its commitment to environmental governance.

To optimise all resources and by-products usage, the Company will continue to sell surplus bagasse in open markets, thus, maximising the value of its operations and contribution to a more sustainable and efficient business model.

Key highlights of FY 2023-24

- Total sugarcane crushed during the fiscal stood at 41.44 Lakh Tonnes as compared to 43.22 Lakh Tonnes in the previous fiscal.
- Sugarcane diversion towards syrup-derived ethanol stood at 0.31 Lakh Tonnes against 5.99 Lakh Tonnes in FY 2022-23.
- Total sugar produced during the fiscal stood at 4.23 Lakh Tonnes.
- During the fiscal, we exported 0.07 Lakh Tonnes of sugar.
- Total revenue share from sugar business stood at 59% as compared to 73% during FY 2022-23.
- The net recovery after sugar sacrifice towards B-Heavy derived ethanol stood at 10.32% as compared to 9.42% in FY 2022-23.
- We reported an inventory of 2.69 Lakh Tonnes as on March 31, 2024 valued at an average of ₹34.71 per Kg.
- Total co-generation power generated stood at 30.25 Crore units against 34.53 Crore units generated in the previous fiscal.
- The fiscal saw total energy sales of 9.68 Crore units as compared to 14.67 Crore units in FY 2022-23.
- We sourced 100% of our total power requirement from captive co-generation source.
- We earned an average of ₹3.44 per unit from co-generation vertical as compared to ₹3.30 per unit in FY 2022-23.

Biofuels & Spirits Business (Ethanol, Country Liquor)

Situated in Asmoli, our distillery is dedicated to the production of ethanol, utilizing syrup, B-Heavy and C-Heavy molasses as key feedstocks. The Government's increasing focus on the biofuels sector has intensified our commitment to this segment. This heightened focus is driven by both the

sector's substantial growth prospects and its inherently high-margin nature.

Outlook

Looking ahead, the Company's strategic direction involves optimising the capacity of its biofuels and spirits segment. This optimization will be achieved through a meticulous balance of feedstock selection and finished goods output. Moreover, DBO

is committed to exploring the production of ethanol from alternative feedstocks, a move aimed at diversifying its product range and enhancing the overall ethanol production capacity. This proactive approach is designed to not only maximise margins from the segment but also ensure the Company's sustained growth and competitiveness in the market.

Key highlights of FY 2023-24

- Total ethanol production stood at 931.41 Lakh BL against 980.59 Lakh BL in FY 2022-23.
- Of the total production of ethanol, 34.99 Lakh BL was produced using syrup while 843.87 and 52.55 Lakh BL using B-heavy and C-Heavy molasses respectively.
- We marketed 826.76 Lakh BL of ethanol at an average of ₹58.81 per litre compared to 885.21 Lakh BL at an average of ₹60.83 per litre during FY 2022-23.
- EBIT margin for the business stood at 10.83% in FY 2023-24 against 19.32% in FY 2022-23.
- Total sales of 25.04 Lakh cases of country liquor was achieved during the fiscal.
- With commencement of new country liquor plant in previous fiscal our expanded country liquor capacity stands at 4.2 Million cases per annum.

Risk management

| Risks | Impact | Mitigation |
|------------------------------------|--|--|
| Demand risk | Supply exceeding demand | Favourable business mix of ethanol and sugar ensuring margin sustainability. Also, ensuring efficient utilisation of by-products to maximise returns. |
| Raw Material risk | Unavailability of adequate raw materials | Have ample cane area at company's disposal and have been providing high cane yielding varieties to farmers. Regular farmer engagement programmes with timely payment ensures sustained availability of cane. |
| Climate risk | Erratic climatic conditions and pests' infestation | Farmers adopts good irrigation practices along with well irrigated catchment areas of our plants reduces adverse climate implications on cane productivity. Consistent farmer education and providing agri implements with impactful fertilizers and pesticides reduces pest's impact. |
| Government policy framework | Adverse government policies | Sugar export capping and promoting ethanol blending with increase in ethanol realisations acts as a driving force to sugar sector as a whole. |
| Geographical risk | Distance between cane fields and mills | Strategic location of Company's all facilities in cane-growing high catchment areas combined with road connectivity somewhat mitigates geographical risk. |
| Environment regulatory risk | Change in environmental policies or regulations | The Company has intensified its focus on environmental stewardship, adhering to regulations and implementing best practices. |
| Operational risk | Management inability to operate efficiently | Management's rich experience aides' efficiency and contain any operational challenges |
| IT risk | Data theft and technology obsolescence | State-of-the-art technological processes, security protocols along with cloud protection and encryption provides adequate protection of our data resources. In-house Information Security Management System (ISMS) coupled with Endpoint security controls ensures fair and transparent policy implementation. |
| Financial risk | Capital intensive nature of sector and high indebtedness | The Company has been constantly focusing on timely repayment and strengthening the financial position. |

Financial performance

ANALYSIS OF THE PROFIT AND LOSS STATEMENT

Revenues: Revenues from operations stood at ₹2,394.42 Crore in FY 2023-24 as compared to ₹2,654.44 Crore in FY 2022-23, clocking a YoY reduction of 9.80%. The key drivers for this reduction are decrease in the quantity of sugar sold, decrease in ethanol sales and partially compensated by additional sales from

our new country liquor production. Other incomes accounted for only 1% share of our revenues, reflecting its dependence on its core business operations.

Expenses: Total expenses stood at ₹2352.80 Crore in FY 2023-24 against ₹2,531.09 Crore in FY 2022-23. Raw material costs, including changes in inventories, stood at ₹1370.66 Crore, accounting for 57.24% share of our revenues, during the fiscal. Employee expenses stood at ₹96.66

Crore in FY 2023-24, accounting for 4.04% share of our revenues. Further, finance costs and other expenses accounted for ₹45.33 Crore and ₹310.17 Crore in FY 2023-24, respectively. The excise duty on sale of goods accounts for ₹529.98 Crore in FY 2023-24.

Profits: Profit after tax stood at ₹46.49 Crore in FY 2023-24 against ₹111.10 Crore in FY 2022-23 representing a YoY decrease of 58.15%.

ANALYSIS OF BALANCE SHEET

Sources of funds: The capital employed by DBO increased by 15% from ₹1,826.94 Crore as on March 31, 2023 to ₹2100.78 Crore as on March 31, 2024. Return on capital employed, a measure of returns derived from every rupee invested in the business, stood at 5.28% in FY 2023-24.

Net worth increased by 2.30%, from ₹988.73 Crore as on March 31, 2023, to ₹1011.47 Crore as on March 31, 2024, owing to plough-back of accruals. Our

equity share capital stood at ₹66.39 Crore, comprising 6.639 Crore equity shares of ₹10 each, allotted pursuant to the scheme of arrangement.

Long-term debt decreased by 2% to ₹241.44 Crore as on March 31, 2024 despite availment of a fresh long-term loan of ₹72.33 Crore. Long-term debt equity ratio stood at 0.24 in FY 2023-24 as compared to 0.25 in FY 2022-23. Gross debt stood at ₹1046.81 Crore, which includes ₹176.95 Crore long-term loan, ₹806.09 Crore of

working capital loans, and current maturity of long-term loans of ₹63.77 Crore.

Finance costs stood at ₹45.33 Crore in FY 2023-24. Our interest cover stood at a comfortable 2.44 times in FY 2023-24.

Application of funds: Gross fixed assets increased by 11.14%, from ₹1,383.63 Crore as on March 31, 2023, to ₹1,537.81 Crore as on March 31, 2024. Accumulated depreciation on tangible assets increased by 6.11% from ₹481.44 Crore in FY 2022-23 to ₹510.85 Crore in FY 2023-24.

WORKING CAPITAL MANAGEMENT

Current assets increased by 11.26% from ₹1,124.87 Crore as on March 31, 2023 to ₹1251.56 Crore as on March 31, 2024, owing to an increase in inventories. The current and quick ratios stood at 1.19 and 0.16 respectively, in FY 2023-24.

Inventories including raw materials, work-in-progress and finished goods, among others, increased by 32.13% from ₹819.28 Crore as on March 31, 2023 to ₹1,082.55 Crore as on March 31, 2024. The inventory cycle stood at 145 days of turnover in FY 2023-24.

Trade receivables decreased from ₹153.67 Crore as on March 31, 2023 to ₹87.53 Crore as on March 31, 2024. Our debtors' turnover cycle stood at 18 days in FY 2023-24. Cash and bank balances decreased by 94.24% from ₹104.05 Crore as on March 31, 2023, to ₹5.99 Crore as on March 31, 2024.

MARGINS

The EBITDA margin stood at 6.63% while net profit margin stood at 1.92%

Key Ratios

| Particulars | FY 2023-24 | FY 2022-23 |
|---------------------------------|------------|------------|
| EBITDA/Turnover (%) | 6.63 | 8.11 |
| EBITDA/Net interest ratio (x) | 3.54 | 5.29 |
| Total debt-equity ratio (x) | 1.03 | 0.81 |
| Long-term debt-equity ratio (x) | 0.24 | 0.25 |
| Return on equity (%) | 4.60 | 11.24 |
| Book value per share (₹) | 152.36 | 148.93 |
| Earnings per share (₹) | 7.00 | 16.74 |
| Debtor's turnover (days) | 18 | 18 |
| Inventory turnover (days) | 145 | 129 |
| Interest coverage ratio (x) | 2.44 | 4.30 |
| Current ratio (x) | 1.19 | 1.31 |
| Net profit margin (%) | 1.92 | 4.17 |

Internal control systems and their adequacy

The Company maintains a robust internal control system, regularly updated to ensure the safeguarding of assets, adherence to established regulations, and prompt resolution of any outstanding issues. The audit committee reviews the reports from internal auditors on a regular basis, taking note of their findings and initiating corrective action when necessary. The committee maintains close communication with both external and internal auditors to ensure the effective functioning of the internal control systems.

Human resources and industrial relations

The Company values its employees as its most valuable assets and is committed to providing a safe, inclusive, and conducive work environment. Employee-centricity and growth are prioritized, with equal and fair growth opportunities provided to all employees. The Company recognizes that the quality of its employees is crucial to its success and therefore invests in their learning and development through various training programs. Additionally, the Company emphasizes strong employee engagement and retention measures. As of March 31, 2024, the Company employed a total workforce of 1,637 employees.

Cautionary statement

The statements in the management discussion and analysis contain the Company's objectives, forecasts, expectations, and estimates, which may be considered 'forward-looking statements' under applicable securities laws and regulations. These statements are based on various published and unpublished reports used to compile market statistics and information. However, the accuracy, completeness, and reliability of these reports cannot be guaranteed.

Investor Relations

We constantly strive to improve our service standards for our investors and benchmark our activities against the best practices. We conduct periodic meetings to communicate details of our performance, important material events, and exchange information. The Managing Director, Chief Financial Officer, and the Investor Relations team manage and represent our Company in interactions with investors, the media, and various government bodies.

We ensure that all critical information about us is available to all investors by uploading such information on our website containing a dedicated 'Investors' section where relevant information is available, including information on the Directors, shareholding pattern, quarterly reports, financial results, annual reports, press releases, details of unpaid/unclaimed dividends and various policies. The quarterly earnings release is accompanied by an earnings call, with the transcript and audio of the same made available on the website. Material developments during the quarter that might impact revenue or earnings are intimated to the stock exchanges and through the website. Quarterly results, regulatory filings, transcripts of earnings call, investor presentations and schedules of analyst and investor interactions are also available on the website.

Director's Report

To,
The Members of
Dhampur Bio Organics Limited

Your Directors are pleased to present the 4th Annual Report on the business and operations of the Company together with the Audited Financial Statements for the financial year ended March 31, 2024.

FINANCIAL RESULTS

The Company's financial performance for the year under review along with previous year's figures are given hereunder:

Financial Highlights:

(₹ in Crore)

| Particulars | Consolidated | | Standalone | |
|---|--------------------------------------|--------------------------------------|--------------------------------------|--------------------------------------|
| | For the year ended March 31, 2024 | For the year ended March 31, 2023 | For the year ended March 31, 2024 | For the year ended March 31, 2023 |
| Revenue from operations | 2,394.42 | 2654.44 | 2361.16 | 2648.60 |
| Profit before finance costs, tax, depreciation and amortization, exceptional items and other comprehensive income | 160.30 | 216.14 | 161.60 | 212.91 |
| Less: Finance costs | 45.33 | 40.84 | 45.27 | 40.74 |
| Less: Depreciation and Amortization expense | 49.48 | 40.53 | 49.46 | 40.32 |
| Profit before Tax after exceptional items | 65.49 | 134.77 | 66.87 | 135.78 |
| Provision for Tax | 19.00 | 23.67 | 18.05 | 23.76 |
| Net Profit for the year | 46.49 | 111.10 | 48.82 | 112.02 |
| Other comprehensive income (net of tax) | (0.93) | (1.13) | (0.91) | (1.83) |
| Total comprehensive income for the year | 45.56 | 109.97 | 47.91 | 110.19 |

OPERATIONAL PERFORMANCE

The key operational data of the Company is as under:

Sugar operations at a glance

| Particulars | For the Year ended March 31, 2024 | For the Year ended March 31, 2023 |
|--|--------------------------------------|--------------------------------------|
| Cane crushed (in lakh ton) | 41.44* | 43.22* |
| Net Recovery (%) | 10.32 | 9.42 |
| Sugar Produced from Cane (in lakh ton) | 4.23 | 3.51 |

*Includes 0.31 lakh tons (5.99 lakh tons in FY 2022-23) of cane diverted towards syrup derived ethanol in FY 2023-24.

Renewable Energy operations at a glance

| Particulars | For the Year ended March 31, 2024 | For the Year ended March 31, 2023 |
|------------------------------------|--------------------------------------|--------------------------------------|
| Power generated (in Cr. units) | 30.25 | 34.53 |
| Power sold to UPPCL (in Cr. units) | 9.68 | 14.67 |



Bio Fuels and Spirits operations at a glance

| Particulars | For the Year ended March 31, 2024 | For the Year ended March 31, 2023 |
|--|--------------------------------------|--------------------------------------|
| Ethanol produced (in lakh bulk litres) | 931.4 | 980.59 |

Country liquor

| Particulars | For the Year ended March 31, 2024 | For the Year ended March 31, 2023 |
|----------------------|--------------------------------------|--------------------------------------|
| Sales (No. of cases) | 25,04,325 | 11,62,009 |

COMPANY'S PERFORMANCE DURING FY 2023-24

Company's Performance during financial year 2023-24 has been explained in Management Discussion and Analysis Report which forms an integral part of this Annual Report.

RECLASSIFICATION OF PROMOTERS

During the financial year under review, pursuant to Order of the Hon'ble National Company Law Tribunal (NCLT), Allahabad Bench dated April 27, 2022 approving the Scheme of Arrangement between Dhampur Sugar Mills Limited and Dhampur Bio Organics Limited and their respective shareholders and creditors (Scheme), the application for reclassification of promoters was filed in June 2023 with both the Stock Exchanges i.e. BSE Limited (BSE) and National Stock Exchange of India Limited (NSE) and the same is pending for approval.

CONSOLIDATED FINANCIAL STATEMENTS AND SUBSIDIARY/ ASSOCIATE & JOINT VENTURE COMPANIES

Pursuant to Section 129(3) of the Companies Act, 2013 read with Rule 5 of the Companies (Accounts) Rules 2014, a report on the performance and financial position of the Subsidiary Company i.e. Dhampur International Pte. Ltd., as per Companies Act, 2013 is given in the Form AOC 1 as Annexure 1 which forms an integral part of this Report.

Dhampur International Pte Ltd. (DIPL) has total revenue of ₹62.93 Crore for the year ended March 31, 2024 as compared to last year's revenue of ₹266.91 Crore.

Audited Financial Statements of the subsidiary Company for FY 2023-24 have been placed on the website of the Company at <https://www.dhampur.com/subsidiary> and are available for inspection at the Company's registered office.

CHANGE IN THE NATURE OF BUSINESS

During the financial year under review, there was no change in the nature of business of the Company.

DIVIDEND

The Directors are pleased to recommend a final dividend of ₹2.50 (25%) per equity share of ₹10 each for financial year 2023-24, which if approved at the forthcoming Annual General Meeting, will be paid to all those Equity Shareholders of the Company whose names appear in the Register of Members and whose names appear as beneficial owners as per the beneficiary list furnished for the purpose by National Securities Depository Limited ("NSDL") and Central Depository Services (India) Limited ("CDSL") as on record date fixed for this purpose. The Dividend Distribution Policy as approved by the Board is uploaded on the Company's website under the head 'Policies' at <https://www.dhampur.com/investor/other-disclosures>.

RESERVES

The Company has earned Net Profit after tax of ₹48.82 Crores for the year ended March 31, 2024 which has been accumulated in Retained Earnings. During the year under review, the Company has transferred ₹0.28 Crores to Molasses Reserve Fund.

SHARE CAPITAL

The share capital of the Company, as on March 31, 2024, is as under

| Authorised Share Capital | Amount (in ₹) |
|--|---------------------|
| 91600000 Equity Shares of ₹10 each | 91,60,00,000 |
| Total | 91,60,00,000 |
| Issued, Subscribed and Paid-up Share capital | Amount (in ₹) |
| 66387590 Equity shares of ₹10 each | 66,38,75,900 |
| Total | 66,38,75,900 |

During the financial year under review, the Company has neither issued shares with differential voting rights as to dividend, voting or otherwise nor issued shares (including sweat equity shares) to the employees or Directors of the Company under any scheme. Also, the Company has not issued any convertible instrument during the year.

BOARD OF DIRECTORS AND KEY MANAGERIAL PERSONNEL

During the financial year, there was no change in the composition of the Board of Director of the Company.

Presently, the Company's Board comprises of 9 (nine) Directors. Besides Chairman and Managing Director who are Executive Promoter Directors, the Board has 1 (one) Whole Time Director, 1 (one) Non-Executive Promoter Director and 5 (five) Non-Executive Independent Directors including 1 (one) Non-Executive Independent Woman Director.

Directors Retiring by Rotation

In order to comply with the provisions of Companies Act, 2013 and Articles of the Company, Mrs. Bindu Vashist Goel, Director (DIN: 09591778) will retire by rotation at the ensuing Annual General Meeting and being eligible offers herself for re-appointment.

Brief profile of the Director seeking re-appointment have been given as an annexure to the Notice of the ensuing AGM.

Re-appointment of Whole Time Director

It has been proposed to re-appoint Mr. Sandeep Kumar, Whole Time Director (DIN: 06906510) for further period of 1 year w.e.f. April 05, 2024 subject to approval of Shareholders in the ensuing Annual General Meeting of the Company.

Brief profile of the Director seeking re-appointment have been given as an annexure to the Notice of the ensuing AGM.

Declaration by Independent Directors

The Independent Directors of your Company have confirmed that they meet the criteria of Independence as prescribed under Section 149 of the Companies Act, 2013 and Regulation 16 of the Securities Exchange Board of India (Listing Obligations and Disclosure Requirements) Regulations, 2015 (herein after referred to as "Listing Regulations") and they are not aware of any circumstance or situation, which could impair or impact their ability to discharge duties with an objective independent judgement and without any external influence.

POLICY ON DIRECTORS' APPOINTMENT AND REMUNERATION

The Company has formulated Nomination and Remuneration Policy in accordance with Section 178 of the Act and Regulation 19 read with Schedule II of the Listing Regulations. Details of the said policy have been disclosed in the Corporate Governance Report attached to this Report. The said policy is also available on the website of the Company under the head Policies at <https://www.dhampur.com/investor/other-disclosures>.

ANNUAL PERFORMANCE EVALUATION OF BOARD, ITS COMMITTEES AND DIRECTORS

Details pertaining to the way evaluation of the Board, its committees and individual Directors has been carried out, form part of Corporate Governance Report.

FAMILIARISATION PROGRAMME FOR INDEPENDENT DIRECTORS

All Independent Directors are familiarised with the operations and functioning of the Company at the time of their appointment and on an ongoing basis. The details of familiarisation program are provided in the Corporate Governance Report and is also available on the website of the Company under the head 'Policies' at <https://www.dhampur.com/investor/other-disclosures>.

DIRECTORS RESPONSIBILITY STATEMENT

In accordance with the provisions of Section 134(5) of the Companies Act, 2013 your Directors state that:

- a) in the preparation of the annual accounts, the applicable accounting standards have been followed along with proper explanation relating to material departures, if any;
- b) the Directors had selected such accounting policies and applied them consistently and made judgements and estimates that are reasonable and prudent so as to give a true and fair view of the state of affairs of the Company at the end of the financial year and of the Profit and Loss (including other comprehensive income) of the Company for that period;
- c) the Directors had taken proper and sufficient care for the maintenance of adequate accounting records in accordance with the provisions of Companies Act, 2013 for safeguarding the assets of the Company and for preventing and detecting fraud and other irregularities;
- d) the annual accounts have been prepared on a going concern basis;
- e) the Directors had laid down Internal Financial controls to be followed by the Company and that such Internal Financial Controls are adequate and operating effectively; and
- f) the Directors, had devised proper systems to ensure compliance with the provisions of all applicable laws and that such systems are adequate and operating effectively.

DEPOSITS

During the financial year under review, the Company did not invite or accept any deposits from the public falling under the ambit of Section 73 and 76 of the Companies Act, 2013 and rules framed thereunder.

PARTICULARS OF LOANS, GUARANTEES OR INVESTMENT

Details of Loans, Guarantees and Investments covered under the provisions of Section 186 of the Companies Act, 2013 are given in the relevant notes to Financial Statements forming part of this annual report.

MATERIAL CHANGES DURING THE YEAR

There have been no material changes affecting the financial position of the Company which have occurred between the end of the financial year of the Company and the date of the Report.



RELATED PARTY TRANSACTIONS

There are no materially significant related party transactions made by the Company with Promoters, Directors or Key Managerial Personnel etc. which may have potential conflict with the interest of the Company at large.

The Policy on Related Party Transactions as approved by the Board of Directors is uploaded on the Company's website under the head 'Policies' at <https://www.dhampur.com/investor/other-disclosures>.

Disclosure of Related Party Transactions is set out in Note No. 46 of the Standalone Financial Statements.

All transactions entered with Related Parties for the year under review were on arm's length basis and in the ordinary course of business and the provisions of Section 188 of the Companies Act, 2013 and Rules made there under are not attracted. Thus, disclosure in Form AOC-2 in terms of Section 134 of Companies Act, 2013 is not required.

CREDIT RATING

Details of Credit Ratings assigned to the Company are given in the Corporate Governance report.

AUDITORS

Statutory Auditors and their Audit Report

M/s. Mittal Gupta & Co., Chartered Accountants, (ICAI Firm Registration number 001874C) was appointed as Statutory Auditors of the Company at the 1st Annual General Meeting and shall continue to be Statutory Auditors of the Company till the conclusion of 6th Annual General Meeting to be held for the FY 2025-26.

The report given by the Auditors on the Standalone and Consolidated Annual Financial Statements of the Company for the year ended March 31, 2024 forms part of this Annual Report. The Auditor's comments on the Company's account are self-explanatory in nature and do not require any explanation. Further, there is no qualification, reservation, adverse remark or disclaimer given by the Auditors in their reports.

The Auditors of the Company have not reported any fraud in terms of the second proviso to Section 143(12) of the Companies Act, 2013 and therefore no detail is required to be disclosed under Section 134 (3)(ca) of the Companies Act, 2013.

Cost Accounts and Cost Auditors

As per the requirement of Central Government and pursuant to Section 148 of the Companies Act, 2013 read with the Companies (Cost Records and Audit) Rules, 2014 as amended from time to time, the Board of Directors has on the recommendation of Audit Committee appointed Mr. S.R. Kapur, Cost Accountant as Cost Auditors to audit the Cost Accounts of the Company for the year ended March 31, 2025. As required under the Companies Act, 2013 the remuneration payable to Cost Auditors is required to be placed before the members in ensuing Annual General Meeting for their ratification. Accordingly, a resolution seeking member's ratification

for the remuneration payable to Mr. S.R. Kapur, Cost Auditors of the Company is included in the Notice convening Annual General Meeting of the Company.

Secretarial Auditors and Secretarial Audit Report

Pursuant to the provisions of Section 204 of the Companies Act, 2013 and rules made there under, the Company has appointed M/s. GSK & Associates, Company Secretaries to undertake the Secretarial Audit of the Company for the year ended March 31, 2025. The Secretarial Audit Report for the FY 2023-24 is annexed as Annexure – 2 and forms an integral part of this report. Further, there is no secretarial audit qualification for the financial year under review.

Annual Secretarial Compliance Report as required under Regulation 24A of Listing Regulations as amended is also annexed as Annexure – 2A and forms part of this report.

INTERNAL FINANCIAL CONTROL

The Company has adequate Internal Control system with reference to the financial statements and commensurate with the size and scale of its operations. The Internal Auditors evaluate the efficacy and adequacy of internal control system, accounting procedures and policies adopted by the Company for efficient conduct of its business, prevention and detection of frauds and errors. Based on the report of internal audit, corrective actions are undertaken by the Company, which are reviewed periodically.

MANAGEMENT DISCUSSION AND ANALYSIS

The Management Discussion and Analysis Report on the operations of the Company, is provided in a separate section and forms an integral part of this Annual Report.

CORPORATE GOVERNANCE

In accordance with Listing Regulations a separate report on Corporate Governance is given along with the Secretarial Auditors' Certificate on its compliance in the Annual Report. The Certificate does not contain any qualification, reservation or adverse remark.

BUSINESS RESPONSIBILITY AND SUSTAINABILITY REPORT

As per Regulation 34 of Listing Regulations, Business Responsibility and Sustainability Report for FY 2023-24 is annexed as Annexure 3 to this Report.

COMPLIANCE WITH SECRETARIAL STANDARDS

The Company complies with all the applicable mandatory Secretarial Standards issued by the Institute of Company Secretaries of India.

NUMBER OF BOARD MEETINGS HELD DURING THE YEAR

The Board of Directors met 5 (five) times during the financial year 2023-24 on April 25, 2023; July 25, 2023; October 9, 2023, January 18, 2024 and February 5, 2024 respectively. Time gap between any of the two consecutive meetings does not exceed 120 days.

COMMITTEES OF THE BOARD

The Board of Directors have following Committees:

Mandatory Committees

- Audit Committee.
- Nomination and Remuneration Committee.
- Stakeholders' Relationship Committee.
- Corporate Social Responsibility Committee.
- Risk Management Committee

Non-Mandatory Committees

- Management Committee

Details of the Committees are provided in the Corporate Governance Report.

CORPORATE SOCIAL RESPONSIBILITY (CSR)

During financial year 2023-24, the Company has spent ₹1.88 crore towards CSR expenditure. The initiatives undertaken by the Company were focused on education, healthcare, skill development and women empowerment. The Corporate Social Responsibility Policy as approved by the Board is uploaded on the Company's website under the head 'Policies' at <https://www.dhampur.com/investor/other-disclosures>.

The Company's CSR Policy statement and annual report on CSR activities undertaken by the Company during the financial year as per provisions of Section 135 of the Companies Act, 2013 read with the Companies (The Corporate Social Responsibility Policy) Rules, 2014 ("CSR Rules") is set out in Annexure – 4 to this Report.

DETAILS OF UNPAID AND UNCLAIMED DIVIDEND AND INVESTOR EDUCATION AND PROTECTION FUND

In terms of the provisions of section 124(6) of Companies Act, 2013 read with Investor Education and Protection Fund Authority (Accounting, Audit, Transfer and Refund) Rules, 2016, during the financial year under review, the Company transferred the amount of final dividend declared for financial year 2022-23 amounting to ₹7,62,282.50 to the Investor Education and Protection Fund pertaining to shares lying in IEPF Account.

RISK MANAGEMENT

Risk is an integral part of business and therefore, the Company has formed a Risk Management Policy laying the framework to identify and mitigate the risks, whether internal or external, which could materially impact operations of the Company. The Risk Management Committee constituted by the Board of Directors of the Company monitors and assess risks management process. There are no risks which, in the opinion of the Board, threaten the very existence of your Company.

VIGIL MECHANISM/ WHISTLE BLOWER POLICY

This policy provides a secure avenue to directors, employees, business associates and other stakeholders of the Company for raising their concerns against the unethical practices.

Further, the Policy also provides adequate safeguards to the whistle blower by keeping his identity confidential and prevent victimization of persons who may use such mechanism.

The Vigil Mechanism/Whistle Blower Policy as approved by the Board is uploaded on the Company's website under the head 'Policies' at <https://www.dhampur.com/investor/other-disclosures>.

DISCLOSURE UNDER THE SEXUAL HARASSMENT OF WOMEN AT WORKPLACE (PREVENTION, PROHIBITION AND REDRESSAL) ACT, 2013

The Company has in place an Anti-Sexual Harassment Policy in line with the requirements of The Sexual Harassment of Women at Workplace (Prevention, Prohibition and Redressal) Act, 2013. All employees (permanent, contractual, temporary, trainees) are covered under this policy.

The following is a summary of sexual harassment complaints received and disposed during the year 2023-24.

| | |
|---|-----|
| No. of complaints filed during the financial year | NIL |
| No. of complaints received | NIL |
| No. of complaints disposed | NIL |

CONSERVATION OF ENERGY, TECHNOLOGY ABSORPTION, FOREIGN EXCHANGE EARNINGS AND OUTGO

Details of conservation of energy, technology absorption, foreign exchange earnings and outgo pursuant to Section 134 (3)(m) of the Companies Act, 2013 read with the Rule 8(3) of the Companies (Accounts) Rules, 2014 is annexed as Annexure – 5 and forms an integral part of this report.

ANNUAL RETURN

According to the provisions of Section 92(3) of the Companies Act, 2013 read with Companies (Management and Administration) Rules, 2014, The draft Annual Return of the Company in Form MGT-7 has been placed on the Company's website under the head 'Shareholders Meeting' at <https://www.dhampur.com/investor/financials>

SIGNIFICANT AND MATERIAL ORDERS PASSED BY THE REGULATORS OR COURTS OR TRIBUNALS IMPACTING THE GOING CONCERN STATUS AND COMPANY'S OPERATIONS IN FUTURE

There was no such order passed by the regulators or courts or tribunals impacting the going concern status and Company's operations in future.



DETAILS OF APPLICATION MADE OR ANY PROCEEDING PENDING UNDER THE INSOLVENCY AND BANKRUPTCY CODE, 2016 (31 OF 2016)

No application or any proceeding has been filed against the Company under the Insolvency and Bankruptcy Code, 2016 during the financial year under review.

HUMAN RESOURCES AND INDUSTRIAL RELATIONS

The Company takes pride in the commitment, competence and dedication of its employees in all areas of the business. The Company has structured induction process at all locations and management development programmes to update skills of managers. Industrial relations remained cordial and harmonious during the year.

STATUTORY INFORMATION

The Disclosure required under Section 197(12) of the Companies Act, 2013 read with the Rule 5(1) of the Companies (Appointment and Remuneration of Managerial Personnel) Rules, 2014 is annexed as Annexure – 6 and forms an integral part of this Report.

A statement furnishing the names of Top Ten employees in terms of remuneration drawn and persons employed throughout the year, who were in receipt of remuneration in terms of Section 197(12) of the Companies Act, 2013 read with Rule 5(2) of the Companies (Appointment and Remuneration of Managerial Personnel) Rules, 2014, is annexed as Annexure – 6A and forms an integral part of this Report. The said annexure is not being sent along with this Annual Report to the Members of the Company in line with the provisions of Section 136 of the Companies Act, 2013. Members who are interested in obtaining these particulars may write to the Company Secretary and the same will be furnished on request.

DIFFERENCE BETWEEN AMOUNT OF THE VALUATION DONE AT THE TIME OF ONE TIME SETTLEMENT AND THE VALUATION DONE WHILE TAKING LOAN FROM THE BANKS OR FINANCIAL INSTITUTIONS

The requirement to disclose the details of difference between amount of the valuation done at the time of onetime settlement and the valuation done while taking loan from the Banks or Financial Institutions along with the reasons thereof is not applicable.

ACKNOWLEDGEMENTS

Your Directors would like to acknowledge and place on record their sincere appreciation to the shareholders for their confidence in the management of the Company and gratitude to the Government of India, State Governments and Company's Bankers for the assistance, co-operation and encouragement they extended to the Company. Your Directors also wish to place on record their sincere thanks and appreciation for the continuing support of investors, vendors, dealers, business associates, the cane growers for their efforts in ensuring timely cane supply. Your Directors recognize and appreciate the efforts and hard work of all the employees of the Company and their continued contribution to promote its development.

For and on behalf of the Board of Directors

Vijay Kumar Goel

Chairman

DIN : 00075317

Place : New Delhi

Date : April 24, 2024

Form No. AOC-1**Statement containing salient features of the Financial Statements of Subsidiaries/Associate Companies/Joint Ventures.**

(Pursuant to first proviso to Sub-section (3) of Section 129 read with Rule 5 of Companies (Accounts) Rules, 2014)

PART "A": SUBSIDIARIES

(Information in respect of each subsidiary to be presented with amounts in ₹ in Crores)

1. Name of the subsidiary: Dhampur International Pte. Ltd.
2. Reporting period for the subsidiaries concerned: - April 01, 2023 to March 31, 2024.
3. Reporting currency and Exchange rate as on the last date of the relevant Financial year in the case of foreign subsidiaries: USD (1 USD = ₹83.3828)
4. Other Information:

| Particulars | Dhampur International Pte. Ltd. * (₹ in Crores) |
|---|---|
| Share Capital (including share application money) | 53.59 |
| The date since when subsidiary was acquired | 03.05.2022 (Pursuant to Scheme of Arrangement) |
| Reserves & Surplus | (26.53) |
| Total Assets | 27.51 |
| Total Liabilities | 0.44 |
| Investments | NIL |
| Revenue from Operation (Previous Year) | 62.93 (266.91) |
| Profit/(Loss) before Taxation | (1.38) |
| Provision for Taxation | NIL |
| Profit after Taxation | (1.38) |
| Proposed Dividend | NIL |
| % of Shareholding | 100% |

- i) Name of subsidiaries which are yet to commence operations: N.A.
- ii) Name of Subsidiaries which have been liquidated or sold during the year: N.A.

* Based at Singapore, Trading in Commodities.

PART "B": ASSOCIATES AND JOINT VENTURES

Statement pursuant to Section 129(3) of the Companies Act, 2013 related to Associate Companies and Joint Ventures:

The Company has no associate or joint venture.

For and on behalf of the Board of DirectorsPlace : New Delhi
Date : April 24, 2024**Vijay Kumar Goel**
Chairman
DIN : 00075317

Secretarial Audit Report

FOR THE YEAR ENDED 31ST MARCH, 2024

[Pursuant to section 204(1) of the Companies Act, 2013 and Rule no. 9 of the Companies (Appointment and Remuneration of Managerial Personnel) Rules, 2014]

To,
The Members
Dhampur Bio Organics Limited
Sugar Mill Compound, Village Asmoli,
Sambhal, Moradabad
Uttar Pradesh- 244304

We have conducted the secretarial audit of the compliance of applicable statutory provisions and the adherence to good corporate practice by **Dhampur Bio Organics Limited (CIN:L15100UP2020PLC136939)** (hereinafter called the Company). Secretarial Audit was conducted in a manner that provided us a reasonable basis for evaluating the corporate conducts/statutory compliances and expressing our opinion thereon.

Based on our verification of the Company's books, papers, minute books, forms and returns filed and other records maintained by the Company and also the information provided by the Company, its officers, agents and authorized representatives during the conduct of secretarial audit, we hereby report that in our opinion, the Company has, during the year ended on 31st March, 2024, complied with the statutory provisions listed hereunder and also that the Company has proper Board-processes and compliance-mechanism in place to the extent, in the manner and subject to the reporting made hereinafter:

We have examined the books, papers, minute books, forms and returns filed and other records maintained by the Company for the year ended on 31st March, 2024 according to the provisions of:

I.

- The Companies Act, 2013 (the Act) and the rules made thereunder.
- The Securities Contracts (Regulation) Act, 1956 ('SCRA') and the rules made thereunder.
- The Depositories Act, 1996 and the Regulations and bye-laws framed thereunder.
- Foreign Exchange Management Act, 1999 and the rules and regulations made thereunder to the extent of Foreign Direct Investment, Overseas Direct Investment and External Commercial Borrowings.
- The following Regulations and Guidelines prescribed under the Securities and Exchange Board of India Act, 1992 ('SEBI Act'):-
 - a. The Securities and Exchange Board of India (Substantial Acquisition of Shares and Takeovers) Regulations, 2011, as amended from time to time;

- b. The Securities and Exchange Board of India (Prohibition of Insider Trading) Regulations, 2015;
- c. The Securities and Exchange Board of India (Issue of Capital and Disclosure Requirements) Regulations, 2018 **(Not applicable to the company during the audit period);**
- d. The Securities and Exchange Board of India (Share Based Employee Benefits and Sweat Equity) Regulation, 2021 **(Not applicable to the company during the audit period);**
- e. The Securities and Exchange Board of India (Issue and Listing of Non-Convertible Securities) Regulations, 2021 **(Not applicable to the company during the audit period);**
- f. The Securities and Exchange Board of India (Registrar to an Issue and Share Transfer Agents) Regulations, 1993, regarding the Companies Act and dealing with client.
- g. The Securities and Exchange Board of India (Delisting of Equity Shares) Regulations, 2021 **(Not applicable to the company during the audit period);** and
- h. The Securities and Exchange Board of India (Buyback of Securities) Regulations, 2018 **(Not applicable to the company during the audit period);**
- i. The Securities and Exchange Board of India (Listing Obligation and Disclosure Requirements) Regulations, 2015; as amended from time to time

II.

- Food Safety and Standards Act, 2006
- Essential Commodities Act, 1955
- U.P. Sugarcane (Regulation of Supply and Purchase) Act, 1953
- Sugar Development Fund Act, 1982
- Export (Quality Control and Inspection) Act, 1963
- Agricultural and Processed Food Products Export Act, 1986
- Indian Boilers Act, 1923

During the year under review, the Company has made all compliances under Sector specific laws mentioned above.

III.

- The Air (Prevention & Control of Pollution) Act, 1981 [Read with the Air (Prevention & Control of Pollution) Rules, 1982]
- The Environment (Protection) Act, 1986 [Read with the Environment (Protection) Rules, 1986]
- The Water (Prevention & Control of Pollution) Act, 1974 [Read with the Water (Prevention & Control of Pollution) Rules, 1975]
- The Hazardous Waste (Management, Handling And Transboundary Movement) Rules, 2008
- The Factories Act, 1948
- The Industrial Disputes Act, 1947
- UP Industrial Disputes Act, 1947
- Standing Order covering the conditions of employment of workmen in Vacuum Pan Sugar Factories in U.P.
- U.P. Sugar Wage Board (Constituted under U.P. Industrial Disputes Act, 1947)
- The Payment of Wages Act, 1936
- The Minimum Wages Act, 1948
- The Employees' Provident Fund and Miscellaneous Provisions Act, 1952
- The Payment of Bonus Act, 1965
- The Payment of Gratuity Act, 1972
- The Contract Labour (Regulation and Abolition) Act, 1970
- The Maternity Benefit Act, 1961
- The Child Labour (Prohibition and Regulation) Act, 1986
- The Industrial Employment (Standing Orders) Act, 1946
- The Employees' Compensation Act, 1923 (earlier known as Workmen's Compensation Act, 1923)
- The Apprentices Act, 1961
- The Employees' State Insurance Act, 1948
- Public Liability Insurance Act, 1991 amended upto 1992 & Rules 1991 amended upto 2003
- Sexual harassment of women at the workplace (Prevention, Prohibition, Redressal) Act, 2013
- Goods and Services Tax Act, 2017 (CGST)
- UP GST Act, 2017
- UP Molasses Control Act, 1964
- Inter-State Migrant Workmen (Regulation of Employment and Conditions of Service) Act, 1979
- United Province Excise Act, 1910 and Rules thereunder
- UP Excise Act, 1910 and UP Bottling of Country Liquor Rules, 2020

During the year under review the Company has filed periodical return and has not received any show cause notice having any material impact on the Company and has generally complied with the provisions of the Act, Rules, Regulations, Guidelines, Standards, etc as amended from time to time, mentioned above.

We have relied on the representation made by the Company and its officers on systems and mechanism formed by the Company for compliance under other Act, Laws and Regulations to the Company.

We have also examined compliance with the applicable clauses of the following:-

- a. Secretarial Standards issued by The Institute of Company Secretaries of India and notified by Central Government.
- b. The Listing Agreements entered into by the Company with BSE Limited and National Stock Exchange of India Limited.

We further report that:

The Board of Directors of the Company is duly constituted with proper balance of Executive Directors, Non-Executive Directors and Independent Directors.

Adequate notice is given to all directors to schedule the Board Meetings, agenda and detailed notes on agenda were sent in advance, and a system exists for seeking and obtaining further information and clarifications on the agenda items before the meeting and for meaningful participation at the meeting.

Majority decision is carried through while there has been no member dissenting from the decisions arrived.

There are adequate systems and processes in the Company commensurate with the size and operations of the Company to monitor and ensure compliance with applicable laws, rules, regulations and guidelines.

We further report that during the year under review, M/s T R Chadha & Co., LLP has been appointed as Internal Auditors of the Company for the financial year 2023- 24 by the Board in their meeting dated 25th July, 2023.

For GSK & Associates
Company Secretaries
FRN: P2014UP036000

Saket Sharma
Partner
C.P. No: 2565
M. No: F4229

Date : April 24, 2024
Place : Kanpur

PR. No: 2072/2022
UDIN : F004229F000228266

Secretarial Compliance Report

PURSUANT TO REGULATION 24A OF SEBI LODR, REGULATIONS, 2015

FOR THE YEAR ENDED 31ST MARCH, 2024

To,
The Members
Dhampur Bio Organics Limited
Sugar Mill Compound, Village Asmoli Sambhal,
Moradabad, Uttar Pradesh-244304

We, GSK & Associates have examined:

- a) all the documents and records made available to us and explanation provided by **Dhampur Bio Organics Limited** ("the listed entity"),
 - b) the filings/ submissions made by the listed entity to the stock exchanges,
 - c) website of the listed company,
 - d) any other document/ filing, as may be relevant, which has been relied upon to make this certification, for the financial year ended 31st March, 2024 in respect of compliance with the provisions of:
 - a) the Securities and Exchange Board of India Act, 1992 ("SEBI Act") and the Regulations, Circulars, Guidelines issued thereunder; and
 - b) the Securities Contracts (Regulation) Act, 1956 ("SCRA"), rules made thereunder and the Regulations, circulars, guidelines issued thereunder by the Securities and Exchange Board of India ("SEBI");
- The specific Regulations, whose provisions and the circulars/ guidelines issued thereunder, have been examined, include:-
- a) Securities and Exchange Board of India (Listing Obligations and Disclosure Requirements) Regulations, 2015; as amended from time to time;
 - b) The Securities and Exchange Board of India (Issue of Capital and Disclosure Requirements) Regulations, 2018; **(Not applicable to the Company during the period under review);**
 - c) The Securities and Exchange Board of India (Share Based Employee Benefits and Sweat Equity) Regulations, 2021; **(Not applicable to the Company during the period under review);**
 - d) The Securities and Exchange Board of India (Issue and Listing of Debt Securities) Regulations, 2008; **(Not applicable to the Company during the period under review);**
 - e) The Securities and Exchange Board of India (Issue and Listing of Non-Convertible Securities) Regulations, 2021; **(Not applicable to the Company during the period under review);**
 - f) Securities and Exchange Board of India (Substantial Acquisition of Shares and Takeovers) Regulations, 2011;
 - g) Securities and Exchange Board of India (Buyback of Securities) Regulations, 2018; **(Not applicable to the Company during the period under review);**
 - h) Securities and Exchange Board of India (Prohibition of Insider Trading) Regulations, 2015; as amended from time to time;
 - i) The Securities and Exchange Board of India (Registrar to an Issue and Share Transfer Agents) Regulations, 1993, regarding the Companies Act and dealing with client and;
 - j) The Depositories Act, 1996, the Regulations and bye-laws framed thereunder and based on the above examination,

We hereby report that, during the period under review, the compliance status of the listed entity is appended as below:

| Sr. Particulars No. | Compliance status (Yes/No/NA) | Observations /Remarks by PCS |
|---|-------------------------------|--|
| 1. Secretarial Standard: The compliances of the listed entity are in accordance with the applicable Secretarial Standards (SS) issued by the Institute of Company Secretaries of India (ICSI) | Yes | |
| 2. Adoption and timely updation of the Policies: <ul style="list-style-type: none"> • All applicable policies under SEBI Regulations are adopted with the approval of board of directors of the listed entities • All the policies are in conformity with SEBI Regulations and has been reviewed & timely updated as per the regulations/circulars/guidelines issued by SEBI | Yes | |
| 3. Maintenance and disclosures on Website: <ul style="list-style-type: none"> • The Listed entity is maintaining a functional website • Timely dissemination of the documents/ information under a separate section on the website • Web-links provided in annual corporate governance reports under Regulation 27(2) are accurate and specific which redirects to the relevant document(s)/ section of the website | Yes | |
| 4. Disqualification of Director: None of the Director of the Company are disqualified under Section 164 of Companies Act, 2013 | Yes | |
| 5. To examine details related to Subsidiaries of listed entities: (a) Identification of material subsidiary companies | NA | The management has confirmed that during the period under review, there was no Material Subsidiary Company |
| (b) Requirements with respect to disclosure of material as well as other subsidiaries | Yes | The Company is not having any material subsidiary |
| 6. Preservation of Documents: The listed entity is preserving and maintaining records as prescribed under SEBI Regulations and disposal of records as per Policy of Preservation of Documents and Archival Policy prescribed under SEBI LODR Regulations, 2015 | Yes | |
| 7. Performance Evaluation: The listed entity has conducted performance evaluation of the Board, Independent Directors and the Committees at the start of every financial year as prescribed in SEBI Regulations | Yes | |
| 8. Related Party Transactions: (a) The listed entity has obtained prior approval of Audit Committee for all Related party transactions | Yes | |
| (b) In case no prior approval obtained, the listed entity shall provide detailed reasons along with confirmation whether the transactions were subsequently approved/ratified/rejected by the Audit committee | NA | The Company has obtained Prior approval from Audit Committee for all Related Party Transactions |

| Sr. Particulars No. | Compliance status (Yes/No/NA) | Observations /Remarks by PCS |
|---|-------------------------------|------------------------------|
| 9. Disclosure of events or information: The listed entity has provided all the required disclosure(s) under Regulation 30 along with Schedule III of SEBI LODR Regulations, 2015 within the time limits prescribed thereunder | Yes | |
| 10. Prohibition of Insider Trading: The listed entity is in compliance with Regulation 3(5) & 3(6) SEBI (Prohibition of Insider Trading) Regulations, 2015 | Yes | |
| 11. Actions taken by SEBI or Stock Exchange(s), if any: No Actions taken against the listed entity/ its promoters/ directors/ subsidiaries either by SEBI or by Stock Exchanges (including under the Standard Operating Procedures issued by SEBI through various circulars) under SEBI Regulations and circulars/ guidelines issued thereunder | Yes | |
| 12. Additional Non-compliances, if any: No any additional non-compliance observed for all SEBI regulation/circular/ guidance note etc. | Yes | |

Compliances related to resignation of statutory auditors from listed entities and their material subsidiaries as per SEBI Circular CIR/CFD/CMD1/114/2019 dated 18th October, 2019:

| Sr. Particulars No. | Compliance status (Yes/No/NA) | Observations / Remarks by PCS |
|---|-------------------------------|--|
| 1. Compliances with the following conditions while appointing/re-appointing an auditor | | |
| i. If the auditor has resigned within 45 days from the end of a quarter of a financial year, the auditor before such resignation, has issued the limited review/ audit report for such quarter; or | | |
| ii. If the auditor has resigned after 45 days from the end of a quarter of a financial year, the auditor before such resignation, has issued the limited review/ audit report for such quarter as well as the next quarter; or | NA | No such event has been occurred during the period under review |
| iii. If the auditor has signed the limited review/ audit report for the first three quarters of a financial year, the auditor before such resignation, has issued the limited review/ audit report for the last quarter of such financial year as well as the audit report for such financial year. | | |
| 2. Other conditions relating to resignation of statutory auditor | | |
| i. Reporting of concerns by Auditor with respect to the listed entity/its material subsidiary to the Audit Committee: | | |
| a. In case of any concern with the management of the listed entity/material subsidiary such as non-availability of information / non-cooperation by the management which has hampered the audit process, the auditor has approached the Chairman of the Audit Committee of the listed entity and the Audit Committee shall receive such concern directly and immediately without specifically waiting for the quarterly Audit Committee meetings. | | |

| Sr. Particulars No. | Compliance status (Yes/No/NA) | Observations / Remarks by PCS |
|---|-------------------------------|--|
| <p>b. In case the auditor proposes to resign, all concerns with respect to the proposed resignation, along with relevant documents has been brought to the notice of the Audit Committee. In cases where the proposed resignation is due to non-receipt of information / explanation from the company, the auditor has informed the Audit Committee the details of information / explanation sought and not provided by the management, as applicable.</p> <p>c. The Audit Committee / Board of Directors, as the case may be, deliberated on the matter on receipt of such information from the auditor relating to the proposal to resign as mentioned above and communicate its views to the management and the auditor.</p> <p>ii. Disclaimer in case of non-receipt of information: The auditor has provided an appropriate disclaimer in its audit report, which is in accordance with the Standards of Auditing as specified by ICAI / NFRA, in case where the listed entity/ its material subsidiary has not provided information as required by the auditor.</p> | NA | No such event has been occurred during the period under review |
| <p>3. The listed entity / its material subsidiary has obtained information from the Auditor upon resignation, in the format as specified in Annexure- A in SEBI Circular CIR/ CFD/ CMD1/114/2019 dated 18th October, 2019.</p> | NA | No such event has been occurred during the period under review |

We hereby further report that, during the year under review:

- a) The listed entity has complied with the provisions of the above Regulations and circulars/ guidelines issued thereunder, except in respect of matters specified below:

| Sr. No. | Compliance Requirements(Regulations/ circulars/guidelines including specific clause) | Regulation/ Circular No. | Deviation | Action Taken by | Type of Action | Details of Violation | Fine Amount | Observation/ Remarks of Practicing Company Secretary | Management Response | Remarks |
|---------|--|--------------------------|-----------|-----------------|----------------|----------------------|-------------|--|---------------------|---------|
| NIL | | | | | | | | | | |

- b) This listed entity has taken the following actions to comply with the observations made in previous reports:

| Sr. No. | Compliance Requirements (Regulations/circulars/ guidelines including specific clause) | Regulation/ Circular No. | Deviation | Action Taken by | Type of Action | Details of Violation | Fine Amount | Observation/ Remarks of Practicing Company Secretary | Management Response | Remarks |
|----------------|---|--------------------------|-----------|-----------------|----------------|----------------------|-------------|--|---------------------|---------|
| Not Applicable | | | | | | | | | | |

For GSK & Associates
Company Secretaries
FRN: P2014UP036000

Saket Sharma
Partner
C.P. No: 2565
M. No: F4229

Date : April 24, 2024
Place : Kanpur

PR. No: 2072/2022
UDIN: F004229F000228365

Business Responsibility and Sustainability Report

SECTION A: GENERAL DISCLOSURES

I. Details of the listed entity

| | |
|--|--|
| 1. Corporate Identity Number (CIN) of the Listed Entity | L15100UP2020PLC136939 |
| 2. Name of the Listed Entity | Dhampur Bio Organics Limited |
| 3. Year of Incorporation | 2020 |
| 4. Registered Office Address | Dhampur Bio Organics Limited Sugar Mill Compound, Village & Post - Asmoli District - Sambhal Uttar Pradesh-244304 |
| 5. Corporate Address | Second Floor, Plot No. 201, Okhla Industrial Estate, Phase-III, New Delhi-110020 |
| 6. E-mail | investors@dhampur.com |
| 7. Telephone | +91-7302318313 |
| 8. Website | www.dhampur.com |
| 9. Financial Year for Reporting | FY 2023-24 |
| 10. Name of the Stock Exchange(s) | National Stock Exchange of India Ltd. (NSE) BSE Ltd. (BSE) |
| 11. Paid-up Capital | ₹66,38,75,900 |
| 12. Contact Person for Queries | Ashu Rawat Telephone: +91-11-69055200 Email: esgdesk@dhampur.com |
| 13. Reporting Boundary | The disclosures made under this report are made on a standalone basis for Dhampur Bio Organics Ltd. |
| 14. Name of Assurance Provider | Since this is the first year of BRSR reporting by DBO, this report is |
| 15. Type of Assurance Obtained | not assured by any external party. |

II. Products/services

16. Details of business activities (accounting for 90% of the turnover):

| S. No. | Description of Main Activity | Description of Business Activity | % of Turnover of the Entity |
|--------|------------------------------|---|-----------------------------|
| 1 | Sugar Production | Sugar which consists of manufacture and sale of Sugar and its byproducts along with co-generation and sale of power | 51.19% |
| 2 | Biofuels | Biofuels & Spirits which consists of manufacture and sale of SDS, ENA, Ethanol etc. | 21.10% |
| 3 | Country Liquor | Manufacture and sale of Country liquor | 25.47% |

17. Products/Services sold by the entity (accounting for 90% of the entity's Turnover):

| S. No | Product/Service | NIC Code | % of Total Turnover Contributed |
|-------|------------------|----------|---------------------------------|
| 1 | Sugar | 1072 | 49.87% |
| 2 | Biofuels | 1101 | 21.10% |
| 3 | Country Liquor | 1101 | 25.47% |
| 4 | Renewable Energy | 3510 | 1.32% |

III. Operations**18. Number of locations where plants and/or operations/offices of the entity are situated:**

| Location | Number of Plants | Number of Offices | Total |
|---------------|------------------|-------------------|-------|
| National | 3 | 1 | 4 |
| International | 0 | 0 | 0 |

19. Markets served by the entity:**a. Number of locations**

| Location | Number |
|-------------------------------------|--------|
| National (Number of states) | 20 |
| International (Number of countries) | 0 |

b. What is the contribution of exports as a percentage of the total turnover of the entity?

The contribution of exports as a percentage of the total turnover of the entity was approximately 0.0083% for the reporting year.

c. A brief on types of customers

The Company has three types of consumers for sugar segment viz.

- i. Branded consumers which are catered by a large network for dealers and distributors.
- ii. Sugar agents which manage the bulk sale of the manufactured sugar in the open market.
- iii. Institutional buyers that include FMCG industries and pharmaceutical companies. The BioFuels & Spirits segment of the Company mainly constitutes ethanol sold under contracts with Public and Private Oil Marketing Companies ("OMCs") and other products to institutional buyers

IV. Employees**20. Details as at the end of Financial Year:****a. Employees and workers (including differently abled):**

| S. No. | Particulars | Total (A) | Male | | Female | |
|------------------|--------------------------|-----------|---------|-----------|---------|-----------|
| | | | No. (B) | % (B / A) | No. (C) | % (C / A) |
| EMPLOYEES | | | | | | |
| 1 | Permanent (D) | 358 | 347 | 97% | 11 | 3% |
| 2 | Other than Permanent (E) | 6 | 6 | 100% | 0 | 0 |
| 3 | Total employees (D + E) | 364 | 353 | 97% | 11 | 3% |
| WORKERS | | | | | | |
| 4 | Permanent (F) | 1279 | 1271 | 99% | 8 | 1% |
| 5 | Other than Permanent (G) | 1469 | 1456 | 99% | 13 | 0.88% |
| 6 | Total workers (F + G) | 2748 | 2727 | 99% | 21 | 0.76% |

b. Differently abled Employees and workers:

| S. No. | Particulars | Total (A) | Male | | Female | |
|------------------------------------|--------------------------|-----------|---------|-----------|---------|-----------|
| | | | No. (B) | % (B / A) | No. (C) | % (C / A) |
| DIFFERENTLY ABLED EMPLOYEES | | | | | | |
| 1 | Permanent (D) | 3 | 3 | 100% | 0 | - |
| 2 | Other than Permanent (E) | 0 | 0 | - | 0 | - |
| 3 | Total employees (D + E) | 3 | 3 | 100% | 0 | - |
| DIFFERENTLY ABLED WORKERS | | | | | | |
| 4 | Permanent (F) | 1 | 1 | 100% | 0 | - |
| 5 | Other than Permanent (G) | 0 | 0 | - | 0 | - |
| 6 | Total workers (F + G) | 1 | 1 | 100% | 0 | - |

21. Participation/Inclusion/Representation of women

| Location | Total (A) | No. and percentage of Females | |
|---------------------------|-----------|-------------------------------|---------|
| | | No. (B) | % (B/A) |
| Board of Directors | 9 | 2 | 22.20% |
| Key Management Personnel* | 5 | 1 | 20% |

* Includes Managing Director, Whole Time Director, Chief Financial Officer, and Company Secretary as defined under Section 2(51) of the Companies Act, 2013.

22. Turnover rate for permanent employees and workers

| | FY 2023-24 | | | FY 2022-23 | | | FY 2021-22 | | |
|---------------------|------------|--------|-------|------------|--------|-------|------------|--------|--------|
| | Male | Female | Total | Male | Female | Total | Male | Female | Total |
| Permanent Employees | 20.1% | 75.0% | 95.1% | 20.5% | 44.4% | 21.6% | 27.70% | 44.44% | 28.22% |
| Permanent Workers | 6.7% | 87.5% | 94.2% | 8.1% | 25.0% | 8.3% | 6.38% | 0 | 6.32% |

V. Holding, Subsidiary and Associate Companies (including joint ventures)

23. A. Names of holding / subsidiary / associate companies / joint ventures

| S. No. | Name of the holding / subsidiary / associate companies / joint ventures (A) | Indicate whether holding/ Subsidiary/ Associate/ Joint Venture | % of shares held by listed entity | Does the entity indicated at column A, participate in the Business Responsibility initiatives of the listed entity? (Yes/No) |
|--------|---|--|-----------------------------------|--|
| 1. | Dhampur International Pte Limited | Subsidiary | 100 | No |

VI. CSR Details

24. Whether CSR is applicable as per section 135 of Companies Act, 2013: (Yes/No)

| | | |
|----|---|---------|
| 1) | Whether CSR is applicable as per section 135 of Companies Act, 2013: (Yes/No) | Yes |
| 2) | Turnover (in ₹) | 2648 Cr |
| 3) | Net worth (in ₹) | 996 Cr |

VII. Transparency and Disclosures Compliances

25. Complaints/Grievances on any of the principles (Principles 1 to 9) under the National Guidelines on Responsible Business Conduct:

| Stakeholder group from whom complaint is received | Grievance Redressal Mechanism in Place (Yes/No) (If Yes, then provide web-link for grievance redressal policy) | FY 2023-24 | | | FY 2022-23 | | |
|---|--|--|--|---------|--|--|---------|
| | | Number of complaints filed during the year | Number of complaints pending resolution at close of the year | Remarks | Number of complaints filed during the year | Number of complaints pending resolution at close of the year | Remarks |
| Communities | Yes, DBO has a grievance redressal mechanism for all of its stakeholders. | None | NA | NA | None | NA | NA |
| Investors (other than Shareholders) | | None | NA | NA | None | NA | NA |
| Shareholders | | 1 | Nil | - | None | NA | NA |
| Employees and Workers | | None | NA | - | None | NA | - |
| Customers | | None | NA | NA | None | NA | NA |
| Value Chain Partners | | None | NA | NA | None | NA | NA |

26. Overview of the entity's material responsible business conduct issues

| S. No | Material issue identified | Indicate whether risk or opportunity (R/O) | Rationale for identifying the risk / opportunity | In case of risk, approach to adapt or mitigate | Financial implications of the risk or opportunity (Indicate positive or negative implications) |
|-------|--|--|---|---|--|
| 1 | Innovation | Opportunity | DBO sees innovation as an opportunity to gain a competitive edge through continuous investment in research and development. | - | Increased market share, revenue growth |
| 2 | IT & Cybersecurity | Risk | Managing cybersecurity risks is crucial for DBO to safeguard sensitive data and prevent potential financial losses and reputational damage. | DBO has implemented robust cybersecurity measures and conducts regular security audits to mitigate cybersecurity risks and manage third-party risks effectively | Data breaches, financial losses, reputational damage |
| 3 | Compliance Management | Risk | Non-compliance with regulations can lead to potential legal penalties and reputational damage | The Company prioritizes robust compliance protocols to avoid legal penalties and maintain regulatory compliance in its operations. | Legal fines, penalties, damage to reputation |
| 4 | Organizational Ethics, Values & Governance | Opportunity | Upholding strong ethical standards enhances DBO's brand reputation and fosters trust among stakeholders. | - | Improved brand reputation, customer trust |

| S. No | Material issue identified | Indicate whether risk or opportunity (R/O) | Rationale for identifying the risk / opportunity | In case of risk, approach to adapt or mitigate | Financial implications of the risk or opportunity (Indicate positive or negative implications) |
|-------|--------------------------------|--|--|---|--|
| 5 | Diversity & Inclusion | Opportunity | DBO recognizes diversity as an opportunity to drive innovation and creativity within its workforce, promoting an inclusive culture. | - | Enhanced innovation, improved employee morale |
| 6 | Training & Development | Opportunity | Investing in employee training and development ensures Dhampur Bio Organics maintains a skilled workforce, enhancing productivity and reducing turnover. | - | Increased productivity, employee retention |
| 7 | Human Rights & Labor Standards | Risk | Ensuring adherence to human rights and labor standards is essential to avoid legal issues and maintain a positive reputation | DBO has implemented comprehensive policies and conducts regular audits and employee training. The Company also maintains transparent reporting and engages stakeholders effectively to mitigate the risk of non-compliance. | Legal penalties, reputational damage |
| 8 | Health & Safety | Risk | Health and safety as a risk lies in the potential consequences of workplace accidents and injuries, which could lead to employee harm, legal liabilities, operational disruptions, and reputational damage | DBO implements stringent safety protocols, provides comprehensive training, ensures regulatory compliance, fosters employee engagement, and continually improves safety practices to mitigate health and safety risks | Workplace injuries, legal liabilities, decreased morale |
| 9 | Community Contribution | Opportunity | DBO engages in community development projects to make a positive impact and build goodwill within local communities | - | Enhanced brand reputation, community goodwill |
| 10 | Product Stewardship | Opportunity | Company's focus on developing quality products is an opportunity to meet consumer demand and increase market share | - | Increased sales, market share |

| S. No | Material issue identified | Indicate whether risk or opportunity (R/O) | Rationale for identifying the risk / opportunity | In case of risk, approach to adapt or mitigate | Financial implications of the risk or opportunity (Indicate positive or negative implications) |
|-------|-------------------------------------|--|--|--|--|
| 11 | Opportunities in Health & Nutrition | Opportunity | Rising demand for health-conscious products is an opportunity for the Company to focus on and expand product offerings | - | Increased revenue, market growth |
| 12 | Sustainable Supply Chain Management | Opportunity | Optimizing its supply chain for sustainability allows DBO to reduce costs and minimize environmental risks | - | Cost savings, reduced risks |
| 13 | Sustainable Agriculture | Opportunity | Implementing sustainable farming practices helps the Company improve crop yields while minimizing environmental degradation | - | Improved crop yields, environmental benefits |
| 14 | Energy & Emission Management | Opportunity | Energy efficiency measures by DBO enables cost reduction and positive environmental impact | - | Cost savings, reduced environmental impact |
| 15 | Water | Risk | Water scarcity can disrupt operations | We have implemented zero liquid discharge at Asmoli distillery to conserve water resources and ensure sustainable operational practices. | Disrupted operations, increased costs |
| 16 | Waste | Opportunity | Implementing proper waste management system and utilizing the waste to create biofuels can open new avenues of revenue for the company | - | Cost savings, green energy production, environmental benefits |
| 17 | Biodiversity Conservation | Opportunity | Engaging in biodiversity conservation efforts allows us to protect local ecosystems | - | Environmental benefits, enhanced brand reputation |

SECTION B: MANAGEMENT AND PROCESS DISCLOSURES

| S.No | Disclosure Questions | P1 | P2 | P3 | P4 | P5 | P6 | P7 | P8 |
|------|--|---|-----|-----|-----|-----|-----|-----|-----|
| 1 | a. Whether your entity's policy/policies cover each principle and its core elements of the NGRBCs (Yes/No) | Yes | Yes | Yes | Yes | Yes | Yes | Yes | Yes |
| | b. Has the policy been approved by the Board? (Yes/No) | Yes | Yes | Yes | Yes | Yes | Yes | Yes | Yes |
| | c. Web Link of the Policies, if available | https://www.dhampur.com/Uploads/prospectus/219pdctfile_Business-Responsibility-and-Sustainability-Policy.pdf | | | | | | | |
| 2 | Whether the entity has translated the policy into procedures. (Yes / No) | Yes, the policies have been converted into procedures by the Company. | | | | | | | |
| 3 | Do the enlisted policies extend to your value chain partners? (Yes/No) | Yes, some of the enlisted policies extend to our value chain partners. | | | | | | | |
| 4 | Name of the national and international codes/certifications/labels/ standards (e.g. Forest Stewardship Council, Fairtrade, Rainforest Alliance, Trustea) standards (e.g. SA 8000, OHSAS, ISO, BIS) adopted by your entity and mapped to each principle | DBO's policies are based on the principles of the National Guidelines for Responsible Business Conduct (NGRBCs), which align with Internationally recognized standards such as ISO 9000, 14000 and 45001, UNGC principles, ILO principles and United Nations Sustainable Development Goals (SDGs). DBO is also aligned with the Global Reporting Initiative (GRI) standards to measure and report its sustainability performance. | | | | | | | |
| 5 | Specific commitments, goals and targets set by the entity with defined timelines, if any. | DBO has established clear ESG goals across the four pillars - Responsible Governance, Resource Efficient Operations, People First, and Purposeful Products. We are striving to implement a robust ESG governance structure, ensuring transparency and accountability across operations. As part of our commitment to inclusivity, we are setting specific targets to hire differently abled employees and workers and are dedicated to prioritizing employees' well-being by developing a comprehensive HR assessment process to identify and mitigate risks. The Company is also taking proactive steps towards sustainable sourcing by ensuring that agricultural raw materials are assessed and certified as sustainable, in line with certifications. Additionally, we are in the process of setting Net Zero target for Absolute Scope 1 + 2 emissions, and targets towards reduction of specific water intensity. | | | | | | | |
| 6 | Performance of the entity against the specific commitments, goals and targets along-with reasons in case the same are not met. | This report presents an overview of our existing performance across diverse indicators concerning business responsibility and sustainability. While we have transparently disclosed our current performance, we acknowledge the imperative for ongoing improvements. Therefore, we affirm our commitment to establishing precise goals and targets, serving as guiding beacons to propel our endeavors towards realizing a more sustainable and responsible business paradigm. | | | | | | | |

| S.No | Disclosure Questions | P1 | P2 | P3 | P4 | P5 | P6 | P7 | P8 |
|--|--|---|----|----|----|----|----|----|----|
| Governance, leadership, and oversight | | | | | | | | | |
| 7 | Statement by director responsible for the business responsibility report, highlighting ESG related challenges, targets and achievements (listed entity has flexibility regarding the placement of this disclosure) | At Dhampur Bio Organics, we envision long-term sustainability not only for our company but also for the communities and ecosystems in which we operate. Our belief in ESG principles is deeply ingrained in our corporate ethos, and we remain resolute in our pursuit of creating shared value for all stakeholders. Our commitment to ESG goes beyond rhetoric; it is reflected in our actions and initiatives aimed at minimizing our environmental footprint, fostering social inclusivity, and upholding the highest standards of corporate governance. We recognize the need to explore the entire spectrum of value additions within the sugar sector. While this journey may pose its own set of challenges, we firmly believe that it aligns with our vision for sustainable growth and will ultimately yield significant benefits for our stakeholders, not only enhancing our resilience but also positioning us as a responsible corporate citizen in the eyes of our stakeholders. | | | | | | | |
| 8 | Details of the highest authority responsible for implementation and oversight of the Business Responsibility policy (ies). | Mr. Gautam Goel Managing Director | | | | | | | |
| 9 | Does the entity have a specified Committee of the Board/ Director responsible for decision making on sustainability related issues? (Yes / No). If yes, provide details. | We have established a comprehensive ESG governance framework to employ proactive measures to ensure the accomplishment of our sustainability goals. At the topmost level, the Apex Committee comprising the Managing Director, Independent Directors, Chairman, and the Whole-time Director has been formulated to provide guidance on the organization's sustainability agenda and future goals. The Committee is also responsible to review and approve public disclosures on ESG, allocate resources required by the ESG Steering Committee, and oversee the ESG strategy and roadmap. | | | | | | | |

10. Details of Review of NGRBCs by the Company:

| Subject for Review | Indicate whether review was undertaken by Director / Committee of the Board/ Any other Committee | Frequency (Annually/ Half yearly/ Quarterly/ Any other – please specify) | | | | | | | | |
|---|---|---|----|----|----|----|----|----|----|----|
| | | P1 | P2 | P3 | P4 | P5 | P6 | P7 | P8 | P9 |
| Performance against above policies and follow up action | Evaluation of performance against the aforementioned policies is conducted for each principle, with subsequent action taken as necessary. | The Company conducts an annual review of performance in accordance with the policies. | | | | | | | | |
| Compliance with statutory requirements of relevance to the principles, and, rectification of any non-compliances | The review is conducted by Company during meetings. | The Company reviews the policies on an annual basis. | | | | | | | | |
| 11 Has the entity carried out independent assessment/ evaluation of the working of its policies by an external agency? (Yes/No). If yes, provide name of the agency | | P1 | P2 | P3 | P4 | P5 | P6 | P7 | P8 | P9 |
| | | No | | | | | | | | |

12. If answer to question (1) above is "No" i.e. not all Principles are covered by a policy, reasons to be stated:

| Questions | P1 | P2 | P3 | P4 | P5 | P6 | P7 | P8 | P9 |
|---|----|----|----|----|----|----|----|----|----|
| The entity does not consider the Principles material to its business (Yes/No) | | | | | | | | | |
| The entity is not at a stage where it is in a position to formulate and implement the policies on specified principles (Yes/No) | | | | | | | | | |
| The entity does not have the financial or/human and technical resources available for the task (Yes/No) | | | | | | | | | |
| It is planned to be done in the next financial year (Yes/No) | | | | | | | | | |
| Any other reason (please specify) | | | | | | | | | |

SECTION C: PRINCIPLE WISE PERFORMANCE DISCLOSURE

PRINCIPLE 1: Businesses should conduct and govern themselves with integrity, and in a manner that is Ethical, Transparent and Accountable.

Essential Indicators

1. Percentage coverage by training and awareness programmes on any of the Principles during the financial year:

| Segment | Total number of trainings and awareness programmes held | Topic/Principles covered under the training and its impact | % age of persons in respective category covered by the awareness programmes |
|-----------------------------------|---|---|---|
| Board of Directors | 2 | Statutory and regulatory changes in sugar industry and Company's business & performance updates | 100 |
| Key Managerial Personnel | 1 | Leadership Competencies Development | 100 |
| Employees other than BoD and KMPs | 30 | Functional, Technical and Behaviourial | 40% |
| Workers | 40 | Functional and Technical | 60% |

2. Details of fines / penalties /punishment/ award/ compounding fees/ settlement amount paid in proceedings (by the entity or by directors / KMPs) with regulators/ law enforcement agencies/ judicial institutions, in the financial year, in the following format (Note: the entity shall make disclosures on the basis of materiality as specified in Regulation 30 of SEBI (Listing Obligations and Disclosure Obligations) Regulations, 2015 and as disclosed on the entity's website):

| | Monetary | | | | |
|-----------------|-----------------|---|-----------------|-------------------|--|
| | NGRBC Principle | Name of the regulatory/ enforcement agencies/ judicial institutions | Amount (In INR) | Brief of the Case | Has an appeal been preferred? (Yes/No) |
| Penalty/ Fine | | | | | |
| Settlement | | | Nil | | |
| Compounding fee | | | | | |

| | Non-Monetary | | | | |
|--------------|-----------------|---|-----------------|-------------------|--|
| | NGRBC Principle | Name of the regulatory/ enforcement agencies/ judicial institutions | Amount (In INR) | Brief of the Case | Has an appeal been preferred? (Yes/No) |
| Imprisonment | | | Nil | | |
| Punishment | | | | | |

3. Of the instances disclosed in Question 2 above, details of the Appeal/ Revision preferred in cases where monetary or non-monetary action has been appealed.

| Case Details | Name of the regulatory/ enforcement agencies/ judicial institutions |
|--------------|---|
| | Not applicable |

4. Does the entity have an anti-corruption or anti-bribery policy? If yes, provide details in brief and if available, provide a web-link to the policy.

DBO has an anti-corruption and anti-bribery policy integrated within its Code of Conduct. At DBO, we prioritize conducting all business activities with honesty, integrity, and the highest ethical standards, and we diligently enforce best business practices across all operational areas. Our commitment to preventing, deterring, and detecting fraud, bribery, and any other forms of corrupt practices is unwavering. We maintain a zero-tolerance approach towards any breaches, whether involving private individuals or public officials. As part of our Anti-Bribery Policy, which is an integral component of our overarching principles, we expect all employees and partners interacting with or transacting with DBO, including business partners, vendors, and suppliers, to adhere to the highest standards of conduct.

5. Number of Directors/KMPs/employees/workers against whom disciplinary action was taken by any law enforcement agency for the charges of bribery/ corruption:

| | FY 2023-24 | FY 2022-23 |
|-----------|------------|------------|
| Directors | 0 | 0 |
| KMPs | 0 | 0 |
| Employees | 0 | 0 |
| Workers | 0 | 0 |

6. Details of complaints with regard to conflict of interest:

| | FY 2023-24 | | FY 2022-23 | |
|--|------------|---------|------------|---------|
| | Number | Remarks | Number | Remarks |
| Number of complaints received in relation to issues of Conflict of Interest of the Directors | 0 | NA | 0 | NA |
| Number of complaints received in relation to issues of Conflict of Interest of the KMPs | 0 | NA | 0 | NA |

7. Provide details of any corrective action taken or underway on issues related to fines / penalties / action taken by regulators/ law enforcement agencies/ judicial institutions, on cases of corruption and conflicts of interest.

Not applicable

8. Number of days of accounts payables ((Accounts payable *365) / Cost of goods/services procured) in the following format

| | FY 2023-24 | FY 2022-23 |
|-------------------------------------|------------|------------|
| Number of days of accounts payables | 31.70 | 28.65 |



9. Open-ness of business

Provide details of concentration of purchases and sales with trading houses, dealers, and related parties along-with loans and advances & investments, with related parties, in the following format:

| Parameter | Metrics | FY 2023-24 | FY 2022-23 |
|------------------------------------|--|------------|------------|
| Concentration of Purchases* | Purchases from trading houses as % of total purchases | N.A. | N.A. |
| | Number of trading houses where purchases are made from | N.A. | N.A. |
| | Purchases from top 10 trading houses as % of total purchases from trading houses | N.A. | N.A. |
| Concentration of Sales | Sales to dealers / distributors as % of total sales | 73% | 75% |
| | Number of dealers /distributors to whom sales are made | 1525 | 1608 |
| | Sales to top 10 dealers / distributors as % of total sales to dealers / distributors | 37% | 46% |
| Share of RPTs in | Purchases (Purchases with related parties / Total Purchases) | 0.00 | - |
| | Sales (Sales to related parties / Total Sales) | 1.26% | 9.87% |
| | Loans & advances (Loans & advances given to related parties/ Total loans & advances) | - | - |
| | Investments (Investments in related parties / Total Investments made) | 100% | 100% |

* The raw material i.e. sugar cane is mainly purchased from cane societies.

Leadership Indicators

1. Awareness programmes conducted for value chain partners on any of the principles during the financial year:

| Total number of awareness programmes held | Topics/principles covered under the training | %age of value chain partners covered (by value of business done with such partners) under the awareness programmes |
|--|--|--|
| Farmers are the Company's most crucial value chain partners, and DBO undertakes extensive efforts to connect with them to share awareness on sustainable agricultural practices. | | |

2. Does the entity have processes in place to avoid/ manage conflict of interests involving members of the Board? (Yes/No) If yes, provide details of the same.

Yes. The Company has robust processes in place to prevent and effectively manage conflict of interests, and the same has been comprehensively outlined in the Code of Conduct and Business Ethics for Board members and senior management.

PRINCIPLE 2: Businesses should provide goods and services in a manner that is sustainable and safe.

Essential Indicators

1. Percentage of R&D and capital expenditure (capex) investments in specific technologies to improve the environmental and social impacts of product and processes to total R&D and capex investments made by the entity, respectively.

| | FY 2023-24 | FY 2022-23 | Details of improvements in environmental and social impacts |
|-------|------------|------------|--|
| R&D | 100% | 100% | Cane Development Expense to benefit the farmers and the environment |
| Capex | 11.58% | 9.23% | Installation of various steam and power saving equipments to reduce impact on environment. |

2. a. Does the entity have procedures in place for sustainable sourcing? (Yes/No)

Yes, DBO recognizes the importance of promoting local suppliers in its value chain as farmers play an essential role in our supply chain. The Company also actively practices and encourages the use of local suppliers within the state for equipment and material supply.

b. If yes, what percentage of inputs were sourced sustainably?

100% of our core raw material, sugarcane is procured from local growers.

3. Describe the processes in place to safely reclaim your products for reusing, recycling and at the end of life, for (a) Plastics (including packaging) (b) E-waste (c) Hazardous waste and (d) other waste.

| S. No | Type of product | Applicable to you (Y/N) | Processes in place to safely reclaim your products for reusing/ recycling and disposing at end of life (please provide a brief right-up of the process in place) |
|-------|--------------------------------|-------------------------|---|
| a | Plastics (including packaging) | N | Product reclamation is not a material topic for DBO. The Company adheres to applicable laws and regulations for disposal of waste, and fulfills Extended Producer Responsibility obligations for E-waste and plastic waste. Hazardous waste is managed in accordance with the Hazardous and Other Wastes (Management and Transboundary Movement) Rules, 2016. |
| b | E-waste | | |
| c | Hazardous waste | N | |
| d | other waste-if any | N | |
| | (add more rows if required) | N | |

4. Whether Extended Producer Responsibility (EPR) is applicable to the entity’s activities (Yes / No). If yes, whether the waste collection plan is in line with the Extended Producer Responsibility (EPR) plan submitted to Pollution Control Boards? If not, provide steps taken to address the same.

Yes. Brand Owner Registration under Plastic Waste Management Rules have been done at CPCB. EPR Plan have been submitted to CPCB. The Company has formed a tie-up with a third party vendor for collection of plastic against the material of plastic used, which is then recycled in cement plants. The certificate for the same is provided by third party.

Leadership Indicators

1. Has the entity conducted Life Cycle Perspective / Assessments (LCA) for any of its products (for manufacturing industry) or for its services (for service industry)? If yes, provide details in the following format?

No

| NIC Code | Name of Product/Service | % of total Turnover contributed | Boundary for which the Life Cycle Perspective/ Assessment was conducted | Whether conducted by independent external agency (Yes/No) | Results communicated in public domain (Yes/ No) If yes, provide the web-link |
|----------------|-------------------------|---------------------------------|---|---|--|
| Not applicable | | | | | |

2. If there are any significant social or environmental concerns and/or risks arising from production or disposal of your products / services, as identified in the Life Cycle Perspective / Assessments (LCA) or through any other means, briefly describe the same along-with action taken to mitigate the same

| Name of Product/Service | Description of the risk / Concern | Action Taken |
|-------------------------|-----------------------------------|--------------|
| Not applicable | | |



3. Percentage of recycled or reused input material to total material (by value) used in production (for manufacturing industry) or providing services (for service industry).

| Indicate input material | Recycled or re-used input material to total material | |
|-------------------------|--|------------|
| | FY 2023-24 | FY 2022-23 |
| | Nil | |

4. Of the products and packaging reclaimed at end of life of products, amount (in metric tonnes) reused, recycled, and safely disposed, as per the following format:

| | FY 2023-24 | | | FY 2022-23 | | |
|--------------------------------|----------------|----------|-----------------|----------------|----------|-----------------|
| | Re-Used | Recycled | Safely Disposed | Re-Used | Recycled | Safely Disposed |
| Plastics (including packaging) | Not applicable | | | Not applicable | | |
| E-waste | | | | | | |
| Hazardous waste | | | | | | |
| Other waste | | | | | | |

5. Reclaimed products and their packaging materials (as percentage of products sold) for each product category.

| Indicate product category | Reclaimed products and their packaging materials as % of total products sold in respective category |
|---------------------------|---|
| Not applicable | Nil |

PRINCIPLE 3: Businesses should respect and promote the well-being of all employees, including those in their value chains.

Essential Indicators

1. a Details of measures for the well-being of employees:

| Category | % of employees covered by | | | | | | | | | | |
|---------------------------------------|---------------------------|------------------|-------------|--------------------|-------------|--------------------|-------------|--------------------|-----------|---------------------|-----------|
| | Total (A) | Health insurance | | Accident insurance | | Maternity benefits | | Paternity benefits | | Day Care facilities | |
| | | Number (B) | % (B / A) | Number (C) | % (C / A) | Number (D) | % (D / A) | Number (E) | % (E / A) | Number (F) | % (F / A) |
| Permanent employees | | | | | | | | | | | |
| Male | 347 | 347 | 100% | 347 | 100% | NA | NA | 0 | 0 | 0 | 0 |
| Female | 11 | 11 | 100% | 11 | 100% | 11 | 100% | 0 | 0 | 0 | 0 |
| Total | 358 | 358 | 100% | 358 | 100% | 11 | 100% | 0 | 0 | 0 | 0 |
| Other than Permanent employees | | | | | | | | | | | |
| Male | 0 | 0 | 0 | 0 | 0 | 0 | 0 | 0 | 0 | 0 | 0 |
| Female | 0 | 0 | 0 | 0 | 0 | 0 | 0 | 0 | 0 | 0 | 0 |
| Total | 0 | 0 | 0 | 0 | 0 | 0 | 0 | 0 | 0 | 0 | 0 |

b. Details of measures for the well-being of workers:

| Category | % of employees covered by | | | | | | | | | | |
|---------------------------------------|---------------------------|------------------|-------------|--------------------|-------------|--------------------|-------------|--------------------|-----------|---------------------|-----------|
| | Total (A) | Health insurance | | Accident insurance | | Maternity benefits | | Paternity benefits | | Day Care facilities | |
| | | Number (B) | % (B / A) | Number (C) | % (C / A) | Number (D) | % (D / A) | Number (E) | % (E / A) | Number (F) | % (F / A) |
| Permanent employees | | | | | | | | | | | |
| Male | 1271 | 1271 | 100% | 1271 | 100% | NA | NA | 0 | 0 | 0 | 0 |
| Female | 8 | 8 | 100% | 8 | 100% | 8 | 100% | 0 | 0 | 0 | 0 |
| Total | 1279 | 1279 | 100% | 1279 | 100% | 8 | 100% | 0 | 0 | 0 | 0 |
| Other than Permanent employees | | | | | | | | | | | |
| Male | 1459 | 0 | 0 | 120 | 8% | NA | NA | 0 | 0 | 0 | 0 |
| Female | 10 | 0 | 0 | 0 | 0 | 10 | 100% | 0 | 0 | 0 | 0 |
| Total | 1469 | 0 | 0 | 120 | 8% | 10 | 100% | 0 | 0 | 0 | 0 |

c. Spending on measures towards well-being of employees and workers (including permanent and other than permanent) in the following format –

| | FY 2023-24 | FY 2022-23 |
|---|-------------|-------------|
| Cost incurred on well-being measures as a % of total revenue of the company | Rs. 1.10 Cr | Rs. 0.28 Cr |

2. Details of retirement benefits, for Current FY and Previous Financial Year.

| Benefits | FY 2023-24 | | | FY 2022-23 | | |
|----------|--|--|--|--|--|--|
| | No. of employees covered as a % of total employees | No. of workers covered as a % of total workers | Deducted and deposited with the authority (Y/N/N.A.) | No. of employees covered as a % of total employees | No. of workers covered as a % of total workers | Deducted and deposited with the authority (Y/N/N.A.) |
| PF | 100% | 100% | Y | 100% | 100% | Y |
| Gratuity | 100% | 100% | Y | 100% | 100% | Y |
| ESI | NA | NA | NA | NA | NA | NA |

3. Accessibility of workplaces

Are the premises / offices of the entity accessible to differently abled employees and workers, as per the requirements of the Rights of Persons with Disabilities Act, 2016? If not, whether any steps are being taken by the entity in this regard.

Yes, the premise is completely accessible for differently abled employees and workers, as per the requirements of the Rights of Persons with Disabilities Act, 2016.

4. Does the entity have an equal opportunity policy as per the Rights of Persons with Disabilities Act, 2016? If so, provide a web-link to the policy.

Yes, DBO has equal opportunity policy as per the Rights of Persons with Disabilities Act, 2016.

5. Return to work and Retention rates of permanent employees and workers that took parental leave.

| Gender | Permanent employees | | Permanent workers | |
|--------------|--|----------------|---------------------|----------------|
| | Return to work rate | Retention rate | Return to work rate | Retention rate |
| Male | None of the employees or workers availed parental leave during FY 2023-24. | | | |
| Female | | | | |
| Total | | | | |

6. Is there a mechanism available to receive and redress grievances for the following categories of employees and workers? If yes, give details of the mechanism in brief.

| Particulars | Yes/No |
|--------------------------------|--|
| | (If Yes, then give details of the mechanism in brief) |
| Permanent Workers | Yes, Grievance Redressal Mechanism encourages open discussions and local-level resolution of workplace concerns for all employees and workers, regardless of category or position. This mechanism ensures a safe space to raise issues and concerns without fear of retaliation. |
| Other than Permanent Workers | |
| Permanent Employees | |
| Other than Permanent Employees | |

7. Membership of employees and worker in association(s) or Unions recognized by the listed entity:

| Category | FY 2023-24 | | | FY 2022-23 | | |
|---------------------------|--|--|-----------|--|--|-----------|
| | Total employees/workers in respective category (A) | No. of employees / workers in respective category, who are part of association(s) or Union (B) | % (B / A) | Total employees/workers in respective category (C) | No. of employees/workers in respective category, who are part of association(s) or Union (D) | % (D / C) |
| Total Permanent Employees | Nil | Nil | Nil | Nil | Nil | Nil |
| Male | Nil | Nil | Nil | Nil | Nil | Nil |
| Female | Nil | Nil | Nil | Nil | Nil | Nil |
| Total Permanent Workers | 1279 | 507 | 40% | 1331 | 550 | 41% |
| Male | 1271 | 507 | 40% | 1316 | 550 | 42% |
| Female | 8 | 0 | 0 | 15 | 0 | 0 |

8. Details of training given to employees and workers:

| Category | FY 2023-24 | | | | | FY 2022-23 | | | | |
|------------------|-------------|-------------------------------|------------|----------------------|------------|-------------|-------------------------------|------------|----------------------|------------|
| | Total (A) | On Health and Safety Measures | | On Skill upgradation | | Total (D) | On Health and Safety Measures | | On Skill upgradation | |
| | | No. (B) | % (B/A) | No. (C) | % (C/A) | | No. (E) | % (E/D) | No. (F) | % (F/D) |
| Employees | | | | | | | | | | |
| Male | 347 | 93 | 27% | 134 | 39% | 373 | 127 | 34% | 190 | 51% |
| Female | 11 | 4 | 36% | 3 | 27% | 19 | 6 | 32% | 4 | 21% |
| Total | 358 | 97 | 27% | 137 | 38% | 392 | 133 | 34% | 194 | 49% |
| Workers | | | | | | | | | | |
| Male | 1271 | 463 | 36% | 789 | 62% | 1316 | 708 | 54% | 1316 | 100% |
| Female | 8 | 0 | 0 | 5 | 63% | 15 | 6 | 40% | 3 | 20% |
| Total | 1279 | 463 | 36% | 794 | 63% | 1331 | 714 | 54% | 1319 | 99% |

9. Details of performance and career development reviews of employees and worker:

| Category | FY 2023-24 | | | FY 2022-23 | | |
|------------------|------------|---------|---------|------------|---------|---------|
| | Total (A) | No. (B) | % (B/A) | Total (C) | No. (D) | % (D/C) |
| Employees | | | | | | |
| Male | 347 | 347 | 100% | 373 | 373 | 100% |
| Female | 11 | 11 | 100% | 19 | 19 | 100% |
| Total | 358 | 358 | 100% | 392 | 392 | 100% |
| Workers | | | | | | |
| Male | 1271 | 1271 | 100% | 1316 | 1316 | 100% |
| Female | 8 | 8 | 100% | 15 | 15 | 100% |
| Total | 1279 | 1279 | 100% | 1331 | 1331 | 100% |

10. Health and safety management system:

a. Whether an occupational health and safety management system has been implemented by the entity? (Yes/ No). If yes, the coverage such system?

We have implemented ISO 45001:2018 (OHSMS). All workers and workplace are covered under an Environment, Health and Safety (EHS) Policy.

b. What are the processes used to identify work-related hazards and assess risks on a routine and non-routine basis by the entity?

We have work permit system and safety PPE Matrix and also conducted third party audits.

c. Whether you have processes for workers to report the work-related hazards and to remove themselves from such risks. (Y/N)

Yes, DBO has implemented the procedure that encourages workers to promptly report work-related hazards.

d. Do the employees/ worker of the entity have access to non-occupational medical and healthcare services? (Yes/ No)

DBO employees, workmen and as well as our surrounding communities have access to an Occupational Health Center (OHC) at the units, wherein they can consult with a Medical Advisor for expert guidance and avail basic medicines.

11. Details of safety related incidents, in the following format:

| Safety Incident/Number | Category | FY 2023-24 | FY 2022-23 |
|---|-----------|------------|------------|
| Lost Time Injury Frequency Rate (LTIFR) (per one million-person hours worked) | Employees | 0 | 0 |
| | Workers | 0 | 0 |
| Total recordable work-related injuries | Employees | 0 | 0 |
| | Workers | 0 | 0 |
| No. of fatalities | Employees | 0 | 0 |
| | Workers | 0 | 0 |
| High consequence work-related injury or ill-health (excluding fatalities) | Employees | 0 | 0 |
| | Workers | 0 | 0 |

12. Describe the measures taken by the entity to ensure a safe and healthy workplace.

DBO is committed to providing a safe and healthy work environment for all employees. We achieve this through a comprehensive program that includes the following measures:

- Risk Assessments: We conduct regular risk assessments to identify potential hazards in the workplace. These assessments are used to develop and implement controls to mitigate these risks.



- Safety Training: All employees receive comprehensive safety training specific to their roles and the associated hazards. This training is ongoing and updated as needed.
- Personal Protective Equipment (PPE): We provide appropriate PPE to employees who may be exposed to hazards in the workplace. This includes items such as safety glasses, gloves, and safety shoes.
- Ergonomic Assessments: We offer ergonomic assessments to help employees maintain proper posture and reduce the risk of musculoskeletal disorders. Workstations are also designed with ergonomics in mind.
- Health and Wellness Programs: DBO promotes employee well-being through various health and wellness programs. These programs may include on-site fitness facilities, health screenings, and educational resources on healthy living.
- Safety Policies and Procedures: We have clear and concise safety policies and procedures in place to guide employee behavior and ensure a safe work environment. These policies are communicated to all employees.
- Regular Inspections and Maintenance: We conduct regular inspections of the workplace to identify and address any potential safety hazards. We also have a preventative maintenance program in place to ensure that equipment is functioning properly.
- Emergency Preparedness: DBO has a comprehensive emergency preparedness plan that outlines procedures for responding to fires, natural disasters, and other emergencies. Employees are trained on these procedures.
- Communication and Reporting Systems: We encourage open communication about safety concerns. Employees are empowered to report any unsafe conditions or practices without fear of reprisal.
- Compliance with Regulations: DBO complies with all applicable safety and health regulations. We stay up-to-date on any changes in regulations and adjust our program accordingly.
- Promoting a Culture of Safety: We actively promote a culture of safety within the Company. This includes recognizing safe work practices, encouraging employee participation in safety initiatives, and fostering a sense of shared responsibility for safety.

13. Number of Complaints on the following made by employees and workers:

| | FY 2023-24 | | | FY 2022-23 | | |
|--------------------|-----------------------|---------------------------------------|---------|-----------------------|---------------------------------------|---------|
| | Filed during the year | Pending resolution at the end of year | Remarks | Filed during the year | Pending resolution at the end of year | Remarks |
| Working Conditions | Nil | NA | NA | Nil | NA | NA |
| Health & Safety | Nil | NA | NA | Nil | NA | NA |

14. Assessments for the year:

| Indicate product category | % of your plants and offices that were assessed (by entity or statutory authorities or third parties) |
|-----------------------------|---|
| Health and safety practices | 100% |
| Working Conditions | 100% |

15. Provide details of any corrective action taken or underway to address safety-related incidents (if any) and on significant risks / concerns arising from assessments of health & safety practices and working conditions.

DBO implements a multi-layered approach to address significant concerns and safety related incidents. This includes daily shop floor safety walks by safety committee members to identify and address potential hazards. We also hold daily safety talks to keep employees informed and engaged. Additionally, we provide employees with the necessary personal protective equipment (PPE). Throughout the year, we further enhance safety awareness through initiatives like weekly safety drives, safety and road safety weeks, on-floor awareness sessions, and safety talks integrated into toolbox talks. Finally, we organize safety exhibitions, specialized trainings, and mock drills facilitated by authorized agencies.

Leadership Indicator

1. Does the entity extend any life insurance or any compensatory package in the event of death of (A) Employees (Y/N) (B) Workers (Y/N).

Yes, both for Workers and employees

2. Provide the measures undertaken by the entity to ensure that statutory dues have been deducted and deposited by the value chain partners.

NA

3. Provide the number of employees / workers having suffered high consequence work-related injury / ill-health / fatalities (as reported in Q11 of Essential Indicators above), who have been rehabilitated and placed in suitable employment or whose family members have been placed in suitable employment:

| | Total no. of affected employees/ workers | | No. of employees/workers that are rehabilitated and placed in suitable employment or whose family members have been placed in suitable employment | |
|-----------|--|------------|---|------------|
| | FY 2023-24 | FY 2022-23 | FY 2023-24 | FY 2022-23 |
| Employees | 0 | 0 | 0 | 0 |
| Workers | 0 | 0 | 0 | 0 |

4. Does the entity provide transition assistance programs to facilitate continued employability and the management of career endings resulting from retirement or termination of employment? (Yes/ No)

No, we currently do not offer formal training programs for employees who are leaving the company, whether through termination or retirement. However, for retirees who come back as consultants, we leverage their existing expertise by placing them in familiar roles. This ensures a smooth transition based on their past experience.

5. Details on assessment of value chain partners:

| Indicate product category | % of value chain partners (by value of business done with such partners) that were assessed |
|-----------------------------|---|
| Health and safety practices | DBO prioritizes responsible practices throughout its agricultural value chain. We collaborate with farmers through training and resource sharing, and adhere to regulations to ensure a healthy and safe environment. |
| Working Conditions | |

6. Provide details of any corrective actions taken or underway to address significant risks/ concerns arising from assessments of health and safety practices and working conditions of value chain partners.

NA

PRINCIPLE 4: Businesses should respect the interests of and be responsive to all its stakeholders.

Essential Indicators

1. Describe the processes for identifying key stakeholder groups of the entity.

DBO recognizes that strong relationships with stakeholders are fundamental to the Company's success, and collaboration is key to achieving both business growth and positive ESG outcomes. To foster this collaboration, DBO actively engages with stakeholders through surveys and consultations. This engagement is crucial for DBO to identify what matters most to its various stakeholders, as well as the Company itself.

2. List stakeholder groups identified as key for your entity and the frequency of engagement with each stakeholder group.

| Stakeholder Group | Whether identified as Vulnerable & Marginalized Group (Yes/No) | Channels of communication (Email, SMS, Newspaper, Pamphlets, Advertisement, Community Meetings, Notice Board, Website), Other | Frequency of engagement (Annually/Half yearly/Quarterly/ others – please specify) | Purpose and scope of engagement including key topics and concerns raised during such engagement |
|-------------------------------|--|---|--|--|
| Farmers | Yes | <ul style="list-style-type: none"> Through dedicated field staff Regular farmers meets and discussions (Goshtis) Training Programs | <ul style="list-style-type: none"> Continuous Daily | <ul style="list-style-type: none"> Sustainable agricultural practices Cane yield Timely Payments and Settlements Innovation |
| Employees | No | <ul style="list-style-type: none"> In person/ Email/ SMS/ meetings/ Notice Board/ HRMS | <ul style="list-style-type: none"> Continuous Half-yearly | <ul style="list-style-type: none"> Employment stability Providing competitive incentives, benefits, and compensation structures Nurturing management skills and promoting career advancement opportunities Health and safety |
| Shareholders/ Investors | No | <ul style="list-style-type: none"> Interactive meetings and discussions Annual general meetings Corporate disclosures Website | <ul style="list-style-type: none"> Annual Half-yearly Quarterly | <ul style="list-style-type: none"> ESG Strategy Sustainable roadmap for growth Economic growth Profitability Ethics, transparency, and governance |
| Customers/ Consumers | No | <ul style="list-style-type: none"> Email / SMS Regular feedback from customers Customer satisfaction survey | <ul style="list-style-type: none"> Continuous Need-based | <ul style="list-style-type: none"> Quality and affordability Consistent supply of products Product feedback Health and nutrition |
| Suppliers | Yes | <ul style="list-style-type: none"> Email Regular suppliers meet Vendor assessment and review | <ul style="list-style-type: none"> Annual Half-yearly Quarterly | <ul style="list-style-type: none"> Timely Payments and Settlements Communication on expectations and service levels Supply chain practices and compliance |
| Communities | Yes | <ul style="list-style-type: none"> Need assessment CSR Programs | <ul style="list-style-type: none"> Continuous Half-yearly | <ul style="list-style-type: none"> Economic opportunities and upliftment Community well-being Environmental Impact |
| Government/ Regulatory bodies | Yes | <ul style="list-style-type: none"> Industry Representation Periodic compliance reports Disclosures as required | <ul style="list-style-type: none"> Continuous Need-based | <ul style="list-style-type: none"> Regulatory Compliance Social and environmental operational impacts |

Leadership Indicators

1. Provide the processes for consultation between stakeholders and the Board on economic, environmental, and social topics or if consultation is delegated, how feedback from such consultations is provided to the Board.

We're solidifying our commitment to stakeholder engagement on economic, environmental, and social issues by prioritizing ongoing consultations with key stakeholder groups. Their feedback is meticulously analyzed to inform Board decisions, ensuring our strategic priorities align with long-term sustainability goals. This approach strengthens the integration of stakeholder perspectives into our decision-making process.

2. Whether stakeholder consultation is used to support the identification and management of environmental, and social topics (Yes / No). If so, provide details of instances as to how the input received from stakeholders on these topics were incorporated into policies and activities of the entity.

DBO prioritizes stakeholder engagement to identify and manage environmental and social topics through a robust materiality assessment process. We gather insights on environmental and social issues from employees, investors, NGOs, and communities via surveys, focus groups, and forums. This stakeholder input, combined with internal analysis, informs our materiality matrix which identifies the most significant sustainability challenges. These prioritized issues directly influence our policies and activities, as exemplified by our ESG goals and targets. This ongoing engagement ensures our environmental and social efforts address the most pressing issues for a sustainable future.

3. Provide details of instances of engagement with, and actions taken to, address the concerns of vulnerable/marginalized stakeholder groups.

Recognizing farmers as the cornerstone of our business, DBO prioritizes open communication and collaboration to address their concerns and foster sustainable livelihoods. Through a dedicated team of field staff, we maintain regular farmers' meetings, known as "Goshtis," which provide crucial platforms for open dialogue and feedback. These meetings ensure farmers' voices are heard and issues effectively addressed. Going beyond problem-solving, we empower farmers through targeted initiatives. Our dedicated field staff facilitates access to essential agricultural inputs, while training programs equip farmers with the knowledge and skills to adopt sustainable practices and adapt to changing environmental conditions.

PRINCIPLE 5: Businesses should respect and promote human rights

Essential Indicators

1. Employees and workers who have been provided training on human rights issues and policy(ies) of the entity, in the following format:

| Category | FY 2023-24 | | | FY 2022-23 | | |
|--------------------------------|------------|--|-------------|------------|--|-------------|
| | Total (A) | No. of employees / workers covered (B) | % (B/A) | Total (C) | No. of employees / workers covered (D) | % (D/C) |
| Employees | | | | | | |
| Permanent Employees | 358 | 358 | 100% | 392 | 392 | 100% |
| Other than Permanent Employees | 6 | 6 | 100% | - | - | - |
| Total Employees | 364 | 364 | 100% | 392 | 392 | 100% |

| Category | FY 2023-24 | | | FY 2022-23 | | |
|------------------------------|-------------|--|-------------|-------------|--|-------------|
| | Total (A) | No. of employees / workers covered (B) | % (B/A) | Total (C) | No. of employees / workers covered (D) | % (D/C) |
| Workers | | | | | | |
| Permanent Workers | 1279 | 1279 | 100% | 1331 | 1331 | 100% |
| Other than Permanent Workers | 1469 | 1469 | 100% | 1467 | 1467 | 100% |
| Total Workers | 2748 | 2748 | 100% | 2798 | 2798 | 100% |

2. Details of minimum wages paid to employees and workers, in the following format:

| Category | FY 2023-24 | | | | | FY 2022-23 | | | | |
|----------------------|------------|-----------------------|---------|------------------------|---------|------------|-----------------------|---------|------------------------|---------|
| | Total (A) | Equal to Minimum Wage | | More than Minimum Wage | | Total (D) | Equal to Minimum Wage | | More than Minimum Wage | |
| | | No. (B) | % (B/A) | No. (C) | % (C/A) | | No. (E) | % (E/D) | No. (F) | % (F/D) |
| Employees | | | | | | | | | | |
| Permanent | | | | | | | | | | |
| Male | 347 | 0 | 0 | 347 | 100% | 373 | 0 | 0 | 373 | 100% |
| Female | 11 | 0 | 0 | 11 | 100% | 19 | 0 | 0 | 19 | 100% |
| Other than Permanent | | | | | | | | | | |
| Male | - | - | - | - | - | - | - | - | - | - |
| Female | - | - | - | - | - | - | - | - | - | - |
| Workers | | | | | | | | | | |
| Permanent | | | | | | | | | | |
| Male | 1271 | 0 | 0 | 1271 | 100% | 1316 | 0 | 0 | 1316 | 100% |
| Female | 8 | 0 | 0 | 8 | 100% | 15 | 0 | 0 | 15 | 100% |
| Other than Permanent | | | | | | | | | | |
| Male | 1459 | 0 | 0 | 1459 | 100% | 1463 | 0 | 0 | 1463 | 100% |
| Female | 10 | 0 | 0 | 10 | 100% | 4 | 0 | 0 | 4 | 100% |

3. Details of remuneration/salary/wages

a. Median remuneration / wages:

| | Male | | Female | |
|---|--------|---|--------|---|
| | Number | Median remuneration/ salary/ wages of respective category | Number | Median remuneration/ salary/ wages of respective category |
| Board of Directors (BoD) | 7 | 1840000 | 2 | 1485000 |
| Key Managerial Personnel other than BoD | 1 | 7332156 | 1 | 1975290 |
| Employees other than BoD and KMP | 343 | 649837 | 10 | 723304 |
| Workers | 1271 | 365188 | 8 | 313014 |

b. Gross wages paid to females as % of total wages paid by the entity, in the following format:

| | FY 2023-24 | FY 2022-23 |
|---|------------|------------|
| Gross wages paid to females as % of total wages | 1.92% | 2.4% |

4. Do you have a focal point (Individual/ Committee) responsible for addressing human rights impacts or issues caused or contributed to by the business? (Yes/No)

Yes, DBO has established a comprehensive Human Rights policy to address and manage human rights impacts, issues, and related matters. The company has implemented a robust Grievance Redressal mechanism to effectively address employee grievances concerning the company's policies and work environment. Additionally, DBO has formulated a policy specifically focused on the Prevention of Sexual Harassment, ensuring a safe and respectful workplace. Any reported incidents are thoroughly investigated by the Internal Complaints Committee, underscoring DBO's commitment to maintaining a workplace free from sexual harassment.

5. Describe the internal mechanisms in place to redress grievances related to human rights issues.

As per Human rights policy and Code of Conduct, DBO has established robust internal mechanisms to address and redress grievances related to human rights issues. These mechanisms include designated channels for grievance reporting, such as dedicated email addresses, ensuring confidentiality and anonymity if desired. The company has a designated grievance redressal team or committee responsible for promptly investigating and addressing reported grievances. Employees and stakeholders are provided with clear information on how to access these mechanisms and are assured of protection against any form of retaliation for reporting human rights concerns. Regular communication and awareness programs are conducted to ensure widespread knowledge of the grievance redressal mechanisms and promote a culture of respect for human rights within the organization.

6. Number of Complaints on the following made by employees and workers

| | FY 2023-24 | | | FY 2022-23 | | |
|-----------------------------------|-----------------------|---------------------------------------|---------|-----------------------|---------------------------------------|---------|
| | Filed during the year | Pending resolution at the end of year | Remarks | Filed during the year | Pending resolution at the end of year | Remarks |
| Sexual Harassment | None | None | - | None | None | - |
| Discrimination at workplace | None | None | - | None | None | - |
| Child Labour | None | None | - | None | None | - |
| Forced Labour/Involuntary Labour | None | None | - | None | None | - |
| Labour | None | None | - | None | None | - |
| Wages | None | None | - | None | None | - |
| Other human rights related issues | None | None | - | None | None | - |

7. Complaints filed under the Sexual Harassment of Women at Workplace (Prevention, Prohibition and Redressal) Act, 2013, in the following format:

| | FY 2023-24 | FY 2022-23 |
|---|------------|------------|
| Total Complaints reported under Sexual Harassment on of Women at Workplace (Prevention, Prohibition and Redressal) Act, 2013 (POSH) | None | None |
| Complaints on POSH as a % of female employees / worker | None | None |
| Complaints on POSH upheld | None | None |

8. Mechanisms to prevent adverse consequences to the complainant in discrimination and harassment cases.

As per Human rights policy and Code of Conduct. For DBO, the mechanisms to prevent adverse consequences to the complainant in discrimination and harassment cases include:

- Familiarizing the workforce on the protective policies available in the company to protect them against harassment and discrimination.
- Implementing an internal mechanism to redress grievances related to human rights issues, ensuring that the relevant laws under which the human rights concern can be raised are identified and preventive actions are taken under respective departments.
- Providing details on the number of complaints made by employees/workers during the year and pending resolution as at the end of the year for the current financial year and the previous financial year, categorizing them by issues such as sexual harassment, discrimination at workplace, child labour, forced labour/involuntary labour, wages, and other human rights related issues.
- Ensuring that the company's policies and practices are designed to prevent retaliation against individuals who report discrimination or harassment, and that these policies are communicated widely and enforced rigorously.

- Providing training to employees/workers on human rights issues and policies of the company and ensuring that employees of third-party organizations who have also been included in the calculation of the total employees trained during the reporting period are also covered.
- Conducting assessments for the year relating to child and forced labour, sexual harassment, discrimination, wages, etc., and providing details of any corrective actions taken or underway to address significant risks/concerns arising from these assessments.
- Providing details of a business process being modified or introduced as a result of addressing human rights grievances/complaints, ensuring that the company's policies and practices are continuously updated to prevent and address discrimination and harassment effectively.

9. Do human rights requirements form part of your business agreements and contracts? (Yes/No)

Yes, the principles and guidelines stated in our Code of Conduct highlight the importance of the various human rights aspects and ensures that those principles are adhered to by all the stakeholders to ensure respect towards human rights. All the matters related to human rights are addressed effectively by the concerned departments.

10. Assessments for the year:

Our Asmoli and Mansurpur units have been assessed under the Supplier Guiding Principle (SGP) audit by an independent third-party auditor. The review included key human rights parameters such as minimum wage compliance, child labor prevention, worker privacy, disciplinary practices, working hours, and health & safety.

| % of your plants and offices that were assessed (by entity or statutory authorities or third parties) | |
|---|-----|
| Child labour | 50% |
| Forced/involuntary labour | 50% |
| Sexual harassment | 50% |
| Discrimination at workplace | 50% |
| Wages | 50% |
| Others – please specify | 50% |

11. Provide details of any corrective actions taken or underway to address significant risks / concerns arising from the assessments at Question 10 above.

NA

Leadership Indicators

1. Details of a business process being modified / introduced as a result of addressing human rights grievances/complaints.

The Company believes that empowered employees are the best way to receive feedback and help identify areas for improvement. The Company encourages employees to raise concerns under this policy to enable it to investigate and take appropriate corrective actions to any violation. Appropriate systems and mechanisms with time bound process for redressal, such as Disciplinary Procedures guidelines, Internal Complaints Committee, Whistle-blower Policy etc. are in place to allow for resolution of the issues raised under this policy. This helps in grievance redressal, maintaining high standards, monitoring, and learning for continuous development and in incorporation of new policies and practice, to properly anticipate, respond and sync with changing environment.

2. Details of the scope and coverage of any Human rights due diligence conducted.

The Company commits to adhering to all relevant regulations governing wages, working hours, leave entitlements, and employee benefits. We strive to provide competitive compensation packages that align with industry standards, ensuring fairness and equity for our employees. At our Company, we highly value qualities such as commitment, dedication, integrity, and sincerity among our workforces.

3. Is the premise/office of the entity accessible to differently abled visitors, as per the requirements of the Rights of Persons with Disabilities Act, 2016?

Yes

4. Details on assessment of value chain partners

| % of value chain partners (by value of business done with such partners) that were assessed | |
|---|------|
| Sexual Harassment | None |
| Discrimination at workplace | None |
| Child Labour | None |
| Forced Labour/Involuntary Labour | None |
| Labour | None |
| Wages | None |
| Other human rights related issues | None |

5. Provide details of any corrective actions taken or underway to address significant risks / concerns arising from the assessments at Question 4 above.

Not applicable

PRINCIPLE 6: Businesses should respect and make efforts to protect and restore the environment

Essential Indicators

1. Details of total energy consumption (in Joules or multiples) and energy intensity, in the following format:

| Parameter | FY 2023-24 | FY 2022-23 |
|--|------------|------------|
| From renewable sources | | |
| Total electricity consumption (A) | 5,75,777 | 5,93,688 |
| Total fuel consumption (B) | 66,93,818 | 76,31,128 |
| Energy consumption through other sources (C) | | |
| Total energy consumed from renewable sources (A+B+C) | 72,69,595 | 82,24,816 |
| From non-renewable sources | | |
| Total electricity consumption (D) | 13,359 | 7,107 |
| Total fuel consumption (E) | 36,582 | 69,505 |
| Energy consumption through other sources (F) | | |
| Total energy consumed from non-renewable sources (D+E+F) | 49,941 | 76,612 |
| Total energy consumed (A+B+C+D+E+F) | 73,19,536 | 83,01,428 |
| Energy intensity per rupee of turnover (GJ/Rs) | 0.00031 | 0.00031 |
| Energy intensity per rupee of turnover adjusted for Purchasing Power Parity (PPP) (GJ/Rs.) | 0.0016 | 0.0016 |
| Energy intensity in terms of physical output (GJ/Rs.) | 14.10 | 18.93 |
| Energy intensity (optional) – the relevant metric may be selected by the entity | | |

Note: No independent assessment/ evaluation/ assurance has been carried out by any external agency.



2. Does the entity have any sites / facilities identified as designated consumers (DCs) under the Performance, Achieve and Trade (PAT) Scheme of the Government of India? (Y/N) If yes, disclose whether targets set under the PAT scheme have been achieved. In case targets have not been achieved, provide the remedial action taken, if any.

Yes

No

3. Provide details of the following disclosures related to water, in the following format:

| Parameter | FY 2023-24 | FY 2022-23 |
|--|------------|------------|
| Water withdrawal by source (in kilolitres) | | |
| (i) Surface water | 0 | |
| (ii) Groundwater | 6,95,307 | 7,11,274 |
| (iii) Third party water | 0 | |
| (iv) Seawater / desalinated water | 0 | |
| (v) Others | 29,15,504 | 29,90,781 |
| Total volume of water withdrawal (in kilolitres) (i + ii + iii + iv + v) | 36,10,811 | 37,02,055* |
| Total volume of water consumption (in kilolitres) | 30,80,547 | 31,58,083* |
| Water intensity per rupee of turnover (Total water consumption / Revenue from operations) (KL/Rs) | 0.00013 | 0.00012 |
| Water intensity per rupee of turnover adjusted for Purchasing Power Parity (PPP) (Total water consumption / Revenue from operations adjusted for PPP) (KL/Rs) | 0.00067 | 0.00052 |
| Water intensity in terms of physical output (KL/MT) | 5.94 | 7.20 |
| Water intensity (optional) – the relevant metric may be selected by the entity | | |

Note: No independent assessment/ evaluation/ assurance has been carried out by any external agency.

*This is a restatement from last year.

4. Provide the following details related to water discharged:

| Parameter | FY 2023-24 | FY 2022-23 |
|--|------------|------------|
| Water discharge by destination and level of treatment (in kilolitres) | | |
| (i) To Surface water | | |
| - No treatment | | |
| - With treatment – please specify level of treatment | | |
| (ii) To Groundwater | 43,686 | 41,381 |
| - No treatment | | |
| - With treatment – please specify level of treatment | | |
| (iii) To Seawater | | |
| - No treatment | | |
| - With treatment – please specify level of treatment | | |
| (iv) Sent to third-parties | | |
| - No treatment | | |
| - With treatment – please specify level of treatment | | |
| (v) Others | 7,59,079 | 6,85,079 |
| - No treatment | | |
| - With treatment – please specify level of treatment | | |
| Total water discharged (in kilolitres) | 8,02,765 | 7,26,460* |

Note: No independent assessment/ evaluation/ assurance has been carried out by any external agency.

*This is a restatement from last year.

5. Has the entity implemented a mechanism for Zero Liquid Discharge? If yes, provide details of its coverage and implementation.

Yes

No

Zero Liquid Discharge technology has been implemented in the Company's distillery division. All the effluent generated from distillery are processed in Condensate Polishing Unit (CPU), which includes primary treatment, Anaerobic Digestion in ICx Reactor followed by aerobic process. We use 100% concentrated spent wash as fuel in our Incineration Slop Boiler, efficiently utilizing waste from the distillation process. The treated effluent is further polished through RO and subsequently reused in Process. This approach minimizes our environmental impact, aligning with circular economy principles and responsible water management.

Thus, helping us is achieving ZLD & rely less on freshwater requirement. Apart from above, Treated Effluent in Sugar Division comply with stipulated norms and are used for irrigation purpose.

6. Please provide details of air emissions (other than GHG emissions) by the entity, in the following format:

| Parameter | Unit | FY 2023-24 | FY 2022-23 |
|-------------------------|------|------------|------------|
| NOx | Kg | 53,955 | 51,333 |
| SOx | Kg | 35,737 | 37,799 |
| Particulate matter (PM) | Kg | 96,786 | 1,07,167 |
| Others – please specify | | | |

Note: No independent assessment/ evaluation/ assurance has been carried out by any external agency.

7. Provide details of greenhouse gas emissions (Scope 1 and Scope 2 emissions) & its intensity, in the following format

| Parameter | Unit | FY 2023-24 | FY 2022-23 |
|--|---|------------|------------|
| Total Scope 1 emissions (Break-up of the GHG into CO ₂ , CH ₄ , N ₂ O, HFCs, PFCs, SF ₆ , NF ₃ , if available) | Metric tonnes of CO ₂ equivalent | 3,098 | 6,289 |
| Total Scope 2 emissions (Break-up of the GHG into CO ₂ , CH ₄ , N ₂ O, HFCs, PFCs, SF ₆ , NF ₃ , if available) | Metric tonnes of CO ₂ equivalent | 2,635 | 1,402 |
| Total Scope 1 and Scope 2 emission intensity per rupee of turnover (Total Scope 1 and Scope 2 GHG emissions / Revenue from operations) | tCO ₂ e/ ₹ | 0.00000024 | 0.00000029 |
| Total Scope 1 and Scope 2 emission intensity per rupee of turnover adjusted for Purchasing Power Parity (PPP) (Total Scope 1 and Scope 2 GHG emissions / Revenue from operations adjusted for PPP) | tCO ₂ e / ₹ | 0.00000125 | 0.00000126 |
| Total Scope 1 and Scope 2 emission intensity in terms of physical output | tCO ₂ e/MT | 0.01 | 0.02 |
| Total Scope 1 and Scope 2 emission intensity (optional) – the relevant metric may be selected by the entity | | | |

Note: No independent assessment/ evaluation/ assurance has been carried out by any external agency.

8. Does the entity have any project related to reducing Green House Gas emission? If Yes, then provide details

| S. No | Name and brief description of the project | Emission Saved (% saved or units saved) *if available | Any other parameter (in case emission is not available) | Baseline year |
|-------|---|---|---|---------------|
| 1. | Bagasse Saving thru Process optimization | 17288.8 T Co2e | | 2023-24 |
| 2 | Sodium Lights Replace with LED lights in plant | | 32.65 KW | 2023-24 |
| 3 | Street Lights, cane yard lights & Godown lights replace with LED lights | | 16 KW | 2023-24 |
| 4 | Old motors replace with New IE3 Motors | | 135 KW | 2023-24 |
| 5 | Old panel replace with VFD panel | | 150 KW | 2023-24 |
| 6 | Replacement of Conventional HPSV Lighting by LED Lighting | | 30 % | 2023-24 |

9. Provide details related to waste management by the entity, in the following format:

| Parameter | FY 2023-24 | FY 2022-23 |
|--|------------|------------|
| Total Waste generated (in metric tonnes) | | |
| Plastic waste (A) | 92 | 310 |
| E-waste (B) | 0.038 | 0.0070 |
| Bio-medical waste (C) | 0.183 | 0.021 |
| Construction and demolition waste (D) | | |
| Battery waste (E) | 0.672 | 4 |
| Radioactive waste (F) | | |
| Other Hazardous waste. Please specify, if any. (G) | 25 | 20 |
| Other Non-hazardous waste generated (H). Please specify, if any. (Break-up by composition i.e. by materials relevant to the sector) | 2,68,752 | 1,55,230 |
| Total (A+B + C + D + E + F + G + H) | 2,68,870 | 1,55,564* |
| Waste intensity per rupee of turnover (Total waste generated / Revenue from operations) (MT/Rs) | 0.000011 | 0.0000059 |
| Waste intensity per rupee of turnover adjusted for Purchasing Power Parity (PPP) (Total waste generated / Revenue from operations adjusted for PPP) (MT/Rs) | 0.000059 | 0.000025 |
| Waste intensity in terms of physical output (MT/MT) | 0.52 | 0.35 |
| Waste intensity (optional) – the relevant metric may be selected by the entity | | |
| For each category of waste generated, total waste recovered through recycling, re-using or other recovery operations (in metric tonnes) | | |
| Category of waste | | |
| (i) Recycled | 0.25 | 0.27 |
| (ii) Re-used | 35,414 | 0 |
| (iii) Other recovery operations | | |
| Total | | |
| For each category of waste generated, total waste disposed by nature of disposal method (in metric tonnes) | | |
| Category of waste | | |
| (i) Incineration | 2,00,706 | 1,42,126 |
| (ii) Landfilling | | |
| (iii) Other disposal operations | 17,625 | 522 |
| Total | | |

Note: No independent assessment/ evaluation/ assurance has been carried out by any external agency.

* This is a restatement from last year.

10. Briefly describe the waste management practices adopted in your establishments. Describe the strategy adopted by your company to reduce usage of hazardous and toxic chemicals in your products and processes and the practices adopted to manage such wastes

In general, the waste products generated from Industry are mainly

- Filter Cake
- Molasses
- Bagasse

Filter cake is used as manure in agriculture fields, Molasses is used as raw material for alcohol production in Distillery and Bagasse is used as raw material for Steam and Power Generation in Boiler.

Apart from these three waste categories, negligible amount of hazardous waste is also generated from Process viz. used oil, empty containers & cotton rags. Used oil, containers & cotton rags are sent to TSDF for disposal, while E-Waste & plastic waste generated is sent to authorized recyclers for disposal.

Hazardous Waste generated is stored at a designated place near Cane Yard & ETP and is disposed through TSDF within 180 days of disposal. Form-3 is maintained for generation of hazardous wastes at Unit level.

11. If the entity has operations/offices in/around ecologically sensitive areas (such as national parks, wildlife sanctuaries, biosphere reserves, wetlands, biodiversity hotspots, forests, coastal regulation zones etc.) where environmental approvals / clearances are required, please specify details in the following format: N/A

| S. No | Location of operations/offices | Type of operations | Whether the conditions of environmental approval/ clearance are being complied with? (Y/N) If no, the reasons thereof and corrective action taken, if any |
|----------------|--------------------------------|--------------------|---|
| Not applicable | | | |

12. Details of environmental impact assessments of projects undertaken by the entity based on applicable laws, in the current financial year:

Not Applicable

13. Is the entity compliant with the applicable environmental law/ regulations/ guidelines in India, such as the Water (Prevention and Control of Pollution) Act, Air (Prevention and Control of Pollution) Act, Environment protection act and rules thereunder (Y/N). If not, provide details of all such non-compliances, in the following format:

Yes

Leadership Indicators

1. Water withdrawal, consumption and discharge in areas of water stress (in kilolitres):

Not Applicable

For each facility / plant located in areas of water stress, provide the following information:

- (i) Name of the area
- (ii) Nature of operations

(iii) Water withdrawal, consumption and discharge in the following format

| Parameter | FY 2023-24 | FY 2022-23 | | |
|--|----------------|----------------|--|--|
| Water withdrawal by source (in kiloliters) | | | | |
| (i) Surface water | Not Applicable | Not Applicable | | |
| (ii) Groundwater | | | | |
| (iii) Third party water | | | | |
| (iv) Seawater / desalinated water | | | | |
| (v) Others | | | | |
| Total volume of water withdrawal (in kilolitres) | | | | |
| Total volume of water consumption (in kilolitres) | | | | |
| Water intensity per rupee of turnover (Water consumed / turnover) | | | | |
| Water intensity (optional) – the relevant metric may be selected by the entity | | | | |
| Water discharge by destination and level of treatment (in kilolitres) | | | | |
| (i) Into Surface water | Not Applicable | Not Applicable | | |
| - No treatment | | | | |
| - With treatment – please specify level of treatment | | | | |
| (ii) Into Groundwater | | | | |
| - No treatment | | | | |
| - With treatment – please specify level of treatment | | | | |
| (iii) Into Seawater | | | | |
| - No treatment | | | | |
| - With treatment – please specify level of treatment | | | | |
| (iv) Sent to third-parties | | | | |
| - No treatment | | | | |
| - With treatment – please specify level of treatment | | | | |
| (v) Others | | | | |
| - No treatment | | | | |
| - With treatment – please specify level of treatment | | | | |
| Total water discharged (in kilolitres) | | | | |

Note: No independent assessment/ evaluation/ assurance has been carried out by any external agency.

2. Please provide details of total Scope 3 emissions & its intensity, in the following format:

| Parameter | Unit | FY 2023-24 | FY 2022-23 |
|---|---|------------|------------|
| Total Scope 3 emissions (Break-up of the GHG into CO ₂ , CH ₄ , N ₂ O, HFCs, PFCs, SF ₆ , NF ₃ , if available) | Metric tonnes of CO ₂ equivalent | - | |
| Total Scope 3 emissions per rupee of turnover | | - | |
| Total Scope 3 emission intensity (optional) – the relevant metric may be selected by the entity | | - | |

Note: No independent assessment/ evaluation/ assurance has been carried out by any external agency.

3. With respect to the ecologically sensitive areas reported at Question 11 of Essential Indicators above, provide details of significant direct & indirect impact of the entity on biodiversity in such areas along with prevention and remediation activities.

Not Applicable

4. If the entity has undertaken any specific initiatives or used innovative technology or solutions to improve resource efficiency, or reduce impact due to emissions / effluent discharge / waste generated, please provide details of the same as well as outcome of such initiatives, as per the following format:

| S. No | Initiative undertaken | Details of the initiative (Web-link, if any, may be provided along-with summary) | Outcome of the initiative |
|-------|---|--|--|
| 1 | Installation of Anaerobic Bio Digester in ETP | - | Better Treatment of Effluent and reuse of treated effluent in Irrigation purpose |

5. Does the entity have a business continuity and disaster management plan? Give details in 100 words/ web link.

We have a robust risk management framework in place wherein we have various teams working in collaboration to ensure effective and seamless operations.

We manage risks holistically and proactively, across dimensions ranging from operational risk, business risk, and climate risk, among others.

6. Disclose any significant adverse impact to the environment, arising from the value chain of the entity. What mitigation or adaptation measures have been taken by the entity in this regard.

We promote sustainable farming practices in sugarcane cultivate to mitigate the environmental impacts arising from the value chain.

7. Percentage of value chain partners (by value of business done with such partners) that were assessed for environmental impacts.

DBO Cane team assists the farmers towards adopting sustainable agricultural through door-to-door outreach programs.

PRINCIPLE 7: Businesses, when engaging in influencing public and regulatory policy, should do so in a manner that is responsible and transparent

Essential Indicators

1. a. Number of affiliations with trade and industry chambers/ associations

We are affiliated with five trade and industry chambers namely Indian Sugar Mills Association (ISMA), Uttar Pradesh Sugar Mills Association (UPSMA), UP Co-gen Association, The Sugar Technologists' Association of India (STAI) and All India Distillers' Association (AIDA).

- b. List the top 10 trade and industry chambers/ associations (determined based on the total members of such body) the entity is a member of/ affiliated to.

| S. No | Name of the trade and industry chambers/ associations | Reach of trade and industry chambers/ associations (State/National) |
|-------|---|---|
| 1. | Indian Sugar Mills Association (ISMA) | National |
| 2. | Uttar Pradesh Sugar Mills Association (UPSMA) | State |
| 3. | UP Co-gen Association | State |
| 4. | The Sugar Technologists' Association of India (STAI) | National |
| 5. | All India Distillers' Association (AIDA) | State |



2. Provide details of corrective action taken or underway on any issues related to anticompetitive conduct by the entity, based on adverse orders from regulatory authorities.

| Name of authority | Brief of the case | Reach of trade and industry chambers/ associations (State/National) |
|--|-------------------|---|
| No corrective action has been carried out for anti-competitive conduct since we do not have any cases pertaining to the same during the reporting cycle. | | |

Leadership Indicators

1. Details of public policy positions advocated by the entity:

| S. No. | Public policy advocated | Method resorted for such advocacy | Whether information available in public domain? (Yes/No) | Frequency of Review by Board (Annually/ Half yearly/ Quarterly / Others – please specify) | Web Link, if available |
|--|-------------------------|-----------------------------------|--|---|------------------------|
| We do not engage in public policy advocacy | | | | | |

PRINCIPLE 8: Businesses should promote inclusive growth and equitable development.

Essential Indicators

1. Details of Social Impact Assessments (SIA) of projects undertaken by the entity based on applicable laws, in the current financial year.

| Name and Brief Details of Project | SIA Notification No | Date of Notification | Whether conducted by Independent External Agency (Yes / No) | Results Communicated in Public Domain (Yes / No) | Relevant Web Link |
|-----------------------------------|---------------------|----------------------|---|--|-------------------|
| Not applicable | | | | | |

2. Provide information on project(s) for which ongoing Rehabilitation and Resettlement (R&R) is being undertaken by your entity, in the following format:

| Name and Brief Details of Project | Name of Project for which R&R is ongoing | State | No. of Project Affected Families (PAFs) | % of PAFs covered by R & R | Amounts paid to PAFs in the FY (In INR) |
|-----------------------------------|--|-------|---|----------------------------|---|
| Not applicable | | | | | |

3. Describe the mechanisms to receive and redress grievances of the community.

The Company believes in the values of Corporate and Social Responsibility and is committed to build a sustainable business with strong social relevance and a commitment to inclusive growth and contribute to the society. We actively seek feedback through our societal initiatives and this ongoing dialogue allows us to identify and address any potential issues before they escalate.

4. Percentage of input material (inputs to total inputs by value) sourced from suppliers:

| | FY 2023-24 | FY 2022-23 |
|---|------------|------------|
| Directly sourced from MSMEs/small producers | 47% | 43% |
| Directly from within India | 100% | 100% |

5. Job creation in smaller towns – Disclose wages paid to persons employed (including employees or workers employed on a permanent or non-permanent / on contract basis) in the following locations, as % of total wage cost

| Location | FY 2023-24 | FY 2022-23 |
|--------------|------------|------------|
| Rural | 5% | 4% |
| Semi-urban | 5% | 11% |
| Urban | 78% | 75% |
| Metropolitan | 12% | 10% |

(Place to be categorized as per RBI Classification System - rural / semi-urban / urban / metropolitan)

Leadership Indicators

1. Provide details of actions taken to mitigate any negative social impacts identified in the Social Impact Assessments (Reference: Question 1 of Essential Indicators above):

| Details of negative social impact identified | Corrective action taken |
|--|-------------------------|
| | Not applicable |

2. Provide the following information on CSR projects undertaken by your entity in designated aspirational districts as identified by government bodies:

| S. No. | State | Aspirational District | Amount spent (In INR) |
|--------|-------|-----------------------|-----------------------|
| | | | Not applicable |

3. (a) Do you have a preferential procurement policy where you give preference to purchase from suppliers comprising marginalized /vulnerable groups? (Yes/No)

We do not have a preferential procurement policy, however our primary raw material, sugarcane is procured directly from farmers.

(b) From which marginalized /vulnerable groups do you procure?

100% of our sugarcane is procured directly from farmers.

(c) What percentage of total procurement (by value) does it constitute?

100% of our procurement are from local farmers from within the districts.

4. Details of the benefits derived and shared from the intellectual properties owned or acquired by your entity (in the current financial year), based on traditional knowledge:

| S. No. | Intellectual Property based on traditional knowledge | Owned/Acquired (Yes/No) | Benefit shared (Yes/No) | Basis of calculating benefit share |
|--------|--|-------------------------|-------------------------|------------------------------------|
| | We do not engage in intellectual property based on traditional knowledge | | | |

5. Details of corrective actions taken or underway, based on any adverse order in intellectual property related disputes wherein usage of traditional knowledge is involved.

| Name of Authority | Brief of the Case | Corrective Action Taken |
|-------------------|-------------------|-------------------------|
| | Not applicable | |

6. Details of beneficiaries of CSR Projects:

| S. No. | CSR Project | No. of Persons Benefited | % of Beneficiaries from Vulnerable and Marginalized Groups |
|--------|--|--------------------------|--|
| 1. | Promoting Healthcare | 28,350 | 100% |
| 2. | Eradicating Hunger, Poverty | 7,200 | 100% |
| 3. | Empowerment of Women and other Economically backward sections, Skill Development | 126 | 100% |
| 4. | Promoting Education and Sports | 1358 | 32% |

PRINCIPLE 9: Businesses should engage with and provide value to their consumers in a responsible manner.

Essential Indicators

1. Describe the mechanisms in place to receive and respond to consumer complaints and feedback.

In case of any complaint or feedback, the consumer can call on the toll free number mentioned on the packet or email us at dhampure@dhampur.com. The Complaints or feedback are taken seriously and resolved immediately.

2. Turnover of products and/ services as a percentage of turnover from all products/service that carry information about:

| | As a percentage to total turnover |
|---|---------------------------------------|
| Environmental and social parameters relevant to the product | 100% |
| Safe and responsible usage | 100% |
| Recycling and/or safe disposal | 100% (ECOEX Plastic waste Compliance) |

3. Number of consumer complaints in respect of the following:

| | FY 2023-24 | | | FY 2022-23 | | |
|--------------------------------|----------------------------|--|---------|--------------------------|--|---------|
| | Received during the year | Pending during the year at end of year | Remarks | Received during the year | Pending during the year at end of year | Remarks |
| Data privacy | No complains were received | | | | | |
| Advertising | | | | | | |
| Cyber-security | | | | | | |
| Delivery of essential services | | | | | | |
| Restrictive Trade Practices | | | | | | |
| Unfair Trade Practices | | | | | | |
| Other | | | | | | |

4. Details of instances of product recalls on account of safety issues

| | Number | Reasons for recall |
|-------------------|---|--------------------|
| Voluntary recalls | No instances of product recalls were recorded | |
| Forced recalls | | |

5. Does the entity have a framework/ policy on cyber security and risks related to data privacy? (Yes/No) If available, provide a web-link of the policy.

DBO has implemented a comprehensive policy to govern the use and management of IT assets, including cybersecurity measures. This policy ensures that employees have the necessary tools and resources for their work, provides guidelines for acquiring and disposing of IT assets, and establishes standards for secure usage. The company follows standardized procedures for regular maintenance and servicing of its IT assets. To ensure the adequate protection of information assets and data, DBO has established an Information Security Management System (ISMS) along with Endpoint security controls. These measures ensure that the respective policies are diligently followed in a consistent and impartial manner. By implementing these safeguards, DBO strives to maintain the integrity and security of its IT infrastructure and mitigate the risks associated with cybersecurity.

6. Provide details of any corrective actions taken or underway on issues relating to advertising, and delivery of essential services; cyber security and data privacy of customers; re-occurrence of instances of product recalls; penalty / action taken by regulatory authorities on safety of products / services.

There have been no cybersecurity incidents, data privacy breaches, product recalls, or regulatory actions. This reflects our commitment to the highest quality and security standards. Our team's ongoing vigilance safeguards our systems, products, and services.

7. Provide the following information relating to data breaches:

a. Number of instances of data breaches

We have not received any reports of data breaches

b. Percentage of data breaches involving personally identifiable information of customers

NA

c. Impact, if any, of the data breaches

NA

Leadership Indicators

1. Channels / platforms where information on products and services of the entity can be accessed (provide web link, if available).

Details of our product offerings can be accessed at <https://dhampure.com/>

2. Steps taken to inform and educate consumers about safe and responsible usage of products and/or services.

In line with transparency initiatives, the company has incorporated its website address directly onto sugar packaging. This allows consumers to access comprehensive product information at their convenience, encompassing details on sustainable sourcing practices and recipe inspiration.

3. Mechanisms in place to inform consumers of any risk of disruption/discontinuation of essential services.

The Company prioritizes business continuity for essential services through a robust risk management framework. This framework proactively identifies and monitors potential disruptions, enabling timely communication with customers via website updates. Furthermore, the Company maintains a culture of continuous improvement, regularly reviewing and updating contingency plans to ensure preparedness for unforeseen disruptions.

4. Does the entity display product information on the product over and above what is mandated as per local laws? (Yes/No/Not Applicable) If yes, provide details in brief. Did your entity carry out any survey with regard to consumer satisfaction relating to the major products / services of the entity, significant locations of operation of the entity or the entity as a whole? (Yes/No)

No, the Company displays product information as per local law requirements. During FY 2023-24, the Company did not conduct any surveys on customer satisfaction.

Annual Report on CSR Initiatives

- 1) Brief outline on CSR Policy of the Company:

The CSR Policy of the Company is in line with Company's principle of sustainability and balance. The CSR initiatives of the Company are focused on providing quality education, healthcare, women empowerment and promoting sports and improving the overall well being of people.

- 2) Composition of CSR Committee:

| Sr. No. | Name of Director | Designation/ Nature of Directorship | Number of meetings of CSR Committee held during the year | Number of meetings of CSR Committee attended during the year |
|---------|-----------------------------------|--|--|--|
| 1. | Mr. Sandeep Kumar | Chairman/ Whole Time Director | 1 | 1 |
| 2. | Mrs. Bindu Vashist Goel | Member/ Non Executive Non Independent Director | 1 | 1 |
| 3 | Mrs. Ruchika Amrish Mehra Kothari | Member/ Non Executive Independent Director | 1 | 1 |

- 3) Provide the web-link where Composition of CSR committee, CSR Policy and CSR projects approved by the board are disclosed on the website of the company – under the head 'Policies' at <https://www.dhampur.com/investor/other-disclosures>
- 4) Provide the details of Impact assessment of CSR projects carried out in pursuance of sub-rule (3) of rule 8 of the Companies (Corporate Social Responsibility Policy) Rules, 2014, if applicable (attach the report): Not Applicable
- 5) Details of the amount available for set off in pursuance of sub-rule (3) of rule 7 of the Companies (Corporate Social Responsibility Policy) Rules, 2014 and amount required for set off for the financial year, if any

(₹ in Crores)

| S.No. | Financial Year | Amount available for set-off from preceding financial years | Amount required to be set-off for the financial year, if any |
|-------|----------------|---|--|
| 1 | 2023-24 | 2.39 | 0 |

- 6) Average net profit of the company as per section 135(5) : ₹88.53 Crore
- 7) (a) Two percent of average net profit of the Company as per section 135(5) : ₹1.78 Crore
 (b) Surplus arising out of the CSR projects or programs or activities of the previous financial years. : NIL
 (c) Amount required to be set off for the financial year, if any: NIL
 (d) Total CSR obligation for the financial year (7a+7b-7c):. ₹1.78 Crore
- 8) (a) CSR amount spent or unspent for the financial year:

| Total Amount Spent for the Financial Year (₹ in Crores) | Amount Unspent (₹ In Crores) | | | | |
|---|--|------------------|--|--------|------------------|
| | Total Amount transferred to Unspent CSR Account as per section 135(6). | | Amount transferred to any fund specified under Schedule VII as per second proviso to section 135(5). | | |
| | Amount | Date of transfer | Name of the Fund | Amount | Date of transfer |
| 1.88 | NIL | NIL | NIL | NIL | NIL |

(b) Details of CSR amount spent against ongoing projects for the financial year:

| (1) | (2) | (3) | (4) | (5) | (6) | (7) | (8) | (9) | (10) | (11) | | |
|-------|---------------------|--|----------------------|--------------------------|-----------|------------------|--|--|---|---|--|-------------------------|
| S.No. | Name of the Project | Item from the list of activities in Schedule VII to the Act. | Local area (Yes/No). | Location of the project. | | Project duration | Amount allocated for the project (₹ in Crores) | Amount spent in the current financial Year (₹ In Crores) | Amount transferred to Unspent CSR Account for the project as per Section 135(6) (₹ In Crores) | Mode of Implementation - Direct (Yes/No). | Mode of Implementation - Through Implementing Agency | |
| | | | | State | District. | | | | | | Name | CSR Registration number |
| NIL | | | | | | | | | | | | |

(c) Details of CSR amount spent against other than ongoing projects for the financial year:

| (1) | (2) | (3) | (4) | (5) | (6) | (7) | (8) | | |
|--------------|---|--|----------------------|--|-----------|--|---|--|-------------------------|
| S.No. | Name of the Project | Item from the list of activities in Schedule VII to the Act. | Local area (Yes/No). | Location of the project. | | Amount spent in the current financial Year (₹ In Crores) | Mode of Implementation - Direct (Yes/No). | Mode of Implementation - Through Implementing Agency | |
| | | | | State | District. | | | Name | CSR Registration Number |
| 1 | Project on Promoting Education | (ii) Promoting Education | Yes | U.P, District Sambhal | | 0.62 | No | Academy of Modern Learning Trust, | CSR00026872 |
| 2 | Sampoorna Tailoring Program | (iii) Empowerment of Women | Yes | U.P, District Muzaffarnagar | | 0.15 | No | Gram Swarajya Mission Ashram | CSR00034622 |
| 3 | Free Mobile Health services | (i) Promotion of preventive health care and sanitation | Yes | U.P, District Sambhal, Muzaffarnagar, Bareilly | | 0.35 | No | PHD Rural Development Foundation | CSR00004676 |
| 4 | Promoting Education | (ii) Promoting Education | Yes | U.P, District Sambhal, Bareilly | | 0.03 | No | Roman Catholic Diocesan Social Service Society | CSR00009600 |
| 5 | Promoting Education | (ii) Promoting Education | Yes | U.P, District Muzaffarnagar | | 0.10 | Yes | NA | NA |
| 6 | Animal Welfare | (iv) Animal Welfare | Yes | U.P, District Sambhal | | 0.03 | Yes | NA | NA |
| 7 | Sanitization and availability of clean drinking water | (i) Healthcare and sanitization | Yes | U.P, District Sambhal, Bareilly | | 0.09 | Yes | NA | NA |
| 8 | Food Distribution | (i) Eradicating hunger and poverty | Yes | U.P, District Muzaffarnagar , Bareilly | | 0.38 | Yes | NA | NA |
| 9 | Development in villages | (x) Rural Development | Yes | U.P, District Sambhal | | 0.09 | Yes | NA | NA |
| 10 | Promotion of culture | (v) Promotion of art and culture | Yes | Delhi | | 0.04 | No | Vedanta Cultural Foundation | CSR00004887 |
| Total | | | | | | 1.88 | | | |

(d) Amount spent in Administrative Overheads : NIL

(e) Amount spent on Impact Assessment, if applicable: NIL

(f) Total amount spent for the Financial Year (8b+8c+8d+8e) : ₹1.88 crores

(g) Excess amount for set off, if any

| S. No. | Particular | Amount (₹ in Crores) |
|--------|--|-------------------------|
| (i) | Two percent of average net profit of the company as per section 135(5) | 1.78 |
| (ii) | Total amount spent for the Financial Year | 1.88 |
| (iii) | Excess amount spent for the financial year [(ii)-(i)] | 0.10 |
| (iv) | Surplus arising out of the CSR projects or programmes or activities of the previous financial years, if any Amount available for set-off from preceding financial years | (2.39) |
| (v) | Amount available for set off in succeeding financial years [(iii)-(iv)] | 2.49 |

9) (a) Details of Unspent CSR amount for the preceding three financial years:

| S.No. | Preceding Financial Year | Amount transferred to Unspent CSR Account under section 135 (6) (₹ in Crores) | Amount spent in the reporting Financial Year (₹ in Crores) | Amount transferred to any fund specified under Schedule VII as per section 135(6), if any | | | Amount remaining to be spent in succeeding financial years. (₹ in Crores) |
|-------|--------------------------|--|---|---|-------------------------|------------------|--|
| | | | | Name of the Fund | Amount (₹ in Crores) | Date of transfer | |
| NIL | | | | | | | |

b) Details of CSR amount spent in the financial year for ongoing projects of the preceding financial year(s):

| (1) | (2) | (3) | (4) | (5) | (6) | (7) | (8) | (9) |
|---------|-------------|----------------------|---|------------------|--|---|---|--|
| Sl. No. | Project ID. | Name of the Project. | Financial Year in which the project was commenced | Project duration | Total amount allocated for the project (₹ in Crores) | Amount spent on the project in the reporting Financial Year (₹ in Crores) | Cumulative amount spent at the end of reporting Financial Year. (₹ in Crores) | Status of the project - Completed / Ongoing. |
| NIL | | | | | | | | |

10) In case of creation or acquisition of capital asset, furnish the details relating to the asset so created or acquired through CSR spent in the financial year : N.A (asset-wise details)

(a) Date of creation or acquisition of the capital asset(s): N.A

(b) Amount of CSR spent for creation or acquisition of capital asset: N.A

(c) Details of the entity or public authority or beneficiary under whose name such capital asset is registered, their address etc.: N.A

(d) Provide details of the capital asset(s) created or acquired (including complete address and location of the capital asset): N.A.

11) Specify the reason(s), if the company has failed to spend two per cent of the average net profit as per section 135(5): N.A

For and on behalf of the Board of Directors

Place : New Delhi
Date : April 24, 2024

Sandeep Kumar
Chairman of CSR Committee
DIN : 06906510

Vijay Kumar Goel
Chairman
DIN : 00075317

The Details of Conservation of Energy, Technology Absorption, Foreign Exchange Earnings and Outgo

The information under Section 134 (3) (m) of the Companies Act, 2013 read with Rule 8 (3) of the Companies (Accounts) Rules, 2014 for the year ended March 31, 2024 is given below and forms part of Board's Report.

A. CONSERVATION OF ENERGY:

i. the steps taken or impact on conservation of energy;

The Company is continuously working on conservation of energy through innovative measures and has taken following major steps towards the same:

- a. Replacement of Old DC Motor of 1000 KW on Mill and 400 KW at GRPF by Latest AC VFD Duty Motor of 1200 KW and 500 KW with 690 Volt transformers and auxiliaries to improve efficiency of equipment to conserve the energy.
- b. Installation of steam and power saving equipment like 7000 Cum FFE Body with change in vapour bleeding system
- c. Use of Variable Frequency Drive (VFD) on AC motors.
- d. Installation of New condensate juice heaters to extract the maximum utilization of waste heat energy from condensate and saved vapour utilized for different pan boiling.
- e. Replacement of conventional and open gear drive with planetary drive of 5th mill and crystallisers respectively to reduce power consumption

The impact of the measures taken by the Company is expected to save energy and fuel, resulting in lower cost of production.

ii. the steps taken by the company for utilising alternate sources of energy;

The Company is continuously replacing Sodium & mercury Lights with LED Lights across its units and installing Solar Lights.

iii. the capital investment on energy conservation equipment: ₹17.86 Crores.

B. TECHNOLOGY ABSORPTION:

- i. The efforts made towards technology absorption:
 - a. Existing old boilers of 60 TPH converted with change technologies to improve its efficiency and reduce the its fuel consumption directly reduced the carbon foot print & save fuel.
 - b. OC Filter 14' X 36 Capacity installed to improve the efficiency and reduction of losses is done.
 - c. New automatic pouch filling machine installed at Branded Sugar.
 - d. Hydrojet mechanical cleaning machines used against the manual mechanical cleaning.
 - e. Cane survey adopted through android mobile application instead of HHC for more accuracy & faster communication.
- ii. The benefits derived like product improvement, cost reduction, product development.

The above-mentioned measures will result in effective control, man less processes, timely availability of information, reduction in carbon footprints, water conservation, healthy cane with higher recovery will be available to the Company and better awareness among farmers resulting in their enhanced income.
- iii. In case of imported technology: The Company has not imported any technology.
- iv. The expenditure incurred on Research and Development: The Company has incurred ₹5.05 Crores towards Research and Development.



C. FOREIGN EXCHANGE EARNINGS AND OUTGO:

The Foreign Exchange earned in terms of actual inflows during the year and the Foreign Exchange outgo during the year in terms of actual outflows.

Total foreign exchange used and earned: (₹ in Crore)

| Particulars | Current Year | Previous Year |
|---|--------------|---------------|
| Export and foreign exchange earnings | 31.78 | 306.49 |
| Imports and expenditure in foreign currency | 0.22 | 5.96 |

For and on behalf of the Board of Directors

Place : New Delhi
Date : April 24, 2024

Vijay Kumar Goel
Chairman
DIN : 00075317

Annexure - 6

Statement of Disclosure of remuneration pursuant to Section 197(12) of the Companies Act, 2013 read with the Rule 5(1) of the Companies (Appointment and Remuneration of Managerial Personnel) Rules, 2014 as amended

1. The ratio of the remuneration of each director to the median remuneration of the employees of the Company for the financial year:

| S.N | Name of Director | Designation | DIN | Ratio |
|-----|----------------------|---------------------|----------|-------|
| 1 | Mr. Vijay Kumar Goel | Chairman | 00075317 | 46:1 |
| 2 | Mr. Gautam Goel | Managing Director | 00076326 | 86:1 |
| 3 | Mr. Sandeep Kumar | Whole Time Director | 06906510 | 38:1 |

2. The percentage increase in remuneration of each Director, Chief Financial Officer and Company Secretary in the financial year:

| S.N | Name of Director/CEO/CFO/CS | Designation | DIN/PAN | Percentage increase in remuneration |
|-----|-----------------------------|-------------------------|------------|-------------------------------------|
| 1 | Mr. Vijay Kumar Goel | Chairman | 00075317 | 5.00% |
| 2 | Mr. Gautam Goel | Managing Director | 00076326 | 5.00% |
| 3 | Mr. Sandeep Kumar | Whole Time Director | 06906510 | 3.86% |
| 4 | Mr. Nalin Kumar Gupta | Chief Financial Officer | AAOPG5264E | 24.84% |
| 5 | Mrs. Ashu Rawat | Company Secretary | AQNPG1214F | 8.00% |

3. Percentage increase in the median remuneration of employees in the financial year: 6.45%
4. Average percentile increase already made in the salaries of employees other than the managerial personnel in the last financial year and its comparison with the percentile increase in the managerial remuneration and justification thereof and point out if there are any exceptional circumstances for increase in the managerial remuneration:

Average Managerial Increase: 9.56%

Average Non-Managerial Increase: 5.34%

5. Number of permanent employees on the rolls of company: 1637
6. Affirmation that the remuneration is as per the remuneration policy of the Company: The Company confirms that remuneration paid during the year 2023-24 is as per the Nomination and Remuneration Policy of the Company.

Note: The calculation of ratio of remuneration and percentage increase in remuneration of Non- Executive Directors is not relevant as they are paid are sitting fees and commission as per provisions of the Companies Act, 2013. Therefore, the same has not been provided above.

For and on behalf of the Board of Directors

Vijay Kumar Goel

Chairman

DIN : 00075317

Place : New Delhi

Date : April 24, 2024



Report on Corporate Governance

COMPANY'S PHILOSOPHY ON CORPORATE GOVERNANCE

Dhampur Bio Organics Limited ("The Company") believes that effective Corporate Governance is key component to enhance and maintain stakeholders' value. The Company has adopted sound management practices and adheres to the applicable regulatory and legal framework.

The Company's philosophy on corporate governance revolves around sound, transparent and fair business practices with accountability. The key features of the corporate governance policy of your Company are to maintain the highest standards for disclosure practices, professionalism, transparency and accountability in all its dealings. We practice good corporate governance not only for compliances with applicable statutes, but also to ensure transparency and to ensure that interest of all stakeholders is protected.

DATE OF REPORT

The information provided in this Report on Corporate Governance is as on March 31, 2024 for the purpose of uniformity. However, some of the information is updated as on the date of the report, wherever applicable.

BOARD OF DIRECTORS

The Board of Directors of the Company provide entrepreneurial leadership and plays a crucial role in providing strategic supervision, overseeing the management performance, and long-term success of the Company while ensuring sustainable shareholder value. Driven by its guiding principles of Corporate Governance, the Board's actions endeavour to work in best interest of the Company. The Directors hold a fiduciary position, exercises independent judgement, and play a vital role in the oversight of the Company's affairs.

Presently, The Company's Board comprises of 9 (nine) Directors. Besides Chairman and Managing Director who are Executive Promoter Directors, the Board has 1 (one) Whole Time Director, 1 (one) Non-Executive Promoter Director and 5 (five) Non- Executive Independent Directors including 1 (one) Non – Executive Independent Woman Director.

The Composition of the Board is in conformity with Section 149 of the Companies Act, 2013 and Regulation 17 of the Securities Exchange Board of India (Listing Obligations and Disclosure Requirements) Regulations, 2015 (herein after referred to as "Listing Regulations") (as amended) from time to time.

CORE SKILLS/ EXPERTISE/ COMPETENCIES OF THE BOARD OF DIRECTORS

The Board of your Company comprise of qualified individuals who collectively possess the skills, competencies, and experience across diverse fields that enable them to make effective contributions to the Board and its Committees.

In terms of Listing Regulations, The Board of Directors has following skills/expertise /competencies as given below:

| Name of Director | Core Competencies |
|--|---|
| Mr. Vijay Kumar Goel (Designated as Chairman: May 05, 2022) | Industrial Expertise, Leadership, and Information Technology. |
| Mr. Ashwani Kumar Gupta (Appointment: April 19, 2022) | Finance, Taxation and Audit, Banking, Foreign Exchange Market, Legal and Risk Management |
| Mr. Gautam Goel (Designated as Managing Director: May 05, 2022) | International Exposure, Operations and Engineering, Research and Development, Strategy, Formulating Policies, Processes and Planning. |
| Mr. Sandeep Kumar (Appointment: April 19, 2022) Designated as Whole Time Director: May 05, 2022) | Industry Expertise, Engineering and Technology, Human Resource Management, Administration and Compliance Management. |
| Mrs. Bindu Vashist Goel (Appointment: May 04, 2022) | Compliance Management |
| Mrs. Ruchika Amrish Mehra Kothari (Appointment: April 19, 2022) | Marketing and Export related Expertise |
| Mr. Samir Thukral (Appointment: April 19, 2022) | Global exposure in Agri-commodities Business Strategy and Risk Management |
| Mr. Vishal Saluja (Appointment: April 19, 2022) | International Exposure, Risk Management |
| Mr. Kishor Shah (Appointment: April 19, 2022) | Finance, Taxation and Audit, Leadership, Strategic Planning, Governance and Compliance |

These skills/competencies are broad-based, encompassing several areas of expertise/ experience. Each Director may possess varied combinations of skills/experience within the described set of parameters, and it is not necessary that all Directors possess all skills and experience.

Composition of the Board, number of other Directorships and Committees of which a Director is the Member/ Chairperson and attendance of each Director at Board Meetings, and the last Annual General Meeting of the Company are given below:

| S. no | Name of Director(s) | Category of Directorship | No. of Board meeting attended | Last AGM attended | No. of Directorships and Committee Memberships/Chairmanships | | | List of Directorship held in Other Listed Companies |
|-------|-----------------------------------|--------------------------|-------------------------------|-------------------|--|-----------------------|-------------------------|--|
| | | | | | Directorship | Committee Memberships | Committee Chairmanships | |
| 1 | Mr. Vijay Kumar Goel | P, C & ED | 5 | Yes | 2 | 1 | None | Delton Cables Limited |
| 2 | Mr. Ashwani Kumar Gupta | ID, VC & NED | 5 | Yes | 1 | 1 | 1 | NIL |
| 3 | Mr. Gautam Goel | P & MD | 5 | Yes | 1 | 1 | None | NIL |
| 4 | Mr. Sandeep Kumar | WTD | 4 | Yes | 1 | None | None | NIL |
| 5 | Mrs. Bindu Vashist Goel | P & NED | 4 | Yes | 1 | 1 | None | NIL |
| 6 | Mrs. Ruchika Amrish Mehra Kothari | ID & NED | 2 | Yes | 1 | 1 | None | NIL |
| 7 | Mr. Samir Thukral | ID & NED | 4 | No | 1 | 1 | None | NIL |
| 8 | Mr. Vishal Saluja | ID & NED | 3 | No | 1 | 1 | None | NIL |
| 9 | Mr. Kishor Shah | ID & NED | 4 | Yes | 3 | 2 | 2 | Bhagiradha Chemicals and Industries Limited and GKW Ltd. |

P - Promoter, C- Chairman, VC- Vice Chairman, ED - Executive Director, MD - Managing Director, ID - Independent Director, NED - Non-Executive Director & WTD - Whole Time Director.

Notes:

- I. Directorship includes the one in Listed Entity including the Company. Chairmanship/Membership of Committee only includes Audit Committee and Stakeholders Relationship Committee in Indian Public Limited companies including the Company.
- II. As mandated by Regulation 17A and 26 (1) (b) of the Listing Regulations, None of the Directors on the Board holds directorships in more than ten public companies. None of the Independent Directors serves as an Independent Director on more than seven listed entities. Necessary disclosures regarding Committee positions in other public companies have been made by the Directors.
- III. The Non- Executive Directors fulfil the conditions of Independence specified in Section 149 (6) of the Companies Act, 2013 and Regulation 16 (1) (b) of the Listing Regulations.
- IV. Mr. Vijay Kumar Goel, Mr. Gautam Goel and Mrs. Bindu Vashist Goel are related to each other. Mr. Vijay Kumar Goel is the Father of Mr. Gautam Goel and Mrs. Bindu Vashist Goel is the spouse of Mr. Gautam Goel. Brief profile of each of the above Directors is available on the Company's website: www.dhampur.com
- V. None of the Non-Executive Directors except Mrs. Bindu Vashist Goel hold Equity Shares in the Company. The Number of Equity shares held by Mrs. Bindu Vashist Goel as on March 31, 2024 is 76,350 shares of ₹10 each.
- VI. Proposed commission to be paid to Non-Executive Directors will be paid, if approved by the shareholders at the ensuing Annual General Meeting.
- VII. The Company has obtained Certificate from Mr. Saket Sharma, Partner – GSK & Associates, Company Secretaries confirming that Directors have not been debarred or not been disqualified from being appointed or continuing as Directors by SEBI/ MCA or any other authority and is annexed herewith as a part of this report.
- VIII. The Independent Directors have given declaration under Rule 6(1) and (2) of the Companies (Appointment and Qualification of Director) Rules, 2014, that their names are registered in the databank as maintained by the Indian Institute of Corporate Affairs (IICA). In terms of Section 150 of the Act, read with Rule 6(4) of the Companies (Appointment and Qualification of Director) Rules 2014, the Independent Directors, if applicable, are required to undertake online proficiency self-assessment test conducted by the IICA within a period of two (2) year from the date of inclusion of their names in the data bank or such time as amended by the Central Government.

BOARD MEETINGS

During the financial year under review, 5 (five) Board meetings were held and time gap between two consecutive board meetings did not exceed 120 days. The details are as under:

| Sl. no. | Date of Meetings | No. of Directors Present |
|---------|------------------|--------------------------|
| 1 | April 25, 2023 | 9 |
| 2 | July 25, 2023 | 7 |
| 3 | October 9, 2023 | 6 |
| 4 | January 18, 2024 | 9 |
| 5 | February 5, 2024 | 5 |

INFORMATION GIVEN TO THE BOARD

All material information is circulated to the Directors before the meeting of Board and its committees, including minimum information required to be made available to the Board as prescribed under Part A of Schedule II of the Listing Regulations. Such information is submitted either as part of the agenda papers of the respective meeting or by way of presentations and discussions during the meeting. With the unanimous consent of the Board, all information which is in the nature of Unpublished Price Sensitive Information, is placed before the Board and its Committees at a shorter notice.

The Company adheres to the provisions of the Act read with the rules framed thereunder, Secretarial Standards and the Listing Regulations with respect to convening and holding the meetings of the Board of Directors, its Committees and the General Meetings of the shareholders of the Company.

BOARD TRAINING AND FAMILIARISATION PROGRAM

The Company conducts familiarisation programme for the Independent Directors in order to enable them to familiarize with the Company, its management and its mode of operations so as to gain a clear understanding of their roles, rights and responsibilities for the purpose of contributing significantly towards the growth of the Company.

The details of the familiarisation programmes undertaken by the Company has been disclosed on the website of the Company under the head 'Policies' at <https://www.dhampur.com/investor/other-disclosures>.

SEPARATE INDEPENDENT DIRECTORS MEETING

In accordance with the requirement of section 149(8) and Schedule IV of the Companies Act, 2013, Independent Directors of the Company are required to meet separately without the presence of the Non-Independent Directors and members of the Management. During the financial year under review, Independent Directors met on March 26, 2024 and all the Independent Directors were present in the meeting. Following matters were, inter alia, reviewed and discussed in the meeting:

- Performance of Non-Independent Directors and the Board of Directors as a whole;
- Performance of the Chairman of the Company taking into consideration the views of Executive and Non-Executive Directors;
- Assessment of the quality, quantity and timeliness of flow of information between the Company Management and the Board that is necessary for the Board to effectively and reasonably perform their duties.

CODE OF CONDUCT FOR PREVENTION OF INSIDER TRADING PRACTICES

The Company has formulated the Code of Conduct to Regulate, Monitor and Report Trading in Securities of the Company by the insiders in compliance with SEBI (Prohibition of Insider Trading) Regulations, 2015. The Code outlays the framework on procedures to be followed and disclosures to be made, while dealing in shares of the Company by Insiders and the consequences of non-compliances. The Company has further adopted policy and procedure for inquiry in case of leak of Unpublished Price Sensitive Information. These code and policy are uploaded on the Company's website under the head 'Policies' at <https://www.dhampur.com/investor/other-disclosures>.

BOARD COMMITTEES

The Board has various mandatory and non- mandatory committees were constituted whose composition has been disclosed on the website of the Company i.e. www.dhampur.com. The various Committees of Board of Directors were constituted consisting of Executive and Non-Executive Directors of the Company to meet the mandatory requirements of the Companies Act, 2013 and the Listing Regulations as well as to perform other critical functions. The Company Secretary act as a Secretary to all such committees of the Board.

As on March 31, 2024, the Board has 5 mandatory committees and 1 non-mandatory committee.

AUDIT COMMITTEE

The Audit Committee is the link between the Statutory Auditors, Internal Auditors and the Board. The powers, role and terms of reference of the Audit Committee cover the areas as contemplated under Regulation 18 of Listing Regulations and Section 177 of the Companies Act, 2013 and such other functions as may be specifically delegated by the Board from time to time.

The Chairman of Audit Committee is an Independent Director and the composition of Audit committee meets the criteria laid down in Section 177 of the Companies Act, 2013 and Regulation 18 of Listing Regulations.

During the financial year under review, 5 (five) Audit Committee meetings were held: April 25, 2023; July 24, 2023; October 8, 2023; January 17, 2024 and February 5, 2024.

The terms of reference of the Audit Committee includes:

- I. Overseeing the financial reporting process, review of financial statements to ensure that they are correct, sufficient and credible;
- II. Reviewing adequacy of internal control system and internal audit functions;
- III. Recommending appointment and remuneration of auditors to the Board of Directors;
- IV. Reviewing the functioning of Whistle Blower Mechanism;
- V. Approving transactions of the Company with related parties or any subsequent modification therein;

Details of Composition and attendance of members at the meetings of Audit Committee are as follows:

| Sl. No. | Name of Directors | Position | Category | No. of meetings held | No. of meetings attended |
|---------|-------------------------|----------|------------------------------------|----------------------|--------------------------|
| 1 | Mr. Kishor Shah | Chairman | Non-Executive Independent Director | 5 | 5 |
| 2 | Mr. Ashwani Kumar Gupta | Member | Non-Executive Independent Director | 5 | 5 |
| 3 | Mr. Gautam Goel | Member | Managing Director | 5 | 5 |
| 4 | Mr. Samir Thukral | Member | Non-Executive Independent Director | 5 | 5 |
| 5 | Mr. Vishal Saluja | Member | Non-Executive Independent Director | 5 | 3 |

The Company Secretary acts as the Secretary to the Committee.

In addition to the members of the Audit Committee, these meetings were attended by Chief Financial Officer, Statutory Auditor, Internal Auditor and/or their representatives, wherever necessary and those executives of the Company who were considered necessary for providing inputs to the Committee.

Mr. Kishor Shah, the Chairperson of the Audit Committee attended the Annual General Meeting (AGM) held on June 30, 2023.

NOMINATION AND REMUNERATION COMMITTEE

The powers, role and terms of reference of the Nomination and Remuneration Committee cover the areas as contemplated under Regulation 19 of the Listing Regulations and Section 178 of the Companies Act, 2013, besides other terms as may be referred by the Board of Directors.

The Chairman of Nomination and Remuneration Committee is an Independent Director and the composition of Nomination and Remuneration committee meets the criteria laid down in

Section 178 of the Companies Act, 2013 and Regulation 19 of Listing Regulations.

During the financial year under review, 3 (three) Nomination and Remuneration Committee meetings were held : April 25, 2023, July 24, 2023 and March 26, 2024.

The terms of reference of Nomination and Remuneration Committee includes:

- I. Formulating criteria for determining qualifications, positive attributes and independence of a Director;
- II. Recommending to the Board a policy relating to the remuneration for the directors, key managerial personnel, and other employees of the Company;
- III. Identification of persons who are qualified to become director and who may be appointed in senior management;
- IV. Formulation of criteria for evaluation of Directors and Board.

Details of Composition and attendance of members at the meetings of Nomination and Remuneration Committee are as follows:

| Sl. No. | Name of Directors | Position | Category | No. of meetings held | No. of meetings attended |
|---------|-----------------------------------|----------|------------------------------------|----------------------|--------------------------|
| 1 | Mr. Samir Thukral | Chairman | Non-Executive Independent Director | 3 | 3 |
| 2 | Mr. Ashwani Kumar Gupta | Member | Non-Executive Independent Director | 3 | 3 |
| 3 | Mr. Kishor Shah | Member | Non-Executive Independent Director | 3 | 3 |
| 4 | Mrs. Ruchika Amrish Mehra Kothari | Member | Non-Executive Independent Director | 3 | 3 |



The Company Secretary acts as the Secretary to the Committee.

Mr. Samir Thukral, the Chairperson of the Nomination and Remuneration Committee could not attend the Annual General Meeting (AGM) held on June 30, 2023 and authorized Mr. Ashwani Kumar Gupta in his place to answer the queries of shareholders, if any, related to the Committee.

Nomination and Remuneration Policy

In accordance with the provisions of the Companies Act, 2013 and the Listing Regulation, the Company has put in place the Nomination and Remuneration Policy. This policy lays down framework for selecting and nominating Directors, Key Managerial Personnel (KMPs), Senior Management and other employees of the Company and payment of remuneration to them.

The Nomination and Remuneration Policy as approved by the Board is uploaded on the Company's website under the head 'Policies' at <https://www.dhampur.com/investor/other-disclosures>.

Performance Evaluation

The Nomination and Remuneration Committee of the Board specified the manner in which the annual evaluation of the Board

as a whole, its committees and individual directors is required to be conducted. Accordingly, the Board has made the annual evaluation of the Board as a whole, its committees and individual directors in accordance with the manner specified by the Nomination and Remuneration Committee after seeking inputs from all the Directors on the basis of various criteria.

In its separate meeting convened by Independent Directors of the Company on March 26, 2024, performance of the non-independent directors of the Company, performance of the Board as a whole, its committees and Performance of Chairman of the Company were evaluated. Independent directors expressed their satisfaction with the evaluation process.

Remuneration to Directors

The Non-Executive Directors are paid remuneration by way of Sitting Fees for each Meeting of the Board or Committee attended by them and Commission to Non-Executive Directors, subject to approval by the shareholders. The Non-Executive Promoter Director/Independent Directors do not have any material pecuniary relationship or transactions with the Company.

Details of the Sitting Fees and commission paid/payable to Non- Executive Directors are as follows:

| Name of the Non-Executive Director | Sitting Fees Paid (₹ in Crores) | Commission payable (₹ in Crores) | Total (₹ in Crores) |
|------------------------------------|------------------------------------|-------------------------------------|------------------------|
| Mr. Ashwani Kumar Gupta | 0.064 | 0.06 | 0.120 |
| Mrs. Bindu Vashist Goel | 0.026 | 0.06 | 0.086 |
| Mrs. Ruchika Amrish Mehra Kothari | 0.031 | 0.06 | 0.091 |
| Mr. Samir Thukral | 0.053 | 0.06 | 0.113 |
| Mr. Vishal Saluja | 0.030 | 0.06 | 0.090 |
| Mr. Kishor Shah | 0.056 | 0.06 | 0.116 |

The appointment and remuneration of Executive Directors including Chairman, Managing Director and Whole Time Director are governed by the recommendation of the Nomination & Remuneration Committee, Resolutions passed by the Board of Directors and Shareholders of the Company. The remuneration package including increments of Chairman, Managing Director and Whole Time Director shall comprise salary, perquisites and allowances, and contributions to Provident and other Retirement Benefit Funds as approved by the shareholders at the General Meetings.

Details of the Remuneration paid/payable to Executive Directors is as follows:

| Name of Director | Salary & perquisites (₹ in Crores) | Total (₹ in Crores) |
|----------------------|---------------------------------------|------------------------|
| Mr. Vijay Kumar Goel | 1.47 | 1.47 |
| Mr. Gautam Goel | 2.42 | 2.42 |
| Mr. Sandeep Kumar | 1.22 | 1.22 |

No service contracts have been entered with the Directors as they are appointed/re-appointed with the approval of the shareholders for the period permissible under the applicable provisions of the Act and/or Listing Regulations. Independent Directors may resign from their office subject to detailed reasons for his resignation along with a confirmation that there is no other material reason other than those provided to the Board. The Company does not pay any severance fees to the Directors and there is no Notice period.

Presently, the Company does not have any Stock Options Scheme for its Directors or Employees.

STAKEHOLDER'S RELATIONSHIP COMMITTEE

The Committee looks into redressal of Shareholder's/Investors' complaints related to transfer of shares, non-receipt of balance sheet, non-receipt of declared dividends, among others.

The Committee has such term of reference, role, responsibility and powers as specified in Section 178 of the Companies Act, 2013 and the Listing Regulations.

The Chairman of Stakeholder's Relationship Committee is an Independent Director and the composition of Stakeholder's Relationship committee meets the criteria laid down in Section 178 of the Companies Act, 2013 and Regulation 20 of Listing Regulations.

During the financial year under review, one (1) Stakeholder's Relationship Committee meeting was held on January 17, 2024.

The Terms of Reference of the Stakeholder's Relationship Committee includes:

- I. Considering and resolving the grievances of security holders of the Company;
- II. Review of adherence to the service standards adopted by the Company in respect of various services being rendered by RTA;
- III. Reviewing of the various measures and initiatives taken by the entity for ensuring timely receipt of dividend/ annual reports/ statutory notices by the shareholders of the Company.

Details of Composition and attendance of members at the meetings of Stakeholder's Relationship Committee are as follows:

| Sl. No. | Name of Directors | Position | Category | No. of Meetings held | No. of Meetings Attended |
|---------|-----------------------------------|----------|--------------------------------------|----------------------|--------------------------|
| 1 | Mr. Ashwani Kumar Gupta | Chairman | Non – Executive Independent Director | 1 | 1 |
| 2 | Mrs. Bindu Vashist Goel | Member | Non - Executive Director | 1 | 1 |
| 3 | Mr. Kishor Shah | Member | Non – Executive Independent Director | 1 | 1 |
| 4 | Mrs. Ruchika Amrish Mehra Kothari | Member | Non – Executive Independent Director | 1 | 0 |

The Company Secretary also acts as the Secretary to the Committee.

Mrs. Ashu Rawat, Company Secretary, is the Compliance Officer of the Company.

During the year, the Company received one complaint which was duly resolved. No complaint was pending as on March 31, 2024.

Mr. Ashwani Kumar Gupta, Chairperson of the Stakeholder's Relationship Committee attended the Annual General Meeting (AGM) held on June 30, 2023.

CORPORATE SOCIAL RESPONSIBILITY COMMITTEE

The Corporate Social Responsibility Committee (CSR Committee) is responsible to assist the Board in discharging its social responsibilities by way of formulating and monitoring implementation of the framework of Corporate Social Responsibility policy as specified in Schedule VII of the Companies Act, 2013. The provisions of Section 135 of the Companies Act, 2013 read with CSR Rules are applicable on the Company.

The Chairman of CSR Committee is an Executive Director and the composition of Corporate Social Responsibility Committee meets the criteria laid down in Section 135 of the Companies Act, 2013.

During the financial year under review, one (1) Committee meeting was held on April 22, 2023.

The Terms of Reference of the Corporate Social Responsibility Committee includes:

- I. To formulate and recommend to the Board, a Corporate Social Responsibility Policy which shall indicate the activities to be undertaken by the Company in areas or subject, specified in Schedule VII of the Act.
- II. To formulate and recommend to the Board, Annual Action Plan on CSR activities;
- III. To monitor the Corporate Social Responsibility Policy of the Company from time to time.



Details of Composition and attendance of members at the meetings of CSR Committee are as follows:

| Sl. No. | Name of Directors | Position | Category | No. of Meetings held | No. of Meetings Attended |
|---------|-----------------------------------|----------|--------------------------------------|----------------------|--------------------------|
| 1 | Mr. Sandeep Kumar | Chairman | Whole Time Director | 1 | 1 |
| 2 | Mrs. Bindu Vashist Goel | Member | Non - Executive Director | 1 | 1 |
| 3 | Mrs. Ruchika Amrish Mehra Kothari | Member | Non - Executive Independent Director | 1 | 1 |

The Company Secretary also acts as the Secretary to the Committee.

Corporate Social Responsibility (CSR) Policy

The Company has formulated a CSR Policy in line with Schedule VII of the Act. The CSR Policy as approved by the Board is uploaded on the Company's website under the head 'Policies' at <https://www.dhampur.com/investor/other-disclosures>.

RISK MANAGEMENT COMMITTEE

The Company has formed Risk Management Committee for the purpose of Risk Management by the Company in its Board Meeting held on May 30, 2022.

During the financial year under review, two (2) Committee meetings were held on August 21, 2023 and January 17, 2024.

The terms of reference of Risk Management Committee includes:

- I. Formulation of a detailed risk management policy and its periodic review;
- II. Ensuring that appropriate methodology, processes and systems are in place to monitor and evaluate risks associated with the business of the Company;

Details of Composition and attendance of members at the meetings of Risk Management Committee are as follows:

| Sl. No. | Name of Directors | Position | Category | No. of Meetings held | No. of Meetings Attended |
|---------|-------------------------|----------|--------------------------------------|----------------------|--------------------------|
| 1 | Mr. Ashwani Kumar Gupta | Chairman | Non – Executive Independent Director | 2 | 2 |
| 2 | Mr. Gautam Goel | Member | Managing Director | 2 | 2 |
| 3 | Mr. Vishal Saluja | Member | Non – Executive Independent Director | 2 | 0 |
| 4 | Mr. Sandeep Kumar | Member | Whole Time Director | 2 | 2 |

The Company Secretary also acts as the Secretary to the Committee.

Risk Management Policy

The Policy oversees, review and monitor the Risk Management process, including the critical risks, on regular basis. The Policy facilitates in identification of risks (internal and external) at appropriate time and ensures necessary steps to be taken to mitigate the risks.

The Risk Management Policy as approved by the Board is uploaded on the Company's website under the head 'Policies' at <https://www.dhampur.com/investor/other-disclosures>.

MANAGEMENT COMMITTEE

The Board has also constituted a non-mandatory committee named "Management Committee" in order to carry out routine functions of the Company as per the powers delegated by the Board of Directors. During the financial year under review, the Committee met eight (8) times.

Terms of Reference of the Committee includes the following:

- To borrow money/monies, from time to time, for the requirements of the Company from Banks/Financial Institutions.
- To enter into any agreements for subscription of Shares, Debentures/ Preference Shares by way of Private Placement,
- To authorize any person(s) on behalf of the Company to appear before any statutory authority/authorities and to take necessary action in that matter.
- To open and close bank account(s) of the Company and pass necessary resolutions with respect to their operations, modifications and operating authority and closure of the account(s),
- To make allotment, listing of securities, dematerialization, etc.
- To perform such other function in order to facilitate business affairs of the Company.

Composition of Management Committee is as follows:

| Sl. No. | Name of Directors | Position | Category |
|---------|-------------------------|----------|--------------------------------------|
| 1 | Mr. Ashwani Kumar Gupta | Chairman | Non – Executive Independent Director |
| 2 | Mr. Gautam Goel | Member | Managing Director |
| 3 | Mr. Sandeep Kumar | Member | Whole Time Director |
| 4 | Mr. Kishor Shah | Member | Non – Executive Independent Director |
| 5 | Mr. Nalin Kumar Gupta | Member | Chief Financial Officer |

DISCLOSURES WITH RESPECT TO SHARES IN DEMAT SUSPENSE ACCOUNT/ UNCLAIMED SUSPENSE ACCOUNT

The Company do not have any unclaimed suspense account. However, pursuant to the Scheme of Arrangement, the Company has opened a Physical Share Suspense Account to keep the shares issued to those shareholders of the Dhampur Sugar Mills Limited holding shares in physical mode as on record date. Further, shares of those shareholders whose shares were not successfully credited to their demat account and got rejected, due to any reason i.e. BO closed/inactive/invalid demat account, were also transferred to said suspense account. The details are as follows:-

| Particulars | Number of shareholders | Number of equity shares |
|---|------------------------|-------------------------|
| Aggregate number of shareholders and the outstanding shares in the suspense account lying as on April 1, 2023 | 3642 | 238730 |
| Number of shareholders and the outstanding shares are transferred to suspense account during the reporting period | NIL | NIL |
| Number of shareholders who approached listed entity for transfer of shares and/or to whom shares were transferred from suspense account during the year | 21 | 1975 |
| Shareholders whose shares are transferred to the demat account of the IEPF Authority as per Section 124 of the Act | NIL | NIL |
| Aggregate number of shareholders and the outstanding shares in the suspense account lying as on March 31, 2024 | 3621 | 236755 |

Note:

- The voting rights on the shares lying in DBO Physical Share Suspense Account shall remain frozen till the rightful owners of such shares claim the shares.
- These shares were transferred to DBO Physical Share Suspense Account pursuant to the Scheme of Arrangement.

Disclosures and Affirmation**a. Compliance with Mandatory Requirements:**

The Company is in compliance with all requirements under SEBI (Listing Obligations and Disclosure Requirements) Regulations, 2015 as amended from time to time.

b. Related Party Transactions:

All transactions entered into with related parties during the financial year were in the ordinary course of business and on arm's length basis and do not attract the provisions of Section 188 of the Companies Act, 2013. There were no materially significant related party transactions during the year.

Related Party transactions have been disclosed in the notes to accounts forming part of financial statements. A statement detailing transactions with related parties in the ordinary course of business and on arm's length basis is placed before the Audit Committee periodically for its review.

The Related Party Transactions Policy as approved by the Board is uploaded on the Company's website under the head 'Policies' at <https://www.dhampur.com/investor/other-disclosures>.

None of the transactions of the Company with related parties was in conflict with the interest of the Company.

c. Details of non-compliance by the Company, penalties, and strictures imposed on the Company by Stock Exchange or SEBI, or any statutory authority, on any matter related to capital markets, during the last three years:

The Company got its shares listed on September 08, 2022 on both the recognized Stock Exchanges i.e. BSE Limited and National Stock Exchange of India Limited. The Company has complied with all the requirements specified under the Listing

Regulations as well as other regulations and guidelines of SEBI. Consequently, there were no strictures or penalties imposed by either SEBI or Stock Exchange or any statutory authority.

d. Vigil Mechanism/Whistle Blower Policy

The Board of Directors of the Company at its meeting held on May 30, 2022 has formulated Vigil Mechanism/ Whistle Blower Policy for Directors and Employees of the Company to report their genuine concerns or grievances relating to actual or suspected fraud, unethical behaviour, violation of Company's Code of Conduct which in any way would affect the interests of the Company.

The Vigil Mechanism/Whistle Blower Policy as approved by the Board is uploaded on the Company's website under the head 'Policies' at <https://www.dhampur.com/investor/other-disclosures>.

The Policy provides for adequate safeguards against victimisation of employees who avail of the mechanism and also provides for direct access to the Chairperson of the Audit Committee. It is affirmed that no personnel of the Company have been denied access to the Audit Committee.

e. Disclosure of Accounting Treatment:

The Company has followed the Accounting Standards referred to in Section 133 of Companies Act, 2013 and other applicable laws and regulations for the preparation of financial Statements. The significant accounting policies applied have been set out in the notes to the financial statements.

f. Risk Management:

The Company has laid down procedures for Risk Assessment and Minimization, and the same are periodically reviewed by the Board. The Company has adequate internal control systems to identify risk and ensuring their effective mitigation.

g. Commodity price risk or foreign exchange and hedging activities:

Sugar being a commodity, Sugar price risk is one of the important risks for the Company. Sugar segment, including renewable energy accounts for 51% of the total revenue of the Company.

Sale of sugar in India and export from India is regulated by the Government based on the sugar availability and demand of the country. The Government declares Minimum Sale Price (MSP) for sale of sugar in India acting as a support for sugar prices not going below MSP. Ethanol prices are fixed by the Central Government every year. Sale of power to the State Electricity Grid is under long term Power Purchase Agreement(s) with the State Electricity Board with price fixation every five years. The commodity risk of the Company in sugar is mitigated by diversification into Renewable energy and Bio Fuels & Spirits segments.

During the year, the Company had managed the foreign exchange risk and hedged it to the extent considered necessary.

The Company enters into forward contracts for hedging foreign exchange exposures against exports and imports. The details of financial risk management under the head financial instruments are disclosed in the Financial Statements for the FY 2023-24 and in the Management Discussions & Analysis forming part of the Annual Report.

h. A certificate from Company Secretary in Practice that none of the Directors on the Board of the Company have been debarred or disqualified from being appointed or continuing as directors of Companies by the SEBI/Ministry of Corporate Affairs or any such statutory Authority:

A Certificate stating the above has been obtained from Mr. Saket Sharma, Partner, GSK & Associates, Company Secretaries, which is annexed herewith as part of this report.

i. Code of Conduct:

In terms of Regulation 17(5) of the Listing Regulation and contemporary practices of good Corporate Governance, the Board has formulated a Code of Conduct for all Board Members and Senior Management of the Company. The Code contains the guiding principles for Directors and Senior Management to help in conducting business with honesty and integrity and the same has been posted on the Company's website under the head 'Code of Conduct' at <https://www.dhampur.com/investor/other-disclosures>. All members of the Board and senior management personnel have affirmed compliance with the Code of Conduct for Board and senior management for the FY 2023-24. A declaration to this effect duly signed by the Managing Director of the Company is annexed to this Report.

j. Compliance with Secretarial Standards:

The Company complies with all the applicable mandatory Secretarial Standards issued by the Institute of Company Secretaries of India.

k. Details of utilization of funds raised through preferential allotment or qualified institutions placement as specified under Regulation 32 (7A):

During the year the Company has not raised the funds through preferential allotment or qualified institutional placement.

l. Disclosure under the Sexual Harassment of Women at Workplace (Prevention, Prohibition and Redressal) Act, 2013:

During the year under review, no complaint/ case was filed or was pending for redressal pursuant to Sexual Harassment of Women at Workplace (Prevention, Prohibition and Redressal) Act, 2013

m. Credit Rating:

CARE Ratings, a Credit Rating Agency has assigned the credit rating of "CARE A+; Stable (Single A plus; Outlook: Stable)" for long term Credit Facilities from Banks and Fixed Deposits of the Company respectively.

n. Fees payable to Statutory Auditors:

Total fees paid to the Statutory Auditors and entities in their network firm for all services received by the Company during the FY 2023-24 is Rs. 0.55 Crore.

o. Where the Board had not accepted any recommendation of any committee of the Board which is mandatorily required in the relevant Financial Year: Not Applicable.

p. Subsidiary:

The Company does not have any material subsidiary as defined under Regulation 24 of SEBI Listing Regulations. However, Policy for Determining Material subsidiaries has been formulated and uploaded on the website of the Company under the head 'Policies' at <https://www.dhampur.com/investor/other-disclosures>.

q. Disclosure of Loans and Advances

The Company has not provided any loans and advances in the nature of loans to firms/companies in which any director is interested.

r. The Disclosures of the compliance with Corporate Governance requirements specified in Regulation 17 to 27 and Regulation 46(2) of Listing Regulations:

The Company has complied with all the mandatory corporate governance requirements under the Listing Regulations. The Company confirms compliance with corporate governance requirements specified in Regulation 17 to 27 and Sub Regulation (2) of Regulation 46 of the Listing Regulations.

s. Non- Mandatory Discretionary Requirements:

The status of adoption of non-mandatory requirements as specified in Regulation 27(1) read with Part E of Schedule II to the Listing Regulations is given below:

- I. The Board: The Company does not bear any expenses of Non-Executive Chairman's Office. Since the Company has an Executive Chairman.
- II. Shareholders Rights: The quarterly/ half-yearly results are published in the newspapers and hosted on the Company's website www.dhampur.com and are filed to the Stock Exchanges electronically through NEAPS portal on NSE and BSE listing Centre with BSE. The same are not sent to shareholders individually.
- III. Modified opinion(s) in audit report : Audit Reports on the Financial Statements of the Company do not contain any modified opinion.
- IV. Separate posts of Chairman and Managing Director/ CEO: The Company has different persons for the post of Chairman and Managing Director. The Company does not have a CEO.
- V. Reporting of Internal Auditors: The Internal Auditors of the Company report directly to the Audit Committee.

SHARE TRANSFER SYSTEM

The shares of the Company are compulsorily traded in dematerialised form. The dematerialised shares are directly transferred by the depositories to the beneficiaries.

COMPLIANCE OFFICER

Mrs. Ashu Rawat, Company Secretary, is the Compliance Officer of the Company.

The Company has made a separate e-mail id i.e. investors@dhampur.com for the benefit of investors, which is also displayed at the website of the Company.

SHAREHOLDER'S INFORMATION:

General Meetings:

Details of previous Annual General Meetings are as follows:

| AGM | Financial Year | Location | Date and Time | Details of Special Resolution Passed |
|-----------------|----------------|--|------------------------------|---|
| 1 st | 2020-21 | Registered Office | June 28, 2021, 2:00 P.M. | No Special Resolution was passed at the Annual General Meeting. |
| 2 nd | 2021-22 | Through Video Conferencing /other Audio Visual Means | September 26, 2022 4:00 P.M. | <ol style="list-style-type: none"> 1. Appointment of Mr. Vijay Kumar Goel (DIN: 00075317) as Chairman and Executive Director of the Company and to approve his remuneration. 2. Appointment of Mr. Gautam Goel (DIN: 00076326) as Managing Director of the Company and to approve his remuneration. |
| 3 rd | 2022-23 | Through Video Conferencing /other Audio Visual Means | June 30, 2023 4:00 P.M. | <ol style="list-style-type: none"> 1. Payment of Commission to Non- Executive Directors of the Company. |

Whether any Special Resolution was passed last year through Postal Ballot: - No.

Whether any Special Resolution is proposed through postal ballot: - No.



Annual General Meeting for the Financial Year 2023-24

| | |
|-------------------------------------|---|
| Day and Date of 4 th AGM | Friday and July 5, 2024 |
| Time | 4:00 P.M. |
| Mode | Through Video Conferencing / Other Audio Visual Means |
| Financial Year | April 01, 2023 to March 31, 2024. |

Tentative Financial calendar for the financial year ending March 31, 2025

Date of Tentative Date of Board Meeting is as follows:

| Sl. No. | Quarter Ended | Tentative Date |
|---------|--------------------|--------------------------------|
| 1 | June 30, 2024 | on or before August 14, 2024 |
| 2 | September 30, 2024 | on or before November 14, 2024 |
| 3 | December 31, 2024 | on or before February 14, 2024 |
| 4 | March 31, 2025 | on or before May 30, 2025 |

Record Date

The Company has fixed Friday, June 28, 2024 as "Record date" to determine the entitlement of the shareholders to receive dividend for the financial year 2023-24.

Agreements

The Company has not entered into any such agreements as mentioned in clause 5A to para A of part A of schedule III.

Changes in Senior Management Personnel

Apart from the Board of Directors, There are 15 Senior Management personnels including the President, Vice President and Company Secretary. Further, there has not been any change in the Senior Management Personnel since the close of the Financial Year.

Dividend Payment Dates

As per the notice convening the 4th Annual General Meeting, the Dividend, if declared, will be paid within 30 days from the date of the Annual General Meeting.

Details of Listing

| | |
|--|--|
| BSE Limited PJ Towers, Dalal Street Fort, Mumbai - 400 001 | National Stock Exchange of India Limited Exchange Plaza, 5 th Floor, Plot No. C/1, G Block, Bandra – Kurla Complex, Bandra (E), Mumbai - 400 051. |
| Scrip Code : 543593 | Symbol : DBOL |

The Company paid the listing fees for the year 2024-25.

Depositories

| | |
|--|---|
| National Securities Depository Limited | Central Depository Services (India) Limited |
|--|---|

ISIN : INE013401014

Stock Exchange Data

Post listing of shares on Stock exchanges w.e.f. September 8, 2022, the monthly high/ low of the market price of the Company's Equity Shares traded on the Stock Exchanges during FY 2023-24 is given hereunder:

| Months | SHARE PRICE MOVEMENT | | | |
|--------|----------------------|---------|----------|---------|
| | NSE | | BSE | |
| | High (₹) | Low (₹) | High (₹) | Low (₹) |
| Apr-23 | 180.00 | 140.05 | 179.80 | 140.05 |
| May-23 | 176.90 | 153.95 | 176.60 | 154.05 |
| Jun-23 | 191.70 | 154.10 | 191.50 | 152.20 |
| Jul-23 | 181.10 | 163.60 | 180.85 | 160.10 |
| Aug-23 | 174.75 | 151.75 | 174.35 | 151.50 |
| Sep-23 | 188.50 | 162.60 | 188.65 | 161.70 |
| Oct-23 | 183.95 | 148.10 | 183.05 | 148.30 |
| Nov-23 | 171.40 | 154.30 | 171.40 | 154.35 |
| Dec-23 | 169.40 | 141.05 | 169.10 | 142.15 |
| Jan-24 | 156.35 | 136.00 | 157.85 | 136.05 |
| Feb-24 | 151.20 | 132.70 | 151.00 | 133.30 |
| Mar-24 | 138.85 | 114.90 | 138.90 | 114.55 |

Share Holding Pattern as on March 31, 2024

| S. No. | Category | Holding | %age |
|-----------|--|-----------------|----------------|
| A. | PROMOTER AND PROMOTER GROUP | 33711567 | 50.78% |
| B. | PUBLIC SHAREHOLDING | | |
| 1 | Mutual Funds | 141 | 0.00 |
| 2 | AIF/ Banks and Insurance Companies | 300126 | 0.45% |
| 3 | Central Government / State Government(s) | 6 | 0.00 |
| 4 | Foreign Portfolio Investors | 1297531 | 1.95% |
| 5 | Investor Education and Protection Fund | 217795 | 0.33% |
| 6 | Individuals / HUF | 26336539 | 39.67% |
| 7 | Other Directors and KMPs | 1781 | 0.00 |
| 8 | NRIs | 525970 | 0.79% |
| 9 | Body Corporate(s) | 2546742 | 3.84% |
| 10 | Physical Suspense Account | 236755 | 0.36% |
| 11 | Others | 1212637 | 1.83% |
| | TOTAL PUBLIC SHAREHOLDING | 32676023 | 49.22% |
| | TOTAL SHAREHOLDING (A+B) | 66387590 | 100.00% |



Distribution of Shareholding as on March 31, 2024

| Shareholding Range (No. of Shares) | No. of Holders | % of total Holders | No. of shares held | % of total Shares |
|---------------------------------------|----------------|--------------------|--------------------|-------------------|
| 1 to 100 | 38463 | 69.52 | 1331129 | 2.01 |
| 101 to 500 | 11819 | 21.36 | 2974198 | 4.48 |
| 501 to 1000 | 2370 | 4.28 | 1879427 | 2.83 |
| 1001 to 5000 | 2152 | 3.89 | 4692129 | 7.07 |
| 5001 to 10000 | 259 | 0.47 | 1916419 | 2.89 |
| 10001 to 20000 | 125 | 0.23 | 1763375 | 2.66 |
| 20001 to 30000 | 39 | 0.07 | 975447 | 1.47 |
| 30001 to 40000 | 20 | 0.04 | 679142 | 1.02 |
| 40001 to 50000 | 20 | 0.04 | 910889 | 1.37 |
| 50001 to 100000 | 24 | 0.04 | 1793126 | 2.70 |
| 100001 to 500000 | 23 | 0.04 | 4065004 | 6.12 |
| 500001 and above | 10 | 0.02 | 43407305 | 65.38 |
| Total | 55324 | 100% | 66387590 | 100% |

Means of Communication

- I. The Company's Quarterly Financial Results as prescribed by the Stock Exchanges pursuant to Regulation 33 of Listing Regulations, are approved and taken on record by the Board of Directors and submitted to the Stock Exchanges.
- II. The results are normally published in Business Standard in English and Hindi.
- III. In compliance with Regulation 46 of the Listing Regulations, a separate dedicated section under the head Investors on the Company's website gives information on various announcements made by the Company, credit rating, Annual Report, Quarterly/ Half yearly/ Nine-months and Annual financial results along with the applicable policies of the Company. The presentations made to the institutional investors and analysts are also available on the Company's website at www.dhampur.com. Quarterly Compliance Reports on Corporate Governance and other relevant information of interest to the Investors are also placed under the Investors Section on the Company's website.
- IV. The quarterly results, shareholding patterns, periodical compliances and all other corporate communications to the Stock Exchanges viz. National Stock Exchange of India Limited and BSE Limited are filed electronically to them through NEAPS Portal on NSE and BSE Listing Centre with BSE.
- V. The Management Discussion and Analysis forms part of this Annual Report.

ADDRESS FOR INVESTORS CORRESPONDENCE:

Correspondence with Company

Mrs. Ashu Rawat
Company Secretary
Dhampur Bio Organics Limited,
Second Floor, 201 Okhla Industrial Estate, Phase – III, New Delhi
110 020
Ph.: 011-6905 5200,
E-mail: investors@dhampur.com

Correspondence with Registrar and Share Transfer Agents

M/s Alankit Assignments Limited
Alankit House, 205-208 Anarkali Complex,
Jhandewalan Extension,
New Delhi - 110055
Ph: 011 – 42541234, 23541234, Fax: 011- 42541201
E- mail: rta@alankit.com

PLANT LOCATIONS:

| S No. | Unit Location | Division |
|-------|--------------------------------------|---|
| 1 | Asmoli, Dist. Sambhal (U.P) | Sugar, Renewable Energy and Bio Fuels & Spirits |
| 2 | Mansurpur, Dist. Muzaffarnagar (U.P) | Sugar and Renewable Energy |
| 3 | Meerganj, Dist. Bareilly (U.P) | Sugar and Renewable Energy |

For and on behalf of the Board of Directors

Vijay Kumar Goel

Chairman

DIN : 00075317

Place : New Delhi
Date : April 24, 2024

Declaration Regarding Compliance with Code of Conduct

Pursuant to Regulation 26 (3) of SEBI (Listing Obligations and Disclosure Requirements) Regulations, 2015, all the Board Members and Senior Management Personnel have affirmed their compliance with the Code of Conduct of the Company for the financial year ended March 31, 2024.

For Dhampur Bio Organics Limited

Place : New Delhi
Date : April 24, 2024

Gautam Goel
Managing Director

Certification by Managing Director and Chief Financial Officer

We undersigned, in our respective capacities as Managing Director and Chief Financial Officer of Dhampur Bio Organics Limited, to the best of our knowledge and belief, certify that;

- a. We have reviewed the Financial Statements, Cash Flow Statement and the Director's Report for the period from April 01, 2023 to March 31, 2024 and based upon our knowledge and information certify that:-
 - i. These statements do not contain any materially untrue statement or omit any material fact or contain the statement that might be misleading,
 - ii. These statements together present a true and fair view of the Company's affairs and are in compliance with existing accounting standards and other applicable laws and regulations.
- b. There are, to best of our knowledge and belief, no transactions entered into by the Company during the year, which are fraudulent, illegal or violative of the Company's Code of Conduct.
- c. We accept the responsibility for establishing and maintaining internal control for financial reporting and we have evaluated the effectiveness of internal control systems of the Company pertaining to financial reporting. We have disclosed to the Auditors and the Audit Committee, deficiencies in the design or operation of such internal controls, if any, of which we are aware and the steps we have taken or to take to rectify these deficiencies.
- d. We have indicated to Auditors and the Audit Committee of the Board that there have been:
 - i. no significant changes in internal control over the financial reporting during the period,
 - ii. no significant changes in accounting policies during the year and same have been disclosed in the notes to the Financial Statements.
 - iii. no instances of significant fraud of which we have become aware and the involvement therein, if any, of the management or an employee having a significant role in the Company's internal control system.

For Dhampur Bio Organics Limited

For Dhampur Bio Organics Limited

Place : New Delhi
Date : April 24, 2024

Gautam Goel
Managing Director

Nalin Kumar Gupta
Chief Financial Officer



Certificate on Corporate Governance

To,
The Members
Dhampur Bio Organics Limited
Sugar Mill Compound, Village Asmoli
Sambhal, Moradabad
Uttar Pradesh-244304

1. We have examined the compliance of conditions of Corporate Governance by Dhampur Bio Organics Limited ('the Company'), for the year ended 31st March, 2024, as stipulated in Securities and Exchange Board of India (Listing Obligations and Disclosure Requirements) Regulations, 2015 ('the Listing Regulations').

Management's Responsibility

2. The compliance of conditions of Corporate Governance is the responsibility of the Management. This responsibility includes the designing, implementing and maintaining operating effectiveness of internal control to ensure compliance with the conditions of Corporate Governance as stipulated in the Listing Regulations.

Auditor's Responsibility

3. Pursuant to the requirements of the Listing Regulations, our responsibility is to express a reasonable assurance in the form of an opinion as to whether the company has complied with the conditions of corporate governance as stated in paragraph 2 above. Our responsibility is limited to examining the procedures and implementation thereof, adopted by the company for ensuring the compliance with the conditions of Corporate Governance. It is neither an audit nor an expression of opinion on the financial statements of the company.
4. We have examined the books of account and other relevant records and documents maintained by the Company for the purpose of providing reasonable assurance on the compliance with Corporate Governance requirements by the Company.

Opinion

5. Based on the procedures performed by us and to the best of our information and according to the explanations provided to us, in our opinion, the Company has complied, in all material respects, with the conditions of corporate governance as stipulated in the Listing Regulations during the year ended 31st March, 2024.

We state that such compliance is neither an assurance as to the future viability of the Company nor the efficiency or effectiveness with which the management has conducted the affairs of the company.

Restrictions on use

6. This certificate is issued solely for the purpose of complying with the aforesaid regulations and may not be suitable for any other purpose.

For GSK & Associates

Company Secretaries
FRN: P2014UP036000

Saket Sharma

Partner

C.P. No: 2565

M. No: F4229

PR. No: 2072/2022

UDIN: F004229F000228233

Date : April 24, 2024
Place : Kanpur

Certificate of Non-Disqualification of Directors

(pursuant to Regulation 34(3) and Schedule V Para C clause (10)(i) of the SEBI
(Listing Obligations and Disclosure Requirements) Regulations, 2015

To,
The Members
Dhampur Bio Organics Limited
Sugar Mill Compound, Village Asmoli
Sambhal, Moradabad
Uttar Pradesh-244304

We have examined the relevant registers, records, forms, returns and disclosures received from the Directors of **Dhampur Bio Organics Limited** having **CIN: L15100UP2020PLC136939** and having registered office at **Sugar Mill Compound, Village Asmoli, Sambhal, Moradabad, Uttar Pradesh-244304** (hereinafter referred to as 'the Company'), produced before us by the Company for the purpose of issuing this Certificate, in accordance with Regulation 34(3) read with Schedule V Para-C Sub clause 10(i) of the Securities Exchange Board of India (Listing Obligations and Disclosure Requirements) Regulations, 2015.

In our opinion and to the best of our information and according to the verifications (including Directors Identification Number (DIN) status at the portal www.mca.gov.in) as considered necessary and explanations furnished to us by the Company & its officers, we, hereby certify that none of the Directors on the Board of the Company as stated below for the Financial Year ending on 31st March, 2024 have been debarred or disqualified from being appointed or continuing as Directors of companies by the Securities and Exchange Board of India, Ministry of Corporate Affairs, or any such other Statutory Authority.

| Sr. No. | Name of Director | DIN | Designation | Date of Appointment in Company |
|---------|-----------------------------------|----------|--------------------------------------|--------------------------------|
| 1. | Mr. Vijay Kumar Goel | 00075317 | Chairman (Executive Director) | 08/04/2021 |
| 2. | Mr. Ashwani Kumar Gupta | 00108678 | Vice Chairman (Independent Director) | 19/04/2022 |
| 3. | Mr. Gautam Goel | 00076326 | Managing Director | 24/04/2021 |
| 4. | Mr. Sandeep Kumar | 06906510 | Whole Time Director | 19/04/2022 |
| 5. | Mrs. Bindu Vashist Goel | 09591778 | Director | 04/05/2022 |
| 6. | Mrs. Ruchika Amrish Mehra Kothari | 09151323 | Independent Woman Director | 19/04/2022 |
| 7. | Mr. Samir Thukral | 00203124 | Independent Director | 19/04/2022 |
| 8. | Mr. Vishal Saluja | 07145715 | Independent Director | 19/04/2022 |
| 9. | Mr. Kishor Shah | 00193288 | Independent Director | 19/04/2022 |

Ensuring the eligibility for the appointment/ continuity of every Director on the Board is the responsibility of the management of the Company. Our responsibility is to express an opinion on these based on our verification. This certificate is neither an assurance as to the future viability of the Company nor of the efficiency or effectiveness with which management has conducted the affairs of the Company.

For GSK & Associates

Company Secretaries
FRN: P2014UP036000

Saket Sharma

Partner

C.P. No: 2565

M. No: F4229

PR. No: 2072/2022

UDIN: F004229F000228189

Date : April 24, 2024

Place : Kanpur



Independent Auditor’s Report

To
The Members of
Dhampur Bio Organics Limited
Asmoli, Sambhal - U.P.

Report on the Audit of the Standalone financial statements

Opinion

We have audited the accompanying standalone financial statements of Dhampur Bio Organics Limited (“the Company”), which comprise the Standalone Balance Sheet as at March 31, 2024, the Standalone Statement of Profit and Loss (including Other Comprehensive Income), the Standalone Statement of Changes in Equity and the Standalone Statement of Cash Flows for the year ended on that date and a summary of significant accounting policies and other explanatory information including notes to the standalone financial statements (hereinafter referred to as “the standalone financial statements”).

In our opinion and to the best of our information and according to the explanations given to us, the aforesaid standalone financial statements give the information required by the Companies Act, 2013, as amended (“the Act”) in the manner so required and give a true and fair view in conformity with the Indian Accounting Standards prescribed under section 133 of the Act read with the Companies (Indian Accounting Standards) Rules, 2015, as amended, thereof (“Ind AS”) and other accounting principles generally accepted in India, of the state of affairs of the Company as at March 31, 2024 and its profit (including other comprehensive loss), changes in equity and its cash flows for the year ended on that date.

Basis for Opinion

We conducted our audit of the standalone financial statements in accordance with the Standards on Auditing specified under section 143(10) of the Act (SAs). Our responsibilities under those Standards are further described in the Auditor’s Responsibilities for the Audit of the standalone financial statements section of our report. We are independent of the Company in accordance with the Code of Ethics issued by the Institute of Chartered Accountants of India (ICAI) together with the ethical requirements that are relevant to our audit of the standalone financial statements under the provisions of the Act and the Rules made thereunder, and we have fulfilled our other ethical responsibilities in accordance with these requirements and the ICAI’s Code of Ethics.

We believe that the audit evidence obtained by us is sufficient and appropriate to provide a basis for our audit opinion on the standalone financial statements.

Key Audit Matters

Key audit matters are those matters that, in our professional judgment, were of most significance in our audit of the standalone financial statements of the current period. These matters were addressed in the context of our audit of the standalone financial statements as a whole, and in forming our opinion thereon, and we do not provide a separate opinion on these matters. We have determined the matter described below to be the key audit matters to be communicated in our report.

| Key Audit Matters | Auditor’s Response |
|--|--|
| <p>I. Determination of Cost of Production (COP) and Net Realizable Value (NRV) of Finished Goods and By-Products for valuation of inventory :</p> <p>As on March 31, 2024, the Company has inventory of finished goods, by-products and work in progress with an aggregate carrying value of ₹ 1,058.15 Crores. The inventory of finished goods viz. Sugar and ethanol is valued at the lower of COP and NRV whereas the inventory of by-products viz. molasses and bagasse is valued at NRV/Derived NRV. We considered the value of the inventory of finished goods and by-products as a key audit matter given the relative value of inventory in the financial statements and significant judgement involved in the determination of COP and also the consideration of factors such as minimum sale price, monthly quota, and fluctuation in domestic and international selling prices in determination of NRV/ Derived NRV.</p> | <p>Principal Audit Procedures</p> <p>We understood and tested the design and operating effectiveness of controls as established by the management in determination of COP and NRV/Derived NRV. We reviewed the cost records maintained by the management and examined the documents maintained by the management for computing the COP and NRV/ Derived NRV with reference to the principles prescribed under Ind AS-2 on “Inventories”. We considered various factors, including the prevailing unit specific domestic selling price of the products during and subsequent to the year end, yield of ethanol from “B” Heavy Molasses and from “C” Heavy Molasses having higher sucrose contents, value of sugar sacrificed during the production of such Molasses, prevailing selling price of</p> |

Key Audit Matters**Auditor's Response**

free and levy obligation of "C" Heavy Molasses having standard sucrose contents, contracted selling price of the products in respect of contracted sales, Molasses Policy of State Government for determination of levy obligation of molasses for the Molasses Year 2023-24, management plan to supply the grade of molasses for the fulfillment of stipulated "B" Heavy Levy Molasses obligation and initiatives taken by the Government with respect to sugar industry as a whole, for determination of NRV/ Derived NRV of the products.

Based on the above procedures performed, the management's determination of COP and NRV/ derived NRV of finished and by-products as at year-end and the comparison of COP with NRV for the valuation of inventory is considered to be reasonable

Information Other than the standalone financial statements and Auditor's Report Thereon

The Company's Board of Directors is responsible for the other information. The other information comprises the information included in the Management Discussion and Analysis, Directors' Report including Annexures to Directors' Report and Corporate Governance and Shareholder's information, but does not include the standalone financial statements and our auditor's report thereon.

Our opinion on the standalone financial statements does not cover the other information and we do not express any form of assurance conclusion thereon.

In connection with our audit of the standalone financial statements, our responsibility is to read the other information and, in doing so, consider whether the other information is materially inconsistent with the standalone financial statements or our knowledge obtained during the course of our audit or otherwise appears to be materially misstated.

If, based on the work we have performed, we conclude that there is a material misstatement of this other information, we are required to report that fact. We have nothing to report in this regard.

Responsibilities of Management and Those Charged with Governance for the standalone financial statements

The Company's Board of Directors is responsible for the matters stated in section 134(5) of the Act with respect to the preparation of these standalone financial statements that give a true and fair view of the financial position, financial performance including other comprehensive income, changes in equity and cash flows of the Company in accordance with accounting principles generally accepted in India, including the Indian Accounting Standards (Ind AS) specified under Section 133 of the Act, read with the Companies (Indian Accounting Standards) Rules, 2015, as amended, thereof.

This responsibility also includes maintenance of adequate accounting records in accordance with the provisions of the Act for safeguarding the assets of the Company and for preventing and detecting frauds and other irregularities; selection and application of appropriate accounting policies; making judgments and estimates that are reasonable and prudent; design, implementation and maintenance of adequate internal financial controls, that were operating effectively for ensuring the accuracy and completeness of the accounting records, relevant to the preparation and presentation of the standalone financial statements that give a true and fair view and are free from material misstatement, whether due to fraud or error.

In preparing the standalone financial statements, management is responsible for assessing the Company's ability to continue as a going concern, disclosing, as applicable, matters related to going concern and using the going concern basis of accounting unless management either intends to liquidate the Company or to cease operations, or has no realistic alternative but to do so. The Board of Directors is responsible for overseeing the Company's financial reporting process.

Auditor's Responsibilities for the Audit of the standalone financial statements

Our objectives are to obtain reasonable assurance about whether the standalone financial statements as a whole are free from material misstatement, whether due to fraud or error, and to issue an auditor's report that includes our opinion. Reasonable assurance is a high level of assurance, but is not a guarantee that an audit conducted in accordance with SAs will always detect a material misstatement when it exists. Misstatements can arise from fraud or error and are considered material if, individually or in the aggregate, they could reasonably be expected to influence the economic decisions of users taken on the basis of these standalone financial statements.

As part of an audit in accordance with SAs, we exercise professional judgment and maintain professional scepticism throughout the audit. We also:

- Identify and assess the risks of material misstatement of the standalone financial statements, whether due to fraud or error, design and perform audit procedures responsive to those risks, and obtain audit evidence that is sufficient and appropriate to provide a basis for our opinion. The risk of not detecting a material misstatement resulting from fraud is higher than for one resulting from error, as fraud may involve collusion, forgery, intentional omissions, misrepresentations, or the override of internal control.
- Obtain an understanding of internal financial control relevant to the audit in order to design audit procedures that are appropriate in the circumstances. Under section 143(3)(i) of the Act, we are also responsible for expressing our opinion on whether the Company has adequate internal financial controls system in place and the operating effectiveness of such controls.
- Evaluate the appropriateness of accounting policies used and the reasonableness of accounting estimates and related disclosures made by the management.
- Conclude on the appropriateness of management's use of the going concern basis of accounting and, based on the audit evidence obtained, whether a material uncertainty exists related to events or conditions that may cast significant doubt on the Company's ability to continue as a going concern. If we conclude that a material uncertainty exists, we are required to draw attention in our auditor's report to the related disclosures in the standalone financial statements or, if such disclosures are inadequate, to modify our opinion. Our conclusions are based on the audit evidence obtained up to the date of our auditor's report. However, future events or conditions may cause the Company to cease to continue as a going concern.
- Evaluate the overall presentation, structure and content of the standalone financial statements, including the disclosures, and whether the standalone financial statements represent the underlying transactions and events in a manner that achieves fair presentation.

Materiality is the magnitude of misstatements in the standalone financial statements that, individually or in aggregate, makes it probable that the economic decisions of a reasonably knowledgeable user of the standalone financial statements may be influenced. We consider quantitative materiality and qualitative factors in (i) planning the scope of our audit work and in evaluating the results of our work; and (ii) to evaluate the effect of any identified misstatements in the standalone financial statements.

We communicate with those charged with governance regarding, among other matters, the planned scope and timing of the audit and significant audit findings, including any significant deficiencies in internal control that we identify during our audit.

We also provide those charged with governance with a statement that we have complied with relevant ethical requirements regarding independence, and to communicate with them all relationships

and other matters that may reasonably be thought to bear on our independence, and where applicable, related safeguards.

From the matters communicated with those charged with governance, we determine those matters that were of most significance in the audit of the standalone financial statements of the current period and are therefore the key audit matters. We describe these matters in our auditor's report unless law or regulation precludes public disclosure about the matter or when, in extremely rare circumstances, we determine that a matter should not be communicated in our report because the adverse consequences of doing so would reasonably be expected to outweigh the public interest benefits of such communication.

Report on Other Legal and Regulatory Requirements

1. As required by the Companies (Auditor's Report) Order, 2020 ("the Order") issued by the Central Government of India in terms of Section 143(11) of the Act, we give in "Annexure A" a statement on the matters specified in paragraphs 3 and 4 of the Order.
2. As required by Section 143(3) of the Act, based on our audit, we report that:
 - a) We have sought and obtained all the information and explanations which, to the best of our knowledge and belief, were necessary for the purposes of our audit of the aforesaid standalone financial statements;
 - b) In our opinion, proper books of account as required by law have been kept by the Company so far as it appears from our examination of those books;
 - c) The balance sheet, the statement of profit and loss including other comprehensive income, statement of cash flow and the statement of changes in equity dealt with by this Report are in agreement with the relevant books of account;
 - d) In our opinion, the aforesaid standalone financial statements comply with the Ind AS specified under Section 133 of the Act, read with Companies (Indian Accounting Standards) relevant Rules, 2015, as amended,;
 - e) On the basis of the written representations received from the directors as on March 31, 2024 and taken on record by the Board of Directors, none of the directors is disqualified as on March 31, 2024 from being appointed as a director in terms of Section 164 (2) of the Act;
 - f) With respect to the adequacy of the internal financial controls with reference to standalone financial statements of the Company and the operating effectiveness of such controls, refer to our separate Report in "Annexure B". Our report expresses an unmodified opinion on the adequacy and operating effectiveness of the Company's internal financial controls with reference to standalone financial statements.

- g) With respect to the other matters to be included in the Auditor's Report in accordance with the requirements of section 197(16) of the Act, as amended: we report that in our opinion and to the best of our information and according to the explanations given to us, the remuneration paid by the Company to its directors during the year is in accordance with the provisions of section 197 of the Act; and
- h) With respect to the other matters to be included in the Auditor's Report in accordance with Rule 11 of the Companies (Audit and Auditors) Rules, 2014, as amended, in our opinion and to the best of our information and according to the explanations given to us:
- i. The Company has disclosed the impact of pending litigation as at March 31, 2024 on its financial position in its standalone financial statements – Refer Note 40 to the standalone financial statements;
 - ii. The Company does not have any long term contracts, including derivatives contracts, for which there were any material foreseeable losses as at March 31, 2024;
 - iii. There has been no delay in transferring amounts required to be transferred to the Investor Education and Protection Fund by the Company during the year ended March 31, 2024.
 - iv. (a) The Management has represented to us that, to the best of its knowledge and belief, other than as disclosed in the notes to the accounts, no funds (which are material either individually or in aggregate) have been advanced or loaned or invested (either from borrowed funds or share premium or any other sources or kind of funds) by the company to or in any other persons or entities, including foreign entities ("Intermediaries"), with the understanding, whether recorded in writing or otherwise, that the Intermediary shall, whether, directly or indirectly lend or invest in other persons or entities identified in any manner whatsoever by or on behalf of the company ("Ultimate Beneficiaries") or provide any guarantee, security or the like on behalf of the Ultimate Beneficiaries;
 - (b) The Management has represented to us that, to the best of its knowledge and belief, other than as disclosed in the notes to the accounts, no funds (which are material either individually or in aggregate) have been received by the company from any person(s) or entities, including foreign entities ("Funding Parties"), with the understanding, whether recorded in writing or otherwise, that the company shall, whether, directly or indirectly, lend or invest in other persons or entities identified in any manner whatsoever by or on behalf of the Funding Party ("Ultimate Beneficiaries") or provide any guarantee, security or the like on behalf of the Ultimate Beneficiaries;
 - (c) Based on our audit procedure conducted that have been considered reasonable and appropriate in the circumstances, nothing has come to our attention that has caused us to believe that the representation under sub-clause (i) and (ii) of Rule 11 (e) as provided under paragraph (2) (h) (iv) (a) & (b) above, contain any material misstatement.
 - v. In our opinion and as per information and explanation given to us, the final dividend of ₹3.50 per share paid by the company during the year for the financial year 2022-23 and the final dividend of ₹2.50 per shares proposed by the Board of Directors in its meeting held on April 24, 2024 for the financial year 2023-24 are in accordance with Section 123 of the Act.
 - vi. Based on our examination which included test checks, the company has used an accounting software for maintaining its books of account which has a feature of recording audit trail (edit log) facility and the same has operated throughout the year for all relevant transactions recorded in the software. Further, during the course of our audit we did not come across any instance of audit trail feature being tampered with.

For **Mittal Gupta & Co.**
Chartered Accountants
Firm's Registration No. 001874C
Bihari Lal Gupta
Partner
Membership No. 073794
UDIN: 24073794BKEOBJ8619

Place : New Delhi
Date : April 24, 2024



Annexure A to the Independent Auditor's Report to the members of Dhampur Bio Organics Limited on its standalone financial statements for the year ended March 31, 2024.

Report on the matters specified in paragraph 3 of the Companies (Auditor's Report) Order, 2020 ("the Order") issued by the Central Government of India in terms of section 143(11) of the Companies Act, 2013 ("the Act") as referred to in paragraph 1 of 'Report on Other Legal and Regulatory Requirements' section.

To the best of our information and according to the explanations provided to us by the Company and the books of account and records examined by us in the normal course of audit, we state that:

- i. (a) (A) The Company has maintained proper records showing full particulars including quantitative details and situation of property, plant and equipment and relevant details of right-of use assets.
(B) The Company has maintained proper records showing full particulars of intangible assets.
- (b) The property, plant and equipment and right-of use assets have been physically verified by the management according to the programme of periodical verification in a phased manner which, in our opinion, is reasonable having regard to the size of the company and the nature of its property, plant and equipment. The discrepancies, if any, noticed on such physical verification have been properly dealt with in the books of accounts.
- (c) According to the information and explanation given to us and on the basis of our examination of the records of the Company, the title deed of immovable properties (other than properties where the company is the lessee and the lease agreements are duly executed in favour of the lessee/demerged company), are held in the name of the company. However, as stated in the note no. 3 the mutation of certain properties are yet to be registered in the name of the company in the records of local authorities.
- (d) The Company has not revalued its property, plant and equipment (including right-of use assets) and intangible assets during the year.
- (e) There are no proceedings initiated or are pending against the Company as at March 31, 2024 for holding any benami property under the Prohibition of Benami Property Transactions Act, 1988 (as amended in 2016) and rules made thereunder.
- ii. (a) In our opinion and according to the information and explanations given to us, the procedures of physical verification of inventories, followed by the management, are reasonable and adequate in relation to the size of the Company and the nature of its business. The discrepancies noticed on verification between the physical stocks and the book records in each class of inventory is less than 10% and have been properly dealt with in the books of accounts.
- (b) As disclosed in note 48 to the standalone financial statements, the Company has been sanctioned working capital limits in excess of Rupees five crores in aggregate from banks during the year on the basis of primary security of current assets of the Company but utilization of sanctioned limits has been allowed by the lenders based drawing power calculated on the value of stocks reported in the weekly stock statements. The management represented us that the value of stock, as stated in the stock statements and as recorded in the books at quarter-end, will always differ on account of differential valuation methods of inventories, which have been explained in details in the said note. It is further represented by the management that the value of receivables and creditors is reported in the stock statement based on provisional data, pending finalization of quarterly/yearly accounts and there might be some immaterial differences in the provisional and final figures. For the aforesaid reasons, there are differences in the amounts reported in the stock statements and the carrying amounts on the final books of accounts and the same have been reported in the aforesaid note by the management. We have verified the quantity of inventories and the value of spares and stores, debtors, creditors etc., as reported in the stock statements, as at the end of each quarter with the books of accounts and records maintained by the company and report that there exists no material differences in these figures.
- iii According to the information and explanations given to us, the Company has not made any investment in, or granted any loans or advances in the nature of loans, secured or unsecured, to companies, firms and limited liability partnership or any other parties during the year. However, during the year, the Company has provided guarantee and security to ICICI Bank Ltd. for issuing SBLC to secure working capital facilities of USD 5.60 million to be availed from foreign bank/branch by its wholly owned foreign subsidiary, Dhampur International Pte. Ltd., Singapore (DIPL). However, DIPL has not utilized the said facility during the year and there is no outstanding in the said SBLC backed facility at the year-end. In our opinion, the security and guarantee provided by the company during the year is not prejudicial to the company's interest. The other provisions of reporting under clause 3 (iii) (a), (c) to (f) of the Order is not applicable to the company.
- iv In our opinion and according to the information and explanations given to us, the Company has complied with provisions of Sections 185 and 186 of the Act in respect of Loans

granted, Investments made and guarantees and securities provided, as applicable.

- v. According to the information and explanations given to us, the Company has not accepted any deposits or amounts which are deemed to be deposits within the meaning of provisions of sections 73 to 76 or any other relevant provisions of the Act and the Rules framed there under. Accordingly, reporting under clause 3 (v) of the Order is not applicable to the Company.
- vi. We have broadly reviewed the books of account relating to materials, labour and other items of cost maintained by the Company as specified by the Central Government of India under section 148(1) of the Act and are of the opinion that prima facie, the prescribed accounts and records have been made and maintained. We have not, however, made a detailed

examination of the records with a view to determining whether they are accurate and complete.

- vii. (a) According to the records of the Company examined by us and as per the information and explanations given to us, in our opinion, the Company has generally been regular in depositing its undisputed statutory dues including provident fund, income-tax, goods and service tax, duty of excise, cess and any other material statutory dues, as applicable, with the appropriate authorities. Employees' state insurance, sales-tax, services tax, duty of customs and value added tax are not applicable on the company. Further, there were no undisputed amounts outstanding at the year-end for a period of more than six months from the date they became payable except income tax demand of ₹ 0.05 Crores on processing of TDS returns.

- (b) According to the information and explanations given to us and the records of the Company examined by us, the amounts of statutory dues, including the dues of duty of excise, service tax, value-added tax, sales taxes, entry tax, income tax and other statutory dues not deposited on account of dispute along with the forum where the dispute are pending are as follows:

| Name of the Statute | Name of Dues | Amount (₹ in Crore) | Period to which the amount relates | Forum where the dispute is pending |
|---|----------------------|------------------------|---------------------------------------|--|
| UP Trade Tax 1948 | Trade Tax | 0.05 | 1996-97 | Hon'ble High Court of Allahabad |
| UP Value Added Tax, 2008 | VAT | 0.53 | 2009-10 and 2010-11 | Hon'ble High Court of Allahabad |
| U.P. Tax on Entry of Goods into Local Area Act, 2007 | Entry Tax | 0.88 | 2001-02 | Hon'ble High Court of Allahabad |
| U.P. Tax on Entry of Goods into Local Area Act, 2007 | Entry Tax | 1.77 | 2005-06 | Hon'ble High Court of Allahabad |
| U.P. Tax on Entry of Goods into Local Area Act, 2007 | Entry Tax | 1.35 | 2006-07 | Hon'ble High Court of Allahabad |
| U.P. Sugarcane (Purchase Tax) Act, 1961 | Cane Purchase Tax | 2.88 | 2017-18 | Hon'ble High Court of Allahabad |
| The Indian Stamp Act, 1899 | Stamp Duty | 18.01 | 2012-13 | Chief Controlling Revenue Authority , Allahabad |
| The Indian Stamp Act, 1899 | Stamp Duty | 0.25 | 2003-04 | Hon'ble High Court of Allahabad |
| Income Tax Act, 1961 | Income Tax | 1.09 | 2022-23 | Commissioner of Income tax |

- viii. According to the information and explanations given to us, Company has not surrendered or disclosed any transactions, previously unrecorded in the books of accounts, in the tax assessments under the Income Tax Act, 1961, as income during the year. Accordingly, the requirement to report on clause 3(viii) of the Order is not applicable to the Company.
- ix. (a) According to the information and explanations given to us and as per the books and records examined by us, in our opinion, the Company has not defaulted in repayment of loans or other borrowings or in the payment of interest thereon to any lender including the loans and interest which are repayable on demand.
- (b) According to the information and explanations given to us and the records of the Company examined by us including

representation received from the management, the Company has not been declared wilful defaulter by any bank, financial institution or other lenders or government or any government authority.

- (c) Term loans were applied for the purpose for which the loans were obtained.
- (d) On an overall examination of the standalone financial statements of the Company, prima facie, no funds raised on short-term basis have been used for long-term purposes by the Company.
- (e) In our opinion and according to the information and explanation given to us, the Company has not taken any funds from any entity or person on account of or to meet the obligations of its subsidiary.

- (f) In our opinion and according to the information and explanation given to us, the Company has not raised any loan during the year on pledge of security held in its subsidiary.
- x (a) According to the information and explanations given to us and as per the books and records examined by us, the company has not raised money by way of initial public offer or further public offer (including debt instruments). Accordingly, reporting under clause 3 (x) (a) of the Order is not applicable to the Company.
- (b) According to the information and explanations given to us and as per the books and records examined by us, the company has not made any preferential allotment or private placement of shares or convertible debentures during the year. Accordingly, reporting under clause 3 (x) (b) of the Order is not applicable to the Company.
- xi (a) To the best of our knowledge and according to the information and explanations given to us, no fraud by the Company and no material fraud on the Company has been noticed or reported during the year. Accordingly, reporting under clause 3 (xi) (a) and (b) of the Order is not applicable to the Company.
- (b) No report under sub-section (12) of section 143 of Companies Act has been filed in Form ADT-4 as prescribed under Rule 13 of Companies (Audit and Auditor) Rules, 2014 with the Central Government during the year up to the date of this report.
- (c) According to the information & explanations and representation made by the management, no whistle-blower complaints have been received during the year (and up to the date of the report) by the company.
- xii In our opinion, the Company is not a Nidhi Company. Accordingly, reporting under clause 3 (xii) (a) to (c) of the Order is not applicable to the Company.
- xiii According to the information and explanations given to us and based on our examination of the records of the Company, transactions with the related parties are in compliance with sections 177 and 188 of the Act and details of such transactions have been disclosed in the standalone financial statements as required by applicable accounting standards.
- xiv (a) The Company has an internal audit system commensurate with the size and nature of its business.
- (b) The internal audit reports of the Company issued till the date of the audit report, for the period under audit have been considered by us.
- xv In our opinion, and according to the information and explanations given to us, the Company has not entered into any non-cash transactions with directors or persons connected with him and hence the requirement to report on clause 3 (xv) of the Order is not applicable to the Company.
- xvi (a) The provisions of section 45-IA of the Reserve Bank of India Act, 1934 (2 of 1934) are not applicable to the Company. Further, the Company is not a Core Investment Company as defined in the regulations made by Reserve Bank of India. Accordingly, the requirement to report on clause 3 (xvi) (a) to (b) of the Order is not applicable to the Company.
- (b) According to the information and explanations given to us, including representation from the management, there is not more than one core investment company within the Group (as defined in the Core Investment Companies (Reserve Bank) Directions, 2016).
- xvii In our opinion, and according to the information and explanations provided to us, the Company has not incurred cash losses in the current financial year and in the immediate preceding financial year.
- xviii There has been no resignation of the statutory auditors during the year. Accordingly, provisions of clause (xviii) of the Order are not applicable to the Company.
- xix According to the information and explanations given to us and on the basis of the financial ratios, ageing and expected dates of realization of financial assets and payment of financial liabilities, other information accompanying the standalone financial statements, our knowledge of the Board of Directors and management plans and based on our examination of the

evidence supporting the assumptions, nothing has come to our attention, which causes us to believe that any material uncertainty exists as on the date of the audit report that company is not capable of meeting its liabilities existing at the date of balance sheet as and when they fall due within a period of one year from the balance sheet date. We, however, state that this is not an assurance as to the future viability of the company. We further state that our reporting is based on the facts up to the date of the audit report and we neither give any guarantee nor any assurance that all liabilities falling due within a period of one year from the balance sheet date, will get discharged by the company as and when they fall due.

- xx (a) In respect of other than ongoing projects, there are no unspent amounts that are required to be transferred to a fund specified in Schedule VII of the Act, in compliance with the second proviso to sub section 5 of section 135 of the Act.

- (b) There are no unspent amounts pursuant to ongoing projects that are required to be transferred to a special account in compliance of the provision of sub section (6) of section 135 of the Companies Act.

For **Mittal Gupta & Co.**
Chartered Accountants
Firm's Registration No. 001874C

Bihari Lal Gupta
Partner

Place : New Delhi
Date : April 24, 2024

Membership No. 073794
UDIN: 24073794BKEOBJ8619



Annexure B” to the Independent Auditor’s Report to the members of Dhampur Bio Organics Limited (‘the Company’) on its standalone financial statements for the year ended March 31, 2024 .

Report on the Internal Financial Controls with reference to standalone financial statements under Clause (i) of Sub-section 3 of Section 143 of the Companies Act, 2013 (“the Act”) as referred to in paragraph 2(f) of ‘Report on Other Legal and Regulatory Requirements’ section.

We have audited the internal financial controls with reference to standalone financial statements of **Dhampur Bio Organics Limited** (“the Company”) as of March 31, 2024 in conjunction with our audit of the Ind AS standalone financial statements of the Company for the year ended on that date.

Management’s Responsibility for Internal Financial Controls

The Management and Board of Directors of the Company is responsible for establishing and maintaining internal financial controls based on the internal control with reference to financial reporting criteria established by the Company considering the essential components of internal control stated in the Guidance Note on Audit of Internal Financial Controls Over Financial Reporting issued by the Institute of Chartered Accountants of India (“ICAI”). These responsibilities include the design, implementation and maintenance of adequate internal financial controls that were operating effectively for ensuring the orderly and efficient conduct of its business, including adherence to the Company’s policies, the safeguarding of its assets, the prevention and detection of frauds and errors, the accuracy and completeness of the accounting records, and the timely preparation of reliable financial information, as required under the Act.

Auditor’s Responsibility

Our responsibility is to express an opinion on the Company’s internal financial controls with reference to standalone financial statements of the Company based on our audit.

We conducted our audit in accordance with the Guidance Note on Audit of Internal Financial Controls Over Financial Reporting (the “Guidance Note”) and the Standards on Auditing prescribed under section 143(10) of the Act, to the extent applicable to an audit of internal financial controls, both applicable to an audit of Internal Financial Controls and, both issued by the Institute of Chartered Accountants of India. Those Standards and the Guidance Note require that we comply with ethical requirements and plan and perform the audit to obtain reasonable assurance about whether adequate internal financial controls with reference to standalone financial statements were established and maintained and if such controls operated effectively in all material respects.

Our audit involves performing procedures to obtain audit evidence about the adequacy of the internal financial controls system with reference to standalone financial statements and their operating effectiveness.

Our audit of internal financial controls with reference to standalone financial statements included obtaining an understanding of internal financial controls with reference to standalone financial statements, assessing the risk that a material weakness exists, and testing and evaluating the design and operating effectiveness of internal control based on the assessed risk. The procedures selected depend on the auditor’s judgement, including the assessment of the risks of material misstatement of the standalone financial statements, whether due to fraud or error.

We believe that the audit evidence we have obtained, is sufficient and appropriate to provide a basis for our audit opinion on the Company’s internal financial controls system with reference to standalone financial statements.

Meaning of Internal Financial Controls with reference to standalone financial statements

A Company’s internal financial control with reference to standalone financial statements is a process designed to provide reasonable assurance regarding the reliability of financial reporting and the preparation of standalone financial statements for external purposes in accordance with generally accepted accounting principles. A company’s internal financial control with reference to standalone financial statements includes those policies and procedures that:

- a) pertain to the maintenance of records that, in reasonable detail, accurately and fairly reflect the transactions and dispositions of the assets of the company;
- b) provide reasonable assurance that transactions are recorded as necessary to permit preparation of standalone financial statements in accordance with generally accepted accounting principles, and that receipts and expenditures of the company are being made only in accordance with authorization of management and directors of the company; and
- c) provide reasonable assurance regarding prevention or timely detection of unauthorized acquisition, use, or disposition of the company’s assets that could have a material effect on the standalone financial statements.

Inherent Limitations of Internal Financial Controls with reference to standalone financial statements

Because of the inherent limitations of internal financial controls with reference financial reporting, including the possibility of collusion or improper management override of controls, material misstatements due to error or fraud may occur and not be detected. Also,

projections of any evaluation of the internal financial controls with reference to standalone financial statements for future periods are subject to the risk that the internal financial control with reference to standalone financial statements may become inadequate because of changes in conditions, or that the degree of compliance with the policies or procedures may deteriorate.

Opinion

In our opinion, to the best of our information and according to the explanations given to us, the Company has, in all material respects, an adequate internal controls system with reference to standalone financial statements and such internal controls with reference to standalone financial statements were operating effectively as at March 31, 2024, based on the criteria for internal financial control with reference to standalone financial statements established by the Company considering the essential components of internal control

stated in the Guidance Note on Audit of Internal Financial Controls over the financial statements issued by the Institute of Chartered Accountants of India.

For **Mittal Gupta & Co.**
Chartered Accountants
Firm's Registration No. 001874C

Place : New Delhi
Date : April 24, 2024

Bihari Lal Gupta
Partner
Membership No. 073794
UDIN: 24073794BKEOBJ8619



Standalone Balance Sheet

As at March 31, 2024

(₹ in Crore)

| Particulars | Note No. | As at March 31, 2024 | As at March 31, 2023 |
|--|----------------|-------------------------|-------------------------|
| ASSETS | | | |
| Non-Current Assets | | | |
| Property, Plant and Equipment | 3 | 1,026.92 | 902.14 |
| Right-of-Use Assets | 4 | 9.49 | 7.13 |
| Capital Work-in-progress | 5 | 12.95 | 36.17 |
| Intangible Assets | | - | - |
| Financial Assets | | | |
| (i) Investments | 6 | 28.16 | 27.21 |
| (ii) Others | 7 (i) | 1.82 | 2.21 |
| Tax Assets | 8 | 0.40 | 0.40 |
| Other Non Current Assets | 9 (i) | 9.63 | 4.50 |
| Total Non-Current Assets | (a) | 1,089.37 | 979.76 |
| Current Assets | | | |
| Inventories | 10 | 1,082.55 | 819.29 |
| Financial Assets | | | |
| (i) Trade Receivables | 11 | 87.53 | 133.22 |
| (ii) Cash and Cash Equivalents | 12 | 2.38 | 98.41 |
| (iii) Bank balances other than (ii) above | 13 | 4.08 | 3.41 |
| (vi) Others | 7 (ii) | 0.90 | 0.48 |
| Current Tax Assets (Net) | 22 | 5.56 | - |
| Other Current Assets | 9 (ii) | 41.22 | 43.23 |
| Total Current Assets | (b) | 1,224.22 | 1,098.04 |
| Total Assets | (a+b) | 2,313.59 | 2,077.80 |
| EQUITY AND LIABILITIES | | | |
| Equity | | | |
| Equity Share Capital | 14 | 66.39 | 66.39 |
| Other Equity | 15 | 954.27 | 929.32 |
| Total Equity | (c) | 1,020.66 | 995.71 |
| Non-Current Liabilities | | | |
| Financial Liabilities | | | |
| (i) Borrowings | 16 (i) | 176.95 | 168.71 |
| (ii) Lease Liabilities | 17 (i) | 6.61 | 4.76 |
| Provisions | 20 (i) | 23.22 | 21.33 |
| Deferred tax liabilities (Net) | 23 | 34.38 | 27.73 |
| Other Non-Current Liabilities | 21 (i) | 0.06 | 0.06 |
| Total Non-Current Liabilities | (d) | 241.22 | 222.59 |
| Current Liabilities | | | |
| Financial Liabilities | | | |
| (i) Borrowings | 16 (ii) | 869.86 | 634.58 |
| (ii) Lease Liabilities | 17 (ii) | 3.53 | 2.26 |
| (iii) Trade Payables | 18 | | |
| (a) Due to Micro and Small Enterprises | | 7.19 | 4.65 |
| (b) Other than Micro and Small Enterprises | | 130.04 | 159.23 |
| (iv) Other Financial Liabilities | 19 | 18.70 | 34.28 |
| Provisions | 20 (ii) | 3.81 | 3.51 |
| Other Current Liabilities | 21 (ii) | 18.58 | 20.12 |
| Current Tax Liabilities (Net) | 22 | - | 0.87 |
| Total Current Liabilities | (e) | 1,051.71 | 859.50 |
| Total Equity And Liabilities | (c+d+e) | 2,313.59 | 2,077.80 |

The accompanying notes from 1 to 59 form an integral part of the standalone financial statements.

This is the Standalone Balance Sheet referred to in our report of even date

For **Mittal Gupta & Co.**
Chartered Accountants
Firm Registration No.: 001874C

For and on behalf of Board of Directors
Dhampur Bio Organics Limited

Bihari Lal Gupta
Partner
M. No.: 073794
Place : New Delhi
Date : April 24, 2024

Vijay Kumar Goel
Chairman
DIN : 00075317
Place: New Delhi
Date : April 24, 2024

Gautam Goel
Managing Director
DIN : 00076326

Sandeep Kumar
Whole Time Director
DIN : 06906510

Nalin Kumar Gupta
Chief Financial Officer

Ashu Rawat
Company Secretary

Standalone Statement of Profit and Loss

For the year ended March 31, 2024

(₹ in Crore)

| Particulars | Note No. | For the year ended March 31, 2024 | For the year ended March 31, 2023 |
|---|----------|--------------------------------------|--------------------------------------|
| INCOME | | | |
| I. Revenue from Operations | 24 | 2,361.16 | 2,648.60 |
| II. Other Income | 25 | 23.72 | 9.62 |
| III. Total Income (I+II) | | 2,384.88 | 2,658.22 |
| EXPENSES | | | |
| (a) Cost of Raw Materials Consumed | 26 | 1,604.14 | 1,588.25 |
| (b) Excise duty on sale of goods | 27 | 529.98 | 246.91 |
| (c) Purchase of Stock-in-Trade | 28 | 1.87 | 3.90 |
| (d) Changes in inventories of finished goods, work-in-progress and stock-in-trade | 29 | (264.45) | 243.95 |
| (e) Employees benefits expenses | 30 | 93.94 | 105.46 |
| (f) Depreciation and Amortisation | 31 | 49.46 | 40.32 |
| (g) Finance costs | 32 | 45.27 | 40.74 |
| (h) Other Expenses | 33 | 260.22 | 270.25 |
| (i) Pre-Operative and trial run expenses capitalised | 34 | (2.42) | (13.41) |
| IV. Total Expenses (a to i) | | 2,318.01 | 2,526.37 |
| V. Profit Before Exceptional Items and Tax (III-IV) | | 66.87 | 131.85 |
| VI. Exceptional Items | 35 | - | (3.93) |
| VII. Profit Before Tax (V-VI) | | 66.87 | 135.78 |
| VIII. Tax Expense | | | |
| (a) Current Tax | 36 | 11.09 | 22.43 |
| (b) Deferred Tax | 36 | 6.96 | 1.33 |
| IX. Profit for after tax the year (VII-VIII) | | 48.82 | 112.02 |
| X. Other Comprehensive Income | | | |
| A (i) Items that will not be reclassified to profit or loss | 37 | | |
| - Remeasurement benefits (losses) on defined benefit obligation | | (1.22) | (2.44) |
| (ii) Tax on above | | 0.31 | 0.61 |
| B (i) Items that will be reclassified to profit or loss | | - | - |
| (ii) Tax on above | | - | - |
| Other Comprehensive Income to be transferred to Other Equity for the year | | (0.91) | (1.83) |
| XI. Total Comprehensive Income for the year (IX+X) | | 47.91 | 110.19 |
| XII. Earnings Per Share : | | | |
| Basic & Diluted : (₹) | 38 | 7.35 | 16.87 |

The accompanying notes from 1 to 59 form an integral part of the standalone financial statements.

This is the Standalone Profit and Loss referred to in our report of even date

For **Mittal Gupta & Co.**
Chartered Accountants
Firm Registration No.: 001874C

For and on behalf of Board of Directors
Dhampur Bio Organics Limited

Bihari Lal Gupta
Partner
M. No.: 073794
Place : New Delhi
Date : April 24, 2024

Vijay Kumar Goel
Chairman
DIN : 00075317
Place: New Delhi
Date : April 24, 2024

Gautam Goel
Managing Director
DIN : 00076326

Sandeep Kumar
Whole Time Director
DIN : 06906510

Nalin Kumar Gupta
Chief Financial Officer

Ashu Rawat
Company Secretary



Standalone Statement of Cash Flow

For the year ended March 31, 2024

(₹ in Crore)

| Particulars | For the year ended March 31, 2024 | For the year ended March 31, 2023 |
|--|--------------------------------------|--------------------------------------|
| A. Cash flow from operating activities | | |
| Net Profit Before Exceptional Items and Tax: | 66.87 | 131.85 |
| Adjustments for: | | |
| Interest income | (1.33) | (0.36) |
| Loss/(Profit) on Sale of Property, Plant and Equipment and Intangible assets (net) | (13.79) | (0.03) |
| Transfer to Sugar Molasses Fund | 0.28 | 0.26 |
| Depreciation and Amortisation | 49.46 | 40.32 |
| Interest expense | 45.27 | 40.74 |
| Allowances for expected credit loss | 0.70 | 0.80 |
| Foreign exchange (gain)/loss (net) | - | 0.09 |
| Foreign Guarantee Income | (0.83) | - |
| Bad debts written-off/ (balance written back) | (1.90) | (6.99) |
| Operating cash flow before working capital changes | 144.73 | 206.68 |
| Changes in inventories | (263.26) | 237.35 |
| Changes in trade and other receivables | 44.99 | (26.04) |
| Changes in other non current and current financial asset | 0.10 | (0.45) |
| Changes in other non current and other current assets | 4.42 | (11.49) |
| Changes in trade and other payables | (26.35) | 2.25 |
| Changes in other non-current and other current financial liabilities | (9.40) | 3.80 |
| Changes in other non-current and other current liabilities | 0.90 | (4.31) |
| Changes in long term and short term provision | (0.80) | 1.06 |
| Cash generated from / (used in) operations | (104.67) | 408.85 |
| Income taxes paid | (17.52) | (22.63) |
| Net Cash Generated from/ (used in) Operating Activities | (122.19) | 386.22 |
| B. Cash flow from investing activities | | |
| Purchase of Property, Plant and Equipment and Intangible assets | (170.68) | (223.27) |
| Proceeds from sale of Property, Plant and Equipment and Intangible assets | 26.66 | 13.15 |
| Investment in Subsidiary Co. | - | (16.66) |
| Interest received | 1.21 | 0.17 |
| Changes in fixed deposit placed with Banks | (0.67) | (1.63) |
| Net cash generated from/ (used in) investing activities | (143.48) | (228.24) |

Standalone Statement of Cash Flow

For the year ended March 31, 2024

(₹ in Crore)

| Particulars | For the year ended March 31, 2024 | For the year ended March 31, 2023 |
|---|--------------------------------------|--------------------------------------|
| C. Cash flow from financing activities | | |
| Payment of lease liability | (3.89) | (3.46) |
| Dividend paid | (23.12) | - |
| Repayment of long term borrowings | (78.28) | (63.44) |
| Proceeds from long term borrowings | 72.33 | 140.00 |
| Proceeds/ (Repayment) of short term borrowings | 248.39 | (104.45) |
| Finance Cost paid | (45.79) | (46.77) |
| Net cash generated from / (used in) financing activities | 169.64 | (78.12) |
| Net increase in cash and cash equivalents (A+B+C) | (96.03) | 79.86 |
| Cash and cash equivalents at the beginning of year | 98.41 | 18.55 |
| Cash and cash equivalents at the end of year | 2.38 | 98.41 |

Note :

- The above standalone statement of cash flow has been prepared under the indirect method set out in Indian Accounting Standard (Ind AS) 7.
- Figures in brackets indicate cash outflow from respective activities.

Cash and cash equivalents as at the Balance Sheet date consists of :

(₹ in Crore)

| Particulars | As at March 31, 2024 | As at March 31, 2023 |
|---|-------------------------|-------------------------|
| Cash in hand | 0.51 | 0.45 |
| Fixed Deposit | - | 97.00 |
| Balances with banks | 1.87 | 0.96 |
| Total Cash & Cash Equivalents at the end of the year | 2.38 | 98.41 |

The accompanying notes from 1 to 59 form an integral part of the standalone financial statements.

This is the Standalone Statement of cash Flow referred to in our report of even date

For **Mittal Gupta & Co.**
Chartered Accountants
Firm Registration No.: 001874C

For and on behalf of Board of Directors
Dhampur Bio Organics Limited

Bihari Lal Gupta
Partner
M. No.: 073794

Vijay Kumar Goel
Chairman
DIN : 00075317

Gautam Goel
Managing Director
DIN : 00076326

Sandeep Kumar
Whole Time Director
DIN : 06906510

Nalin Kumar Gupta
Chief Financial Officer

Ashu Rawat
Company Secretary

Place : New Delhi
Date : April 24, 2024

Place: New Delhi
Date : April 24, 2024



Standalone Statement of Changes in Equity

For the year ended March 31, 2024

A. Equity Share Capital

| | No. of Shares | (₹ in Crore) |
|--|-----------------|--------------|
| Balance as at April 1, 2022 | 66387590 | 66.39 |
| Change in Equity shares Capital due to prior period errors | - | - |
| Restated balance at April 1, 2022 | 66387590 | 66.39 |
| Changes in Equity Share Capital during the year | - | - |
| Balance as at March 31, 2023 | 66387590 | 66.39 |
| Balance as at April 1, 2023 | 66387590 | 66.39 |
| Change in Equity shares Capital due to prior period errors | - | - |
| Restated balance at April 1, 2023 | 66387590 | 66.39 |
| Changes in Equity Share Capital during the year | - | - |
| Balance as at March 31, 2024 | 66387590 | 66.39 |

B. Other Equity

(₹ in Crore)

| Particulars | Reserves & Surplus | | Other Comprehensive Income | | Total |
|--|--------------------|------------------------------------|----------------------------|--|---------------|
| | Capital Reserve | Storage Fund/ Reserve for Molasses | Retained Earnings | Remeasurement of defined benefit plans | |
| Balance as at April 1, 2022 | 714.56 | 0.35 | 103.87 | 0.09 | 818.87 |
| Add : Profit after tax for the year | - | - | 112.02 | - | 112.02 |
| Add: Comprehensive Income for the year | - | - | - | (1.83) | (1.83) |
| Add: Molasses fund created during the year | - | 0.26 | - | - | 0.26 |
| Balance as at March 31, 2023 | 714.56 | 0.61 | 215.89 | (1.74) | 929.32 |
| Change due to Prior period errors | - | - | - | - | - |
| Restated balance as at March 31, 2023 | 714.56 | 0.61 | 215.89 | (1.74) | 929.32 |
| Add: Profit after tax for the year | - | - | 48.82 | - | 48.82 |
| Add: Comprehensive Income for the year | - | - | - | (0.91) | (0.91) |
| Add: Molasses fund created during the year | - | 0.28 | - | - | 0.28 |
| Less: Dividend paid during the year for FY 2022-23 | - | - | (23.24) | - | (23.24) |
| Balance as at March 31, 2024 | 714.56 | 0.89 | 241.47 | (2.65) | 954.27 |

The accompanying notes from 1 to 59 form an integral part of the standalone financial statements. This is the Standalone Statement of Changes in Equity referred to in our report of even date.

For **Mittal Gupta & Co.**
Chartered Accountants
Firm Registration No.: 001874C

Bihari Lal Gupta
Partner
M. No.: 073794

Place : New Delhi
Date : April 24, 2024

For and on behalf of Board of Directors
Dhampur Bio Organics Limited

Vijay Kumar Goel
Chairman
DIN : 00075317

Nalin Kumar Gupta
Chief Financial Officer
Place: New Delhi
Date : April 24, 2024

Gautam Goel
Managing Director
DIN : 00076326

Ashu Rawat
Company Secretary

Sandeep Kumar
Whole Time Director
DIN : 06906510

Notes to the Standalone Financial Statements

1 Company Overview

Corporate Information

Dhampur Bio Organics Limited ('the Company'/'DBOL') having CIN No. L15100UP2020PLC136939 is a public limited company and incorporated under the provision of the Companies Act, 2013 applicable in India. The registered office of the Company is situated at Sugar Mill Compound, Village Asmoli Sambhal Moradabad Uttar Pradesh, India-244304.

DBOL is integrate conglomerate, primary engaged in the manufacturing of sugar, chemicals, ethanol, co-generation of power and other allied products at its three manufacturing units located at Asmoli, District Sambhal, Mansurpur, District Muzaffarnagar and Meerganj, District Bareilly in Uttar Pradesh.

The Company's equity shares are listed on BSE Limited and National Stock Exchange of India Limited.

These financial statements are approved and adopted by Board of Directors in their meeting held on 24th April, 2024 and are subject to adoption by the shareholders in the ensuing Annual General Meeting.

2.1 Basis of preparation and presentation

a. Compliance with Ind AS

The standalone financial statements ("financial statements") comply in all material aspects with Indian Accounting Standards (Ind AS) notified under section 133 of the Companies Act, 2013 (the Act) read with the Rule 3 of the Companies (Indian Accounting Standards) Rules, 2015 (as amended) and relevant amendment rules thereafter and accounting principles generally accepted in India.

b. Recent Accounting Pronouncements

New and revised standards adopted by the Company

Effective 1st April, 2023, the Company has adopted the amendments vide Companies (Indian Accounting Standards) Amendment Rules, 2023 notifying amendments to existing Indian Accounting Standards.

These amendments to the extent relevant to the Company's operations were relating to:

Ind AS 1 "Presentation of Financial Statements" which replaces the requirement for the entities to disclose their "significant" accounting policies with a requirement to disclose their "material" accounting policies and further provides guidance on how entities apply the concept of materiality in making decisions about accounting policy disclosures. The amendments clarify that accounting policy information is expected to be material if, without it, the user of financial statements would be unable to understand other material information in the financial statements and also clarify that immaterial accounting policy information need not to be disclosed, however, if it is disclosed, it should not obscure the material accounting policy information. Further, consequential amendments with respect to the concept of 'material accounting policies' have also been made in Ind AS 107 "Financial Instruments: Disclosures" and Ind AS 34 "Interim Financial Reporting". The Company has modified and presented its "material accounting policies" in the financial statement for the year commencing from April 1, 2023 in compliance with the amendments made.

Ind AS 8 "Accounting Policies, Changes in Accounting Estimates and Errors" which introduces a definition of "accounting estimates" and provides guidance to help entities to distinguish changes in accounting policies from changes in accounting estimates. The amendments do not have a material impact on the Company.

Ind AS 12 "Income Taxes" narrows the scope of the 'initial recognition exemption' so that it does not apply to transactions that give rise to equal and offsetting temporary differences on its initial recognition. The amendments apply to the transactions that occur on or after the beginning of the earliest comparative period presented in the annual reporting periods beginning on or after April 1, 2023. In addition, at the beginning of the earliest reporting period presented deferred tax on all the temporary differences associated with Right-of-use asset and lease liabilities; decommissioning, restoration and similar liability and the corresponding amounts recognized as part of the cost of the related assets shall also required to be recognized as an adjustment to the opening balance of retained earning. The amendments do not have any material impact on the Company as it has already been following accounting policy of recognizing deferred tax on equal and offsetting temporary differences on initial recognition of lease transactions.

There are other amendments in various standards, including Ind AS 101 "First Time Adoption of Indian Accounting Standards"; Ind AS 102 "Share-based Payment"; Ind AS 103 "Business Combination"; Ind AS 109 "Financial Instruments"; and Ind AS 115 "Revenue from Contracts with Customers" which are not listed herein above since these are either not material or relevant to the Company.

Notes to the Standalone Financial Statements

Ministry of Corporate Affairs ("MCA") notifies new standard or amendments to the existing standards. There is no such notification which would have been applicable from April 1, 2024.

c. Basis of preparation

These financial statements have been prepared on going concern basis using the significant accounting policies and measurement bases summarized below. Accounting Policies have been consistently applied except where a newly issued accounting standard is initially adopted or a revision to an existing accounting standard requires a change in accounting policy hitherto in use. In those cases the new accounting policy is adopted in accordance with the transitional provisions stipulated in that Ind AS and in absence of such specific transitional provision, the same is adopted retrospectively for all the periods presented in these financial statements.

The financial statements have been prepared on the historical cost basis except for certain financial assets and liabilities that are measured at fair values at the end of each reporting period, assets for defined benefit plans and Biological assets that are measured at fair value, assets held for sale which are measured at lower of cost and fair value less cost to sell as explained further in notes to financial statements.

d. Functional and presentation currency

The financial statements are presented in Indian rupees (₹) and all values are rounded to the nearest crores and two decimals thereof, except if otherwise stated.

e. Operating Cycle

All assets and liabilities has been classified as current and non-current as per the Company's normal operating cycle criteria set out below which are in accordance with the Schedule III to the Act. Based on the nature of services and time between the acquisition of assets for providing of services and their realisation in Cash and Cash equivalent, the Company has ascertained its operating cycle as 12 months for the purpose of current/non-current classification of assets and liabilities.

2.2 Current versus non-current classification

The company presents assets and liabilities in the balance sheet based on current/ non-current classification.

An asset is treated as current when it satisfies any of the following criteria :

- » Expected to be realised or intended to be sold or consumed in the normal operating cycle
- » Held primarily for the purpose of trading
- » Expected to be realised within twelve months after the reporting date, or
- » Cash or cash equivalent unless restricted from being exchanged or used to settle liability for at least twelve months after the reporting date.

Current assets include the current portion of non-current financial assets. All other assets are classified as non-current.

A liability is treated as current when it satisfies any of the following criteria:

- » Expected to be settled in the company's normal operating cycle;
- » Held primarily for the purpose of trading;
- » Due to be settled within twelve months after the reporting date; or
- » The Company does not have an unconditional right to defer settlement of the liability for at least twelve months after the reporting date.
- » Terms of a liability that could, at the option of the counterparty, result in its settlement by the issue of equity instruments do not affect its classification.

Current liabilities include the current portion of non-current financial liabilities. All other liabilities are classified as non-current.

The Company has ascertained its operating cycle as 12 months for the purpose of current and non-current classification of assets and liabilities.

Notes to the Standalone Financial Statements

2.3 Use of Estimates and management judgements

The preparation of standalone financial statements in conformity with the accounting policy and measurement principles under Ind AS requires the management of the company to develop accounting estimates that affect the application of accounting policy and the reported amounts of revenues, expenses, assets, liabilities including accompanying disclosures and the disclosure of contingent liabilities and contingent assets. Developing accounting estimates involves the use of measurement technique and other inputs including judgement or assumption based on the latest available, reliable information. Although these accounting estimates are based upon the management's best knowledge of current events and actions, actual results could differ from these accounting estimates.

The accounting estimates and underlying assumptions are reviewed on an ongoing basis. Revisions to accounting estimates due to change in an input or change in a measurement technique, are recognized in the period in which the estimate is revised if the revision affects only that period, or in the period of the revision and future periods if the revision affects both current and future periods. The areas involving critical judgements are as follows:

(i) Estimated useful life of property, plant and equipment (PPE) / intangible asset

PPE & Intangible asset represent a significant proportion of the asset base of the Company. The charge in respect of periodic depreciation/ amortisation is derived after determining an estimate of an asset's expected useful life and the expected residual value at the end of its life. The useful lives and residual value of the asset are determined by the management when the asset is acquired and reviewed periodically including at each financial year end. The lives are based on technical evaluation made by the management of the expected usage of the asset, the physical wear and tear and technical or commercial obsolescence of the asset. Due to the judgements involved in such estimations, the useful life and residual value are sensitive to the actual usage in future period.

(ii) Recognition and measurement of defined benefit obligations

The obligation arising from defined benefit plan is determined on the basis of actuarial assumptions. Key actuarial assumption includes discount rate, trends in salary escalation and attrition rate. The discount rate is determined by reference to market yields at the end of the reporting period on government securities. The period to maturity of the underlying securities correspond to the probable maturity of the post-employment benefit obligations. However any changes in these assumptions may have a material impact on resulting calculations.

(iii) Fair value measurement of financial instruments

When the fair value of the financial assets and liabilities recorded in the financial statements cannot be measured based on the quoted market price in active markets, their fair value is measured using valuation technique. The input to these models are taken from the observable market where possible, but if this is not feasible, a review of judgment is required in establishing fair values. Changes in assumption relating to these assumption could affect the fair value of financial instrument.

(iv) Provisions , Contingent liabilities and Contingent assets

The timing of recognition and quantification of the provisions, contingent liabilities and contingent assets require the application of judgement to existing facts and circumstances which are subject to change on the actual occurrence or happening. Judgement is required for estimating the possible outflow of resources, if any, in respect of contingencies/ claims/ litigations against the Company and possible inflow of resources in respect of the claims made by the Company which has been considered to be contingent in nature. These are reviewed at each balance sheet date and adjusted to reflect the current best estimates.

(v) Impairment of trade receivables

The Company has a stringent policy of ascertaining impairments, if any, as a result of detailed scrutiny of major cases and through determining expected credit losses. Despite best estimates and periodic credit appraisals of customers, the Company's receivables are exposed to delinquency risks due to material adverse changes in business, financial or economic conditions that are expected to cause a significant change to the party's ability to meet its obligations. All such parameters relating to impairment or potential impairment are reviewed at each reporting date.

(vi) Current taxes and deferred taxes

Significant judgement is required in the determination of the taxability of certain income and deductibility of certain expenses during the estimation of the provision for current income taxes and option to be exercised for application of reduced rates of taxation on possible cessation of tax deduction and exhaustion of MAT credit entitlement in future years based on estimates of future taxable profits for estimation of the deferred taxes.

Notes to the Standalone Financial Statements

Deferred tax assets are recognised for all deductible temporary differences, the unused tax losses and the unused tax credit to the extent that it is probable that taxable profit would be available against which these could be utilized. Significant management judgement is required to determine the amount of deferred tax assets that can be recognised, based upon the likely timing and the level of future taxable profits together with future tax planning strategies. The deferred tax assets and liabilities are reviewed at each balance sheet date and adjusted to reflect the current best estimates.

(vii) Leases

The Company evaluates if an arrangement qualifies to be a lease as per the requirements of Ind AS 116. Identification of a lease requires significant judgment. The Company uses significant judgement in assessing the lease term (including anticipated renewals) and the applicable discount rate.

The Company determines the lease term as the non-cancellable period of a lease, together with both periods covered by an option to extend the lease if the Company is reasonably certain to exercise that option; and periods covered by an option to terminate the lease if the Company is reasonably certain not to exercise that option. In assessing whether the Company is reasonably certain to exercise an option to extend a lease, or not to exercise an option to terminate a lease, it considers all relevant facts and circumstances that create an economic incentive for the Company to exercise the option to extend the lease, or not to exercise the option to terminate the lease. The Company revises the lease term if there is a change in the non-cancellable period of a lease.

The discount rate is generally based on the incremental borrowing rate specific to the lease being evaluated or for a portfolio of leases with similar characteristics.

(viii) Net realisable value of an item of inventory

Significant judgement is required in the estimation of net realisable value of an item of inventory specifically of an item which is not actively traded in the market. The management considers various factors such as prevailing unit specific market price of the item of inventory, minimum sale price/ controlled price of the products, contracted rates for the contracted quantity, Government Policies, price trend in domestic and international market, monthly sale quota, estimated sale expenses etc. in determination of the net realisable value of the item of inventory actively traded in the market. The management also considers the expected final yield of the finished products for deriving the net realisable value of the tailor made by product is not actively traded in the market. The final net realisation of the item of inventory is dependent on the market conditions prevailing at the time of its ultimate sale and hence could differ from the reported amount in the financial statements.

2.4 Material Accounting Policies

A. Property, plant and equipment & capital work-in-progress

Recognition and measurement

Property, plant and equipment are tangible items that are held for use in the production or supply for goods and services, rental to others or for administrative purposes and are expected to be used during more than one period.

The cost of an item of property, plant and equipment is being recognised as an asset if and only if it is probable that future economic benefits associated with the item will flow to the Company and the cost of the item can be measured reliably.

Freehold lands are stated at cost. All other items of property, plant and equipment are stated at cost, net of recoverable taxes less accumulated depreciation, and impairment loss, if any.

The cost of an asset includes the purchase cost of material, including import duties and non-refundable taxes, and directly attributable costs of bringing an asset to the location and condition of its intended use and trial run expenditure (Net of amount realised on goods produced during trial run). For this purpose, cost includes carrying value as Deemed cost on the date of transition. Interest on borrowings used to finance the construction of qualifying assets are capitalised as part of the cost of the asset until such time that the asset is ready for its intended use.

Items of spare parts, stand-by equipment and servicing equipment which meet the definition of property, plant and equipment are capitalized. Other spare parts are carried as inventory and recognized in the statement of profit and loss on consumption. When parts of an item of PPE have different useful lives, they are accounted for as separate component.

The carrying amount of an item of Property, Plant and Equipment shall be derecognised on disposal or when no future economic benefits are expected from its use or disposal. When significant parts of Property, Plant and Equipment are required to be replaced

Notes to the Standalone Financial Statements

at intervals, the Company derecognizes the carrying amount of replaced parts and recognized the new parts with own associated useful life and it is depreciated accordingly. Likewise when a major repair is performed, its cost is recognised in carrying amount of the plant and equipment as a replacement, if recognition criteria are satisfied. All other repair and maintenance costs are recognised in the Statement of Profit and Loss as incurred.

The present value of the expected cost for the decommissioning of an asset after its use, if any, is included in the cost of the respective asset if the recognition criteria for a provision are met.

The cost and related accumulated depreciation are eliminated from the financial statement upon sale or retirement of the asset and resultant gain or losses are recognized in the Statement of Profit and Loss.

Assets identified and technically evaluated as obsolete are retired from active use and held for disposal are stated at the lower of its carrying amount and fair value less cost to sell.

Capital work-in-progress, representing expenditure incurred in respect of assets under development and not ready for their intended use, are carried at cost. Cost includes related acquisition expenses, construction cost, related borrowing cost and other direct expenditure, and trial run expenditure.

Subsequent Expenditure

Subsequent expenditure is capitalized only if it is probable that the future economic benefits associated with the expenditure will flow to the Company.

B. Intangible assets

Intangible assets are recognized when it is probable that the future benefits that are attributable to the assets will flow to the Company and the cost of assets can be measured reliably.

Research costs are expensed as incurred. Development expenditures on an individual project are recognised as an intangible asset when the company can demonstrate:

- a) The technical feasibility of completing the intangible assets so that the asset will be available for use or sale.
- b) Its intention to complete and its ability and intention to use or sale the assets.
- c) How the asset will generate future economic benefits.
- d) The availability of resources to complete the asset.
- e) The ability to measure reliably the expenditure during development.

During the period of development, the asset is tested for impairment annually.

Intangible assets acquired separately including patents and licences are measured on initial recognition at cost/deemed cost. Following initial recognition, intangible assets are carried at cost less accumulated amortization and accumulated impairment losses, if any. Amortisation of the assets begins when the asset is available for use.

The useful life of intangible assets are assessed as either definite or indefinite. Intangible assets with finite lives are amortized over the useful economic life and assessed for impairment whenever there is an indication that the intangible asset may be impaired. The amortization period and the amortization method for an intangible assets with a finite useful life are reviewed at least at the end of each reporting period. Changes in the expected useful life or the expected pattern of consumption of future economic benefits embodied in the assets are considered to modify the amortization period or method, as appropriate, and are treated as changes in accounting estimates.

Intangible assets with indefinite useful lives are not amortized, but are tested for impairment annually, either individually or at cost generating unit level. The assessment of indefinite life is reviewed annually to determine whether the indefinite life continues to be supportable. If not, the change in useful life from indefinite to finite is made on prospective basis.

Internally generated intangible assets, excluding capitalized development costs, are not capitalized and expenditure is reflected in the statement of profit and loss for the year in which the expenditure is incurred.

An intangible asset is derecognized on disposal, or when no future economic benefits are expected from its use. Gains or losses arising from derecognition of an intangible asset, measured as the difference between the net disposal proceeds and the carrying amount of the asset is recognized in profit or loss when the asset is derecognized.

Notes to the Standalone Financial Statements

C. Depreciation and amortization

The classification of plant and machinery into continuous and non-continuous process is done as per their use and depreciation thereon is provided accordingly. Depreciation commences when the assets are available for their intended use. Depreciation is calculated using the straight-line method to allocate their cost, net of their residual values, over their estimated useful lives. The management has estimated the useful lives and residual values of all property, plant and equipment and adopted useful lives as stated in Schedule II of the Companies Act, 2013.

The Company has used the following useful lives to provide depreciation on its tangible assets:

| Assets | Useful Lives |
|-----------------------|--------------|
| Building | 03-60 years |
| Plant & equipment | 15-40 years |
| Furniture & fixtures | 10 years |
| Weighbridge | 15 years |
| Computers | 03 years |
| Office equipment | 05 years |
| Electrical appliances | 15 years |
| Vehicles | 08 years |
| Right-of-Use Assets | Note No. K |

Intangible assets are amortized on a straight-line basis over the estimated useful economic life of the assets. The Company uses a rebuttable presumption that the useful life of intangible assets is ten years from the date when the assets is available for use. The estimated useful lives, residual values and depreciation method are reviewed at the end of each financial year and are given effect to wherever appropriate.

D. Investment Properties

Investment Properties are measured initially at cost including transaction cost. Subsequent to such recognition, investment properties are stated at cost less accumulated depreciation and accumulated impairment loss, if any. The cost includes cost of replacing parts and borrowing cost for long term construction projects, if the recognition criteria are met. When significant parts of investment property are required to be replaced at intervals, the Company depreciates them separately based on their specific useful lives using straight line method. All other repairs and maintenance costs are recognised in the Statement of Profit & Loss as and when incurred. The investment properties are derecognized either when they have been disposed off or when they are permanently withdrawn from use and no future economic benefit is expected. The difference between the net disposal proceeds and the carrying amount of the assets is recognised in the Statement of Profit and Loss in the period of de-recognition.

The fair value of the investment properties, based on an annual evaluation performed by an accredited external independent valuer, is disclosed in the notes.

Transfers are made to (or from) investment properties only when there is a change in use. Transfers between investment property, owner-occupied property and inventories do not change the carrying amount of the property transferred and they do not change the cost of that property for measurement or disclosure purposes.

E. Foreign currency translations/Conversion

Transactions in foreign currencies are initially recorded at the functional currency spot rate prevailing at the date the transaction first qualifies for recognition.

Monetary assets and liabilities related to foreign currency transactions outstanding at the balance sheet date are translated at the functional currency spot rate of exchange prevailing at the balance sheet date. Any income or expense arising on account of foreign exchange difference either on settlement or on translation is recognized in the Statement of Profit and Loss.

Non-monetary items which are carried at historical cost denominated in a foreign currency are translated using the exchange rate at the date of the initial transaction. Non-monetary items which are measured at fair value in a foreign currency are translated using the exchange rates at the date when fair value is determined. The gain or loss arising on translation of non-monetary items measured at fair value is treated in line with the recognition of the gain or loss on the change in fair value of item.

Notes to the Standalone Financial Statements

F. Inventories

Raw material, process chemicals, stores and packing material are measured at weighted average cost.

Work in progress, traded and finished goods (other than by products and scraps) are measured at lower of cost or net realizable value. By products and scrap are carried at estimated Net Realizable Value. 'B' Heavy molasses, a by product, is measured at derived value based on yield/recovery of ethanol reckoned with respect to NRV of 'C' Heavy molasses/Ethanol.

Cost of finished goods and work in progress comprises of raw material cost (net of realizable value of By-products), variable and fixed production overhead, which are allocated to work in progress and finished goods on full absorption cost basis. Cost of inventory also includes all other cost incurred in bringing the inventories to their respective present location and condition. Borrowing costs are not included in the value of inventories. Cost of traded goods is measured on FIFO basis and it includes incidental expenses.

The Cost of purchase is net of taxes which are refundable by the Government and is inclusive of incidental expenses. Net realizable value (NRV) is the estimated selling price in the ordinary course of business less estimated costs of completion and the estimated costs necessary to make the sale.

G. Revenue recognition

Revenue is recognized to the extent that it is probable that the economic benefits will flow to the Company and the revenue can be reliably measured.

Revenue from Contracts with Customers

Revenue from Contract(s) is recognised by following five steps model from revenue recognition as prescribed in Ind AS 115 which namely are identifying of the contract(s) with a customer ; identifying the separate performance obligation in the contract ; determining the transaction price ; allocating the transaction price to the each separate performance obligation and recognising revenue when (or as) each performance obligation is satisfied. The model specifies that revenue should be recognised when (or as) an entity transfer control of goods or services to a customer at the amount to which the entity expects to be entitled.

Revenue is recognized upon transfer of control of promised products or services to customers in an amount that reflects the consideration, the Company expect to receive in exchange for those products or services. Revenue is inclusive of excise duty and excluding estimated discounts, pricing incentives, rebate and other similar allowances to the customers and exclusive of GST and other taxes and amount collected on behalf of third party or Government, if any.

Sale of Products

Revenue from sale of products is recognised at the point in time when control of asset is transferred to the customers i.e when the customers obtain the ability to direct the use of and obtain substantially all of the remaining benefits from the asset, including ability to prevent other entities from directing the use of, and obtaining the benefits from an asset. The company considers whether there are other promises in the contract that are separate performance obligation to which a portion of the transaction price needs to be allocated e.g warranties. In determining the transaction price for the sale of products, the company considers the effect of variable consideration, the existence of significant financing components, non-cash consideration, and consideration payable to the customers, if any.

Contract Balances

Contract Assets

A contract asset is recognised for the conditional earned consideration, if the company has the right to consideration in exchange of goods or services transferred to a customer before the customer pays the consideration or before payment is due.

Trade Receivables

A trade receivable is recognised for the Company's right to an amount of consideration, in exchange of goods or services transferred to a customer, that is unconditional i.e. only the passage of time is required before payment of the consideration is due.

Contract Liabilities

A Contract liabilities is recognised for the consideration paid by a customer before the transfer of goods or services to the Company. The contract liabilities are recognised as revenue when the company performs under the contract.

Contract Cost

The incremental costs of obtaining a contract with a customer and the costs incurred to fulfill a contract with a customer, if those cost are not within the scope of other Ind AS for e.g. Ind AS 2 - Inventories, Ind AS 16- Property Plant & equipment, Ind AS 38- Intangible Assets

Notes to the Standalone Financial Statements

etc, are recognised as an asset, if the company expects to recover those costs. The incremental costs of obtaining the contract are those that the company incurs to obtain a contract with a customer that would not have been incurred if the contract had not been obtained. The company has elected to apply the optional practical expedient for costs to obtain a contract and to fulfill a contract which allows the company to immediately expense the costs because the amortization period of the asset that the company otherwise would have used is one year or less.

Interest Income

Interest income from a financial asset is recognized when it is probable that the economic benefit will flow to the Company and the amount of income can be measured reliably. Interest income is accrued on a time basis, by reference to the principal outstanding and at the effective interest rate applicable, which is the rate that exactly discounts estimated future cash receipts through the expected life of the financial asset to that asset's net carrying amount on initial recognition.

Dividend Income

Dividend income is recognized when the Company's right to receive the dividend is established, it is probable that the economic benefits associated with the dividend will flow to the entity and the amount of the dividend can be measured reliably i.e. in case of interim dividend, on the date of declaration by the Board of Directors; whereas in case of final dividend, on the date of approval by the shareholders.

Insurance Claim

Insurance claim are recognised only when the realization of insurance claim is probable, and only to the extent of related loss recognised in the financial statements. The recovery of loss is generally would be probable, when the claim is not in dispute. Any amount expected to be recovered in excess of recognised loss, which will result in gain is recognised upon the resolution of contingencies liability to insurance claim i.e. whether amount of claim is admitted to the payable by the insurance company.

Export Incentives

Export Incentives are accounted for in the year of exports based on eligibility and when there is no significant uncertainty in receiving the same.

Other incomes

All other incomes are accounted on accrual basis.

H. Expenses

All expenses are accounted for on accrual basis.

I. Borrowing

Long term borrowings are initially recognised at net of material transaction costs incurred and measured at amortised cost. Any difference between the proceeds (net of transaction costs) and the redemption amount is recognised in the Statement of Profit and Loss over the period of the borrowings using the effective interest method.

J. Borrowing costs

Borrowing costs directly attributable to the acquisition, construction or production of a qualifying asset are capitalised during the period that is required to complete and prepare the asset for its intended use or sale. Qualifying assets are assets that necessarily take a substantial time to get ready for their intended use or sale. Borrowing costs consist of interest and other costs that the Company incurs in connection with the borrowing of funds. Borrowing costs also include exchange differences to the extent regarded as an adjustment to the borrowing costs. Other borrowing costs are expensed in the period in which they are incurred.

K. Leases

Ind AS 116 requires lessees to determine the lease term as the non-cancellable period of a lease adjusted with any option to extend or terminate the lease, if the use of such option is reasonably certain. The Company makes an assessment on the expected lease term on a lease-by-lease basis and thereby assesses whether it is reasonably certain that any options to extend or terminate the contract will be exercised. In evaluating the lease term, the Company considers factors such as any significant leasehold improvements undertaken over the lease term, costs relating to the termination of the lease and the importance of the underlying asset to Company's operations taking

Notes to the Standalone Financial Statements

into account the location of the underlying asset and the availability of suitable alternatives. The lease term in future periods is reassessed to ensure that the lease term reflects the current economic circumstances.

The Company as a lessee

The Company's lease asset class primarily consist of leases for buildings. The Company assesses whether a contract contains a lease, at inception of a contract. A contract is, or contains, a lease if the contract conveys the right to control the use of an identified asset for a period of time in exchange for consideration. To assess whether a contract conveys the right to control the use of an identified asset, the company assesses whether:

- » The contract involves the use of an identified asset.
- » The Company has substantialized all of the economic benefits from use of the asset through the period of the lease and;
- » The Company has the right to direct the use of the asset.

At the date of commencement of the lease, the Company recognizes a right-of-use asset ("ROU") and a corresponding lease liability for all lease arrangements in which it is a lessee, except for leases with a term of twelve months or less (short-term leases) and low value leases. For these short-term and low value leases, the company recognizes the lease payments as an operating expense on a straight-line basis over the term of the lease.

Certain lease arrangements include the options to extend or terminate the lease before the end of the lease term. ROU assets and lease liabilities includes these options when it is reasonably certain that they will be exercised.

The right-of-use assets are initially recognized at cost, which comprises the initial amount of the lease liability adjusted for any lease payments made at or prior to the commencement date of the lease plus any initial direct costs less any lease incentives. They are subsequently measured at cost less accumulated depreciation and impairment losses, if any.

Right-of-use assets are depreciated from the commencement date on a straight-line basis over the shorter of the lease term and useful life of the underlying asset.

Right-of-use assets is evaluated for recoverability whenever events or changes in circumstances indicate that their carrying amounts may not be recoverable. For the purpose of impairment testing, the recoverable amount (i.e. the higher of the fair value less cost to sell and the value-in-use) is determined on an individual asset basis unless the asset does not generate cash flows that are largely independent of those from other assets. In such cases, the recoverable amount is determined for the Cash Generating Unit (CGU) to which the asset belongs.

The lease liability is initially measured at amortized cost at the present value of the future lease payments. The lease payments are discounted using the interest rate implicit in the lease or, if not readily determinable, using the incremental borrowing rates in the country of domicile of these leases. Lease liabilities are re-measured with a corresponding adjustment to the related right-of-use asset if the Company changes its assessment of whether it will exercise an extension or a termination option.

Lease liability and ROU asset have been separately presented in the Balance Sheet and lease payments have been classified as financing cash flows.

As a lessor

Leases for which the company is a lessor, is classified as finance lease or operating lease. Whenever the terms of the lease transfer substantially all the risks and rewards of ownership to the lessee, the contract is classified as finance lease. All other leases are classified as operating lease. When the Company is an intermediate lessor, it accounts for its interests in the head lease and the sub-lease separately. The sub-lease is classified as finance lease or operating lease with reference to right-of-use asset arising from the head lease.

For operating leases, rental income is recognized on a straight line basis over the term of such lease.

L. Taxes

Income tax comprises current and deferred tax. It is recognized in profit or loss except to the extent that it relates to a business combination or to an item recognized directly in equity or in other comprehensive income.

Current tax

Current tax comprises the expected tax payable or receivable on the taxable income or loss for the year and any adjustment to the tax payable or receivable in respect of previous years. The amount of current tax reflects the best estimate of the tax amount expected to be

Notes to the Standalone Financial Statements

paid or received after considering the uncertainty, if any, related to income taxes. It is measured using tax rates (and tax laws) enacted or substantively enacted by the reporting date.

In correlation to the underlying transaction relating to Other comprehensive income and Equity, current tax items are recognized in Other comprehensive income and Equity, respectively

Management periodically evaluates positions taken in the tax returns to situations in which applicable tax regulations are subject to interpretation. Then, full provisions are made where appropriate based on the amount expected to be paid to the tax authorities.

Current tax assets and current tax liabilities are offset only if there is a legally enforceable right to set off the recognized amounts, and it is intended to realize the asset and settle the liability on net basis or simultaneously.

Deferred Tax

Deferred tax is recognised using the balance sheet approach, providing for all the temporary differences between the carrying amounts of assets and liabilities for financial reporting purposes and the amounts used for taxation purposes, including on the transactions that give rise to equal and offsetting temporary differences on its initial recognition. Deferred income tax is determined using tax rates (and laws) that have been enacted or substantially enacted by the end of the reporting period and are expected to apply when the related deferred income tax assets is realised or the deferred income tax liability is settled.

Deferred tax is recognised in Statement of profit and loss except to the extent that it relates to items recognized directly in OCI or equity, in which case it is recognised in OCI or equity.

Deferred tax liabilities are generally recognised for all taxable temporary differences. Deferred tax asset are recognised for deductible temporary differences, the carry forward of unused tax credits (MAT), and any unused tax losses to the extent that it is probable that future taxable profits will be available against which the deductible temporary differences, unused tax credits, and unused tax losses can be utilised. Deferred tax assets are reviewed at each reporting date and are reduced to the extent that it is no longer probable that the related tax benefit will be realised.

Deferred tax assets and deferred tax liabilities are offset if a legally enforceable right exists to set off deferred tax assets against deferred tax liabilities, and the deferred taxes relate to the same taxable entity and the same taxation authority.

M. Impairment

Non Financial assets

Intangible assets that have an indefinite useful life are not subject to amortisation but are tested annually for impairment. Other intangible assets and property, plant and equipment are evaluated for recoverability whenever events or changes in circumstances indicate that their carrying amounts may not be recoverable. For the purpose of impairment testing, the recoverable amount (i.e. the higher of the fair value less cost to sell and the value-in-use) is determined on an individual asset basis unless the asset does not generate cash flows that are largely independent of those from other assets. In such cases, the recoverable amount is determined for the Cash Generating Unit (CGU) to which the asset belongs.

The Carrying amount of assets is reviewed at each balance sheet date, if there is any indication of impairment based on internal/external factor. An asset is impaired when the carrying amount of the assets exceeds the recoverable amount. Impairment is charged to the profit and loss account in the year in which an asset is identified as impaired.

An impairment loss is reversed in the statement of profit and loss if there has been a change in the estimates used to determine the recoverable amount. The carrying amount of the asset is increased to its revised recoverable amount, provided that this amount does not exceed the carrying amount that would have been determined (net of any accumulated amortization or depreciation) had no impairment loss been recognized for the asset in prior years.

Financial assets

The Company recognizes loss allowances using the Expected Credit Loss ("ECL") model for financial assets measured at amortized cost. The Company recognizes lifetime expected credit losses for trade receivables. Loss allowance equal to the lifetime expected credit losses are recognized if the credit risk of the financial asset has significantly increased since initial recognition.

Notes to the Standalone Financial Statements

N. Government grants

Government grants are recognised at fair value where there is reasonable assurance that the grant will be received and all attached conditions will be complied with. Government grants that are receivable as compensation for expenses or losses already incurred or for the purpose of giving immediate financial support to the company with no future related costs are recognised in statement of profit and loss in the period in which they become receivable.

Government grants related to assets, including non-monetary grants recorded at fair value, are treated as deferred income and are recognized and credited in the Statement of Profit and Loss on a systematic and rational basis over the estimated useful life of the related asset and presented in other income.

When loans or similar assistance are provided by governments or related institutions, with an interest rate below the current applicable market rate, the effect of this favourable interest is regarded as a government grant. The loan or assistance is initially recognised and measured at fair value and the government grant is measured as the difference between the initial carrying value of the loan and the proceeds received. The loan is subsequently measured as per the accounting policy applicable to financial liabilities.

O. Provisions, contingent liabilities and assets

Provisions are recognized when the Company has a present obligation (legal or constructive) as a result of a past event, it is probable that an outflow of resources embodying economic benefits will be required to settle the obligation and a reliable estimate can be made of the amount of the obligation. The expense relating to a provision is presented in the statement of profit or loss net of any reimbursement. Provisions are not recognised for future operating losses.

The present obligation under an onerous contract is recognised and measured as a provision. However before a separate provision for an onerous contract is established, the company recognises any impairment loss that has occurred on assets dedicated to that contract. If the effect of the time value of money is material, provisions are discounted using a current pre-tax rate that reflects, when appropriate, the risks specific to the liability. When discounting is used, the increase in the provision due to the passage of time is recognized as a finance cost.

Contingent liabilities are possible obligations that arise from past events and whose existence will only be confirmed by the occurrence or non-occurrence of one or more future events not wholly within the control of the Company. Where it is not probable that an outflow of economic benefits will be required, or the amount cannot be estimated reliably, the obligation is disclosed as a contingent liability, unless the probability of outflow of economic benefits is remote.

A contingent asset is not recognised but disclosed, when probable asset that arises from past events and whose existence will be confirmed only by the occurrence or non-occurrence of one or more uncertain future events not wholly within the control of the entity. Provisions, contingent liabilities and contingent assets are reviewed at each balance sheet date.

P. Cash and cash equivalents

Cash and cash equivalents include cash on hand, cheques on hand, balance with banks on current accounts and short term, highly liquid investments with an original maturity of three months or less and which are subject to an insignificant risk of changes in value. For the purpose of standalone statement of cash flow, cash and cash equivalents consist of cash and short term deposits, net of outstanding bank overdraft as they being considered as integral part of the Company's cash management.

Q. Dividend payable

Dividends and interim dividends payable to a Company's shareholders are recognized as changes in equity in the period in which they are approved by the shareholder's meeting and the Board of Directors respectively.

R. Non-current assets (or disposal group) held for sale and discontinued operations:

Non-current assets and disposal groups classified as held for sale are measured at the lower of their carrying value and fair value less costs to sell.

Assets and disposal groups are classified as held for sale if their carrying value will be recovered through a sale transaction rather than through continuing use. This condition is only met when the sale is highly probable and the asset, or disposal group, is available for immediate sale in its present condition and is marketed for sale at a price that is reasonable in relation to its current fair value.

Notes to the Standalone Financial Statements

Where a disposal group represents a separate major line of business or geographical area of operations, or is part of a single coordinated plan to dispose of a separate major line of business or geographical area of operations, then it is treated as a discontinued operation. The post-tax profit or loss of the discontinued operation together with the gain or loss recognised on its disposal are disclosed as a single amount in the statement of profit and loss, with all prior periods being presented on this basis.

S. Financial instruments

A financial instrument is any contract that gives rise to a financial asset of one entity and a financial liability or equity instrument of another entity.

A. Financial assets

Classification

The company classifies financial assets as subsequently measured at amortized cost, fair value through other comprehensive income or fair value through profit or loss on the basis of its business model for managing the financial assets and contractual cash flow characteristics of the financial asset.

Initial recognition and measurement

All financial assets are recognised initially at fair value. Transaction costs directly attributable to the acquisition or issue of the financial asset, other than financial assets at fair value through profit or loss, are added to or deducted from the fair value of the financial assets as appropriate on initial recognition. The financial assets include equity and debt securities, trade and other receivables, loans and advances, cash and bank balances and derivative financial instruments. Trade receivables that do not contain a significant financing component are measured at transaction price.

Subsequent measurement

For purposes of subsequent measurement, financial assets are classified in following categories:

- » at amortised cost
- » at fair value through other comprehensive income (FVTOCI)
- » at fair value through profit or loss (FVTPL)

Financial assets at amortized cost

A financial asset is measured at the amortized cost if both the following condition are met:

- » The assets are held within a business model whose objective is to hold assets for collecting contractual cash flow (business model test), and
- » Contractual terms of the assets give rise on specified dates to cash flows that are solely payments of principle and interest on the principle amount outstanding.

After initial measurement, such financial assets are subsequently measured at amortized cost using the effective interest rate (EIR) method. Amortized cost is calculated by taking into account any discount, premium, fee or costs that are an integral part of an EIR. The EIR amortization is included in finance income in the statement of profit and loss. The losses arising from impairment are recognized in the statement of profit and loss.

Financial assets at fair value through other comprehensive income

A financial asset is measured at FVTOCI if both the following conditions are met:

- » The asset is held within a business model in which asset are managed both in order to collect contractual cash flows and for sale, and
- » Contractual terms of the assets give rise on specified dates to cash flows that are solely payments of principle and interest on the principle amount outstanding.

After initial measurement (at fair value minus transaction cost), such financial assets are measured at fair value with changes in fair value recognized in Other comprehensive income except for:

Notes to the Standalone Financial Statements

- » Interest calculated using EIR
- » Foreign exchange gain and losses , and
- » Impairment losses and gains

Financial assets at fair value through profit or loss

Financial assets that are not classified in any of the categories above are classified at fair value through profit or loss (FVTPL).

Equity investments

All equity investments in the scope of Ind AS 109 except investment in subsidiary are measured at fair value. Equity instruments included within the FVTPL category, if any, are measured at fair value with all changes recognized in statement of profit or loss. The Company may make an irrevocable election to present in OCI subsequent changes in the fair value. The Company makes such election on an instrument-by-instrument basis. The classification is made on initial recognition and is irrevocable. When the fair value has been determined based on level 3 inputs, the difference between the fair value at initial recognition and the transaction price, if loss, is recognized through retained earnings and after initial recognition subsequent changes in fair value of equity instruments is recognised as gain or loss to the extent it arises from change in input to valuation technique. If the Company decides to classify an equity instrument at FVTOCI, then all fair value changes on the instrument, excluding dividends, are recognized in OCI. There is no recycling of the amounts from OCI to profit or loss, even on sale of investment. However, the Company may transfer the cumulative gain or loss within equity.

Equity investments in subsidiary are carried at cost less impairment losses, if any, except for the equity investments in subsidiaries as at the transition date which are carried at deemed cost being fair value as at the date of transition.

De-recognition

A financial asset (or, where applicable, a part of a financial asset) is primarily derecognized when:

- » The right to receive cash flows from the assets have expired or
- » The company has transferred substantially all the risks and rewards of the assets, or
- » The company has neither transferred nor retained substantially all the risks and rewards of the assets, but has transferred control of the assets.

B. Financial liabilities

Classification

Debt and equity instruments issued by the company are classified as either financial liabilities or as equity in accordance with the substance of the contractual agreements and the definitions of financial liability and equity instrument.

Initial recognition and measurement

The company recognizes financial liability when it becomes a party to the contractual provision of the instrument. All financial liabilities are recognized initially at fair value. Transaction costs that are directly attributable to the acquisition or issue of financial liabilities, other than financial liabilities at fair value through profit or loss, are added to or deducted from the fair value of the financial liabilities, as appropriate, on initial recognition.

Subsequent measurement

All financial liabilities are subsequently measured at amortised cost using the effective interest method or at FVTPL.

Financial liability at amortized cost

After initial recognition, interest-bearing loans and borrowings are subsequently measured at amortized cost using the Effective Interest Rate (EIR) method. Gain and losses are recognized in statement of profit and loss when the liabilities are derecognized.

Amortization cost is calculated by taking into account any discount or premium on acquisition and transaction cost. These amortization is included as finance cost in the statement of profit and loss.

This category generally applies to loans & borrowings.

Notes to the Standalone Financial Statements

Financial liability at FVTPL

Financial liabilities are classified at FVTPL when the financial liability is either contingent consideration recognized by the company as an acquirer in a business combination to which Ind AS 103 applies or is held for trading or it is designed as at FVTPL.

Financial liabilities at FVTPL are stated at fair value, with any gain or loss arises on re-measurement recognized in profit or loss. The net gain or loss recognized in profit or loss incorporates any interest paid on the financial liability.

Equity Instrument

An equity instrument is any contract that evidences a residual interest in the assets of an entity after deducting all of its liabilities. Equity instruments issued by the company are recognized at the proceeds received, net of direct issue cost.

Repurchase of the company's own equity instruments is recognized and deducted directly in equity. No gain or loss is recognized in profit or loss on the purchase, sale, issue, or cancellation of the company's own equity instruments.

Financial guarantee contracts

Financial guarantee contracts issued by the company are those contracts that requires a payment to be made to reimburse the holder for a loss it incurs because the specific debtors fails to make a payment when due in accordance with the terms of debt instrument. Financial guarantee contracts are recognised initially as a liability at a fair value, adjusted for transaction costs that are directly attributable to the issuance of the guarantee. Subsequently, the liability is measured at the higher of the amount of loss allowance determined as per impairment requirement of Ind AS 109 and the amount recognised less cumulative amortization.

De-recognition

A financial liability is derecognized when the obligation under the liability is discharged or cancelled or expired. When an existing financial liability is replaced by another from the same lender on substantially different terms, or the terms of an existing liability are substantially modified, such an exchange or modification is treated as the de-recognition of the original liability and the recognition of a new liability. The difference in the respective carrying amount recognized in the Statement of Profit and Loss.

C. Offsetting of financial instrument

Financial assets and financial liabilities are offset and the net amount is reported in the balance sheet if there is a currently enforceable legal right to offset the recognized amounts and there is an intention to settle on a net basis, to realize the assets and settle the liabilities simultaneously.

D. Equity share capital

Ordinary shares are classified as equity instruments is contract that evidences a residual interest in Company's assets after deducting all its liabilities.

Incremental costs directly attributable to the issuance of new equity shares and buy back of equity shares are shown as a deduction from the equity, net off any tax effects.

T. Derivative Financial Instruments and Hedge Accounting

The Company uses various derivative financial instruments to mitigate the risk of changes in interest rates, exchange rates and commodity prices. Such derivative financial instruments are initially recognised at fair value on the date on which a derivative contract is entered into and are also subsequently measured at fair value. Derivatives are carried as Financial Assets when the fair value is positive and as Financial Liabilities when the fair value is negative.

Any gains or losses arising from changes in the fair value of derivatives are taken directly to Statement of Profit and Loss, except for the effective portion of cash flow hedge which is recognised in Other Comprehensive Income and later to Statement of Profit and Loss when the hedged item affects profit or loss or is treated as basis adjustment if a hedged forecast transaction subsequently results in the recognition of a Non-Financial Assets or Non-Financial liability.

Hedges that meet the criteria for hedge accounting are accounted for as follows:

A. Cash Flow Hedge :

The Company designates derivative contracts or non-derivative Financial Assets / Liabilities as hedging instruments to mitigate the risk of movement in interest rates and foreign exchange rates for foreign exchange exposure on highly probable future cash flows attributable to a recognised asset or liability or forecast cash transactions. When a derivative is designated as a cash flow hedging

Notes to the Standalone Financial Statements

instrument, the effective portion of changes in the fair value of the derivative is recognized in the cash flow hedging reserve being part of Other Comprehensive Income. Any ineffective portion of changes in the fair value of the derivative is recognized immediately in the Statement of Profit and Loss. If the hedging relationship no longer meets the criteria for hedge accounting, then hedge accounting is discontinued prospectively. If the hedging instrument expires or is sold, terminated or exercised, the cumulative gain or loss on the hedging instrument recognized in cash flow hedging reserve till the period the hedge was effective remains in cash flow hedging reserve until the underlying transaction occurs. The cumulative gain or loss previously recognized in the cash flow hedging reserve is transferred to the Statement of Profit and Loss upon the occurrence of the underlying transaction. If the forecasted transaction is no longer expected to occur, then the amount accumulated in cash flow hedging reserve is reclassified in the Statement of Profit and Loss.

B. Fair Value Hedge :

The Company designates derivative contracts or non-derivative Financial Assets / Liabilities as hedging instruments to mitigate the risk of change in fair value of hedged item due to movement in interest rates, foreign exchange rates and commodity prices. Changes in the fair value of hedging instruments and hedged items that are designated and qualify as fair value hedges are recorded in the Statement of Profit and Loss. If the hedging relationship no longer meets the criteria for hedge accounting, the adjustment to the carrying amount of a hedged item for which the effective interest method is used for amortising to Statement of Profit and Loss over the period of maturity.

U. Fair value measurement

The Company measures financial instruments at fair value at each balance sheet date.

Fair value is the price that would be received to sell an asset or paid to transfer a liability in an orderly transaction between market participants at the measurement date. The fair value measurement is based on the presumption that the transaction to sell the asset or transfer the liability takes place either :

- In the principal market for the asset or liability or
- In the absence of a principal market, in the most advantageous market for the asset or liability

A fair value measurement of a non-financial asset takes into account a market participant's ability to generate economic benefits by using the asset in its highest and best use or by selling it to another market participant that would use the asset in its highest and best use. The Entity uses valuation techniques that are appropriate in the circumstances and for which sufficient data are available to measure fair value, maximizing the use of relevant observable inputs and minimizing the use of unobservable inputs. All assets and liabilities for which fair value is measured or disclosed in the financial statements are categorized within the fair value hierarchy, described as follows, based on the lowest level input that is significant to the fair value measurement as a whole:

Level 1: Quoted (unadjusted) market prices in active markets for identical assets or liabilities

Level 2: Valuation techniques for which the lowest level input that is significant to the fair value measurement is directly or indirectly observable

Level 3: Valuation techniques for which the lowest level input that is significant to the fair value measurement is unobservable. For the purpose of fair value disclosures, the Company has determined classes of assets & liabilities on the basis of the nature, characteristics and the risks of the asset or liability and the level of the fair value hierarchy as explained above.

V. Employee benefit plans

Short-term obligations

Short-term obligations for wages and salaries, including nonmonetary benefits that are expected to be settled wholly within twelve months after the end of the period, are recognised as an expense at the undiscounted amounts of expected liabilities in the year in which the related service is rendered.

Defined contribution plans

The Company pays provident and other fund contributions to publicly administered funds as per related Government regulations. The Company has no further obligation other than the contributions payable to the respective funds. The Company recognizes contribution payable to such funds as an expense when an employee renders the related service.

Notes to the Standalone Financial Statements

Defined benefit plans

The company provides for gratuity, a defined benefit retirement plan ('the Gratuity Plan') covering eligible employees of the company. The Gratuity Plan provides a lumpsum payment to vested employees at retirement, death, or termination of employment, of an amount based on the respective employee's salary and the tenure of employment with the company.

The cost of providing benefits is determined using the Projected Unit Credit Method, with actuarial valuation being carried out at each balance sheet date.

The net interest cost is calculated by applying the discount rate to the net balance of the defined benefit obligation and is included in finance cost expenses in the Statement of Profit and Loss.

The service cost on the net defined benefit liability/ (asset) is included in employees benefit expenses in the statement of profit and loss.

Past service cost is recognised as an expense when the plan amendment or curtailment occurs or when any related restructuring costs or termination benefits are recognised, whichever is earlier.

Re-measurement gain and loss arising from experience adjustments and change actuarial assumptions are recognised in the periods in which they occur, directly in other comprehensive income. Re-measurement are not classified to the Statement of Profit and Loss in subsequent periods.

Compensated absences

The employees of the Company are entitled to compensated absences that are both accumulating and non accumulating in nature. The expected cost of accumulating compensated absences is determined by actuarial valuation using the projected unit credit method for the unused entitlement accumulated at the balance sheet date. The benefits are discounted using the market yields at the end of the balance sheet date that has terms approximating the terms of the related obligation. Re-measurements resulting from experience adjustments and changes in actuarial assumptions are recognized in profit or loss.

Voluntary Retirement Scheme

Expenditure on voluntary retirement scheme is charged to the Statement of Profit and Loss in the year in which it is incurred.

W. Operating segments

The Company's operating segments are established on the basis of those components of the Company that are evaluated regularly by the Board of Directors (the 'Chief Operating Decision Maker' as defined in Ind AS 108 - 'Operating Segments'), in deciding how to allocate resources and in assessing performance. These have been identified taking into account nature of products and services, the differing risks and returns and the internal business reporting systems.

Revenue and Expenses have been identified to a segment on the basis of relationship to operating activities of the segment. Revenue and Expenses which relate to enterprise as a whole and are not allocable to a segment on reasonable basis have been disclosed as "Un-allocable". Segment Assets and Segment Liabilities represent Assets and Liabilities in respective segments. Assets and liabilities that cannot be allocated to a segment on reasonable basis have been disclosed as "Un-allocable".

X. Statement of Cash flow

Cash flows are stated using the indirect method, whereby profit/loss before tax is adjusted for the effects of transactions of a non-cash nature, any deferrals or accruals of past or future operating cash receipts or payments and items of incomes and expenses associated with investing or financing flows. The cash flows from operating, investing and financing activities of the Company are segregated.

Y. Earnings per share

Basic earnings per share are calculated by dividing the profit/(loss) for the year (before other comprehensive income), attributable to the equity shareholders, by the weighted average number of equity shares outstanding during the year. Diluted earnings per share are calculated by dividing the profit/(loss) for the year (before other comprehensive income), adjusting the after tax effect of interest and other financing costs associated with dilutive potential equity shares, attributable to the equity shareholders, by the weighted average number of equity shares considered for deriving basic earnings per share and also the weighted average number of equity shares which could be issued on the conversion of all dilutive potential equity shares.

Notes to the Standalone Financial Statements

Non-Current Assets

Note 3: Property, Plant and Equipment

Gross Block

(₹ in Crore)

| Particulars | Land | Building | Plant & Machinery | Computers | Vehicles | Furniture and fixtures | Office equipment | Weight bridge | Electrical Appliances | Farm Equipments | Total |
|---|---------------|---------------|-------------------|-------------|--------------|------------------------|------------------|---------------|-----------------------|-----------------|-----------------|
| Gross carrying amount as at April 1, 2022 | 150.78 | 90.45 | 864.85 | 4.63 | 9.03 | 3.60 | 1.14 | 5.06 | 3.13 | 0.03 | 1,132.70 |
| Addition during the year | 0.91 | 17.06 | 232.96 | 1.21 | 3.94 | 0.37 | 0.55 | 1.12 | 0.67 | - | 258.79 |
| Disposals/deductions during the year | - | - | (7.71) | - | (0.47) | (0.18) | (0.05) | - | (0.34) | - | (8.75) |
| Gross carrying amount as at March 31, 2023 | 151.69 | 107.51 | 1,090.10 | 5.84 | 12.50 | 3.79 | 1.64 | 6.18 | 3.46 | 0.03 | 1,382.74 |
| Gross carrying amount as at April 1, 2023 | 151.69 | 107.51 | 1,090.10 | 5.84 | 12.50 | 3.79 | 1.64 | 6.18 | 3.46 | 0.03 | 1,382.74 |
| Addition during the year | - | 14.22 | 166.19 | 0.38 | 1.73 | 0.10 | 0.06 | 0.10 | 0.25 | 0.04 | 183.07 |
| Disposals/deductions during the year | (6.75) | (1.26) | (14.78) | (2.36) | (0.65) | (2.15) | (0.09) | (0.53) | (0.33) | - | (28.90) |
| Gross carrying amount as at March 31, 2024 | 144.94 | 120.47 | 1,241.51 | 3.86 | 13.58 | 1.74 | 1.61 | 5.75 | 3.38 | 0.07 | 1,536.91 |

Accumulated Depreciation

(₹ in Crore)

| Particulars | Land | Building | Plant & Machinery | Computers | Vehicles | Furniture and fixtures | Office equipment | Weight bridge | Electrical Appliances | Farm Equipments | Total |
|-------------------------------------|----------|--------------|-------------------|-------------|-------------|------------------------|------------------|---------------|-----------------------|-----------------|---------------|
| Balance as April 1, 2022 | - | 39.80 | 392.61 | 3.49 | 4.20 | 3.04 | 0.92 | 3.71 | 1.98 | 0.01 | 449.76 |
| Charges for the year | - | 4.05 | 30.79 | 0.57 | 1.21 | 0.08 | 0.10 | 0.12 | 0.19 | - | 37.11 |
| Disposal/Deductions during the year | - | - | (5.29) | - | (0.43) | (0.18) | (0.05) | - | (0.32) | - | (6.27) |
| Balance as at March 31, 2023 | - | 43.85 | 418.11 | 4.06 | 4.98 | 2.94 | 0.97 | 3.83 | 1.85 | 0.01 | 480.60 |
| Balance as April 1, 2023 | - | 43.85 | 418.11 | 4.06 | 4.98 | 2.94 | 0.97 | 3.83 | 1.85 | 0.01 | 480.60 |
| Charges for the year | - | 4.93 | 37.85 | 0.69 | 1.41 | 0.10 | 0.13 | 0.18 | 0.20 | - | 45.49 |
| Disposal/Deductions during the year | - | (0.85) | (9.56) | (2.25) | (0.47) | (2.06) | (0.09) | (0.51) | (0.31) | - | (16.10) |
| Balance as at March 31, 2024 | - | 47.93 | 446.40 | 2.50 | 5.92 | 0.98 | 1.01 | 3.50 | 1.74 | 0.01 | 509.99 |

Net Carrying Amount

(₹ in Crore)

| Particulars | Land | Building | Plant & Machinery | Computers | Vehicles | Furniture and fixtures | Office equipment | Weight bridge | Electrical Appliances | Farm Equipments | Total |
|----------------------|--------|----------|-------------------|-----------|----------|------------------------|------------------|---------------|-----------------------|-----------------|----------|
| As at March 31, 2023 | 151.69 | 63.66 | 671.99 | 1.78 | 7.52 | 0.85 | 0.67 | 2.35 | 1.61 | 0.02 | 902.14 |
| As at March 31, 2024 | 144.94 | 72.54 | 795.11 | 1.36 | 7.66 | 0.76 | 0.60 | 2.25 | 1.64 | 0.06 | 1,026.92 |

Notes to the Standalone Financial Statements

Note 3.1 Disclosures

- i. Refer to Note 48 for information on Property, Plant & Equipment hypothecated as security by the Company.
- ii. Refer Note 40 for disclosure of contractual commitments for the acquisition of Property, Plant and Equipment.
- iii. All Immovable properties are held in the name of the Company. However, mutation of immovable property situated at Village - Mohra, District Bijnor, Uttar Pradesh having carrying amount of ₹4,57,830 in the name of Company in the records of local authority is still pending and in progress.
- iv. There are no proceedings against the Company that have been initiated or pending against them for holding any benami property under the Benami Transactions (Prohibition) Act, 1988 (45 of 1988) and the rules made thereunder.

Note 4: Right-of-Use Assets

(₹ in Crore)

| Particulars | As at | As at |
|--------------------------------------|-----------------|----------------|
| | March 31, 2024 | March 31, 2023 |
| | Premises | |
| Gross Carrying Cost | | |
| Opening Balance | 15.61 | 11.70 |
| Additions during the year | 6.33 | 3.91 |
| Disposals/deductions during the year | - | - |
| Gross carrying amount | 21.94 | 15.61 |
| Depreciation | | |
| Opening Balance | 8.48 | 5.27 |
| Charges for the year | 3.97 | 3.21 |
| Disposals/deductions during the year | - | - |
| Closing Balance | 12.45 | 8.48 |
| Net Carrying Amount | 9.49 | 7.13 |

Note 5: Capital Work-in-progress

(₹ in Crore)

| Particulars | | As at | As at |
|---|-----------|----------------|----------------|
| | | March 31, 2024 | March 31, 2023 |
| Opening balance | | | |
| Plant and equipment/Civil Work-in-progress | (A) | 36.17 | 78.30 |
| Add: Additions during the year | (B) | 154.78 | 186.69 |
| | (B) | 154.78 | 186.69 |
| Preoperative Expenses/Trial run expenses | | | |
| Trial Run Expenses (Net of Trial run income)* | | 2.42 | 13.41 |
| Finance Cost# | | 0.69 | 5.40 |
| Total | (C) | 3.11 | 18.81 |
| Total CWIP during the year | D=(A+B+C) | 194.06 | 283.80 |
| Capitalized during the year | (E) | 181.11 | 247.63 |
| Total Capitalized during the year | (E) | 181.11 | 247.63 |
| Closing Balance | F=(D-E) | 12.95 | 36.17 |

#The finance costs on specific borrowings capitalized during the year amounted to ₹ 0.69 Crore (P.Y. ₹5.40 Crore) using the capitalization rate of 8.50% (P.Y. 8.05%) per annum which is the effective interest rate of the specific borrowings. Further, the Company has not capitalized any borrowing costs on its general borrowings.

*Refer note no. 34 for Pre-operative and trial run expenses capitalised

Notes to the Standalone Financial Statements

Note 5.1: Capital Work-in-progress ageing schedule

CWIP ageing schedule as at March 31, 2024

| Particulars | Amount in CWIP for a period of | | | | Total |
|---------------------------------|--------------------------------|------------|-----------|-------------------|-------|
| | Less than 1 year | 1- 2 years | 2-3 years | More than 3 years | |
| Projects in progress | 12.95 | - | - | - | 12.95 |
| Projects temporarily suspended# | | | Nil | | |

CWIP ageing schedule as at March 31, 2023

| Particulars | Amount in CWIP for a period of | | | | Total |
|---------------------------------|--------------------------------|------------|-----------|-------------------|-------|
| | Less than 1 year | 1- 2 years | 2-3 years | More than 3 years | |
| Projects in progress | 35.25 | 0.92 | - | - | 36.17 |
| Projects temporarily suspended# | | | Nil | | |

#No Projects have been temporarily suspended.

Note 5.2:

There is no project in progress as at March 31,2024 and March 31, 2023 whose completion is overdue nor the cost of any project has exceeded the amount compared to its original plan.

Note 6: Financial Assets - Non-Current Investments

(₹ in Crore)

| Particulars | As at March 31, 2024 | As at March 31, 2023 |
|---|-------------------------|-------------------------|
| Investment in Wholly Owned Subsidiary Company (Unquoted) | | |
| Equity Investments | | |
| (Carried at deemed cost/Cost) | | |
| Dhampur International Pte Ltd. | 53.59 | 53.59 |
| 8010000 (PY:8010000) equity shares of Par value | | |
| 10000 equity shares of SGD 1 per share | | |
| 8000000 equity shares of USD 1 per share | | |
| Less :- Provision for Impairment | (26.38) | (26.38) |
| Others | | |
| Deemed Equity Contribution for Financial Guarantee | 0.95 | - |
| Total | 28.16 | 27.21 |

Note 6.1: Disclosure for Measurement of Investments

(₹ in Crore)

| Particulars | As at March 31, 2024 | As at March 31, 2023 |
|--|-------------------------|-------------------------|
| Investment carried at deemed cost/Cost | 28.16 | 27.21 |
| Investment carried at fair value through FVTPL | - | - |
| Investment carried at fair value through OCI | - | - |

Notes to the Standalone Financial Statements

Note 6.2: Category wise Investments

(₹ in Crore)

| Particulars | As at March 31, 2024 | As at March 31, 2023 |
|---|-------------------------|-------------------------|
| Aggregate amount of quoted investments and market value | - | - |
| Aggregate amount of unquoted investments (including deemed equity contribution) | 54.54 | 53.59 |
| Aggregate amount of provision for impairment in value of Investments | 26.38 | 26.38 |

Note 7: Financial Assets - Others

(₹ in Crore)

| Particulars | As at March 31, 2024 | As at March 31, 2023 |
|---|-------------------------|-------------------------|
| (Unsecured and considered good, unless otherwise stated) | | |
| (i) Non- Current | | |
| Security deposits | | |
| - to related parties# | 0.98 | 0.91 |
| - to others | 0.81 | 1.26 |
| Interest Receivable on FDR | 0.03 | 0.04 |
| Total | 1.82 | 2.21 |
| (ii) Current | | |
| Interest Receivable | 0.36 | 0.23 |
| Security deposits to others | 0.54 | 0.25 |
| Total | 0.90 | 0.48 |

#Refer note no. 46

Note 8: Tax Assets

(₹ in Crore)

| Particulars | As at March 31, 2024 | As at March 31, 2023 |
|--------------------|-------------------------|-------------------------|
| Non-Current | | |
| Income Tax | 0.40 | 0.40 |
| Total | 0.40 | 0.40 |

Note 9: Other Assets

(₹ in Crore)

| Particulars | As at March 31, 2024 | As at March 31, 2023 |
|---|-------------------------|-------------------------|
| (Unsecured and considered good, unless otherwise stated) | | |
| (i) Non-Current | | |
| Capital Advance | 8.14 | 3.01 |
| Statutory Dues paid under Protest | 0.59 | 0.57 |
| CSR Expenses paid in advance | 0.39 | 0.61 |
| Prepaid Expenses | 0.51 | 0.31 |
| Total | 9.63 | 4.50 |
| (ii) Current | | |
| Advance to Suppliers | 5.08 | 10.27 |
| Advances to Employees | 0.54 | 0.19 |
| Balance with Revenue authorities | 12.18 | 12.15 |

Notes to the Standalone Financial Statements

Note 9: Other Assets *Contd.*

(₹ in Crore)

| Particulars | As at March 31, 2024 | As at March 31, 2023 |
|------------------------------|-------------------------|-------------------------|
| Prepaid Expenses | 4.10 | 3.65 |
| CSR Expenses paid in advance | 2.10 | 1.78 |
| Government Grants | 7.30 | 4.89 |
| Insurance claim Receivable | 8.12 | 9.01 |
| Other Assets | 1.80 | 1.29 |
| Total | 41.22 | 43.23 |

Note 10: Inventories

(₹ in Crore)

| Particulars | As at March 31, 2024 | As at March 31, 2023 |
|--|-------------------------|-------------------------|
| (refer note no.2.3(viii) for Mode of Valuation) | | |
| Raw materials | 1.22 | 0.80 |
| Work-in-Progress | 15.54 | 25.69 |
| Finished goods (including By-Product) | 1,042.61 | 767.91 |
| Stock in Trade | 0.11 | 0.21 |
| Stores & Spare parts | 23.04 | 24.63 |
| Loose Tools | 0.03 | 0.05 |
| Total | 1,082.55 | 819.29 |

(₹ in Crore)

| Particulars | As at March 31, 2024 | As at March 31, 2023 |
|--|-------------------------|-------------------------|
| Note : | | |
| Inventory pledged/ hypothecated to banks for securing working capital facilities | 1,081.33 | 818.49 |
| Amount of write down of inventories recognized as expenses | - | - |

Note 11: Trade Receivables

(₹ in Crore)

| Particulars | As at March 31, 2024 | As at March 31, 2023 |
|---|-------------------------|-------------------------|
| Trade receivable Considered good - Secured | - | - |
| Trade receivable Considered good - Unsecured (Includes Unbilled Revenue ₹0.93 Crore (P.Y. ₹6.87 Crore)) | 89.09 | 134.08 |
| Trade receivable which have Significant increase in Credit Risk | - | - |
| Trade receivable - Credit Impaired | - | - |
| | 89.09 | 134.08 |
| Less: Allowance for expected credit losses | 1.56 | 0.86 |
| Total | 87.53 | 133.22 |

Notes to the Standalone Financial Statements

Note 11.1 Trade Receivables Ageing

Trade Receivables Ageing Schedule as at March 31, 2024

(₹ in Crore)

| Particulars | Outstanding for following Periods from due date of payments | | | | | | Total |
|--|---|----------------------|-----------------------|-------------|-------------|-------------------------|--------------|
| | Not Due/ Unbilled Revenue | Less than 6 Month | 6 months to 1 year | 1-2 Years | 2-3 years | More than 3 years | |
| Undisputed Trade Receivables considered good | 26.33 | 59.22 | 1.74 | 0.52 | 0.35 | - | 88.16 |
| Undisputed Trade Receivables– which have significant increase in credit risk | - | - | - | - | - | - | - |
| Undisputed Trade Receivables credit impaired | - | - | - | - | - | - | - |
| Disputed Trade Receivables considered good | - | - | - | - | - | - | - |
| Disputed Trade Receivables – which have significant increase in credit risk | - | - | - | - | - | - | - |
| Disputed Trade Receivables – credit impaired | - | - | - | - | - | - | - |
| Unbilled Revenue | 0.93 | - | - | - | - | - | 0.93 |
| Sub Total | 27.26 | 59.22 | 1.74 | 0.52 | 0.35 | - | 89.09 |
| Less: Allowance for expected credit losses | | | | | | | 1.56 |
| Total | 27.26 | 59.22 | 1.74 | 0.52 | 0.35 | - | 87.53 |

Trade Receivable Ageing Schedule as at March 31, 2023

(₹ in Crore)

| Particulars | Outstanding for following Periods from due date of payments | | | | | | Total |
|--|---|----------------------|-----------------------|-------------|-----------|-------------------------|---------------|
| | Not Due/ Unbilled Revenue | Less than 6 Month | 6 months to 1 year | 1-2 Years | 2-3 years | More than 3 years | |
| Undisputed Trade Receivables considered good | 38.20 | 87.13 | 1.31 | 0.57 | - | - | 127.21 |
| Undisputed Trade Receivables– which have significant increase in credit risk | - | - | - | - | - | - | - |
| Undisputed Trade Receivables credit impaired | - | - | - | - | - | - | - |
| Disputed Trade Receivables considered good | - | - | - | - | - | - | - |
| Disputed Trade Receivables – which have significant increase in credit risk | - | - | - | - | - | - | - |
| Disputed Trade Receivables – credit impaired | - | - | - | - | - | - | - |
| Unbilled Revenue | 6.87 | - | - | - | - | - | 6.87 |
| Sub Total | 45.07 | 87.13 | 1.31 | 0.57 | - | - | 134.08 |
| Less: Allowance for expected credit losses | | | | | | | 0.86 |
| Total | 45.07 | 87.13 | 1.31 | 0.57 | - | - | 133.22 |

Note 11.2 : Other Disclosures:

- There are no outstanding receivables due from directors or other officers of the Company and firms and companies in which any director is a partner or a director or a member.
- Refer Note 50 for information about credit risk and market risk on receivables.
- Refer Note 48 for information on trade receivable hypothecated as security by the Company.

Notes to the Standalone Financial Statements

Note 12: Cash and cash equivalents

(₹ in Crore)

| Particulars | As at March 31, 2024 | As at March 31, 2023 |
|---|-------------------------|-------------------------|
| (i) Cash in hand | 0.51 | 0.45 |
| (ii) Fixed Deposit (Original maturity less than 3 Months) | - | 97.00 |
| (iii) Balances with banks: | | |
| - On Current Account | 1.87 | 0.96 |
| Total | 2.38 | 98.41 |

Note 13: Bank Balances other than cash and cash equivalents

(₹ in Crore)

| Particulars | As at March 31, 2024 | As at March 31, 2023 |
|--|-------------------------|-------------------------|
| Balances with banks : | | |
| Deposits held as security or margin against guarantees | 3.09 | 2.60 |
| Deposits earmarked for Molasses Storage Fund | 0.99 | 0.81 |
| Total | 4.08 | 3.41 |

Note 13.1: Restricted Cash

Balances includes term deposit accounts with original maturity period of more than three months and not more than twelve months, pledged as security with banks for issuance of Bank Guarantee and Letter of Credit.

Note 14: Share Capital

a. Authorised Share Capital

| | No. of Shares | (₹ in Crore) |
|-----------------------------|-----------------|--------------|
| Equity Shares of ₹10/- each | | |
| As at April 1, 2022 | 91600000 | 91.60 |
| Changes During the year | - | - |
| As at March 31, 2023 | 91600000 | 91.60 |
| Changes During the year | - | - |
| As at March 31, 2024 | 91600000 | 91.60 |

b. Issued, subscribed & fully paid up/Share Capital Suspense Account:

| | No. of Shares | (₹ in Crore) |
|-----------------------------|-----------------|--------------|
| Equity Shares of ₹10/- each | | |
| As at April 1, 2022 | 66387590 | 66.39 |
| Changes During the year | - | - |
| As at March 31, 2023 | 66387590 | 66.39 |
| Changes During the year | - | - |
| As at March 31, 2024 | 66387590 | 66.39 |

Notes to the Standalone Financial Statements

Note 14: Share Capital *Contd.*

c. Terms and rights attached to Equity Shares

The Company has a single class of equity shares having face value of ₹10 per share. Accordingly, all equity shares rank equally with regard to dividends and share in the Company's residual assets. The voting rights of an equity shareholder are in proportion to its share of the paid-up equity capital of the Company. Voting rights cannot be exercised in respect of share on which any call or other sums presently payable have not been paid.

The Company declares and pays dividend in Indian rupees. The holders of the equity shares are entitled to receive dividends as declared from time to time. In the event of liquidation of the Company, the holders of equity shares will be entitled to receive any of the remaining assets of the Company after distribution of all preferential amounts. The distribution will be in proportion to the number of equity shares held by the shareholders.

d. Dividend

The Board of Directors of the company proposed final dividend of ₹2.50 per equity share for the financial year 2023-24. In its meeting dated April 24, 2024. The Company paid final dividend of ₹3.50 per share for the financial year 2022-23, during the year.

e. Shareholders holding more than 5 % of the Equity shares

| Name of Equity Shareholders | As at March 31, 2024 | | As at March 31, 2023 | |
|--|----------------------|-----------|----------------------|-----------|
| | No. of Shares | % Holding | No. of Shares | % Holding |
| Equity shares of ₹10 each fully paid-up | | | | |
| Shudh Edible Products Private Limited | 11218180 | 16.90% | 11118180 | 16.75% |
| Sonitron Limited | 11471231 | 17.28% | 11346231 | 17.09% |
| Gautam Goel | 4242339 | 6.39% | 4242339 | 6.39% |
| Anil Kumar Goel | 6000000 | 9.04% | 6000000 | 9.04% |
| Deepa Goel | 6268991 | 9.44% | 6118991 | 9.22% |

f. Shareholding of Promoters

| Promoter Name | As at March 31, 2024 | | As at March 31, 2023 | | Changes during the year |
|---------------------------------------|----------------------|-------------------|----------------------|-------------------|-------------------------|
| | No. of Shares | % of total shares | No. of Shares | % of total shares | |
| Vijay Kumar Goel | 349116 | 0.53% | 349116 | 0.53% | - |
| Gautam Goel | 4242339 | 6.39% | 4242339 | 6.39% | - |
| Deepa Goel | 6268991 | 9.44% | 6118991 | 9.22% | 2.45% |
| Bindu Vashist Goel | 76350 | 0.12% | 76350 | 0.12% | - |
| Shefali Poddar | 31760 | 0.05% | 31760 | 0.05% | - |
| Ritu Sanghi | 7500 | 0.01% | 7500 | 0.01% | - |
| Aparna Jalan | 46100 | 0.07% | 46100 | 0.07% | - |
| Asha Kumari Swarup | - | 0.00% | 4 | 0.00% | (100%) |
| Shudh Edible Products Private Limited | 11218180 | 16.90% | 11118180 | 16.75% | 0.90% |
| Sonitron Limited | 11471231 | 17.28% | 11346231 | 17.09% | 1.10% |

g. Aggregate number and class of shares bought back:

The Company has not bought back shares in the last five years immediately preceding the balance sheet date.

h. No equity shares were allotted as fully paid up by way of bonus shares during the last five years as at the date of balance sheet. However 66387590 Equity shares have been allotted on May 23, 2022 in terms of Scheme of Arrangement without payment received in cash.

Notes to the Standalone Financial Statements

Note 15: Other Equity

A. Reserve and Surplus

(i) Capital Reserve (₹ in Crore)

| Particulars | As at March 31, 2024 | As at March 31, 2023 |
|-------------------------------|-------------------------|-------------------------|
| Opening Balance | 714.56 | 714.56 |
| Add: Addition during the year | - | - |
| Closing Balance | 714.56 | 714.56 |

(ii) Storage fund/reserve for molasses (₹ in Crore)

| Particulars | As at March 31, 2024 | As at March 31, 2023 |
|-------------------------------|-------------------------|-------------------------|
| Opening Balance | 0.61 | 0.35 |
| Add: Addition during the year | 0.28 | 0.26 |
| Closing Balance | 0.89 | 0.61 |

(iii) Retained Earnings (₹ in Crore)

| Particulars | As at March 31, 2024 | As at March 31, 2023 |
|---|-------------------------|-------------------------|
| Opening Balance | 215.89 | 103.87 |
| Add: Net profit after tax for the year | 48.82 | 112.02 |
| Less: Dividend declared on Equity shares for F.Y. 2022-23 | 23.24 | - |
| Closing Balance | 241.47 | 215.89 |

B. Other Comprehensive Income

(i) Remeasurement of post employment benefit obligation (₹ in Crore)

| Particulars | As at March 31, 2024 | As at March 31, 2023 |
|---------------------------------|-------------------------|-------------------------|
| Opening Balance | (1.74) | 0.09 |
| Add: Addition during the year | (0.91) | (1.83) |
| Closing Balance | (2.65) | (1.74) |
| Total Other Equity (A+B) | 954.27 | 929.32 |

Note 15.1 : Nature and purpose of reserves

(i) Capital Reserve

Capital reserve was created on transfer of demerged undertakings to the Company under the Scheme of Demerger and represent the excess of book value of assets transferred over the book value of liability assumed and amount of share capital issued.

(ii) Storage fund/reserve for molasses

The storage fund for molasses has been created to meet the cost of construction and maintenance of molasses storage tank as required under Uttar Pradesh Sheera Niyantaran (Sansodhan) Adesh, 1974.

Notes to the Standalone Financial Statements

(iii) Retained Earnings

Retained earnings represents the undistributed profit / amount of accumulated earnings of the Company.

(iv) Other Comprehensive Income

Other comprehensive income (OCI) represents the balance in equity relating to re-measurement gain/(loss) of defined benefit obligation which will not be reclassified to the statement of profit and loss.

Note 16: Financial Liabilities - Borrowings

(₹ in Crore)

| Particulars | As at March 31, 2024 | As at March 31, 2023 |
|--|-------------------------|-------------------------|
| (i) Non-Current | | |
| Secured Term Loans | | |
| Rupee Loan From banks * | 177.35 | 169.11 |
| Less: Ind AS Adjustment | 0.40 | 0.40 |
| Total | 176.95 | 168.71 |
| (ii) Current | | |
| Secured | | |
| <i>Loan Payable on demands</i> | | |
| - Working Capital Loans from Banks (Cash credit) | 756.09 | 449.36 |
| - Working Capital Demand Loan | 50.00 | - |
| - Export Packing Credit | - | 58.74 |
| Unsecured | | |
| - Working Capital Demand Loan | - | 50.00 |
| Current maturities of long term borrowings * | 64.09 | 77.20 |
| Less: Ind AS Adjustments | 0.32 | 0.72 |
| Total | 869.86 | 634.58 |

* Refer note 48 for security and repayment terms

Note 17: Lease Liabilities

(₹ in Crore)

| Particulars | As at March 31, 2024 | As at March 31, 2023 |
|------------------------|-------------------------|-------------------------|
| (i) Non-Current | | |
| Lease Liabilities | 6.61 | 4.76 |
| Total | 6.61 | 4.76 |
| (ii) Current | | |
| Lease Liabilities | 3.53 | 2.26 |
| Total | 3.53 | 2.26 |

Note 18: Trade Payables

(₹ in Crore)

| Particulars | As at March 31, 2024 | As at March 31, 2023 |
|--|-------------------------|-------------------------|
| Due to Micro and Small Enterprises (Refer note 41) | 7.19 | 4.65 |
| Other than Micro and Small Enterprises | 121.10 | 142.26 |
| Unbilled Expenses | 8.94 | 16.97 |
| Total | 137.23 | 163.88 |

Notes to the Standalone Financial Statements

Note 18: Trade Payables *Contd.*

Note 18.1 Trade Payables Ageing

Trade Payables Ageing Schedule as at March 31, 2024

(₹ in Crore)

| Particulars | Outstanding for following Periods from due date of payments | | | | | Total |
|----------------------|---|---------------------|-------------|-------------|----------------------|---------------|
| | Not Due/ Hold | Less than 1 Year | 1-2 Years | 2-3 years | More than 3 years | |
| MSME | 0.07 | 7.08 | 0.04 | - | - | 7.19 |
| Other | 93.72 | 23.00 | 2.98 | 1.23 | 0.17 | 121.10 |
| Disputed Dues- MSME | - | - | - | - | - | - |
| Disputed Dues- Other | - | - | - | - | - | - |
| Unbilled Dues | 8.94 | - | - | - | - | 8.94 |
| Total | 102.73 | 33.08 | 3.02 | 1.23 | 0.17 | 137.23 |

Trade Payables Ageing Schedule as at March 31, 2023

(₹ in Crore)

| Particulars | Outstanding for following Periods from due date of payments | | | | | Total |
|----------------------|---|---------------------|-------------|-------------|----------------------|---------------|
| | Not Due/ Hold | Less than 1 Year | 1-2 Years | 2-3 years | More than 3 years | |
| MSME | 0.37 | 4.27 | 0.01 | - | - | 4.65 |
| Other | 54.70 | 85.28 | 1.97 | 0.31 | - | 142.26 |
| Disputed Dues- MSME | - | - | - | - | - | - |
| Disputed Dues- Other | - | - | - | - | - | - |
| Unbilled Dues | 16.97 | - | - | - | - | 16.97 |
| Total | 72.04 | 89.55 | 1.98 | 0.31 | - | 163.88 |

Note 19: Other Current Financial Liabilities

(₹ in Crore)

| Particulars | As at March 31, 2024 | As at March 31, 2023 |
|--|-------------------------|-------------------------|
| Employee Benefits Payable | 10.94 | 16.23 |
| Creditors for capital expenditure | 0.35 | 6.67 |
| Foreign Currency/Guarantee Payable | 0.14 | 0.72 |
| Dividend Payable | 0.12 | - |
| Other Payables | 0.26 | 3.27 |
| Retention Money Payable & Security Deposit | 6.89 | 7.39 |
| Total | 18.70 | 34.28 |

Note 20: Provisions

(₹ in Crore)

| Particulars | As at March 31, 2024 | As at March 31, 2023 |
|--|-------------------------|-------------------------|
| (i) Non-Current | | |
| Provision for Employee Benefits | | |
| Gratuity | 21.86 | 20.42 |
| Leave Encashment | 1.36 | 0.91 |
| Total | 23.22 | 21.33 |

Notes to the Standalone Financial Statements

Note 20: Provisions *Contd.*

(₹ in Crore)

| Particulars | As at March 31, 2024 | As at March 31, 2023 |
|--|-------------------------|-------------------------|
| (ii) Current | | |
| Provision for Employee Benefits | | |
| Gratuity | 2.67 | 2.26 |
| Leave Encashment | 1.14 | 1.25 |
| Total | 3.81 | 3.51 |

Note 21: Other Liabilities

(₹ in Crore)

| Particulars | As at March 31, 2024 | As at March 31, 2023 |
|----------------------------|-------------------------|-------------------------|
| (i) Non-Current | | |
| Deferred Government Grants | - | 0.06 |
| Deferred Income | 0.06 | - |
| Total | 0.06 | 0.06 |
| (ii) Current | | |
| Deferred Government Grants | 0.06 | 1.08 |
| Deferred Income | 0.03 | - |
| Interest Accrued on MSME | 0.42 | 0.29 |
| Advance from customers | 12.11 | 11.60 |
| Statutory dues payable | 5.96 | 7.15 |
| Total | 18.58 | 20.12 |

Note 22: Current Tax Liabilities/(Assets)

(₹ in Crore)

| Particulars | As at March 31, 2024 | As at March 31, 2023 |
|----------------------|-------------------------|-------------------------|
| Current Tax Payable | 11.65 | 23.31 |
| Less : Prepaid Taxes | 17.21 | 22.44 |
| Total | (5.56) | 0.87 |

Note 23: Deferred Tax Liability

(₹ in Crore)

| Particulars | As at March 31, 2024 | As at March 31, 2023 |
|---|-------------------------|-------------------------|
| Deferred Tax Asset : | | |
| On account of difference in the tax base value and carrying amount on account of investment | 8.12 | 7.17 |
| On account of temporary differences on allowability of expenses for tax purposes | 8.65 | 7.63 |
| On account of Right-of-use assets | 3.32 | 2.49 |
| MAT Credit Entitlement | 44.89 | 46.84 |
| Total | 64.98 | 64.13 |
| Deferred Tax Liability : | | |
| On account of property plant & equipments (other than land) | 93.26 | 86.82 |

Notes to the Standalone Financial Statements

Note 23: Deferred Tax Liability *Contd.*

(₹ in Crore)

| Particulars | As at March 31, 2024 | As at March 31, 2023 |
|--|-------------------------|-------------------------|
| On account of Lease liabilities | 3.54 | 2.45 |
| On account of difference in the tax base value and carrying amount of land | 2.56 | 2.59 |
| Total | 99.36 | 91.86 |
| Deferred Tax Liability/ (Asset) - Net | 34.38 | 27.73 |

Note 23.1: Movement in deferred tax liabilities/ (assets)

(₹ in Crore)

| Particulars | Deferred Tax Assets | | | | | Deferred Tax Liabilities | | | Total |
|------------------------------|------------------------------|------------------------|--------------------------|---------------------|---------------|------------------------------|-------------------|-------------|--------------|
| | Employee retirement benefits | MAT credit entitlement | Allowability of expenses | Right-of-Use Assets | Investments | Property, plant & equipments | Lease Liabilities | Land | |
| At April 01, 2022 | (5.95) | (49.45) | (0.77) | (2.25) | (7.54) | 87.16 | 2.05 | 3.76 | 27.01 |
| Recognized in profit or loss | 0.05 | 2.61 | (0.35) | (0.24) | 0.37 | (0.34) | 0.40 | (1.17) | 1.33 |
| Recognized in OCI | (0.61) | - | - | - | - | - | - | - | (0.61) |
| At March 31, 2023 | (6.51) | (46.84) | (1.12) | (2.49) | (7.17) | 86.82 | 2.45 | 2.59 | 27.73 |
| Recognized in profit or loss | (0.81) | 1.95 | 0.10 | (0.83) | (0.95) | 6.44 | 1.09 | (0.03) | 6.96 |
| Recognized in OCI | (0.31) | - | - | - | - | - | - | - | (0.31) |
| At March 31, 2024 | (7.63) | (44.89) | (1.02) | (3.32) | (8.12) | 93.26 | 3.54 | 2.56 | 34.38 |

Pursuant to introduction of Section 115BAA of the Income Tax Act, 1961, the Domestic Companies now have an option to pay Corporate income tax at reduce rate plus applicable surcharge and cess (New Tax Rate) by foregoing certain exemptions/deductions. During the year, the Company has assessed the financial year in which it will be able to opt for new Tax rate regime and accordingly has measured its deferred tax assets and liabilities using the income tax rates applicable in the year of reversal. This has resulted in reversal of deferred tax liabilities of Rs. 4.37 crore (P.Y. Rs. 14.52 crore) during the year.

Note 24: Revenue from Operations

(₹ in Crore)

| Particulars | For the year ended March 31, 2024 | For the year ended March 31, 2023 |
|--------------------------------|--------------------------------------|--------------------------------------|
| Revenue from Operations | | |
| Manufactured Goods* | 2,333.77 | 2,604.22 |
| Traded Goods | 2.37 | 3.48 |
| Other Operating Revenue | | |
| Scrap Sales | 4.25 | 5.89 |
| Duty Drawback on Exports | 0.03 | 0.39 |
| Freight Charges Recovered | 17.95 | 32.58 |
| Others | 2.79 | 2.04 |
| Total | 2,361.16 | 2,648.60 |

*Refer Note 42

Notes to the Standalone Financial Statements

Note 25: Other Incomes

(₹ in Crore)

| Particulars | For the year ended March 31, 2024 | For the year ended March 31, 2023 |
|---|--------------------------------------|--------------------------------------|
| Interest Income | | |
| - from banks and others | 1.22 | 0.26 |
| - from financial assets carried at amortized cost | 0.11 | 0.10 |
| Income from Rent | 0.60 | 1.72 |
| Profit on sale of Property, Plant & Equipments and Intangible Assets* | 17.33 | 0.05 |
| Balances/ Provision No longer required written back | 1.90 | 6.99 |
| Foreign Exchange Gain | 1.42 | - |
| Miscellaneous Income | 1.14 | 0.50 |
| Total | 23.72 | 9.62 |

*includes profit on sale of immovable properties.

Note 26: Cost of Raw Material Consumed

(₹ in Crore)

| Particulars | For the year ended March 31, 2024 | For the year ended March 31, 2023 |
|--------------------------------------|--------------------------------------|--------------------------------------|
| Cost of raw material consumed | | |
| - Sugar cane | 1,578.36 | 1,556.17 |
| - Molasses | 20.69 | 26.34 |
| - Bagasse and other fuel | 4.96 | 5.46 |
| - Others | 0.13 | 0.28 |
| Total | 1,604.14 | 1,588.25 |

Note 27: Excise Duty on Sale of Goods

(₹ in Crore)

| Particulars | For the year ended March 31, 2024 | For the year ended March 31, 2023 |
|---------------------------------------|--------------------------------------|--------------------------------------|
| Excise Duty on Sale of Country liquor | 529.98 | 246.91 |
| Total | 529.98 | 246.91 |

Note 28: Purchase of Stock-in-Trade

(₹ in Crore)

| Particulars | For the year ended March 31, 2024 | For the year ended March 31, 2023 |
|----------------------------------|--------------------------------------|--------------------------------------|
| Cane Development Product | 0.03 | 0.45 |
| Purchase of Jaggery, Mishri etc. | 1.84 | 3.45 |
| Total | 1.87 | 3.90 |

Notes to the Standalone Financial Statements

Note 29: Changes in inventories of finished goods, work-in-progress and stock-in-trade (₹ in Crore)

| Particulars | | For the year ended March 31, 2024 | For the year ended March 31, 2023 |
|--|-------|--------------------------------------|--------------------------------------|
| Closing Stock: | | | |
| Finished stock | | 1,042.61 | 767.91 |
| Stock in Trade | | 0.11 | 0.21 |
| Work-in-Progress | | 15.54 | 25.69 |
| Total | (A) | 1,058.26 | 793.81 |
| Opening Stock : | | | |
| Finished stock | | 767.91 | 1,017.30 |
| Stock in Trade | | 0.21 | - |
| Work-in-Progress | | 25.69 | 20.46 |
| Total | (B) | 793.81 | 1,037.76 |
| (Increase)/ Decrease in Inventories | (B-A) | (264.45) | 243.95 |

Note 30: Employees benefits expenses (₹ in Crore)

| Particulars | | For the year ended March 31, 2024 | For the year ended March 31, 2023 |
|---|--|--------------------------------------|--------------------------------------|
| Salaries and wages | | 84.40 | 96.49 |
| Contribution to Provident & other funds | | 6.88 | 6.75 |
| Gratuity* | | 1.55 | 1.27 |
| Voluntary retirement compensation | | 0.47 | 0.25 |
| Workmen & staff welfare expenses | | 0.64 | 0.70 |
| Total | | 93.94 | 105.46 |

*Refer note no. 47

Note 31: Depreciation and Amortization (₹ in Crore)

| Particulars | | For the year ended March 31, 2024 | For the year ended March 31, 2023 |
|--|--|--------------------------------------|--------------------------------------|
| Depreciation of Property, Plant and Equipment* | | 45.49 | 37.11 |
| Depreciation of Right-of-Use Assets# | | 3.97 | 3.21 |
| Total | | 49.46 | 40.32 |

* Refer note no. 3

Refer note no. 4

Notes to the Standalone Financial Statements

Note 32: Finance costs

(₹ in Crore)

| Particulars | For the year ended March 31, 2024 | For the year ended March 31, 2023 |
|--|--------------------------------------|--------------------------------------|
| Interest expenses on financial liabilities measured at amortize cost | 41.36 | 41.28 |
| Interest on Lease Liability | 0.68 | 0.71 |
| Other borrowing cost | 1.91 | 2.66 |
| Interest others | 0.24 | 0.06 |
| Interest on Gratuity Liability | 1.77 | 1.43 |
| | 45.96 | 46.14 |
| Less : Interest capitalized during the year | 0.69 | 5.40 |
| Total | 45.27 | 40.74 |

Note 33: Other expense

(₹ in Crore)

| Particulars | For the year ended March 31, 2024 | For the year ended March 31, 2023 |
|--|--------------------------------------|--------------------------------------|
| Consumption of stores, spares & other manufacturing expenses | 54.21 | 54.70 |
| Cane development expenses | 4.50 | 4.40 |
| Consumption of Packing material | 47.85 | 33.78 |
| Power and fuel | 8.83 | 5.47 |
| Repair & Maintenance : | | |
| - Plant & machinery | 26.51 | 30.66 |
| - Building | 3.35 | 1.13 |
| - Others | 4.56 | 3.49 |
| Short Term lease/Low value item lease expenses | 3.87 | 2.87 |
| Rates and taxes | 12.89 | 12.55 |
| Insurance | 4.72 | 4.08 |
| Transfer to storage fund for molasses | 0.28 | 0.26 |
| Consultancy/Retainership/Professional Fees | 15.09 | 5.86 |
| Selling Expenses : | | |
| - Commission to selling agents | 2.58 | 3.64 |
| - Freight, Loading and other selling expenses | 40.68 | 80.40 |
| Demerger Expenses | 0.04 | 0.20 |
| Travelling & Conveyance | 7.68 | 7.30 |
| Security Services | 3.73 | 3.70 |
| Miscellaneous expenses | 11.24 | 12.13 |
| Charity and donations | 0.09 | 0.07 |
| CSR Expenses | 1.78 | 1.34 |
| Loss on sale/ discarding of PPE | 3.54 | 0.02 |
| Allowance for Expected credit loss | 0.70 | 0.80 |
| Director sitting fees (incl. Commission to Independent Director) | 0.95 | 0.28 |
| Payment to Statutory Auditors (refer note 33.1) | 0.55 | 0.44 |
| Foreign exchange Loss (net) | - | 0.68 |
| Total | 260.22 | 270.25 |

Notes to the Standalone Financial Statements

Note 33: Other expense *Contd.*

(₹ in Crore)

Note 33.1: Payment to Statutory Auditors

| Particulars | For the year ended March 31, 2024 | For the year ended March 31, 2023 |
|---------------------------|--------------------------------------|--------------------------------------|
| Audit fees | 0.25 | 0.25 |
| Tax audit fees | 0.05 | 0.05 |
| Other services | 0.22 | 0.12 |
| Reimbursement of expenses | 0.03 | 0.02 |
| Total | 0.55 | 0.44 |

Note 34: Pre-Operative and trial run expenses capitalised

(₹ in Crore)

| Particulars | For the year ended March 31, 2024 | For the year ended March 31, 2023 |
|---|--------------------------------------|--------------------------------------|
| Pre-Operative and trial run expenses capitalised | | |
| Bagasse consumed | 2.42 | 5.33 |
| Raw Sugar consumed | - | 4.85 |
| Employee Benefits | - | 3.06 |
| Consultancy/Retainership/Professional Fees | - | 0.30 |
| Travelling & Conveyance | - | 0.24 |
| Miscellaneous expenses | - | 0.18 |
| Power & Fuel | - | 0.09 |
| Less: Realisable value of Trial run production | - | (0.64) |
| Total | 2.42 | 13.41 |

Note 35: Exceptional Items

(₹ in Crore)

| Particulars | For the year ended March 31, 2024 | For the year ended March 31, 2023 |
|------------------------------|--------------------------------------|--------------------------------------|
| Impairment of Investment | - | (3.93) |
| Accidental loss of molasses* | - | 8.95 |
| Insurance Claim Lodged* | - | (8.95) |
| Total | - | (3.93) |

*Refer note no. 55

Note 36: Tax expense

(a) Income Tax Expenses

(₹ in Crore)

| Particulars | For the year ended March 31, 2024 | For the year ended March 31, 2023 |
|--|--------------------------------------|--------------------------------------|
| Current Income Tax | 11.65 | 22.43 |
| Tax adjustments related to earlier year | (0.56) | - |
| Deferred Tax | 6.65 | 0.72 |
| Income tax expense reported in the statement of profit and loss | 17.74 | 23.15 |

Notes to the Standalone Financial Statements

Note 36: Tax expense *Contd.*

(b) Reconciliation of effective tax rate

(₹ in Crore)

| Particulars | For the year ended March 31, 2024 | For the year ended March 31, 2023 |
|--|--------------------------------------|--------------------------------------|
| Tax expense | | |
| Profit before tax | 66.87 | 135.78 |
| Add: Other comprehensive income | (1.22) | (2.44) |
| Total | 65.65 | 133.34 |
| Applicable tax rate | 34.94% | 29.12% |
| Computed tax expenses | 22.94 | 38.83 |
| Adjustments : | | |
| Expenses not allowed for tax purposes | 0.71 | 0.52 |
| Deferred tax on non-depreciable assets and Investments (Net) | (0.98) | (0.80) |
| Impact of differential rate in the year of reversal of DTA/DTL | (4.37) | (14.52) |
| Income tax Adjustments | (0.56) | (0.88) |
| Current Income Tax | (5.20) | (15.68) |
| Tax Expenses recognized in Statement of Profit and Loss | 17.74 | 23.15 |
| Effective Tax Rate | 27.02% | 17.36% |

Note 37: Other Comprehensive Income

(₹ in Crore)

| Particulars | For the year ended March 31, 2024 | For the year ended March 31, 2023 |
|---|--------------------------------------|--------------------------------------|
| A | | |
| (i) Items that will not be reclassified to profit or loss | | |
| Actuarial gain/loss on employees benefits | (1.22) | (2.44) |
| (ii) Tax on above | 0.31 | 0.61 |
| B | | |
| (i) Items that will be reclassified to profit or loss | - | - |
| (ii) Tax on above | - | - |
| Total | (0.91) | (1.83) |

Note 38: Earnings per Share (EPS)

| Particulars | | For the year ended March 31, 2024 | For the year ended March 31, 2023 |
|--|--------------|--------------------------------------|--------------------------------------|
| Basic & Diluted Earnings per share | | | |
| a) Profit attributable to equity shareholders | (₹ in Crore) | 48.82 | 112.02 |
| b) Weighted average number of equity shares outstanding (For Basic and Diluted EPS) | Absolute no. | 66387590 | 66387590 |
| c) Nominal value per share | (in ₹) | 10.00 | 10.00 |
| d) Earnings per share (Basic and Diluted) | (in ₹) | 7.35 | 16.87 |

Notes to the Standalone Financial Statements

Note 39: Corporate Social Responsibility (CSR)

i. Details of Corporate Social Responsibility (CSR) expenditure

(₹ in Crore)

| Particulars | For the year ended March 31, 2024 | For the year ended March 31, 2023 |
|---|--------------------------------------|--------------------------------------|
| a) As per section 135 of the Companies Act, 2013 read with Schedule VII thereof | | |
| Gross amount required to be spent by the Company | 1.78 | 1.34 |
| b) Amount spent during the year : | | |
| Construction/acquisition of any assets | | |
| - in cash | - | - |
| - yet to be paid in cash | - | - |
| On purpose other than (i) above | | |
| - in cash | 1.88 | 3.73 |
| - yet to be paid in cash | - | - |

ii. The Various heads which the CSR expenditure were incurred in cash is detailed as follows :-

(₹ in Crore)

| Particulars | Relevant clause of Schedule VII to the Companies Act, 2013 | For the year ended March 31, 2024 | For the year ended March 31, 2023 |
|--|--|--------------------------------------|--------------------------------------|
| (i) Eradicating hunger, poverty and malnutrition, promoting health care including preventive health care and sanitation including contribution to the Swachh Bharat Kosh set-up by the Central Government for the promotion of sanitation and making available safe drinking water. | Clause (i) | 0.82 | 1.06 |
| (ii) Promoting education, including special education and employment enhancing vocation skills especially among children, women, elderly and the differently abled and livelihood enhancement projects. | Clause (ii) | 0.75 | 2.41 |
| (iii) Promoting gender equality, empowering women, setting up homes and hostels for women and orphans; setting up old age homes, day care centres and such other facilities for senior citizens and measures for reducing inequalities faced by socially and economically backward groups. | Clause (iii) | 0.15 | 0.02 |
| (iv) Ensuring environmental sustainability, ecological balance, protection of flora and fauna, animal welfare, agroforestry, conservation of natural resources and maintaining quality of soil, air and water; | Clause (iv) | 0.03 | 0.05 |
| (v) Promotion of Art & Culture | Clause (v) | 0.04 | - |
| (vi) Training to promote rural sports, nationally recognized sports, paralympic sports and olympic sports. | Clause (vii) | - | 0.08 |
| (vii) Rural Development projects | Clause (x) | 0.09 | 0.11 |

Notes to the Standalone Financial Statements

Note 39: Corporate Social Responsibility (CSR) *Contd.*

iii. Details of Unspent balance

(₹ in Crore)

| Particulars | For the year ended March 31, 2024 | For the year ended March 31, 2023 |
|---|--------------------------------------|--------------------------------------|
| Opening balance of Unspent amount | - | - |
| Amount deposited in specified fund of Sch VII within Six months | - | - |
| Amount required to be spent during the year | - | - |
| Amount spent during the year | - | - |
| Closing balance of Unspent amount | - | - |

iv. Details of Excess amount spent under Section 135(5)

(₹ in Crore)

| Particulars | For the year ended March 31, 2024 | For the year ended March 31, 2023 |
|---|--------------------------------------|--------------------------------------|
| Opening Balance | 2.39 | - |
| Amount required to be spent during the year | 1.78 | 1.34 |
| Amount spent during the year | 1.88 | 3.73 |
| Closing Balance | 2.49 | 2.39 |

v. Details of Ongoing projects under section 135(6) :-

(₹ in Crore)

| Opening Balance | | Amount required to be spent during the year | Amount spent during the year | | Closing Balance | |
|-----------------|--------------------------------|--|-----------------------------------|---|-----------------------------------|---|
| With Company | In Separate CSR Unspent A/c | | From Company's Bank Account | From Separate CSR Unspent Account | From Company's Bank Account | From Separate CSR Unspent Account |
| NIL | | | | | | |

Notes to the Standalone Financial Statements

Note 40: Contingent Liabilities and Commitments

i. Contingent Liabilities (not provided for in Respect of):

(₹ in Crore)

| Particulars | As at March 31, 2024 | As at March 31, 2023 |
|---|--------------------------|--------------------------|
| i) Demands being disputed by the Company : | | |
| a) Income Tax Demand | 1.09 | - |
| b) Trade Tax, Purchase tax and Entry Tax demands | 7.46 | 7.49 |
| c) Stamp Duty demands | 18.26 | 18.26 |
| d) Other demands | 16.83 | 17.20 |
| e) Estimated amount of interest on above | 3.00 | 16.83 |
| ii) Claims against the company not acknowledged as debts : | | |
| a) Other liabilities | - | - |
| b) Income tax on processing of TDS return* | 0.05 | - |
| c) In respect of some pending cases of employees and others# | Amount not ascertainable | Amount not ascertainable |

*The Company is in process of rectifying these returns and is confident that demand will be substantially reduced.

The amount shown above represents the best possible estimates arrived on the basis of available information. The uncertainties and timing of the cash flows are dependent on the outcome of the different legal process which have been invoked by the company or the claimants as the case may be, therefore it cannot be estimated accurately. The Company does not expect any reimbursement in respect of above contingent liabilities.

ii. Capital Commitments :-

(₹ in Crore)

| Particulars | As at March 31, 2024 | As at March 31, 2023 |
|--|-------------------------|-------------------------|
| Estimated amount of contracts remaining to be executed on capital account and not provided for | 21.47 | 25.00 |

III. Legal Cases

- i) Honorable Allahabad High Court in the case of PIL Rashtriya Kisan Mazdoor Sangathan VS State of U.P. passed a final order on March 09, 2017 directing the Cane Commissioner to decide afresh the issue as to whether the Sugar Mills are entitled for waiver of interest on the delayed payment of the price of sugarcane for the seasons 2012-13, 2013-14 and 2014-15 under the provisions of Section 17(3) of the U.P. Sugarcane (Regulations of Supply and Purchase) Act, 1953 (in short 'the Act'). The matter is yet to be finalised and pending before Supreme Court for adjudication. Based on the legal review of the facts of the case and considering past practice, no liability is likely to crystallise on the Company in this matter.
- ii) Cane societies are in dispute with the State Government of Uttar Pradesh with regard to retrospective partial waiver of society commission payable by the sugar mills for the crushing seasons 2012-13, 2014-15 and 2015-16. Company was the beneficiary of such waiver. The matter is yet to be finalised and pending before Supreme Court for adjudication. Based on the legal review of the facts of the case and considering past practice, no liability is likely to crystallise on the Company in this matter.

Notes to the Standalone Financial Statements

Note 41: Disclosure under the Micro, Small and Medium Enterprises Development Act, 2006 (27 of 2006) ("MSMED Act, 2006"):

(₹ in Crore)

| Particulars | As at March 31, 2024 | As at March 31, 2023 |
|--|-------------------------|-------------------------|
| i. the principal amount remaining unpaid to any supplier as at the end of accounting year (Trade payable and payable to creditors for capital expenditure); | 7.19 | 4.65 |
| ii. Interest due thereon remaining unpaid to any supplier as at the end of the accounting year; | 0.13 | 0.05 |
| iii. the amount of interest paid by the buyer in terms of Section 16 of MSMED Act, 2006 along with the amount of the payment made to the supplier beyond the appointed day during accounting year; | - | - |
| iv. the amount of interest due and payable for the period of delay in making payment (which have been paid but beyond the appointed day during the year) but without adding the interest specified under this Act; | - | - |
| v. the amount of interest accrued during the year and remaining unpaid at the end of the accounting year and, | 0.42 | 0.29 |
| vi. the amount of further interest remaining due and payable even in the succeeding years, until such date when the interest dues as above are actually paid to the small enterprise, for the purpose of disallowance as a deductible expenditure under Section 23 of MSMED Act, 2006. | - | - |

The above mentioned outstanding's are in normal course of business and the information regarding micro and small enterprises have been determined to the extent such parties have been identified on the basis of information available with the Company.

Note 42: Revenue

The disclosures pertaining to disaggregation of revenue and performance obligation in terms of Ind AS 115 - Revenue from contracts with customers are as follows:

(a) Sugar

The Sugar segment of the Company principally generates revenue from manufacturing and sale of sugar and its by-products. Domestic sales of sugar is made on ex-factory terms/agreed terms to wholesale /institutional buyers/merchant exporters within the country. Domestic sugar sales is majorly done on advance payment terms.

Export sales of sugar to merchant exporters are done on ex-factory /delivered basis in terms of the agreement and revenue is recognised when the goods have been shipped to / delivered to the buyers' specific location (as per agreed terms). The sale price and payment terms is fixed as per contracted terms.

Power is supplied to distribution companies from the Company's facilities in accordance with the sale price, payment terms and other conditions as per the Power Purchase Agreements ("PPA").

Bagasse and pressmud are sold generally on advance payment terms agreed to wholesaler /institutional buyer /to customers on ex-factory basis in terms of the agreement and revenue is recognised when the goods have been shipped to/delivered to the buyer.

(b) Bio Fuels & Spirits

The Bio Fuels & Spirits segment of the Company principally generates revenue from sale of industrial alcohol which mainly constitutes ethanol sold under contracts with Public and Private Oil Marketing Companies ("OMCs") and other products to institutional buyers.

For sale of ethanol under contracts with OMCs, sale price is pre-determined based on Expression of Interest ("EOI")/Tender floated from OMCs. The prices are on delivered cost basis at OMC's locations inclusive of all duties/levies/taxes/charges etc. Payment terms for sale of ethanol is within 45 days after delivery of material and submission of original invoices.

Notes to the Standalone Financial Statements

Note 42: Revenue *Contd.*

Other products like ENA, SDS etc. are sold on bulk basis to institutional buyers on ex-factory basis as per agreed terms. Revenue is recognised when goods have been shipped to the buyers' specific location as per agreed terms. The payment terms are fixed as per Company's credit policy which is up-to 45 days.

(c) Country Liquor

The Country Liquor segment of the Company principally generates revenue from sale of country liquor to CL2 Licence holders within state (i.e. Uttar Pradesh). Sales price of Country liquor includes freight cost and all duties including excise duty. Country liquor are sales majorly on advance payment terms.

(i) Disaggregated revenue information is as under:- (₹ in Crore)

| Particulars | For the year ended March 31, 2024 | | | |
|--|-----------------------------------|---------------------|----------------|-----------------|
| | Sugar | Bio Fuels & Spirits | Country Liquor | Total |
| Major Product | | | | |
| Sugar | 1,163.92 | - | - | 1,163.92 |
| Molasses | 1.67 | - | - | 1.67 |
| Bio Fuels | - | 490.25 | - | 490.25 |
| Renewable Energy | 30.96 | - | - | 30.96 |
| Bagasse | 49.13 | - | - | 49.13 |
| Pressmud | 3.18 | - | - | 3.18 |
| Country Liquor | - | - | 594.37 | 594.37 |
| Others | 0.29 | - | - | 0.29 |
| Total | 1,249.15 | 490.25 | 594.37 | 2,333.77 |
| Timing of Revenue Recognition | | | | |
| Products trasferred at a point in time | 1,249.15 | 490.25 | 594.37 | 2,333.77 |
| Products transferred over time | - | - | - | - |

(₹ in Crore)

| Particulars | For the year ended March 31, 2023 | | | |
|--|-----------------------------------|---------------------|----------------|-----------------|
| | Sugar | Bio Fuels & Spirits | Country Liquor | Total |
| Major Product | | | | |
| Sugar | 1,681.68 | - | - | 1,681.68 |
| Molasses | 2.05 | - | - | 2.05 |
| Bio Fuels | - | 544.86 | - | 544.86 |
| Renewable Energy | 48.61 | - | - | 48.61 |
| Bagasse | 50.53 | - | - | 50.53 |
| Pressmud | 2.26 | - | - | 2.26 |
| Country Liquor | - | - | 274.11 | 274.11 |
| Others | 0.12 | - | - | 0.12 |
| Total | 1,785.25 | 544.86 | 274.11 | 2,604.22 |
| Timing of Revenue Recognition | | | | |
| Products trasferred at a point in time | 1,785.25 | 544.86 | 274.11 | 2,604.22 |
| Products transferred over time | - | - | - | - |

Notes to the Standalone Financial Statements

Note 43: Leases

Following are the changes in the carrying value of other right-of-use assets for the year ended March 31, 2024:

The aggregate depreciation expense on ROU assets is included under depreciation and amortization expense in the statement of Profit and Loss.

A. Right-of-Use Assets

(₹ in Crore)

| Particulars | For the year ended March 31, 2024 | For the year ended March 31, 2023 |
|------------------------------|--------------------------------------|--------------------------------------|
| | Premises | |
| Opening Balance | 7.13 | 6.43 |
| Additions during the year | 6.33 | 3.91 |
| Deletions during the year | - | - |
| Depreciation during the year | 3.97 | 3.21 |
| Closing Balance | 9.49 | 7.13 |

B. The following is the movement in long term lease liabilities during the year

(₹ in Crore)

| Particulars | For the year ended March 31, 2024 | For the year ended March 31, 2023 |
|--------------------------------------|--------------------------------------|--------------------------------------|
| | Premises | |
| Balance at the beginning | 7.02 | 5.86 |
| Additions during the year | 6.33 | 3.91 |
| Deletions during the year | - | - |
| Finance cost accrued during the year | 0.68 | 0.71 |
| Payment of lease liabilities | (3.89) | (3.46) |
| Balance at the end | 10.14 | 7.02 |

C. Following is the break-up of current and non-current lease liabilities

(₹ in Crore)

| Particulars | As at March 31, 2024 | As at March 31, 2023 |
|----------------------------|--------------------------------|-------------------------|
| | Lease Liabilities- Non Current | 6.61 |
| Lease Liabilities- Current | 3.53 | 2.26 |
| Total | 10.14 | 7.02 |

D. Contractual maturities of lease liabilities on an undiscounted basis:

The weighted average incremental borrowing rate applied is 7.95% (P.Y. 7.95%)

(₹ in Crore)

| Particulars | As at March 31, 2024 | As at March 31, 2023 |
|----------------------|-------------------------|-------------------------|
| | Less than one year | 4.21 |
| One to five years | 7.05 | 4.75 |
| More than five years | - | - |
| Total | 11.26 | 8.12 |

Rental expenses recorded for short term lease for the year ended March 31, 2024 are ₹3.87 Crore (P.Y. ₹2.87 Crore).

Notes to the Standalone Financial Statements

Note 44: Government Grant

The Company is eligible to receive various grants/ financial assistance as per the schemes announced by Central and UP State Government for Sugar Industry. The Company has recognized these Government grants in the following manners:

(₹ in Crore)

| Particulars | Treatment in Accounts | For the year ended March 31, 2024 | For the year ended March 31, 2023 |
|--|----------------------------|-----------------------------------|-----------------------------------|
| 1. Revenue related Government grants: | | | |
| i) Interest subvention claim under Distillery Expansion Loan (Refer note a) | Deducted from finance cost | 2.39 | 2.87 |
| 2. Deferred Government grants: | | | |
| i) Deferred income relating to term loans on concessional rate from Sugar Development Fund | Deducted from finance cost | 0.03 | 0.13 |
| ii) Deferred income relating to term loans on concessional rate (Refer note b) | Deducted from finance cost | 1.05 | 2.28 |

- a) The Central Government, vide its Notification No. 1(10)/2018-SP-I dated July 19, 2018, notified a Scheme with a view to increase production of ethanol by enhancing the number of working days of existing in a year by installation new Incineration boilers or by adoption any other matter approved by Central Pollution Control Board (CPCB) for Zero Liquid Discharge (ZLD) in a distillery. Every Sugar Mill which fulfil the conditions stipulated in the scheme will be eligible for the interest subvention @ 6% per annum or 50% of the rate of interest charged by bank, whichever is lower, on the loans to be extended by banks, shall be borne by central Government for five years. Till March 31, 2024, the Company has complied with all the conditions as stated in the scheme and submitted the claim for interest subvention. The interest subvention accrued under the Scheme till March 31, 2024 is ₹8.35 crore (P.Y. ₹5.96 crore) and out of which ₹1.05 crore (P.Y. ₹1.04 crore) has been received till March, 2024.
- b) The State Government, with a view to improve the liquidity position of private sector sugar mills of the State enabling them to clear the cane price arrears of crushing seasons 2016-17 and 2017-18 and timely settlement of cane price as per State Advised Price (SAP) fixed by the State Government, to the sugarcane farmers, has notified the scheme, namely "Scheme for Extending Financial Assistance to Sugar Undertakings-2018" vide notification No.: 15 /2018/1719/46-3-18-3 (36-A) / 2018 dated October 16, 2018. The Company had availed the term loan in the F.Y 2018-19 under the Scheme, wherein, the government grant has been received in form of Subsidized rate of interest.

Note 45: Segment Reporting

I) Identification of Segments

The Company's operating segments are established on the basis of those components of the Company that are evaluated regularly by the Board of Director's (the 'Chief Operating Decision Maker' as defined in Ind AS 108 - 'Operating Segments').

The chief operational decision maker monitors the operating results of its Business Segments separately for the purpose of making decisions about resource allocation and performance assessment. Segment performance is evaluated based on profit or loss and is measured consistently with profit or loss in the financial statements. Operating Segments have been identified by the management and reported taking into account, the nature of products and services, the differing risks and returns, the organization structure, and the internal financial reporting systems.

II) Operating Segments

The Company is organized into three main business segments, namely:

- Sugar which consists of manufacture and sale of Sugar and its byproducts along with co-generation and sale of power,
- Bio Fuels & Spirits which consists of manufacture and sale of SDS, ENA, Ethanol, sanitizer etc.
- Country Liquor.

No operating segments have been aggregated in arriving at the aforesaid reportable segments of the Company.

III) Geographical segments

Since the Company's activities/ operations are primarily within the country and considering the nature of products/ services it deals in, the risks and returns are same and as such there is only one geographical segment.

Notes to the Standalone Financial Statements

Note 45: Segment Reporting *Contd.*

IV) Segment Accounting Policies:

In addition to the significant accounting policies applicable to the operating segments as set out in note 2, the accounting policies in relation to segment accounting are as under:"

a) Segment revenue and results:

Revenue and expenses directly attributable to segments are reported under each reportable segment. Other expenses and incomes which are not directly attributable to any business segment are shown as unallocable expenses (net of unallocated income).

b) Segment assets and liabilities:

Assets and liabilities that are directly attributable or allocable to segments are disclosed under each reportable segment. Unallocated assets include deferred tax, investments, interest bearing deposits loans to subsidiary and income tax refund. Unallocated liabilities include interest bearing liabilities, tax provisions and deferred tax. Capital expenditure pertains to additions made to fixed assets during the year and includes capital work in progress.

c) Inter segment sales/transfer:

Transactions between segments are primarily for materials which are transferred at cost /market determined prices. These transactions are eliminated in consolidation.

A. Summary of Segmental Information

For the Year Ended March 31, 2024

(₹ in Crore)

| Particulars | Sugar | Bio Fuels & Spirits | Country Liquor | Adjustments /Elimination | Total |
|---|-----------------|---------------------|----------------|--------------------------|-----------------|
| i. Segment Revenue | | | | | |
| a) External Sales | 1,262.79 | 504.00 | 594.37 | - | 2,361.16 |
| b) Inter Segment Sales | 327.37 | 17.36 | - | (344.73) | - |
| Revenue from operation (a+b) | 1,590.16 | 521.36 | 594.37 | (344.73) | 2,361.16 |
| ii. Segment Results | | | | | |
| Profit before exceptional items, Tax and Interest from each segment | 79.41 | 56.44 | 9.48 | - | 145.33 |
| Less/ Add :Other Unallocable Expense/Income net off Unallocable (Income)/Expenses | - | - | - | 33.19 | 33.19 |
| Less : Finance costs | - | - | - | 45.27 | 45.27 |
| Net Profit before Exceptional Items and Tax | | | | | 66.87 |
| Less: Exceptional Item | - | - | - | - | - |
| Less: Tax expense (Net) | - | - | - | - | 18.05 |
| Net Profit after Tax | | | | | 48.82 |
| iii). Other Information | | | | | |
| a) Segment Assets | 1,901.77 | 305.76 | 38.31 | 67.75 | 2,313.59 |
| Total Assets | 1,901.77 | 305.76 | 38.31 | 67.75 | 2,313.59 |
| b) Segment Liabilities | 171.23 | 8.93 | 14.75 | 1,098.02 | 1,292.93 |
| Total Liabilities | 171.23 | 8.93 | 14.75 | 1,098.02 | 1,292.93 |
| c) Capital Expenditure | 148.09 | 2.25 | 7.72 | 1.08 | 159.15 |
| d) Depreciation | 32.19 | 12.43 | 0.90 | 3.94 | 49.46 |
| e) Non Cash Expenditure other than Depreciation | 2.63 | 1.50 | 0.11 | - | 4.24 |

Notes to the Standalone Financial Statements

Note 45: Segment Reporting^{Contd.}

For the Year Ended March 31, 2023

(₹ in Crore)

| Particulars | Sugar | Bio Fuels & Spirits | Country Liquor | Adjustments /Elimination | Total |
|---|-----------------|---------------------|----------------|--------------------------|-----------------|
| i. Segment Revenue | | | | | |
| a) External Sales | 1,819.55 | 553.42 | 275.63 | - | 2,648.60 |
| b) Inter Segment Sales | 432.92 | 10.34 | - | (443.26) | - |
| Revenue from operation (a+b) | 2,252.47 | 563.76 | 275.63 | (443.26) | 2,648.60 |
| ii. Segment Results | | | | | |
| Profit before exceptional items, Tax and Interest from each segment | 101.70 | 108.90 | 1.31 | - | 211.91 |
| Less/ Add :Other Unallocable Expense/Income net off Unallocable (Income)/Expenses | - | - | - | 39.32 | 39.32 |
| Less : Finance costs | - | - | - | 40.74 | 40.74 |
| Net Profit before Exceptional Items and Tax | | | | | 131.85 |
| Less: Exceptional Item | - | - | - | - | (3.93) |
| Less: Tax expense (Net) | - | - | - | - | 23.76 |
| Net Profit after Tax | | | | | 112.02 |
| iii). Other Information | | | | | |
| a) Segment Assets | 1,539.77 | 358.40 | 35.95 | 143.68 | 2,077.80 |
| Total Assets | 1,539.77 | 358.40 | 35.95 | 143.68 | 2,077.80 |
| b) Segment Liabilities | 223.02 | 13.71 | 4.33 | 841.03 | 1,082.09 |
| Total Liabilities | 223.02 | 13.71 | 4.33 | 841.03 | 1,082.09 |
| c) Capital Expenditure | 162.58 | 36.53 | 11.30 | 2.81 | 213.21 |
| d) Depreciation | 27.87 | 11.01 | 0.43 | 1.01 | 40.32 |
| e) Non Cash Expenditure other than Depreciation | 0.82 | - | - | - | 0.82 |

B. Geographical information : Segment Revenue & Non Current Assets by location

(₹ in Crore)

| Particulars | For the year ended March 31, 2024 | For the year ended March 31, 2023 |
|--|-----------------------------------|-----------------------------------|
| External Revenue | | |
| India | 2,331.49 | 2,342.11 |
| Outside India | 29.67 | 306.49 |
| Total | 2,361.16 | 2,648.60 |
| Non Current Assets (other than financial assets)* | | |
| India | 1,059.39 | 950.34 |
| Outside India | - | - |
| Total | 1,059.39 | 950.34 |

*Non-current assets exclude those relating to Investments and non-current financial assets.

C. Information about major customer

Number of customers individually accounted for more than 10% of the revenue in the year ended March 31,2024 - NIL (PY : NIL)

Notes to the Standalone Financial Statements

Note 46: Related Party Disclosures

Information on related party transactions pursuant to Ind AS 24 -

A. List of Related Parties with whom transactions have taken place and relationships as on March 31, 2024

| | |
|--|---|
| i. Subsidiary (Wholly Owned Subsidiary) | Dhampur International Pte Limited |
| ii. Directors and Key Management Personnel (KMP) | Mr. Vijay Kumar Goel, Chairman |
| | Mr. Ashwani Kumar Gupta, Vice Chairman |
| | Mr. Gautam Goel, Managing Director |
| | Mr. Sandeep Kumar, Whole Time Director |
| | Mrs. Bindu Vashist Goel, Non Executive Director |
| | Mrs. Ruchika Amrish Mehra Kothari, Independent Director |
| | Mr. Samir Thukral, Independent Director |
| | Mr. Vishal Saluja, Independent Director |
| | Mr. Kishor Shah, Independent Director |
| | Mr. Nalin Kumar Gupta, Chief Financial Officer (Ceased to be Director w.e.f. May 30, 2022) (Appointed as Chief Financial Officer w.e.f. May 30, 2022) |
| | Mr. Mukul Sharma, Director (ceased to be Director w.e.f. May 30, 2022) |
| | Mrs. Ashu Rawat, Company Secretary |
| iii. Relative's of Directors and Key Management Personnel | Mrs. Deepa Goel Relative of KMP |
| | Mrs. Aparna Jalan Relative of KMP |
| | Mrs. Ritu Sanghi Relative of KMP |
| | Mrs. Shefali Poddar Relative of KMP |
| | Mr. Sanjay Gupta, Relative of KMP |
| | Mr. Kuldeep Sharma, Relative of KMP |
| iv. Enterprises which have significant influence and also owned or significantly influenced by directors/Key Management Personnel or their relatives | Shudh Edible Products Private Limited |
| | Academy of Modern Learning Trust |
| | Sonitron Bio Organics Private Limited |
| | Sonitron Chemicals Private Limited |
| | J.P & Sons (ceased to be related party w.e.f. May 30, 2022) |

B. Disclosure of transactions between the Company and Related Parties and the status of outstanding balances as on March 31, 2024

(₹ in Crore)

| Particulars | For the year ended March 31, 2024 | For the year ended March 31, 2023 |
|---|--------------------------------------|--------------------------------------|
| Transactions during the year ended | | |
| Rent Paid | 3.31 | 2.40 |
| Shudh Edible Products Private Limited | 3.31 | 2.40 |
| Investment in Equity share capital and Other Equity | 0.95 | 16.66 |
| Dhampur International Pte Limited (Share Capital) | - | 16.66 |
| Dhampur International Pte Limited (Financial Guarantee of ₹46.04 Cr. Given) | 0.95 | - |
| Reversal of Provision for Impairment of Investment | - | 3.93 |
| Dhampur International Pte Limited | - | 3.93 |

Notes to the Standalone Financial Statements

Note 46: Related Party Disclosures *Contd.*

(₹ in Crore)

| Particulars | For the year ended March 31, 2024 | For the year ended March 31, 2023 |
|--|--------------------------------------|--------------------------------------|
| Remuneration to Directors, KMP and their Relatives including commission | 6.80 | 11.98 |
| Mr. Vijay Kumar Goel | 1.73 | 3.70 |
| Mr. Gautam Goel | 2.76 | 5.68 |
| Mr. Sandeep Kumar | 1.22 | 1.53 |
| Mr. Nalin Kumar Gupta | 0.73 | 0.75 |
| Mr. Mukul Sharma | - | 0.07 |
| Mrs. Ashu Rawat | 0.20 | 0.19 |
| Mr. Sanjay Gupta | 0.06 | 0.06 |
| Mr. Kuldeep Sharma | 0.10 | - |
| Dividend Paid | 11.71 | - |
| Mr. Vijay Kumar Goel | 0.12 | - |
| Mr. Gautam Goel | 1.48 | - |
| Mr. Sandeep Kumar | # | - |
| Mrs. Bindu Vashist Goel | 0.03 | - |
| Mr. Nalin Kumar Gupta | # | - |
| Shudh Edible Products Private Limited | 3.89 | - |
| Sonitron Limited | 3.97 | - |
| Mrs. Deepa Goel | 2.19 | - |
| Mrs. Aparna Jalan | 0.02 | - |
| Mrs. Ritu Sanghi | # | - |
| Mrs. Shefali Poddar | 0.01 | - |
| Expenses paid | 0.71 | 8.79 |
| Academy of Modern Learning Trust for CSR Expenses | 0.62 | 3.73 |
| J.P & Sons for freight charges | - | 5.06 |
| Mr. Kuldeep Sharma | 0.09 | - |
| Sale of Goods | 29.69 | 261.53 |
| Dhampur International Pte Limited | 29.67 | 261.53 |
| Sonitron Bio Organics Private Limited | 0.02 | - |
| Purchase of Goods | 0.01 | - |
| Sonitron Bio Organics Private Limited | 0.01 | - |
| Sonitron Chemicals Private Limited | # | - |
| Sale of Property, Plant & Equipments | 4.42 | - |
| Academy of Modern Learning Trust | 4.42 | - |
| Advance received/(paid) from customer | (6.65) | 7.46 |
| Dhampur International Pte Limited | (6.65) | 7.46 |
| Sitting fees to Directors including commission | 0.94 | 0.28 |
| Mr. Vijay Kumar Goel | - | 0.01 |
| Mr. Ashwani Kumar Gupta | 0.18 | 0.05 |
| Mr. Gautam Goel | - | 0.01 |
| Mr. Sandeep Kumar | - | 0.01 |
| Mrs. Bindu Vashist Goel | 0.14 | 0.03 |
| Mr. Samir Thukral | 0.17 | 0.04 |
| Mr. Vishal Saluja | 0.14 | 0.04 |
| Mr. Kishor Shah | 0.17 | 0.04 |

Notes to the Standalone Financial Statements

Note 46: Related Party Disclosures *Contd.*

(₹ in Crore)

| Particulars | For the year ended March 31, 2024 | For the year ended March 31, 2023 |
|---|--------------------------------------|--------------------------------------|
| Mr. Nalin Kumar Gupta | - | 0.01 |
| Mr. Mukul Sharma | - | 0.01 |
| Mrs. Ruchika Amrish Mehra Kothari | 0.14 | 0.03 |
| Guarantee Given to Bank during the year on credit facilities taken | 46.04 | - |
| Dhampur International Pte Limited | 46.04 | - |
| Amount due to/ from Related Parties: | | |
| Investments | 54.54 | 53.59 |
| Dhampur International Pte Limited | 53.59 | 53.59 |
| Dhampur International Pte Limited (Financial Guarantee of ₹46.04 Cr. Given) | 0.95 | - |
| Provision for Impaired of Investment | 26.38 | 26.38 |
| Dhampur International Pte Limited | 26.38 | 26.38 |
| Payables | 0.18 | 5.78 |
| Shudh Edible Products Private Limited | 0.06 | 0.47 |
| Mr. Vijay Kumar Goel | - | 2.09 |
| Mr. Gautam Goel | 0.12 | 3.17 |
| Mr. Sandeep Kumar | - | 0.04 |
| Mr. Nalin Kumar Gupta | # | 0.01 |
| Mr. Mukul Sharma | - | # |
| Mrs. Ashu Rawat | # | # |
| Receivables | 0.05 | - |
| Mr. Vijay Kumar Goel | 0.05 | - |
| Security Deposits | 1.20 | 1.20 |
| Shudh Edible Products Private Limited | 1.20 | 1.20 |
| Advance from Customer | - | 7.46 |
| Dhampur International Pte Limited | - | 7.46 |
| Guarantee Given to Bank during the year on credit facilities taken | 46.04 | - |
| Dhampur International Pte Limited | 46.04 | - |

The details of remuneration paid to Chairman, Managing Director, Whole Time Director and Key Management Personnel are as under :-

(₹ in Crore)

| Particulars | Mr. Vijay Kumar Goel | Mr. Gautam Goel | Mr. Sandeep Kumar | Mr. Nalin Kumar Gupta | Mrs. Ashu Rawat |
|---|-------------------------|--------------------|----------------------|--------------------------|--------------------|
| Year ended March 31, 2024 | | | | | |
| Short-term employee benefits | | | | | |
| Salary | 1.47 | 2.41 | 1.13 | 0.65 | 0.18 |
| Perquisites | 0.26 | 0.03 | 0.09 | # | # |
| Bonus | - | - | - | # | # |
| Commission | - | - | - | - | - |
| Post-employment benefits | | | | | |
| Contribution to Provident Fund, Gratuity and other Funds* | - | 0.31 | - | 0.08 | 0.01 |

Notes to the Standalone Financial Statements

Note 46: Related Party Disclosures *Contd.*

(₹ in Crore)

| Particulars | Mr. Vijay Kumar Goel | Mr. Gautam Goel | Mr. Sandeep Kumar | Mr. Nalin Kumar Gupta | Mrs. Ashu Rawat | Mr. Mukul Sharma |
|---|-------------------------|--------------------|----------------------|--------------------------|--------------------|---------------------|
| Year ended March 31, 2023 | | | | | | |
| Short-term employee benefits | | | | | | |
| Salary | 1.36 | 2.26 | 1.03 | 0.39 | 0.13 | 0.07 |
| Perquisites | 0.22 | 0.34 | 0.28 | 0.17 | 0.06 | - |
| Bonus | - | - | 0.17 | 0.17 | # | - |
| Commission | 2.00 | 3.00 | - | - | - | - |
| Post-employment benefits | | | | | | |
| Contribution to Provident Fund, Gratuity and other Funds* | 0.12 | 0.07 | 0.05 | 0.01 | # | - |

Represent amount below ₹50,000/-

*As the liability for gratuity is provided on actuarial basis for the Company as a whole, amounts accrued pertaining to key managerial personnel are not included above.

C. Terms and Conditions of Settlement

The transactions with the related parties are made on term equivalent to those that prevail in arm's length transactions. The assessment is under taken each financial year through examining the financial position of the related party and in the market in which the related party operates. Outstanding balances at the year end are un-secured and settlement occurs in cash.

Note 47: Employees benefits

The required disclosures of employees benefits as per Indian Accounting Standard (Ind AS) -19 are given hereunder :-

(i) Defined contribution plan :

The Company's defined contribution plans are Employees' Pension Scheme, Employees' Provident Fund (under the provisions of Employees' Provident Funds and Miscellaneous Provisions Act, 1952) and Employees State Insurance. The Company has no further obligations beyond making the contributions.

(₹ in Crore)

| Particulars | For the year ended March 31, 2024 | For the year ended March 31, 2023 |
|---|--------------------------------------|--------------------------------------|
| Employer's Contribution to Provident Fund | 4.52 | 4.39 |
| Employer's Contribution to Pension Fund | 2.08 | 2.10 |

(ii) Defined benefit plan :

In respect of defined benefit scheme of gratuity (Based on actuarial valuation) :

The gratuity plan is governed by the payment of Gratuity Act,1972. Under the said Act an employee who has completed five years of services is entitled to specific benefit. The Gratuity Plan provides a lump-sum payment to vested employees at retirement, death, incapacitation or termination of employment, of an amount based on the respective employee's salary and the tenure of employment with the Company.

In respect of defined scheme of Compensated absences

The accumulated Compensated absences, expected to be carried forward beyond the period of twelve months from the reporting date as per Company's policy, are measured on Actuarial valuation using projected unit credit method for the unused entitlement and respective employee's salary.

Notes to the Standalone Financial Statements

Note 47: Employees benefits *Contd.*

The Company is exposed to various risks in providing the above defined benefit which are as follows:

Interest Rate risk : The plan exposes the Company to the risk of fall in interest rates. A fall in interest rates will result in an increase in the ultimate cost of providing the above benefit and will thus result in an increase in the value of the liability (as shown in financial statements).

Salary escalation risk : The present value of the defined benefit plan is calculated with the assumption of salary increase 0.50% per annum of plan participants in future. Deviation in the rate of increase of salary in future for plan participants from the rate of increase in salary used to determine the present value of obligation will have a bearing on the plan's liability.

Actual mortality & disability :Deaths & disability cases proving lower or higher than assumed in the valuation can impact the liabilities.

The following tables summaries the components of net benefit expense recognized in the statement of Profit and Loss

a) Details of Non funded post retirement plans are as follows:

I. Expenses recognized in the statement of profit and loss: (₹ in Crore)

| Particulars | For the year ended March 31, 2024 | | For the year ended March 31, 2023 | |
|---|--------------------------------------|---------------------|--------------------------------------|---------------------|
| | Gratuity | Leave Encashment | Gratuity | Leave Encashment |
| | Current service cost | 1.55 | 0.47 | 1.27 |
| Interest Cost | 1.68 | 0.09 | 1.43 | - |
| Past Service Cost | - | - | - | 0.65 |
| Expense recognized in the statement of profit and loss | 3.23 | 0.56 | 2.70 | 1.19 |

II. Other comprehensive income (₹ in Crore)

| Particulars | For the year ended March 31, 2024 | | For the year ended March 31, 2023 | |
|---|---------------------------------------|---------------------|--------------------------------------|---------------------|
| | Gratuity | Leave Encashment | Gratuity | Leave Encashment |
| | Actuarial gain / (loss) arising from: | | | |
| - Change in financial assumptions | (1.04) | (0.18) | 0.30 | - |
| - Change in experience adjustments | - | - | (2.74) | - |
| Components of defined benefit costs recognized in other comprehensive income | (1.04) | (0.18) | (2.44) | - |

The current service cost and the net interest expense for the year are included in the 'Employee benefits expense' line item in the statement of profit & loss. The remeasurement of the net defined benefit liability is included in other comprehensive income.

III. Change in present value of defined benefit obligation: (₹ in Crore)

| Particulars | For the year ended March 31, 2024 | | For the year ended March 31, 2023 | |
|---------------------------|--|---------------------|--------------------------------------|---------------------|
| | Gratuity | Leave Encashment | Gratuity | Leave Encashment |
| | Present value of defined benefit obligation at the beginning of the year | 22.68 | 1.19 | 19.91 |
| Interest expense/(income) | 1.68 | 0.09 | 1.43 | - |

Notes to the Standalone Financial Statements

III. Change in present value of defined benefit obligation:

(₹ in Crore)

| Particulars | For the year ended March 31, 2024 | | For the year ended March 31, 2023 | |
|---|--------------------------------------|---------------------|--------------------------------------|---------------------|
| | Gratuity | Leave Encashment | Gratuity | Leave Encashment |
| Current service cost | 1.55 | 0.47 | 1.27 | 0.54 |
| Past service cost | - | - | - | 0.65 |
| Benefits paid | (2.42) | (0.29) | (2.37) | - |
| Actuarial (gain)/ loss arising from: | | | | |
| - Change in financial assumptions | 1.04 | 0.18 | (0.30) | - |
| - Change in experience adjustment | - | - | 2.74 | - |
| - Change in Demographic assumptions | - | - | - | - |
| Present value of defined obligation at the end of the year | 24.53 | 1.64 | 22.68 | 1.19 |

IV. Net liability recognized in the Balance Sheet as at the year end:

(₹ in Crore)

| Particulars | As at March 31, 2024 | | As at March 31, 2023 | |
|--|----------------------|---------------------|----------------------|---------------------|
| | Gratuity | Leave Encashment | Gratuity | Leave Encashment |
| Present Value of Benefit Obligation at the end of the year | 24.53 | 1.64 | 22.68 | 1.19 |
| Fair Value of Plan Assets at the end of the year | - | - | - | - |
| Net Liability/(Asset) Recognized in the Balance Sheet | 24.53 | 1.64 | 22.68 | 1.19 |
| Current liability | 2.67 | 0.28 | 2.26 | 0.28 |
| Non- current liability | 21.86 | 1.36 | 20.42 | 0.91 |

V. Actuarial assumptions:

| Particulars | For the year ended March 31, 2024 | | For the year ended March 31, 2023 | |
|--|--------------------------------------|-----------------------------|--------------------------------------|-----------------------------|
| | Gratuity | Leave Encashment | Gratuity | Leave Encashment |
| Discount rate (per annum)% | 7.10% - 7.16% | 7.10% - 7.16% | 7.40% - 7.41% | 7.40% - 7.41% |
| Expected rate of salary increase % | 5.00% | 5.00% | 5.00% | 5.00% |
| Retirement / superannuation Age (year) | 60 | 60 | 60 | 60 |
| Mortality rates | 100% of IALM (2012 - 14) | 100% of IALM (2012 - 14) | 100% of IALM (2012 - 14) | 100% of IALM (2012 - 14) |

VI. Maturity profile of defined benefit obligation:

(₹ in Crore)

| Particulars | For the year ended March 31, 2024 | | For the year ended March 31, 2023 | |
|--|--------------------------------------|---------------------|--------------------------------------|---------------------|
| | Gratuity | Leave Encashment | Gratuity | Leave Encashment |
| Expected cash flows (valued on undiscounted basis): | | | | |
| With in 0 to 1 Year | 2.63 | 0.37 | 2.26 | 0.28 |
| With in 1 to 2 Year | 1.80 | 0.05 | 1.52 | 0.03 |

Notes to the Standalone Financial Statements

Note 47: Employees benefits *Contd.*

VI. Maturity profile of defined benefit obligation:

(₹ in Crore)

| Particulars | For the year ended March 31, 2024 | | For the year ended March 31, 2023 | |
|--------------------------------|--------------------------------------|---------------------|--------------------------------------|---------------------|
| | Gratuity | Leave Encashment | Gratuity | Leave Encashment |
| | With in 2 to 3 Year | 1.96 | 0.09 | 1.60 |
| With in 3 to 4 Year | 2.20 | 0.08 | 1.83 | 0.05 |
| With in 4 to 5 Year | 1.70 | 0.06 | 1.79 | 0.05 |
| With in 5 to 6 Year | 1.97 | 0.07 | 1.45 | 0.04 |
| 6 Year onwards | 12.27 | 0.92 | 12.23 | 0.71 |
| Total expected payments | 24.53 | 1.64 | 22.68 | 1.19 |

The average duration of the defined benefit plan obligation at the end of the balance sheet date (in years)

VII. Sensitivity analysis on present value of defined benefit obligations:

(₹ in Crore)

| Particulars | For the year ended March 31, 2024 | | For the year ended March 31, 2023 | |
|------------------------------|--------------------------------------|---------------------|--------------------------------------|---------------------|
| | Gratuity | Leave Encashment | Gratuity | Leave Encashment |
| | a) Discount rates | | | |
| 0.50% increases | (0.91) | (0.07) | (0.72) | (0.05) |
| 0.50% decreases | 0.89 | 0.07 | 0.76 | 0.05 |
| b) Salary growth rate | | | | |
| 0.50% increases | 0.89 | 0.07 | 0.77 | 0.06 |
| 0.50% decreases | (0.93) | (0.07) | (0.73) | (0.05) |

Sensitivity analysis presented above may not be representative of the actual change in the defined benefit obligation as it is unlikely that the change in assumptions would occur in isolation of one another as some of the assumptions may be correlated.

The sensitivity analysis above has been determined based on a method that extrapolates the impact on defined benefit obligation as a result of reasonable changes in key assumptions occurring as at the balance sheet date.

All sensitives are calculated using the same actuarial method as for the disclosed present value of the defined benefits obligation at year end.

The history of experience adjustments for non-funded retirement plans (Gratuity) are as follows :

(₹ in Crore)

| Particulars | FY 2023-24 | FY 2022-23 | FY 2021-22 |
|--|------------|------------|------------|
| Present value of obligation as at the end of the year | 24.53 | 22.68 | 19.91 |
| Fair value of plan assets as at the end of the year | - | - | - |
| Net liability/(assets) recognized in the balance sheet | 24.53 | 22.68 | 19.91 |
| Net actuarial gain/(loss) recognized | (1.04) | (2.44) | 0.12 |

Notes to the Standalone Financial Statements

Note 48: Borrowings- Nature of Security and Terms of Repayment

a) Nature of Security in respect of Long Term Borrowings:

- (i) Rupee term loan from PNB (funded by State Government U.P.) is secured by first parri passu charge on block of fixed assets and current Assets of the Company and further secured by personal guarantee of Managing Director of the Company .
- (ii) Rupee term loan from PNB is secured by first pari passu charge on block of fixed assets of the Company and further secured by personal guarantee of Managing Director of the Company.
- (iii) Rupee Term loan from PNB are secured by first pari passu charge on entire block of assets of Asmoli Unit of the Company and further secured by personal guarantee of Managing Director of the Company
- (iv) Rupee term loan from HDFC Bank are secured by first parri passu charge on all the movable fixed assets of the Company, both present and future and further secured by personal guarantee of the Managing Director of the Company.
- (v) Rupee term loan from ICICI Bank are secured by first parri passu charge on all the movable fixed assets of the Company, both present and future.
- (vi) Rupee term loan from Sugar Development Fund (SDF) are secured by first parri passu charge over the movable and immovable properties of Division - Sugar, situated at unit Asmoli of the Company. The term loan was sanctioned in the name of Dhampur Sugar Mills Limited, the Demerged Company and pending documentation for transfer it in name of the Company. The same is continuing in the name of Demerged Company. The outstanding amount of loan is NIL as of March 31, 2024.

b) Terms of repayment :

(₹ in Crore)

| Name of banks / entities | Rate of Interest (ROI) % p.a. as at March 31, 2024 | Amount outstanding as at March 31, 2024 | Repayment of Term Loans | | | | | |
|---|--|---|-------------------------|--------------|--------------|--------------|--------------|-------------|
| | | | 2024-25 | 2025-26 | 2026-27 | 2027-28 | 2028-29 | 2029-30 |
| 1) Punjab National Bank | | | | | | | | |
| Term loan from bank (Soft Loan) | 5.00% | 6.49 | 6.49 | - | - | - | - | - |
| Term loan from bank (Expansion for Distillery Capacity - Asmoli) | 8.85% | 42.12 | 16.85 | 16.85 | 8.42 | - | - | - |
| Term loan from bank (Expansion for Distillery Capacity - Asmoli) | 8.85% | 1.50 | 1.50 | - | - | - | - | - |
| Term loan from bank (Expansion and debottlenecking for all units) | 8.55% | 72.33 | 11.25 | 15.00 | 15.00 | 15.00 | 15.00 | 1.08 |
| 2) Term loan from HDFC bank | 8.30% | 63.00 | 14.00 | 14.00 | 14.00 | 14.00 | 7.00 | - |
| 3) Term loan from ICICI bank | 8.65% | 56.00 | 14.00 | 14.00 | 14.00 | 14.00 | - | - |
| Grand-Total | | 241.44 | 64.09 | 59.85 | 51.42 | 43.00 | 22.00 | 1.08 |

c) Nature of Security in respect of Short Term Borrowings:

Working Capital facility from Punjab National Bank are secured :

- by way of first parri passu charge and pledge of stocks of sugar and sugar-in-process both present and future.
- by way of first parri passu charge and hypothecation of molasses, bagasse, general stores, chemicals unit finished goods/raw material, co-generation unit raw material, book debts etc. both present and future of the Company.
- by way of third parri passu charge on the block of fixed assets/immovable properties of the Company.
- by personal guarantee of the Managing Director of the Company.

Notes to the Standalone Financial Statements

Note 48: Borrowings- Nature of Security and Terms of Repayment *Contd.*

Working Capital facility from ICICI Bank are secured :

- by way of first pari passu charge on current assets of the company.
- by way of third pari passu charge on the block of fixed assets/immovable properties of the Company.

Working Capital facility from all District Co-operative Banks are secured:

- by way of pledge of stocks of sugar
- by personal guarantee of Managing Director of the Company

Working Capital facility from Prathma U P Gramin Bank are secured:

- by way of first pari passu charge on sugar stock of white crystal/raw sugar/ BISS & other processed sugar in bags and sugar in process.
- by way of third pari passu charge on the block of fixed assets/immovable properties of the Company.
- by personal guarantee of Managing Director of the Company

Working Capital facility from HDFC Bank are backed by:

- by way of first pari passu charge on current assets of the company.
- by way of third pari passu charge on the block of fixed assets/immovable properties of the Company.

Note 49: Financial instruments - Accounting, classification and fair value measurement

I. Financial instruments by category

The criteria for recognition of financial instruments is explained in accounting policies of Company.

II Method and assumptions used to estimate fair values:

1. Fair value of cash and cash equivalents, bank balances other than cash and cash equivalents, trade and other receivables, other current financial assets, short term borrowings from banks and financial institutions, trade and other payables and other current financial liabilities approximate their carrying amounts due to the short-term nature of these instruments.
2. The fair values of borrowings (non-current) consisting of loans from banks and government authorities are determined by using discounted cash flow method that reflects the Company's borrowing rate at the end of the reporting period. The own non-performance risks as at year end was assessed to be insignificant.

(₹ in Crore)

| Particulars | Level | Carrying Value as at | | Fair Value as at | |
|------------------------------|---------|----------------------|-----------------|------------------|-----------------|
| | | March 31, 2024 | March 31, 2023 | March 31, 2024 | March 31, 2023 |
| Financial Assets | | | | | |
| At Amortized cost | | | | | |
| Investments | Level 3 | 28.16 | 27.21 | 27.07 | 27.21 |
| Others Financial Assets | Level 3 | 2.72 | 2.69 | 2.72 | 2.69 |
| Trade receivables | Level 3 | 87.53 | 133.22 | 87.53 | 133.22 |
| Cash and Bank Balances | Level 3 | 2.38 | 98.41 | 2.38 | 98.41 |
| Other Bank Balances | Level 3 | 4.08 | 3.41 | 4.08 | 3.41 |
| Total | | 124.87 | 264.94 | 123.78 | 264.94 |
| Financial Liabilities | | | | | |
| At Amortized cost | | | | | |
| Non Current | | | | | |
| Borrowings | Level 3 | 1,046.81 | 803.29 | 1,046.81 | 803.29 |
| Lease Liabilities | Level 3 | 10.14 | 7.02 | 10.14 | 7.02 |
| Trade payables | Level 3 | 137.23 | 163.88 | 137.23 | 163.88 |
| Other Financial Liabilities | Level 3 | 18.70 | 34.28 | 18.70 | 34.28 |
| Total | | 1,212.88 | 1,008.47 | 1,212.88 | 1,008.47 |

Notes to the Standalone Financial Statements

Note 49: Financial instruments - Accounting, classification and fair value measurement *Contd.*

III Fair Value Hierarchy

The fair value of the financial assets and financial liabilities are included at the amount at which the instrument could be exchanged in a current transaction between willing parties, other than in a forced or liquidation sale.

The following table provides the fair value measurement hierarchy of Company's asset and liabilities, grouped into Level 1 to Level 3 as described below :-

Level 1: Quoted prices (unadjusted) in active markets for identical assets or liabilities.

Level 2: Inputs other than quoted prices included within Level 1 that are observable for the asset or liability, either directly or indirectly.

Level 3: Inputs for the assets or liabilities that are not based on observable market data (unobservable inputs).

Management uses its best judgement in estimating the fair value of its financial instruments. However, there are inherent limitations in any estimation technique. Therefore, for substantially all financial instruments, the fair value estimates presented above are not necessarily indicative of the amounts that the Company could have realized or paid in sale transactions as of respective dates. As such, the fair value of financial instruments subsequent to the reporting dates may be different from the amounts reported at each reporting date.

Note 50: Financial Risk Management

The company has in place comprehensive risk management policy in order to identify measure, monitor and mitigate various risks pertaining to its business. Along with the risk management policy, an adequate internal control system, commensurate to the size and complexity of its business, is maintained to align with the philosophy of the company. Together they help in achieving the business goals and objectives consistent with the Company's strategies to prevent inconsistencies and gaps between its policies and practices. The Board of Directors/committees reviews the adequacy and effectiveness of the risk management policy and internal control system. The Company's financial risk management is an integral part of how to plan and execute its business strategies. The Company has exposure to the following risks arising from financial instruments:

- Credit risk
- Liquidity risk and
- Market risk

I. Credit risk

Credit risk is the risk that counterparty will not meet its obligations under a financial instrument or customer contract, leading to a financial loss. The Company's sugar sales and country liquor sales are mostly on advance. Power and ethanol are sold to state government entities and oil manufacturing companies respectively, thereby the credit default risk is significantly mitigated.

The impairment for trade receivables are based on assumptions about risk of default and expected loss rates. The Company uses judgement in making these assumptions and selecting the inputs to the impairment calculation, based on the Company's past history, existing market conditions as well as forward looking estimates at the end of each balance sheet date.

Financial assets are written off when there is no reasonable expectation of recovery, however the Company continues to attempt to recover the receivables. Where recoveries are made, subsequently these are recognized in the statement of profit and loss. The Company's major exposure of credit risk is from trade receivables, which are unsecured and derived from external customers.

Expected credit loss for trade receivable on simplified approach :

The ageing analysis of the trade receivables (gross of provision) has been considered from the date the invoice falls due:

(₹ in Crore)

| Particulars | Carrying Value | Less than 6 months | More than 6 months | Total |
|--|----------------|--------------------|--------------------|---------------|
| As at March 31, 2023 | | | | |
| Gross Carrying Amount | 134.08 | 132.20 | 1.88 | 134.08 |
| Less: Allowance for expected credit losses | 0.86 | - | - | 0.86 |
| Carrying Amount (net of impairment) | 133.22 | 132.20 | 1.88 | 133.22 |

Notes to the Standalone Financial Statements

Note 50: Financial Risk Management *Contd.*

(₹ in Crore)

| Particulars | Carrying Value | Less than 6 months | More than 6 months | Total |
|--|----------------|--------------------|--------------------|--------------|
| As at March 31, 2024 | | | | |
| Gross Carrying Amount | 89.09 | 86.48 | 2.61 | 89.09 |
| Less: Allowance for expected credit losses | 1.56 | - | - | 1.56 |
| Carrying Amount (net of impairment) | 87.53 | 86.48 | 2.61 | 87.53 |

The Company uses a provision matrix to determine impairment loss on portfolio of its trade receivable. The provision matrix is based on its historically observed default data over the expected life of the trade receivable and is adjusted for forward-looking estimates. At every reporting date, the historical observed default rates are updated and changes in forward-looking estimates are analysed. In case of probability of non collection, default rate is 100%. However, there is no material expected credit loss based on the past experience.

The changes in loss allowance for trade receivables is as under :-

(₹ in Crore)

| Particulars | For the year ended March 31, 2024 | For the year ended March 31, 2023 |
|--------------------------|-----------------------------------|-----------------------------------|
| Opening Balance | 0.86 | 0.06 |
| Provided during the year | 0.70 | 0.80 |
| Reversed during the year | - | - |
| Closing Balance | 1.56 | 0.86 |

The Company maintains exposure to cash and cash equivalents. The credit risk on cash and bank balances is limited because the counterparties are banks with credit ratings assigned by international credit rating agencies.

II. Liquidity Risk

Liquidity risk is defined as the risk that company will not be able to settle or meet its obligation on time or at a reasonable price. The Company's objective is to at all times maintain optimum levels of liquidity to meet its cash and collateral requirements. The Company's management is responsible for liquidity, funding as well as settlement management. In addition, processes and policies related to such risk are overseen by senior management. Management monitors the company's net liquidity position through rolling, forecast on the basis of expected cash flows.

(i) Maturities of financial liabilities

The following are the remaining contractual maturities of financial liabilities at the reporting date. The amounts are gross and undiscounted, and excluding contractual interest payments and exclude the impact of netting agreements

(₹ in Crore)

| As at March 31, 2024 | Less than One Year | More than one year and less than five year | More than 5 Years | Total |
|-----------------------------|--------------------|--|-------------------|-----------------|
| Borrowings | 869.86 | 175.87 | 1.08 | 1046.81 |
| Lease Liabilities | 3.53 | 6.61 | - | 10.41 |
| Trade payables | 132.82 | 4.41 | - | 137.23 |
| Other financial liabilities | 18.70 | - | - | 18.70 |
| Total | 1,024.91 | 186.89 | 1.08 | 1,212.88 |

Notes to the Standalone Financial Statements

Note 50: Financial Risk Management *Contd.*

(₹ in Crore)

| As at March 31, 2023 | Less than One Year | More than one year and less than five year | More than 5 Years | Total |
|-----------------------------|--------------------|--|-------------------|-----------------|
| Borrowings | 634.58 | 168.71 | - | 803.29 |
| Lease Liabilities | 2.26 | 4.76 | - | 7.02 |
| Trade payables | 161.59 | 2.29 | - | 163.88 |
| Other financial liabilities | 34.28 | - | - | 34.28 |
| Total | 832.71 | 175.76 | - | 1,008.47 |

(III) Market Risk

Market risk is the risk that the fair value of future cash flows of a financial instrument will fluctuate because of changes in market prices. Market risk comprises three types of risk: interest rate risk, currency risk and other risks, such as regulatory risk and commodity price risk. Financial instruments affected by market risk include loans and borrowings, trade receivables and trade payables involving foreign currency exposure, and inventories.

The sensitivity analysis in the following sections relate to the position as at March 31, 2023 and March 31, 2022. The sensitivity of the relevant profit or loss item is the effect of the assumed changes in respective market risks. This is based on the financial assets and financial liabilities held at March 31, 2024 and March 31, 2023.

(a) Foreign currency risk

Foreign currency risk is the risk that the fair value or future cash flows of an exposure will fluctuate because of changes in foreign exchange rates. The Company used foreign currency forward contracts to hedge its risks associated with foreign currency fluctuations relating to certain firm commitments. The use of foreign currency forward contracts is governed by the Company's strategy approved by the Board of Directors, which provide principles on the use of such forward contracts consistent with the Company's Risk Management. The outstanding forward exchange contracts entered into by the company at the year end are as under:

(USD/₹ in Crore)

| Particulars | As at March 31, 2024 | | As at March 31, 2023 | |
|------------------------|----------------------|----------|----------------------|--------------|
| | USD | INR | USD | INR |
| Forward Sale Contracts | - | - | 0.77 | 63.52 |
| Total | - | - | 0.77 | 63.52 |

All the foreign exchange forward contracts mature within three months from the year end.

The following tables analyses the foreign currency risk from monetary assets and liabilities as at:

(USD/₹ in Crore)

| Particulars | USD | |
|---|----------------------|----------------------|
| | As at March 31, 2024 | As at March 31, 2023 |
| Financial Assets | | |
| Trade Receivables | - | - |
| Bank Balances | - | - |
| Other Current Financial Assets | - | - |
| Net exposure to foreign currency risk (Assets) | - | - |

Notes to the Standalone Financial Statements

Note 50: Financial Risk Management *Contd.*

(USD/₹ in Crore)

| Particulars | USD | |
|--|-------------------------|-------------------------|
| | As at March 31, 2024 | As at March 31, 2023 |
| Other Current Liabilities | - | 0.09 |
| Trade payables | - | - |
| Letter of Credit | - | - |
| Net exposure to foreign currency risk (Liabilities) | - | 0.09 |
| Net exposure | - | (0.09) |

Sensitivity analysis -

A reasonably possible strengthening (weakening) of the Indian Rupee, by 2%, against all other currencies would have affected the measurement of financial instruments denominated in a foreign currency profit or loss by the amounts shown below. This analysis assumes that all other variables, in particular interest rates, remain constant and ignores any impact of forecast sales and purchase.

(₹ in Crore)

| Particulars | As at | As at |
|--------------------------------|----------------|----------------|
| | March 31, 2024 | March 31, 2023 |
| Increase by 200 basis points * | - | 1.27 |
| Decrease by 200 basis points * | - | (1.27) |

Derivative financial instruments

The Company holds derivative financial instruments such as foreign currency forward contracts to mitigate the risk of changes in exchange rates on foreign currency exposures. The counterparty is generally a bank. These derivative financial instruments are valued based on quoted prices for similar assets and liabilities in active markets or inputs that are directly or indirectly observable in the marketplace.

Impact of Hedging Activities

Disclosure of effects of Hedge Accounting on Financial Position

| Type of Hedge Risks | Nominal Value of Hedged Instruments* | | Carrying Amount of Hedging Instrument# | | Hedge Maturity | Hedge Ratio | Changes in Fair Value of Hedging Instrument | Changes in Value of Hedged Item used as the basis for recognizing hedge effectiveness |
|------------------------------------|--------------------------------------|-------------|--|-------------|----------------|-------------|---|---|
| | Asset | Liabilities | Asset | Liabilities | | | | |
| Cash Flow Hedge | | | | | | | | |
| Foreign exchange risk | | | | | | | | |
| Foreign Exchange Forward Contracts | | | | | NIL | | | |

* Nominal value is the ₹ value of the instrument based on spot rate of the first hedge

Carrying value is the ₹ value of the instrument based on the spot rate of the reporting date

(b) Regulatory risk

Sugar industry is regulated both by Central Government as well as State Government. Central and State Governments policies and regulations affects the Sugar industry and the Company's operations and profitability. Distillery business is also dependent on the Government policy.

Notes to the Standalone Financial Statements

Note 50: Financial Risk Management *Contd.*

(c) Commodity price risk

Sugar industry being cyclical in nature, realizations get adversely affected during downturn. Higher cane price or higher production than the demand ultimately affect profitability. The Company has mitigated this risk by well integrated business model by diversifying into co-generation and distillation, thereby utilizing the by-products.

(d) Interest rate risk

Interest rate risk is the risk that the fair value or future cash flows of a financial instrument will fluctuate because of changes in market interest rates.

As the Company does not have exposure to any floating-interest bearing assets, or any significant long-term fixed interest bearing assets, its interest income and related cash inflows are not affected by changes in market interest rates. Consequently, the Company's interest rate risk arises mainly from borrowings obligations with floating interest rates.

(₹ in Crore)

| Particulars | As at March 31, 2024 | As at March 31, 2023 |
|--------------------------|-------------------------|-------------------------|
| Variable rate borrowings | 1,046.81 | 796.80 |
| Fixed rate borrowings | - | 6.49 |
| Total | 1,046.81 | 803.29 |

Sensitivity:

A change of 50 basis points in interest rates would have following impact on profit after tax-

(₹ in Crore)

| Particulars | For the year ended March 31, 2024 | For the year ended March 31, 2023 |
|--|--------------------------------------|--------------------------------------|
| Interest rates – increase by 50 basis points * | 5.23 | 3.98 |
| Interest rates – decrease by 50 basis points * | (5.23) | (3.98) |

* Holding all other variables constant

(e) Price Risk

The company's exposure to equity securities price risk arises from investments held by the company and classified in the balance sheet at fair value through Statement of profit and loss. Since the company does not have any material equity investments measured at fair value through Statement of profit and loss, there is no material price risk exposure at the end of the financial year.

Note 51: Capital Management

For the purpose of the Company's capital management, capital includes issued equity capital, securities premium and all other equity reserves attributable to the equity shareholders of the Company. The Company's capital management is intended to maximize the return to shareholders for meeting the long-term and short-term goals of the Company through the optimization of the debt and equity balance.

The Company manages its capital structure and makes adjustments in light of changes in the financial condition and the requirements of the financial covenants. To maintain or adjust the capital structure, the Company may adjust the dividend payment to shareholders, return capital to shareholders (buy back its shares) or issue new shares. The Capital structure of the company consists of net debt (borrowings offset by cash and bank balances) and equity of the Company (Comprising issued capital, reserves and retained earnings).

In order to achieve this overall objective, the Company's capital management, amongst other things, aims to ensure that it meets financial covenants attached to the interest-bearing loans and borrowings that define capital structure requirements. The Company has complied with these covenants and there have been no breaches in the financial covenants of any interest-bearing loans and borrowings.

Notes to the Standalone Financial Statements

Note 51: Capital Management *Contd.*

The Company's policy is to maintain a strong capital base so as to maintain investor, creditor and market confidence and to sustain future development of the business. The primary objective of the Company's Capital Management is to maximize the shareholder's value. Management also monitors the return on capital. The Board of Directors seek to maintain a balance between the higher returns that might be possible with higher levels of borrowing and the advantages and security afforded by a sound capital position.

The Company monitors capital using a gearing ratio calculated as below:

(₹ in Crore)

| Particulars | As at | As at |
|---|-----------------|----------------|
| | March 31, 2024 | March 31, 2023 |
| Debt# | 1,046.81 | 803.29 |
| Less: cash and cash equivalents & bank balances | 2.38 | 98.41 |
| Net debt | 1,044.43 | 704.88 |
| Equity | 1,020.66 | 995.71 |
| Gearing Ratio { net debt / (equity + net debt)} | 50.58% | 41.45% |

#Debt is defined as non-current and current borrowings including current maturities of non-current borrowings, as given in notes.

Note 52: Ratio Analysis and its Elements

Note 52.1: Ratio Analysis & Reason of Change

| Particulars | Units | For the year ended March 31, 2024 | For the year ended March 31, 2023 | Variance (%) | Reason for Variance where change is more than 25% |
|---------------------------------|------------|--------------------------------------|--------------------------------------|--------------|---|
| Current Ratio | Times | 1.16 | 1.28 | -8.88% | |
| Debt-Equity Ratio | Times | 1.03 | 0.81 | 27.13% | Debt is increased due to owing higher inventory during the year because of ban on exports and lower sale quota of sugar and sale of country liquor assigned to the company. |
| Debt Service Coverage ratio | Times | 1.23 | 2.29 | -46.46% | Reduction is on account of comparative higher interest and repayment of Term loan availed for capital expenditure in current and previous year. |
| Inventory Turnover ratio | Times | 2.48 | 2.82 | -12.07% | |
| Trade Receivable Turnover Ratio | Times | 21.39 | 21.96 | -2.59% | |
| Trade Payable Turnover Ratio | Times | 11.32 | 10.13 | 11.85% | |
| Net Capital Turnover Ratio | Times | 13.82 | 11.14 | 24.06% | |
| Net Profit margin | Percentage | 2.05% | 4.21% | -51.42% | Due to comparatively lower margins on sale of goods produced on account of lower sucrose content in sugar cane in sugar season 2022-23. |
| Return on Equity | Percentage | 4.84% | 11.91% | -59.35% | Due to decrease in profit for the reasons stated aforesaid. |

Notes to the Standalone Financial Statements

Note 52: Ratio Analysis and its Elements *Contd.*

| Particulars | Units | For the year ended March 31, 2024 | For the year ended March 31, 2023 | Variance (%) | Reason for Variance where change is more than 25% |
|---|------------|--------------------------------------|--------------------------------------|--------------|--|
| Return on Capital Employed | Percentage | 5.34% | 9.66% | -44.79% | Due to decrease in profit for the reasons stated aforesaid. |
| Return on Equity Investment in Subsidiary | Percentage | 3.51% | 36.44% | -90.38% | Due to incurring of losses by Subsidiary Company during the year as against earning of profits in previous year. |

Note 52.2: Ratio Elements

(₹ in Crore)

| Particulars | For the year ended March 31, 2024 | | For the year ended March 31, 2023 | |
|--|--------------------------------------|-------------|--------------------------------------|-------------|
| | Numerator | Denominator | Numerator | Denominator |
| Current Ratio (Current Assets/Current Liabilities) | 1,224.22 | 1,051.71 | 1,098.04 | 859.50 |
| Debt-Equity Ratio {Total Debt (Long Term Debt and Short Term Debt including Current Maturities)/Shareholder's Equity} | 1,046.81 | 1,020.66 | 803.29 | 995.71 |
| Debt Service Coverage ratio (Profit After Tax + Interest on Term Loan + Depreciation/ Interest on Term Loan + Long Term Principal Repayment) | 113.94 | 92.86 | 160.13 | 69.87 |
| Inventory Turnover ratio (Revenue From Operations/Average Inventory) | 2,361.16 | 950.92 | 2,648.60 | 937.97 |
| Trade Receivable Turnover Ratio (Total Sales/Average Trade Receivables) | 2,361.16 | 110.38 | 2,648.60 | 120.60 |
| Trade Payable Turnover Ratio (Total Purchases/Average Trade Payables) | 1,705.03 | 150.56 | 1,683.33 | 166.25 |
| Net Capital Turnover Ratio {(Total Income/Working Capital (i.e. Current Assets - Current Liabilities))} | 2,384.88 | 172.51 | 2,658.22 | 238.54 |
| Net Profit ratio (Net Profit after tax/Total Revenue) | 48.82 | 2,384.88 | 112.02 | 2,658.22 |
| Return on Equity ratio (Profit after tax/Shareholder's Equity) | 48.82 | 1,008.19 | 112.02 | 940.59 |
| Return on Capital Employed (Profit Before Tax + Finance cost/Equity + Debt + Deferred Tax Liability) | 112.14 | 2,101.85 | 176.52 | 1,826.73 |
| Return on Equity Investment in Subsidiary (Total return on Investment/Weighted average value of Investment) | 0.95 | 27.21 | 3.93 | 10.79 |

Notes to the Standalone Financial Statements

Note 53: Events occurring after the balance sheet date

The Company evaluates events and transactions that occur subsequent to the balance sheet date but prior to approval of financial statement to determine the necessity for recognition and/or reporting of any of these events and transactions in the financial statements. As of 24th April, 2024 there were no material subsequent events to be recognized or reported that are not already disclosed.

Note 54: Offsetting financial instruments

There are no financial instruments which are offset, or subject to enforceable master netting arrangements and other similar agreements but not offset, as at each reporting date.

Note 55: Accidental Loss

During the previous year, due to an accident, certain quantity of 'B' Heavy molasses stored in storage tank was drained out and spread over the factory premises. The Company recognises insurance claim recoverable from insurance company equivalent to the amount of estimated loss of ₹ 7.27 Crore, recognised in the financial statements.

Note 56: Code on Social Security, 2020

The Code on Social Security, 2020 ('Code') relating to employee benefits during employment and post employment received Indian Parliament approval and Presidential assent in September 2020. The Code has been published in the Gazette of India and subsequently on November 13, 2020 draft rules were published and invited for stakeholders' suggestions. However, the date on which the Code will come into effect has not been notified. The Company will assess the impact of the Code when it comes into effect and will record any related impact in the period the Code becomes effective.

Note 57: Reconciliation of quarterly bank returns

Note for discrepancies :

The Bank returns were prepared and filed before the completion of all financial statement closure activities including Ind AS related adjustments/ reclassifications, as applicable, which led to these differences between the final books of accounts and the bank return which were based on provisional books of accounts. Further difference also arises on account of different valuation methodology adopted for valuing the finished goods stock in the books and for the purpose of reporting in the bank return. In the books, stock of finished goods is recorded at lower of cost or net realisable value but for bank purposes it is taken at net realisable value which is determined as per bank norms.

However there is no material difference in reporting the quantity of stock in the bank returns as compared to books of accounts.

(₹ in Crore)

| Name of the bank | Quarter Ended | Amount as per books of account | Amount as reported in the quarterly returns / statements | Amount of difference |
|-------------------------|--------------------|--------------------------------|--|----------------------|
| Working Capital Lenders | March 31, 2024 | 1,110.98 | 1008.40 | 102.58 |
| Working Capital Lenders | December 31, 2023 | 539.24 | 449.35 | 39.89 |
| Working Capital Lenders | September 30, 2023 | 202.18 | 166.60 | 35.58 |
| Working Capital Lenders | June 30, 2023 | 624.12 | 604.71 | 19.41 |

Note 58: Other Statutory Information

(i) The Company does not have any transactions with struck off companies except dividend paid to the following parties :

| Name of the Strike off Company | CIN | PAN | Nature of Transaction | Amount in ₹ |
|--------------------------------|-----------------------|------------|-----------------------|-------------|
| Vaishak Shares Limited | U85110KA1994PLC015178 | AAACV8513A | Dividend Paid | 3.50 |
| Shri Funpoint Limited | U55101GJ2007PLC051037 | AAKCS8868B | Dividend Paid | 1,330.00 |

Notes to the Standalone Financial Statements

Note 58: Other Statutory Information *Contd.*

- (ii) Creation of charges in respect of term loans availed from the lenders in respect of mortgage of land and building and hypothecation of fixed assets are duly executed as the respective agreements for mortgage/hypothecation are yet to be executed except land situated at Village - Mohra, District Bijnor, Uttar Pradesh, India.
- (iii) The Company has not traded or invested in Crypto currency or Virtual Currency during the period/year.
- (iv) The Company has not advanced or loaned or invested funds to any other person(s) or entity(ies), including foreign entities (Intermediaries) with the understanding that the Intermediary shall:
 - (a) directly or indirectly lend or invest in other persons or entities identified in any manner whatsoever by or on behalf of the company (Ultimate Beneficiaries) or
 - (b) provide any guarantee, security or the like to or on behalf of the Ultimate Beneficiaries.
- (v) The Company has not received any fund from any person(s) or entity(ies), including foreign entities (Funding Party) with the understanding (whether recorded in writing or otherwise) that the Company shall:
 - (a) directly or indirectly lend or invest in other persons or entities identified in any manner whatsoever by or on behalf of the Funding Party (Ultimate Beneficiaries) or
 - (b) provide any guarantee, security or the like on behalf of the Ultimate Beneficiaries.
- (vi) The Company does not have any transaction which is not recorded in the books of accounts that has been surrendered or disclosed as income during the year in the tax assessments under the Income Tax Act, 1961 (such as, search or survey or any other relevant provisions of the Income Tax Act, 1961).
- (vii) The company has not granted any loans or advances in the nature of loans to promoters, directors, KMPs, and the related parties(as defined under Companies Act, 2013), either severally or jointly with any other person, that are:
 - a) repayable on demand; or
 - b) granted without specifying any terms or period of repayment
- (viii) The Company has not declared a wilful defaulter by any banks or any other financial institution at any time during the financial year.
- (ix) The Company has complied with the number of layers prescribed under clause (87) of section 2 of the Act read with Companies (Restriction on Number of layers) Rules, 2017 as amended.

Note 59: Other Notes

- (i) In the opinion of the Board of Directors, trade receivables, other current financial assets, and other current assets have a value on realization in the ordinary course of the company's business, which is at least equal to the amount at which they are stated in the balance sheet.
- (ii) The Board of Directors at its meeting held on 24th April, 2024 has approved the Financial Statement for the year ended March 31, 2024.

For **Mittal Gupta & Co.**
Chartered Accountants
Firm Registration No.: 001874C

Bihari Lal Gupta
Partner
M. No.: 073794

Place : New Delhi
Date : April 24, 2024

For and on behalf of Board of Directors
Dhampur Bio Organics Limited

Vijay Kumar Goel
Chairman
DIN : 00075317

Gautam Goel
Managing Director
DIN : 00076326

Sandeep Kumar
Whole Time Director
DIN : 06906510

Nalin Kumar Gupta
Chief Financial Officer

Ashu Rawat
Company Secretary

Place: New Delhi
Date : April 24, 2024



Independent Auditor’s Report

To
The Members of
Dhampur Bio Organics Limited
Asmoli, Sambhal - U.P.

Report on the Audit of the Consolidated Financial Statements

Opinion

We have audited the accompanying Consolidated financial statements of **Dhampur Bio Organics Limited** (hereinafter referred to as “the Holding Company”), and its subsidiary (the Holding Company and its subsidiary together referred to as “the Group”), which comprise the Consolidated Balance Sheet as at March 31, 2024, the Consolidated Statement of Profit and Loss (including Other Comprehensive loss), the Consolidated Statement of Changes in Equity and the Consolidated Statement of Cash Flows for the year ended on that date, and a summary of the significant accounting policies and other explanatory information (hereinafter referred to as “the Consolidated financial statements”).

In our opinion and to the best of our information and according to the explanations given to us and based on the consideration of reports of other auditor on separate Financial Statements and on the other financial information of the subsidiary as referred to in ‘Other Matters’ paragraph below,, the aforesaid consolidated financial statements give the information required by the Companies Act, 2013 (“the Act”) in the manner so required and give a true and fair view in conformity with the Indian Accounting Standards prescribed under section 133 of the Act read with the Companies (Indian Accounting Standards) Rules, 2015, as amended, (“Ind AS”) and other accounting principles generally accepted in India, of the consolidated state of affairs of the Group as at March 31, 2024, and its consolidated profit(including other comprehensive loss),

consolidated changes in equity and its consolidated cash flows for the year ended on that date.

Basis for Opinion

We conducted our audit of the consolidated financial statements in accordance with the Standards on Auditing (SAs) specified under section 143(10) of the Act. Our responsibilities under those Standards are further described in the Auditor’s Responsibilities for the Audit of the Consolidated Financial Statements section of our report. We are independent of the Group in accordance with the Code of Ethics issued by the Institute of Chartered Accountants of India (ICAI) together with the ethical requirements that are relevant to our audit of the consolidated financial statements under the provisions of the Act and the Rules made thereunder, and we have fulfilled our other ethical responsibilities in accordance with these requirements and the ICAI’s Code of Ethics.

We believe that the audit evidence we have obtained is sufficient and appropriate to provide a basis for our audit opinion on the consolidated financial statements.

Key Audit Matters

Key audit matters are those matters that, in our professional judgment, were of most significance in our audit of the consolidated financial statements of the current period. These matters were addressed in the context of our audit of the consolidated financial statements as a whole, and in forming our opinion thereon, and we do not provide a separate opinion on these matter :

Key Audit Matters

Auditor’s Response

I. Determination of Cost of Production (COP) and Net Realizable Value (NRV) of Finished Goods and By-Products for valuation of inventory:

As on March 31, 2024, the Group has inventory of finished goods, by-products and work in progress with an aggregate carrying value of ₹1,058.15 Crores. The inventory of finished goods viz. Sugar and ethanol is valued at the lower of COP and NRV whereas the inventory of by-products viz. molasses and bagasse is valued at NRV/Derived NRV. We considered the value of the inventory of finished goods and by-products as a key audit matter given the relative value of inventory in the consolidated financial statements and significant judgement involved in the determination of COP and also the consideration of factors such as minimum sale price, monthly quota, and fluctuation in domestic and international selling prices in determination of NRV/ Derived NRV.

Principal Audit Procedures

We understood and tested the design and operating effectiveness of controls as established by the management in determination of COP and NRV/Derived NRV. We reviewed the cost records maintained by the management and examined the documents maintained by the management for computing the COP and NRV/ Derived NRV with reference to the principles prescribed under Ind AS-2 on “Inventories”. We considered various factors, including the prevailing unit specific domestic selling price of the products during and subsequent to the year end, yield of ethanol from “B” Heavy Molasses and from “C” Heavy Molasses having higher sucrose contents, value of sugar sacrificed during the production of such Molasses, prevailing selling price of

Key Audit Matters**Auditor's Response**

free and levy obligation of "C" Heavy Molasses having standard sucrose contents, contracted selling price of the products in respect of contracted sales, Molasses Policy of State Government for determination of levy obligation of molasses for the Molasses Year 2023-24, management plan to supply the grade of molasses for the fulfillment of stipulated "B" Heavy Levy Molasses obligation and initiatives taken by the Government with respect to sugar industry as a whole, for determination of NRV/ Derived NRV of the products.

Based on the above procedures performed, the management's determination of COP and NRV/ derived NRV of finished and by-products as at year-end and the comparison of COP with NRV for the valuation of inventory is considered to be reasonable

Information Other than the Consolidated Financial Statements and Auditor's Report Thereon

The Holding Company's management and Board of Directors are responsible for the other information. The other information comprises the information included in the Holding Company's Annual Report, but does not include the financial statements and our auditor's report thereon. The Holding Company's annual report is expected to be made available to us after the date of this auditor's report. Our opinion on the consolidated financial statements does not cover the other information and we do not express any form of assurance conclusion thereon. In connection with our audit of the consolidated financial statements, our responsibility is to read the other information identified above when it becomes available and, in doing so, consider whether the other information is materially inconsistent with the consolidated financial statements or our knowledge obtained in the audit or otherwise appears to be materially misstated. When we read the Holding Company's annual report, if we conclude that there is a material misstatement therein, we are required to communicate the matter to those charged with governance and take necessary actions, as applicable under the relevant laws and regulations.

Responsibilities of Management and Those Charged with Governance for the Consolidated Financial Statements

The Holding Company's Management and Board of Directors is responsible for the matters stated in Section 134(5) of the Act with respect to the preparation and presentation of these Consolidated Financial Statements that give a true and fair view of the consolidated financial position, consolidated financial performance including other comprehensive income, consolidated changes in equity and cash flows of the Company in accordance with the accounting principles generally accepted in India, including the Indian Accounting Standards (Ind AS) specified under Section 133 of the Act.

The respective Management and Board of Directors of the company included in the Group are responsible for the maintenance of

adequate accounting records in accordance with the provisions of the Act for safeguarding of the assets of each entity and for preventing and detecting frauds and other irregularities; the selection and application of appropriate accounting policies; making judgments and estimates that are reasonable and prudent; and the design, implementation and maintenance of adequate internal financial controls, that were operating effectively for ensuring the accuracy and completeness of the accounting records, relevant to the preparation and presentation of the Consolidated Financial Statements that give a true and fair view and are free from material misstatement, whether due to fraud or error, which have been used for the purpose of preparation of the Consolidated Financial Statements by the Directors of the Holding Company, as aforesaid.

In preparing the Consolidated Financial Statements, the respective Board of Directors of the companies included in the Group are responsible for assessing the Company's ability to continue as a going concern, disclosing, as applicable, matters related to going concern and using the going concern basis of accounting unless Board of Directors either intends to liquidate the entity or to cease operations, or has no realistic alternative but to do so.

The respective Board of Directors of the companies included in the Group are responsible for overseeing the financial reporting process of each company.

Auditor's Responsibilities for the Audit of the Consolidated Financial Statements

Our objectives are to obtain reasonable assurance about whether the Consolidated Financial Statements as a whole are free from material misstatement, whether due to fraud or error, and to issue an auditor's report that includes our opinion. Reasonable assurance is a high level of assurance, but is not a guarantee that an audit conducted in accordance with SAs will always detect a material misstatement when it exists. Misstatements can arise from fraud or error and are considered material if, individually or in the aggregate, they could reasonably be expected to influence the economic decisions of users taken on the basis of these Consolidated financial statements.



As part of an audit in accordance with SAs, we exercise professional judgment and maintain professional scepticism throughout the audit. We also:

- Identify and assess the risks of material misstatement of the Consolidated Financial Statements, whether due to fraud or error, design and perform audit procedures responsive to those risks, and obtain audit evidence that is sufficient and appropriate to provide a basis for our opinion. The risk of not detecting a material misstatement resulting from fraud is higher than for one resulting from error, as fraud may involve collusion, forgery, intentional omissions, misrepresentations, or the override of internal control.
- Obtain an understanding of internal control relevant to the audit in order to design audit procedures that are appropriate in the circumstances. Under section 143(3)(i) of the Act, we are also responsible for expressing our opinion on whether the Company has adequate internal financial controls system with reference to Consolidated Financial statement in place and the operating effectiveness of such controls.
- Evaluate the appropriateness of accounting policies used and the reasonableness of accounting estimates and related disclosures made by management and Board of Directors.
- Conclude on the appropriateness of management and Board Of Director use of the going concern basis of accounting in preparation of consolidated financial statements and, based on the audit evidence obtained, whether a material uncertainty exists related to events or conditions that may cast significant doubt on the Company's ability to continue as a going concern. If we conclude that a material uncertainty exists, we are required to draw attention in our auditor's report to the related disclosures in the Consolidated Financial Statements or, if such disclosures are inadequate, to modify our opinion. Our conclusions are based on the audit evidence obtained up to the date of our auditor's report. However, future events or conditions may cause the Company to cease to continue as a going concern.
- Evaluate the overall presentation, structure and content of the Consolidated Financial Statements, including the disclosures, and whether the Consolidated Financial Statements represent the underlying transactions and events in a manner that achieves fair presentation.
- Obtain sufficient appropriate audit evidence regarding the financial information of the entities or business activities within the Group to express an opinion on the consolidated financial statements. We are responsible for the direction, supervision and performance of the audit of the financial statements of such entities included in the Consolidated Financial Statements of which we are the independent auditors. For the other entities included in the Consolidated Financial Statements, which have been audited by other auditors, such other auditors remain responsible for the direction, supervision and performance of

the audits carried out by them. We remain solely responsible for our audit opinion

Materiality is the magnitude of misstatements in the consolidated financial statements that, individually or in aggregate, makes it probable that the economic decisions of a reasonably knowledgeable user of the consolidated financial statements may be influenced. We consider quantitative materiality and qualitative factors in (i) planning the scope of our audit work and in evaluating the results of our work; and (ii) to evaluate the effect of any identified misstatements in the consolidated financial statements.

We communicate with those charged with governance of the holding company, among other matters, the planned scope and timing of the audit and significant audit findings, including any significant deficiencies in internal control that we identify during our audit.

We also provide those charged with governance with a statement that we have complied with relevant ethical requirements regarding independence, and to communicate with them all relationships and other matters that may reasonably be thought to bear on our independence, and where applicable, related safeguards.

From the matters communicated with those charged with governance, we determine those matters that were of most significance in the audit of the consolidated financial statements of the current period and are therefore the key audit matters. We describe these matters in our auditor's report unless law or regulation precludes public disclosure about the matter or when, in extremely rare circumstances, we determine that a matter should not be communicated in our report because the adverse consequences of doing so would reasonably be expected to outweigh the public interest benefits of such communication.

Other Matters

We did not audit the standalone financial statements of one subsidiary company i.e. Dhampur International Pte Ltd. considered in the preparation of the Consolidated Financial Statements and which together constitutes total assets of ₹ 27.51 Crores as at March 31, 2024, total revenue of ₹ 63.92 Crores and total comprehensive loss (comprising of net income after tax and other comprehensive income) of ₹1.38 Crores for the year ended March 31, 2024. These standalone financial statements and other financial information have been audited by other firm of Chartered accountants whose reports have been furnished to us by the Management, and our opinion on the Consolidated Financial Statements, in so far as it relates to the amounts and disclosures included in respect of these subsidiaries, and our report in terms of sub section (3) of section 143 of the Act, in so far as it relates to the aforesaid subsidiary company, is based solely on the report of the other auditor.

Our opinion on the consolidated financial statements, and our report on Other Legal and Regulatory Requirements below, is not modified in respect of the above matters with respect to our

reliance on the work done and the reports of the other auditors and the financial statements provided by the Management.

Report on Other Legal and Regulatory Requirements

1. As required by the Companies (Auditor's Report) Order, 2020 ("the Order"), issued by the Central Government of India in terms of section 143(11) of the Act, we give in the Annexure – 'A' a statement on the matters specified in paragraphs 3 and 4 of the Order to the extent applicable.
2. As required by Section 197(16) of the Act, we report that the Company has paid remuneration to its directors during the year in accordance with the provisions of and limits laid down under Section 197 read with Schedule V to the Act.
3. As required by Section 143(3) of the Act, we report, to the extent applicable that:
 - a) We have sought and obtained all the information and explanations which to the best of our knowledge and belief were necessary for the purposes of our audit of the aforesaid Consolidated Financial Statements.
 - b) In our opinion, proper books of account as required by law to preparation of the aforesaid Consolidated Financial Statements have been kept by the Company so far as it appears from our examination of those books.
 - c) The Consolidated Balance Sheet, the Consolidated Statement of Profit and Loss including Other Comprehensive Income, Consolidated Statement of Changes in Equity and the Consolidated Statement of Cash Flow dealt with by this Report are in agreement with the relevant books of account maintained for the purpose of preparation of the Consolidated Financial Statements.
 - d) In our opinion, the aforesaid Consolidated financial statements comply with the Ind AS specified under Section 133 of the Act, read with Rule 7 of the Companies (Accounts) Rules, 2014 as amended.
 - e) On the basis of the written representations received from the directors as on March 31, 2024 taken on record by the Board of Directors, none of the directors is disqualified as on March 31, 2024 from being appointed as a director in terms of Section 164 (2) of the Act.
 - f) With respect to the adequacy of the internal financial controls with reference to consolidated financial statements of the Company and the operating effectiveness of such controls, refer to our separate Report in "Annexure B". Our report expresses an unmodified opinion on the adequacy and operating effectiveness of the Company's internal financial controls with reference to consolidated financial statements.
- g) With respect to the other matters to be included in the Auditor's Report in accordance with Rule 11 of the Companies (Audit and Auditors) Rules, 2014, as amended in our opinion and to the best of our information and according to the explanations given to us:
 - i. The Group, as detailed in note no. 40 to the consolidated financial statements, has disclosed the impact of pending litigations on its financial position in its consolidated financial statements.
 - ii. The Group did not have any long term contracts including derivative contracts for which there were any material foreseeable losses as at March 31, 2024.
 - iii. There has been no delay in transferring amounts, required to be transferred to the Investor Education and Protection Fund by the Holding Company.
 - iv. (a) The Management has represented to us that, to the best of its knowledge and belief, no funds have been advanced or loaned or invested (either from borrowed funds or share premium or any other sources or kind of funds) by the holding company to or in any other persons or entities, including foreign entities ("Intermediaries"), with the understanding, whether recorded in writing or otherwise, that the Intermediary shall, whether, directly or indirectly lend or invest in other persons or entities identified in any manner whatsoever by or on behalf of the holding company ("Ultimate Beneficiaries") or provide any guarantee, security or the like on behalf of the Ultimate Beneficiaries;
 - (b) The Management has represented to us that, to the best of its knowledge and belief, no funds (which are material either individually or in aggregate) have been received by the holding company from any person(s) or entities, including foreign entities ("Funding Parties"), with the understanding, whether recorded in writing or otherwise, that the holding company shall, whether, directly or indirectly, lend or invest in other persons or entities identified in any manner whatsoever by or on behalf of the Funding Party ("Ultimate Beneficiaries") or provide any guarantee, security or the like on behalf of the Ultimate Beneficiaries;



- c) Based on our audit procedure conducted that are considered reasonable and appropriate in the circumstances, nothing has come to our attention that cause us to believe that the representation under sub- clause (i) and (ii) of Rule 11 (e) as provided under paragraph (2) (g) (iv) (a) & (b) above, contain any material misstatement.
- v) In our opinion and as per information and explanation given to us, the final dividend of ₹3.50 per share paid by the Holding Company during the year for the financial year 2022-23 and the final dividend of ₹2.50 per shares proposed by the Board of Directors of the Holding Company in its meeting held on April 24, 2024 for the financial year 2023-24 are in accordance with Section 123 of the Act.
- vi) Based on our examination which included test checks, the Holding Company has used an accounting software for maintaining its books of account which has a feature of recording audit trail (edit log) facility

and the same has operated throughout the year for all relevant transactions recorded in the software. Further, during the course of our audit we did not come across any instance of audit trail feature being tampered with.

For **Mittal Gupta & Co.**
Chartered Accountants
Firm's Registration No. 001874C

Bihari Lal Gupta
Partner
Membership No. 073794
UDIN: 24073794BKEOBK4233

Place : New Delhi
Date : April 24, 2024

Annexure A to the Independent Auditor’s Report to the members of Dhampur Bio Organics Limited on its consolidated financial statements dated 31.03.2024.

Report on the matters specified in paragraph 3 of the Companies (Auditor’s Report) Order, 2020 (“the Order”) issued by the Central Government of India in terms of section 143(11) of the Companies Act, 2013 (“the Act”) as referred to in paragraph 1 of ‘Report on Other Legal and Regulatory Requirements’ section.

(xxi) (a) According to the information and explanations given to us, and based on the CARO reports issued by us for the Holding Company included in the consolidated financial statements of the Holding Company, to which reporting under CARO is applicable, we report following :

(₹ in Crore)

| Sr. No. | Name | CIN | Holding Company / Subsidiary | Clause number of the CARO report which is qualified or adverse |
|---------|------------------------------|-----------------------|------------------------------|--|
| i) | Dhampur Bio Organics Limited | L15100UP2020PLC136939 | Holding Co. | i(c), iii, vii |

For **Mittal Gupta & Co.**
Chartered Accountants
Firm’s Registration No. 001874C

Bihari Lal Gupta
Partner
Membership No. 073794
UDIN: 24073794BKEOBK4233

Place : New Delhi
Date : April 24, 2024



Annexure B to the Independent Auditor’s Report to the members of Dhampur Bio Organics Limited on its consolidated financial statements dated 31.03.2024 .

Report on the Internal Financial Controls Over Financial Reporting under Clause (i) of Sub-section 3 of Section 143 of the Companies Act, 2013 (“the Act”) as referred to in paragraph 3(f) of ‘Report on Other Legal and Regulatory Requirements’ section .

In conjunction with our audit of the Consolidated Financial Statements of **Dhampur Bio Organics Limited** (“the Holding Company”) as of March 31, 2024, we have audited the internal financial controls with reference to consolidated financial statements of Holding Company and such companies incorporated in India under the Companies Act, 2013 which are its subsidiary company, as of that date as of March 31, 2024.

Managements and Board of Director Responsibility for Internal Financial Controls

The Management of Holding Company and its Board of Directors is responsible for establishing and maintaining internal financial controls based on the internal control over financial reporting criteria established by the Company considering the essential components of internal control stated in the Guidance Note on Audit of Internal Financial Controls Over Financial Reporting issued by the Institute of Chartered Accountants of India. These responsibilities include the design, implementation and maintenance of adequate internal financial controls that were operating effectively for ensuring the orderly and efficient conduct of its business, including adherence to the Company’s policies, the safeguarding of its assets, the prevention and detection of frauds and errors, the accuracy and completeness of the accounting records, and the timely preparation of reliable financial information, as required under the Act.

Auditor’s Responsibility

Our responsibility is to express an opinion on the internal financial controls with reference to consolidated financial statements based on our audit. We conducted our audit in accordance with the Guidance Note and the Standards on Auditing, prescribed under section 143(10) of the Act, to the extent applicable to an audit of internal financial controls with reference to consolidated financial statements. Those Standards and the Guidance Note require that we comply with ethical requirements and plan and perform the audit to obtain reasonable assurance about whether adequate internal financial controls with reference to consolidated financial statements were established and maintained and if such controls operated effectively in all material respects. Our audit involves performing procedures to obtain audit evidence about the adequacy of the internal financial controls with reference to consolidated financial statements and their operating effectiveness. Our audit of internal

financial controls with reference to consolidated financial statements included obtaining an understanding of internal financial controls with reference to consolidated financial statements, assessing the risk that a material weakness exists, and testing and evaluating the design and operating effectiveness of the internal controls based on the assessed risk. The procedures selected depend on the auditor’s judgement, including the assessment of the risks of material misstatement of the consolidated financial statements, whether due to fraud or error. We believe that the audit evidence we have obtained is sufficient and appropriate to provide a basis for our audit opinion on the internal financial controls with reference to consolidated financial statements.

Meaning of Internal Financial Controls System Over Financial Reporting with reference to consolidated financial statements

A company’s internal financial controls with reference to consolidated financial statements is a process designed to provide reasonable assurance regarding the reliability of financial reporting and the preparation of consolidated financial statements for external purposes in accordance with generally accepted accounting principles. A company’s internal financial controls with reference to consolidated financial statements includes those policies and procedures that (1) pertain to the maintenance of records that, in reasonable detail, accurately and fairly reflect the transactions and dispositions of the assets of the company; (2) provide reasonable assurance that transactions are recorded as necessary to permit preparation of consolidated financial statements in accordance with generally accepted accounting principles, and that receipts and expenditures of the company are being made only in accordance with authorisations of management and directors of the company; and (3) provide reasonable assurance regarding prevention or timely detection of unauthorised acquisition, use, or disposition of the company’s assets that could have a material effect on the consolidated financial statements.

Inherent Limitations of Internal Financial Controls Over Financial Reporting with reference to these consolidated financial statements

Because of the inherent limitations of internal financial controls with reference to consolidated financial statements, including

the possibility of collusion or improper management override of controls, material misstatements due to error or fraud may occur and not be detected. Also, projections of any evaluation of the internal financial controls with reference to consolidated financial statements to future periods are subject to the risk that the internal financial controls with reference to consolidated financial statements may become inadequate because of changes in conditions, or that the degree of compliance with the policies or procedures may deteriorate.

Opinion

In our opinion, the Holding Company has, in all material respects, an adequate internal financial controls system over financial reporting with reference to these consolidated financial statements and such internal financial controls over financial reporting were operating effectively as at March 31, 2024, based on the internal control over financial reporting criteria established by the Company considering

the essential components of internal control stated in the Guidance Note on Audit of Internal Financial Controls Over Financial Reporting issued by the Institute of Chartered Accountants of India.

For **Mittal Gupta & Co.**
Chartered Accountants
Firm's Registration No. 001874C

Bihari Lal Gupta
Partner

Place : New Delhi
Date : April 24, 2024

Membership No. 073794
UDIN: 24073794BKEOBK4233



Consolidated Balance Sheet

As at March 31, 2024

(₹ in Crore)

| Particulars | Note No. | As at March 31, 2024 | As at March 31, 2023 |
|--|----------------|-------------------------|-------------------------|
| ASSETS | | | |
| Non-Current Assets | | | |
| Property, Plant and Equipment | 4 | 1,026.96 | 902.19 |
| Right-of-Use Assets | 5 | 9.49 | 7.13 |
| Capital Work-in-progress | 6 | 12.95 | 36.17 |
| Intangible Assets | | - | - |
| Financial Assets | | | |
| (i) Others | 7 (i) | 1.82 | 2.21 |
| Tax Assets | 8 | 0.40 | 0.40 |
| Other Non Current Assets | 9 (i) | 9.63 | 4.49 |
| Total Non-Current Assets | (a) | 1,061.25 | 952.59 |
| Current Assets | | | |
| Inventories | 10 | 1,082.55 | 819.28 |
| Financial Assets | | | |
| (i) Trade Receivables | 11 | 87.53 | 153.67 |
| (ii) Cash and Cash Equivalents | 12 | 5.99 | 104.05 |
| (iii) Bank balances other than (ii) above | 13 | 27.48 | 3.41 |
| (iv) Loans & Advances | 14 | 0.08 | - |
| (v) Others | 7 (ii) | 1.15 | 0.48 |
| Current Tax Assets(Net) | 23 | 5.56 | - |
| Other Current Assets | 9 (ii) | 41.22 | 43.98 |
| Total Current Assets | (b) | 1,251.56 | 1,124.87 |
| Total Assets | (a+b) | 2,312.81 | 2,077.46 |
| EQUITY AND LIABILITIES | | | |
| Equity | | | |
| Equity Share Capital | 15 | 66.39 | 66.39 |
| Other Equity | 16 | 945.08 | 922.34 |
| Total Equity | (c) | 1,011.47 | 988.73 |
| Non-Current Liabilities | | | |
| Financial Liabilities | | | |
| (i) Borrowings | 17 (i) | 176.95 | 168.72 |
| (ii) Lease Liabilities | 18 (i) | 6.61 | 4.76 |
| Provisions | 21 (i) | 23.22 | 21.33 |
| Deferred tax liabilities (Net) | 24 | 42.50 | 34.90 |
| Other Non-Current Liabilities | 22 (i) | 0.06 | 0.06 |
| Total Non-Current Liabilities | (d) | 249.34 | 229.77 |
| Current Liabilities | | | |
| Financial Liabilities | | | |
| (i) Borrowings | 17 (ii) | 869.86 | 634.59 |
| (ii) Lease Liabilities | 18 (ii) | 3.53 | 2.26 |
| (iii) Trade Payables | 19 | | |
| (a) Due to Micro and Small Enterprises | | 7.19 | 4.65 |
| (b) Other than Micro and Small Enterprises | | 130.04 | 159.24 |
| (iv) Other Financial Liabilities | 20 | 18.55 | 34.73 |
| Provisions | 21 (ii) | 3.81 | 3.52 |
| Other Current Liabilities | 22 (ii) | 19.02 | 19.10 |
| Current Tax Liabilities (Net) | 23 | - | 0.87 |
| Total Current Liabilities | (e) | 1,052.00 | 858.96 |
| Total Equity And Liabilities | (c+d+e) | 2,312.81 | 2,077.46 |

The accompanying notes from 1 to 58 form an integral part of the Consolidated financial statements.

This is the Consolidated Balance Sheet referred to in our report of even date

For **Mittal Gupta & Co.**
Chartered Accountants
Firm Registration No.: 001874C

For and on behalf of Board of Directors
Dhampur Bio Organics Limited

Bihari Lal Gupta
Partner
M. No.: 073794

Vijay Kumar Goel
Chairman
DIN : 00075317

Gautam Goel
Managing Director
DIN : 00076326

Sandeep Kumar
Whole Time Director
DIN : 06906510

Nalin Kumar Gupta
Chief Financial Officer

Ashu Rawat
Company Secretary

Place : New Delhi
Date : April 24, 2024

Place: New Delhi
Date : April 24, 2024

Consolidated Statement of Profit and Loss

For the year ended March 31, 2024

(₹ in Crore)

| Particulars | Note No. | For the year ended March 31, 2024 | For the year ended March 31, 2023 |
|---|----------|--------------------------------------|--------------------------------------|
| INCOME | | | |
| I. Revenue from Operations | 25 | 2,394.42 | 2,654.44 |
| II. Other Income | 26 | 23.87 | 11.42 |
| III. Total Income (I+II) | | 2,418.29 | 2,665.86 |
| EXPENSES | | | |
| (a) Cost of Raw Materials Consumed | 27 | 1,604.14 | 1,588.25 |
| (b) Excise duty on sale of goods | 28 | 529.98 | 246.91 |
| (c) Purchase of Stock-in-Trade | 29 | 30.97 | 3.90 |
| (d) Changes in inventories of finished goods, work-in-progress and stock-in-trade | 30 | (264.45) | 243.95 |
| (e) Employees benefits expenses | 31 | 96.66 | 108.02 |
| (f) Depreciation and Amortisation | 32 | 49.48 | 40.53 |
| (g) Finance costs | 33 | 45.33 | 40.84 |
| (h) Other Expenses | 34 | 263.11 | 272.10 |
| (i) Pre-Operative and trial run expenses capitalised | 35 | (2.42) | (13.41) |
| IV. Total Expenses (a to i) | | 2,352.80 | 2,531.09 |
| V. Profit Before Exceptional Items and Tax (III-IV) | | 65.49 | 134.77 |
| VI. Exceptional Items | 36 | - | - |
| VII. Profit Before Tax (V-VI) | | 65.49 | 134.77 |
| VIII. Tax Expense | | | |
| (a) Current Tax | 37 | 11.09 | 22.43 |
| (b) Deferred Tax | 37 | 7.91 | 1.24 |
| IX. Profit after tax for the year (VII-VIII) | | 46.49 | 111.10 |
| X. Other Comprehensive Income | | | |
| A (i) Items that will not be reclassified to profit or loss | 38 | | |
| - Remeasurement benefits (losses) on defined benefit obligation | | (1.22) | (2.44) |
| (ii) Tax on above | | 0.31 | 0.61 |
| B (i) Items that will be reclassified to profit or loss | | | |
| - Cash Flow Hedge Reserve | | - | (0.13) |
| - Foreign Currency Translation Reserve | | (0.02) | 1.11 |
| (ii) Tax on above | | - | (0.28) |
| Other Comprehensive Income to be transferred to Other Equity for the year | | (0.93) | (1.13) |
| XI. Total Comprehensive Income for the year (IX+X) | | 45.56 | 109.97 |
| XII. Earnings Per Share : | | | |
| Basic & Diluted : (₹) | 39 | 7.00 | 16.74 |

The accompanying notes from 1 to 58 form an integral part of the Consolidated financial statements.
This is the Consolidated Statement of Profit and Loss referred to in our report of even date

For **Mittal Gupta & Co.**
Chartered Accountants
Firm Registration No.: 001874C

Bihari Lal Gupta
Partner
M. No.: 073794

Place : New Delhi
Date : April 24, 2024

For and on behalf of Board of Directors
Dhampur Bio Organics Limited

Vijay Kumar Goel
Chairman
DIN : 00075317

Place: New Delhi
Date : April 24, 2024

Gautam Goel
Managing Director
DIN : 00076326

Sandeep Kumar
Whole Time Director
DIN : 06906510

Nalin Kumar Gupta
Chief Financial Officer

Ashu Rawat
Company Secretary



Consolidated Statement of Cash Flow

For the year ended March 31, 2024

(₹ in Crore)

| Particulars | For the year ended March 31, 2024 | For the year ended March 31, 2023 |
|--|--------------------------------------|--------------------------------------|
| A. Cash flow from operating activities | | |
| Net Profit Before Exceptional Items and Tax: | 65.49 | 134.77 |
| Adjustments for: | | |
| Interest income | (2.31) | (0.48) |
| Loss/(Profit) on Sale of Property, Plant and Equipment and Intangible assets (net) | (13.79) | (0.03) |
| Transfer to Sugar Molasses Fund | 0.28 | 0.26 |
| Depreciation and Amortisation | 49.48 | 40.53 |
| Interest expense | 45.33 | 40.74 |
| Allowances for expected credit loss | 0.70 | 0.80 |
| Foreign Currency Translation Reserve | (0.02) | 1.20 |
| Bad debts written-off/ (balance written back) | (1.90) | (6.76) |
| Operating cash flow before working capital changes | 143.26 | 211.03 |
| Changes in inventories | (263.27) | 237.35 |
| Changes in trade and other receivables | 65.46 | (47.19) |
| Changes in other non current and current financial asset | 0.22 | (8.21) |
| Changes in other non current and other current assets | 5.16 | (4.32) |
| Changes in trade and other payables | (26.34) | 2.24 |
| Changes in other non-current and other current financial liabilities | (9.84) | 10.58 |
| Changes in other non-current and other current liabilities | 2.35 | (11.80) |
| Changes in long term and short term provision | (0.81) | 1.06 |
| Cash Generated from/ (used in) operations | (83.81) | 390.74 |
| Income taxes paid | (17.52) | (22.63) |
| Net Cash Generated from/ (used in) Operating Activities | (101.33) | 368.11 |
| B. Cash flow from investing activities | | |
| Purchase of Property, Plant and Equipment and Intangible assets | (170.69) | (223.32) |
| Proceeds from sale of Property, Plant and Equipment and Intangible assets | 26.66 | 13.15 |
| Changes in Loans (Net) | - | 2.60 |
| Interest received | 1.81 | 0.29 |
| Changes in fixed deposit placed with Banks | (24.07) | (1.63) |
| Net cash Generated from/ (used in) investing activities | (166.29) | (208.91) |

Consolidated Statement of Cash Flow

For the year ended March 31, 2024

(₹ in Crore)

| Particulars | For the year ended March 31, 2024 | For the year ended March 31, 2023 |
|--|--------------------------------------|--------------------------------------|
| C. Cash flow from financing activities | | |
| Payment of lease liability | (3.89) | (3.46) |
| Dividend paid | (23.12) | - |
| Repayment of long term borrowings | (78.30) | (63.44) |
| Proceeds from long term borrowings | 72.33 | 140.00 |
| Proceeds/ (Repayment) of short term borrowings | 248.39 | (104.45) |
| Interest payment on borrowings | (45.85) | (46.77) |
| Net cash generated from / (used in) financing activities | 169.56 | (78.12) |
| Net increase in cash and cash equivalents (A+B+C) | (98.06) | 81.08 |
| Cash and cash equivalents at the beginning of year | 104.05 | 22.97 |
| Cash and cash equivalents at the end of year (Refer note below) | 5.99 | 104.05 |

Note :

- The above consolidated statement of cash flow has been prepared under the indirect method set out in Indian Accounting Standard (Ind AS) 7.
- Figures in brackets indicate cash outflow from respective activities.

Cash and cash equivalents as at the Balance Sheet date consists of :

(₹ in Crore)

| Particulars | As at March 31, 2024 | As at March 31, 2023 |
|---------------------|-------------------------|-------------------------|
| Cash in hand | 0.58 | 0.51 |
| Fixed Deposit | - | 97.00 |
| Balances with banks | 5.41 | 6.54 |
| Total | 5.99 | 104.05 |

The accompanying notes from 1 to 58 form an integral part of the Consolidated financial statement.

This is the Consolidated Statement of Cash Flow referred to in our report of even date.

For **Mittal Gupta & Co.**
Chartered Accountants
Firm Registration No.: 001874C

For and on behalf of Board of Directors
Dhampur Bio Organics Limited

Bihari Lal Gupta
Partner
M. No.: 073794

Vijay Kumar Goel
Chairman
DIN : 00075317

Gautam Goel
Managing Director
DIN : 00076326

Sandeep Kumar
Whole Time Director
DIN : 06906510

Nalin Kumar Gupta
Chief Financial Officer

Ashu Rawat
Company Secretary

Place : New Delhi
Date : April 24, 2024

Place: New Delhi
Date : April 24, 2024



Consolidated Statement of Changes in Equity

For the year ended March 31, 2024

A. Equity Share Capital

| | No. of Shares | (₹ in Crore) |
|--|-----------------|--------------|
| Balance as at April 1, 2022 | 66387590 | 66.39 |
| Change in Equity shares Capital due to prior period errors | - | - |
| Restated balance at April 1, 2022 | 66387590 | 66.39 |
| Changes in Equity Share Capital during the year | - | - |
| Balance as at March 31, 2023 | 66387590 | 66.39 |
| Balance as at April 1, 2023 | 66387590 | 66.39 |
| Change in Equity shares Capital due to prior period errors | - | - |
| Restated balance at April 1, 2023 | 66387590 | 66.39 |
| Changes in Equity Share Capital during the year | - | - |
| Balance as at March 31, 2024 | 66387590 | 66.39 |

B. Other Equity

(₹ in Crore)

| Particulars | Reserves & Surplus | | | Other Comprehensive Income | | | | Total |
|---|--------------------|------------------------------------|-------------------|--|----------------------|--------------------------------------|-------------------------------|---------------|
| | Capital Reserve | Storage Fund/ Reserve for Molasses | Retained Earnings | Remeasurement of defined benefit plans | FVOCI Equity Reserve | Foreign currency translation reserve | FVOCI Cash Flow Hedge Reserve | |
| Balance as at April 1, 2022 | 708.41 | 0.35 | 102.00 | 0.09 | - | 1.26 | - | 812.11 |
| Add : Profit after tax for the year | - | - | 111.10 | - | - | - | - | 111.10 |
| Add: Comprehensive Income for the year | - | - | - | (1.83) | - | - | - | (1.83) |
| Add: Addition during the year | - | - | - | - | - | 0.83 | (0.13) | 0.70 |
| Add: Molasses fund created during the year | - | 0.26 | - | - | - | - | - | 0.26 |
| Balance as at March 31, 2023 | 708.41 | 0.61 | 213.10 | (1.74) | - | 2.09 | (0.13) | 922.34 |
| Change due to Prior period errors | - | - | - | - | - | - | - | - |
| Restated balance as at March 31, 2023 | 708.41 | 0.61 | 213.10 | (1.74) | - | 2.09 | (0.13) | 922.34 |
| Add: Profit after tax for the year | - | - | 46.49 | - | - | - | - | 46.49 |
| Add: Comprehensive Income for the year | - | - | - | (0.91) | - | - | - | (0.91) |
| Add: Transferred to Profit and Loss during the year | - | - | - | - | - | - | 0.13 | 0.13 |
| Add: Addition during the year | - | - | - | - | - | (0.02) | - | (0.02) |
| Add: Molasses fund created during the year | - | 0.28 | - | - | - | - | - | 0.28 |
| Less: Dividend paid during the year for FY 2022-23 | - | - | (23.23) | - | - | - | - | (23.23) |
| Balance as at March 31, 2024 | 708.41 | 0.89 | 236.36 | (2.65) | - | 2.07 | - | 945.08 |

The accompanying notes from 1 to 58 form an integral part of the financial statements.

This is the Consolidated Statement of changes in Equity referred to in our report of even date.

For **Mittal Gupta & Co.**
Chartered Accountants
Firm Registration No.: 001874C

For and on behalf of Board of Directors
Dhampur Bio Organics Limited

Bihari Lal Gupta
Partner
M. No.: 073794
Place : New Delhi
Date : April 24, 2024

Vijay Kumar Goel
Chairman
DIN : 00075317
Place: New Delhi
Date : April 24, 2024

Gautam Goel
Managing Director
DIN : 00076326

Sandeep Kumar
Whole Time Director
DIN : 06906510

Nalin Kumar Gupta
Chief Financial Officer

Ashu Rawat
Company Secretary

Notes to the Consolidated Financial Statements

1 Corporate Information

The consolidated financial statements comprises financial statements of Dhampur Bio Organics Limited and its subsidiary Company, Dhampur International PTE Ltd (collectively referred to as “the Group”) for the year ended March 31, 2024.

Dhampur Bio Organics Limited (the “Company” or the “Parent”) is a public limited company and incorporated under the provision of the Companies Act, 2013 applicable in India and has its registered office of the Company is situated at Sugar Mill Compound, Village Asmoli Sambhal Moradabad Uttar Pradesh, India.

The Company is integrate conglomerate, primary engaged in the manufacturing of sugar, chemicals, ethanol, co-generation of power and other allied products at its three manufacturing units located at Asmoli, District Sambhal, Mansurpur, District Muzaffarnagar and Meerganj, District Bareilly in Uttar Pradesh. The Group’s allied business consist of Business of importers, exporters of sugar, ethyl alcohol and other agri commodities.

The Parent Company’s equity shares are listed on two recognised stock exchanges in India - BSE Limited and National Stock Exchange of India Limited.

These Consolidated financial statements are approved and adopted by Board of Directors in their meeting held on 24th April, 2024 and are subject to adoption by the shareholders in the ensuing Annual General Meeting.

2 Consolidated Material Accounting Policies:

The material accounting policies applied by the Group in the preparation of its consolidated financial statements are listed below. Such accounting policies have been applied consistently to all the periods presented in these consolidated financial statements, unless otherwise indicated.

i. Basis of preparation and presentation

a. Compliance with Ind AS

The Consolidated financial statements of the Group comply in all material aspects with Indian Accounting Standards (Ind AS) notified under section 133 of the Companies Act, 2013 (the Act) read with the Rule 3 of the Companies (Indian Accounting Standards) Rules, 2015 (as amended) and relevant amendment rules thereafter and accounting principles generally accepted in India.

b. Recent Accounting Pronouncements

New and revised standards adopted by the Group

Effective 1st April, 2023, the Group has adopted the amendments vide Companies (Indian Accounting Standards) Amendment Rules, 2023 notifying amendments to existing Indian Accounting Standards.

These amendments to the extent relevant to the Group’s operations are relating to:

Ind AS 1 “Presentation of Financial Statements” which replaces the requirement for the entities to disclose their “significant” accounting policies with a requirement to disclose their “material” accounting policies and further provides guidance on how entities apply the concept of materiality in making decisions about accounting policy disclosures. The amendments clarify that accounting policy information is expected to be material if, without it, the user of financial statements would be unable to understand other material information in the financial statements and also clarify that immaterial accounting policy information need not to be disclosed, however, if it is disclosed, it should not obscure the material accounting policy information. Further, consequential amendments with respect to the concept of ‘material accounting policies’ have also been made in Ind AS 107 “Financial Instruments: Disclosures” and Ind AS 34 “Interim Financial Reporting”. The Group has modified and presented its “material accounting policies” in the consolidated financial statements for the year commencing from April 1, 2023 in compliance with the amendments made.

Ind AS 8 “Accounting Policies, Changes in Accounting Estimates and Errors” which introduces a definition of “accounting estimates” and provides guidance to help entities to distinguish changes in accounting policies from changes in accounting estimates. The amendments do not have a material impact on the Group.

Notes to the Consolidated Financial Statements

Ind AS 12 "Income Taxes" narrows the scope of the 'initial recognition exemption' so that it does not apply to transactions that give rise to equal and offsetting temporary differences on its initial recognition. The amendments apply to the transactions that occur on or after the beginning of the earliest comparative period presented in the annual reporting periods beginning on or after April 1, 2023. In addition, at the beginning of the earliest reporting period presented, deferred tax on all the temporary differences associated with Right-of- use asset and lease liabilities; decommissioning, restoration and similar liability and the corresponding amounts recognized as part of the cost of the related assets shall also required to be recognized as an adjustment to the opening balance of retained earning. The amendments do not have any material impact on the Group as it has already been following accounting policy of recognizing deferred tax on equal and offsetting temporary differences on initial recognition of lease transactions.

There are other amendments in various standards, including Ind AS 101 "First Time Adoption of Indian Accounting Standards"; Ind AS 102 "Share-based Payment"; Ind AS 103 "Business Combination"; Ind AS 109 "Financial Instruments"; and Ind AS 115 "Revenue from Contracts with Customers" which are not listed herein above since these are either not material or relevant to the Group.

Ministry of Corporate Affairs ("MCA") notifies new standard or amendments to the existing standards. There is no such notification which would have been applicable from April 1 , 2024

c. Basis of preparation

The consolidated financial statements have been prepared on going concern basis using the material accounting policies and measurement bases summarized below. Accounting Policies have been consistently applied except where a newly issued accounting standard is initially adopted or a revision to an existing accounting standard requires a change in accounting policy hitherto in use. In those cases the new accounting policy is adopted in accordance with the transitional provisions stipulated in that Ind AS and in absence of such specific transitional provision, the same is adopted retrospectively for all the periods presented in these financial statements.

The consolidated financial statements have been prepared on the historical cost basis except for certain financial assets and liabilities that are measured at fair values at the end of each reporting period, assets for defined benefit plans and biological assets that are measured at fair value, assets held for sale which are measured at lower of cost and fair value less cost to sell, as explained further in notes to consolidated financial statements.

d. Functional and presentation currency

The consolidated financial statements are presented in Indian rupees (₹) and all values are rounded to the nearest crores and two decimals thereof, except if otherwise stated.

e. Operating Cycle

All assets and liabilities has been classified as current and non-current as per the Holding Company's normal operating cycle criteria set out below which are in accordance with the Schedule III to the Act. Based on the nature of services and time between the acquisition of assets for providing of services and their realisation in Cash and Cash equivalent, the Group has ascertained its operating cycle as 12 months for the purpose of current/non-current classification of assets and liabilities

f. Principles of Consolidation

Subsidiaries are all entities over which the Group has control. The Group controls an entity when the Group is exposed to, or has rights to, variable returns from its involvement with the entity and has the ability to affect those returns through its power to direct the relevant activities of the entity. Subsidiaries are fully consolidated from the date on which control is transferred to the Group. They are deconsolidated from the date that control ceases.

The Group combines the financial statements of the Parent and its subsidiary line by line adding together like items of assets, liabilities, equity, income, expenses and cash flows. Inter-company transactions, balances and unrealised gains on transactions between group companies are eliminated. Unrealised losses are also eliminated unless the transaction provides evidence of an impairment of the transferred asset.

Non-controlling interests in the results and equity of subsidiary are shown separately in the consolidated statement of profit and loss, consolidated statement of changes in equity and consolidated balance sheet respectively

Notes to the Consolidated Financial Statements

The group treats transactions with non-controlling interests that do not result in a loss of control as transactions with equity owners of the Group. A change in ownership results in an adjustment between the carrying amounts of the controlling and non-controlling interests to reflect their relative interests in any subsidiary. Any difference between the amount of the adjustment to non-controlling interests and any consideration paid or received is recognized within equity.

The Proportion of ownership in the subsidiary is as follows:

| Name of subsidiary | Country of incorporation | Proportion of ownership interest | |
|-------------------------------|--------------------------|----------------------------------|----------------|
| | | March 31, 2024 | March 31, 2023 |
| Dhampur International PTE Ltd | Singapore | 100.00% | 100.00% |

g. Basis of Consolidation

Control is achieved when the group is exposed, or has right, to variable return from its involvement with the investee and has the ability to affect those returns through its power over the investee. Specifically, the Group controls an investee if and only if the Group has:

- Power over the investee (i.e. existing rights that give it the current ability to direct the relevant activities of the investee)
- Exposure, or rights, to variable returns from its involvement with the investee, and
- The ability to use its power over the investee to affect its returns

The group re-assesses whether or not it controls an investee if facts and circumstances indicate that there are changes to one or more of the three elements of control. Consolidation of a subsidiary begins when the Group obtains control over the subsidiary and ceases when the Group loses control of the subsidiary. Assets, liabilities, income and expenses of a subsidiary acquired or disposed of during the year are included in the consolidated financial statements from the date the Group gains control until the date the Group ceases to control the subsidiary.

Consolidated financial statements are prepared using uniform accounting policies for like transactions and other events in similar circumstances. If a member of the group uses accounting policies other than those adopted in the consolidated financial statements for like transactions and events in similar circumstances, appropriate adjustments are made to that group member's financial statement in preparing the consolidated financial statements to ensure conformity with the group's accounting policies.

The consolidated financial statements of the subsidiary used for the purpose of consolidation are drawn up to same reporting date as that of the parent company, i.e. year ended on March 31, 2024. The audited/unaudited financial statements of foreign subsidiaries have been prepared in accordance with the Generally Accepted Accounting Principle of its Country of Incorporation or Ind AS.

Profit or loss and each component of other comprehensive income (OCI) are attributed to the equity holders of the parent of the group and to the non-controlling interests even if this results in the non-controlling interests having a deficit balance. When necessary, adjustments are made to the financial statements of subsidiaries to bring their accounting policies in line with the Group's accounting policies. All intra-group assets and liabilities, equity, income, expenses and cash flows relating to transactions between members of the Group are eliminated in full on consolidation. In case of foreign subsidiaries, revenue items are consolidated at the average rate prevailing during the year. All assets and liabilities are converted at rates prevailing at the end of the year. Any exchange difference arising on consolidation is recognised in the Foreign Currency Translation Reserve.

For each business combination, the Group elects whether to measure the non-controlling interests in the acquiree at fair value or at the proportionate share of the acquiree's identifiable net assets. Goodwill arising on business combination is initially measured at cost, being the excess of the aggregate of the consideration transferred and the amount recognised for non-controlling interests, and any previous interest held, over the fair value of net identifiable assets acquired and liabilities assumed. After initial recognition, Goodwill is tested for impairment annually and measured at cost less any accumulated impairment losses if any.

Notes to the Consolidated Financial Statements

ii. Classification of assets and liabilities into current/ non-current

The Group presents assets and liabilities in the balance sheet based on current/ non-current classification.

An asset is treated as current when it satisfies any of the following criteria:

- Expected to be realised or intended to be sold or consumed in the group's normal operating cycle
- Held primarily for the purpose of trading
- Expected to be realised within twelve months after the reporting date, or
- Cash or cash equivalent unless restricted from being exchanged or used to settle liability for at least twelve months after the reporting date.

Current assets include the current portion of non-current financial assets. All other assets are classified as non-current.

A liability is treated as current when it satisfies any of the following criteria:

- Expected to be settled in the group's normal operating cycle;
- Held primarily for the purpose of trading;
- Due to be settled within twelve months after the reporting date; or
- The Group does not have an unconditional right to defer settlement of the liability for at least twelve months after the reporting date.

Terms of a liability that could, at the option of the counterparty, result in its settlement by the issue of equity instruments do not affect its classification.

Current liabilities include the current portion of non-current financial liabilities. All other liabilities are classified as non-current.

The Group has ascertained its operating cycle as twelve months for the purpose of current and non-current classification of assets and liabilities.

iii. Property, plant and equipment & capital work-in-progress

Recognition and measurement

Property, plant and equipment are tangible items that are held for use in the production or supply for goods and services, rental to others or for administrative purposes and are expected to be used during more than one period.

The cost of an item of property, plant and equipment is being recognised as an asset if and only if it is probable that future economic benefits associated with the item will flow to the Group and the cost of the item can be measured reliably. Subsequent costs are included in the asset's carrying amount only when it is probable that future economic benefits associated with the item will flow to the Group and the cost of the item can be measured reliably.

"Freehold lands are stated at cost. All other items of property, plant and equipment are stated at cost, net of recoverable taxes less accumulated depreciation, and impairment loss, if any.

The cost of an asset includes the purchase cost of the asset, including import duties and non-refundable taxes, and directly attributable costs of bringing an asset to the location and condition necessary for it to be capable of operating in the manner intended by the management and trial run expenditure (Net of amount realised on goods produced during trial run). For this purpose, cost includes carrying value as Deemed cost on the date of transition. Interest on borrowings used to finance the construction of qualifying assets are capitalised as part of the cost of the asset until such time that the asset is ready for its intended use.

Items of spare parts, stand-by equipment and servicing equipment which meet the definition of property, plant and equipment are capitalized. Other spare parts are carried as inventory and recognized in the statement of profit and loss on consumption. When parts of an item of PPE have different useful lives, they are accounted for as separate component.

The carrying amount of an item of Property, Plant and Equipment shall be derecognised on disposal or when no future economic benefits are expected from its use or disposal. When significant parts of Property, Plant and Equipment are required to be replaced at

Notes to the Consolidated Financial Statements

intervals, the Group derecognizes the carrying amount of replaced parts and recognized the new parts with owned associated useful life and depreciate it accordingly. Likewise when a major inspection is performed, its cost is recognised in carrying amount of the plant and equipment, if recognition criteria are satisfied. All other repair and maintenance costs are recognised in the Consolidated Statement of Profit and Loss as incurred.

The present value of the expected cost for the decommissioning of an asset after its use, if any, is included in the cost of the respective asset if the recognition criteria for a provision are met.

The cost and related accumulated depreciation are eliminated from the consolidated financial statements upon sale or retirement of the asset and resultant gain or loss are recognized in the Consolidated Statement of Profit and Loss.

Assets identified and technically evaluated as obsolete are retired from active use and held for disposal are stated at the lower of its carrying amount and fair value less cost to sell.

Capital work-in-progress, representing expenditure incurred in respect of assets under development and not ready for their intended use, are carried at cost. Cost includes related acquisition expenses, construction cost, related borrowing cost and other direct expenditure, and trial run expenditure.

Subsequent Expenditure.

Subsequent expenditure is capitalized only if it is probable that the future economic benefits associated with the expenditure will flow to the Group.

iv. Intangible assets

Intangible assets are recognized when it is probable that the future economic benefits that are attributable to the assets will flow to the Group and the cost of assets can be measured reliably.

Intangible assets acquired separately are measured on initial recognition at cost. Following initial recognition, intangible assets are carried at cost less accumulated amortisation and accumulated impairment losses. For this purpose, cost includes carrying value as Deemed cost on the date of transition.

Internally generated intangible assets, excluding capitalized development costs, are not capitalized and expenditure is reflected in the consolidated statement of profit and loss in the year in which the expenditure is incurred.

The useful lives of intangible assets are assessed as either finite or indefinite. Intangible assets with finite lives are amortised over the useful economic life and assessed for impairment whenever there is an indication that the intangible asset may be impaired. The amortisation period and the amortisation method for an intangible asset with a finite useful life are reviewed at least at the end of each reporting period. Changes in the expected useful life or the expected pattern of consumption of future economic benefits embodied in the asset are considered to modify the amortisation period or method, as appropriate, and are treated as changes in accounting estimates. The amortisation expense on intangible assets with finite lives is recognised in the statement of profit and loss unless such expenditure forms part of carrying value of another asset.

Intangible assets with indefinite useful lives are not amortised, but are tested for impairment annually, either individually or at the cash generating unit level. The assessment of indefinite life is reviewed annually to determine whether the indefinite life continues to be supportable. If not, the change in useful life from indefinite to finite is made on a prospective basis. An intangible asset is derecognised on disposal, or when no future economic benefits are expected from use or disposal. Gains or losses arising from derecognition of an intangible asset, measured as the difference between the net disposal proceeds and the carrying amount of the asset, is recognised in the consolidated statement of profit and loss.

Research costs are expensed as incurred. Development expenditures on an individual project are recognised as an intangible asset when the company can demonstrate:

- a) The technical feasibility of completing the intangible assets so that the asset will be available for use or sale.
- b) Its intention to complete and its ability and intention to use or sale the assets.
- c) How the asset will generate future economic benefits

Notes to the Consolidated Financial Statements

- d) The availability of resources to complete the asset.
- e) The ability to measure reliably the expenditure during development

During the period of development, the asset is tested for impairment annually.

Internally generated intangible assets, excluding capitalized development costs, are not capitalized and expenditure is reflected in the statement of profit and loss for the year in which the expenditure is incurred.

An intangible asset is derecognized on disposal, or when no future economic benefits are expected from its use. Gains or losses arising from derecognition of an intangible asset, measured as the difference between the net disposal proceeds and the carrying amount of the asset is recognized in profit or loss when the asset is derecognized.

v. Depreciation and amortization

The classification of plant and machinery into continuous and non-continuous process is done as per their use and depreciation thereon is provided accordingly. Depreciation commences when the assets are available for their intended use. Depreciation is calculated using the straight-line method to allocate their cost, net of their residual values, over their estimated useful lives.

The management has estimated the useful lives and residual values of all property, plant and equipment and adopted useful lives as stated in Schedule II of the Companies Act, 2013.

The Company has used the following useful lives to provide depreciation on its tangible assets:

| Assets | Useful Lives |
|-----------------------|--------------|
| Building | 03-60 years |
| Plant & equipment | 15-40 years |
| Furniture & fixtures | 10 years |
| Weighbridge | 15 years |
| Computers | 03 years |
| Office equipment | 05 years |
| Electrical appliances | 15 years |
| Vehicles | 08 years |
| Right-of-Use Assets | Note No. xii |

Intangible assets are amortized on a straight-line basis over the estimated useful economic life of the assets. The Group uses a rebuttable presumption that the useful life of intangible assets is ten years from the date when the assets is available for use.

The estimated useful lives, residual values and depreciation method are reviewed at the end of each financial year and are given effect to wherever appropriate.

vi. Foreign currency translations/Conversion

Items included in the financial statements of each of the Group's entities are measured using the currency of the primary economic environment in which the entity operates ('the functional currency'). The financial statements are presented in Indian rupee (₹), which is the Group's functional and presentation currency unless stated otherwise. The Group uses the direct method of consolidation and on disposal of a foreign operation the gain or loss that is reclassified to profit or loss reflects the amount that arises from using this method.

Transactions and balances

Transactions in foreign currencies are initially recorded by the Group at functional currency spot rates at the date the transaction first qualifies for recognition. However, for practical reasons, the group uses an average rate if the average approximates the actual rate at the date of the transaction. Monetary assets and liabilities denominated in foreign currencies are translated at the functional currency spot rates of exchange at the reporting date. Any income or expense arising on account of foreign exchange difference either on settlement or translation of monetary items are recognised in Statement of Profit and Loss with the exception of monetary items that are designated as part of the hedge of the Group's net investment of a foreign operation. These are recognised in OCI until the net investment is disposed of, at which time, the cumulative amount is reclassified to profit or loss. Tax charges and credits attributable to

Notes to the Consolidated Financial Statements

exchange differences on those monetary items are also recorded in OCI. Non-monetary items that are measured in terms of historical cost in a foreign currency are translated using the exchange rates at the dates of the initial transactions. Non-monetary items measured at fair value in a foreign currency are translated using the exchange rates at the date when the fair value is determined. The gain or loss arising on translation of non-monetary items measured at fair value is treated in line with the recognition of the gain or loss on the change in fair value of the item (i.e., translation differences on items whose fair value gain or loss is recognised in OCI or profit or loss, are also recognised in OCI or profit or loss, respectively). In determining the spot exchange rate to use on initial recognition of the related asset, expense or income (or part of it) on the derecognition of a non-monetary asset or non-monetary liability relating to advance consideration, the date of the transaction is the date on which the Group initially recognises the non-monetary asset or non-monetary liability arising from the advance consideration. If there are multiple payments or receipts in advance, the Group determines the transaction date for each payment or receipt of advance consideration.

Group Companies

On consolidation, the assets and liabilities of foreign operations are translated into INR at the rate of exchange prevailing at the reporting date and their statements of profit or loss are translated at an average exchange rate, which approximates the actual rate at the date of the transaction. The exchange differences arising on translation for consolidation are recognised in OCI. On disposal of a foreign operation, the component of OCI relating to that particular foreign operation is recognised in profit or loss.

vii. Inventories

Raw material, process chemicals, stores and packing material are measured at weighted average cost.

Work in progress, traded and finished goods (other than by products and scraps) are measured at lower of cost or net realizable value.

By products and scrap are carried at estimated Net Realizable Value. 'B' Heavy molasses, a by product, and sugar syrup, an intermediate product, are measured at derived value based on yield/recovery of ethanol reckoned with respect to NRV of 'C' Heavy molasses/Ethanol.

Cost of finished goods and work in progress comprises of raw material cost (net of realizable value of By-products), variable and fixed production overhead, which are allocated to work in progress and finished goods on full absorption cost basis. Cost of inventory also includes all other cost incurred in bringing the inventories to their respective present location and condition. Borrowing costs are not included in the value of inventories. Cost of traded goods is measured on FIFO basis and it includes incidental expenses.

The Cost of purchase is net of taxes which are refundable by the Government and is inclusive of incidental expenses.

Net realizable value (NRV) is the estimated selling price in the ordinary course of business less estimated costs of completion and the estimated costs necessary to make the sale.

viii. Revenue recognition

Revenue is recognized to the extent that it is probable that the economic benefits will flow to the Group and the revenue can be reliably measured.

Revenue from contract with customers

Revenue from Contract(s) is recognised by following five steps model from revenue recognition as prescribed in Ind AS 115 which namely are identifying of the contract(s) with a customer ; identifying the separate performance obligation in the contract ; determining the transaction price ; allocating the transaction price to the each separate performance obligation and recognising revenue when (or as) each performance obligation is satisfied. The model specifies that revenue should be recognised when (or as) an entity transfer control of goods or services to a customer at the amount to which the entity expects to be entitled.

Revenue is recognized upon transfer of control of promised products or services to customers in an amount that reflects the consideration, the group expect to receive in exchange of those products or services. Revenue is inclusive of excise duty and excluding estimated discount, pricing incentives, rebates, other similar allowances to the customers and excluding GST and other taxes and amounts collected on behalf of third parties or government, if any.

Notes to the Consolidated Financial Statements

Sale of products

Revenue from sale of products is recognised at the point in time when control of asset is transferred to the customers i.e when the customers obtain the ability to direct the use of and obtain substantially all of the remaining benefits from the asset, including ability to prevent other entities from directing the use of, and obtaining the benefits from an asset. The group considers whether there are other promises in the contract that are separate performance obligation to which a portion of the transaction price needs to be allocated e.g warranties. In determining the transaction price for the sale of products, the group considers the effect of variable consideration, the existence of significant financing components, non-cash consideration, and consideration payable to the customers, if any.

Contract Balances

Contract Assets

A contract asset is recognised for the conditional earned consideration, if the group has the right to consideration in exchange of goods or services transferred to a customer before the customer pays the consideration or before payment is due.

Trade Receivables

A trade receivable is recognised for the group's right to an amount of consideration, in exchange of goods or services transferred to a customer, that is unconditional i.e. only the passage of time is required before payment of the consideration is due.

Contract Liabilities

A Contract liabilities is recognised for the consideration paid by a customer before the transfer of goods or services to the group. The contract liabilities are recognised as revenue when the group performs under the contract.

Dividend income

Dividend income is recognised when the Group's right to receive the dividend is established, it is probable that the economic benefits associated with the dividend will flow to the entity and the amount of the dividend can be measured reliably i.e. in case of interim dividend, on the date of declaration by the Board of Directors; whereas in case of final dividend, on the date of approval by the shareholders.

Interest income

Interest income from a financial asset is recognised when it is probable that the future economic benefits will flow to the Group and the amount of income can be measured reliably. Interest income is accrued on a time basis, by reference to the principal outstanding and at the effective interest rate applicable, which is the rate that exactly discounts estimated future cash receipts through the expected life of the financial asset to that asset's net carrying amount on initial recognition.

Insurance Claim

Insurance claim are recognised only when the realization of insurance claim is probable, and only to the extent of related loss recognised in the financial statements. The recovery of loss is generally would be probable, when the claim is not in dispute. Any amount expected to be recovered in excess of recognised loss, which will result in gain is recognised upon the resolution of contingencies liability to insurance claim i.e. whether amount of claim is admitted to the payable by the insurance company.

Contract Cost

The incremental costs of obtaining a contract with a customer and the costs incurred to fulfill a contract with a customer, if those cost are not within the scope of other Ind AS for e.g. Ind AS 2 - Inventories, Ind AS 16- Property Plant & equipment, Ind AS 38- Intangible Assets etc, are recognised as an asset, if the company expects to recover those costs. The incremental costs of obtaining the contract are those that the company incurs to obtain a contract with a customer that would not have been incurred if the contract had not been obtained. The company has elected to apply the optional practical expedient for costs to obtain a contract and to fulfill a contract which allows the company to immediately expense the costs because the amortization period of the asset that the company otherwise would have used is one year or less.

Export incentives

Export incentives are accounted for in the year of exports based on eligibility and when there is no significant uncertainty in receiving the same.

Notes to the Consolidated Financial Statements

Other incomes

All other incomes are accounted on accrual basis.

ix. Expenses

All expenses are accounted for on accrual basis.

x. Borrowings

Long term borrowings are initially recognised at net of material transaction costs incurred and measured at amortised cost. Any difference between the proceeds (net of transaction costs) and the redemption amount is recognised in the Consolidated Statement of Profit and Loss over the period of the borrowings using the effective interest method.

xi. Borrowing costs

Borrowing costs directly attributable to the acquisition, construction or production of a qualifying asset are capitalised during the period that is required to complete and prepare the asset for its intended use or sale. Qualifying assets are assets that necessarily take a substantial time to get ready for their intended use or sale. Borrowing costs consist of interest and other costs that the Group incurs in connection with the borrowing of funds. Borrowing costs also include exchange differences to the extent regarded as an adjustment to the borrowing costs. Other borrowing costs are expensed in the period in which they are incurred.

xii. Leases

Ind AS 116 requires lessees to determine the lease term as the non-cancellable period of a lease adjusted with any option to extend or terminate the lease, if the use of such option is reasonably certain. The group makes an assessment on the expected lease term on a lease-by-lease basis and thereby assesses whether it is reasonably certain that any options to extend or terminate the contract will be exercised. In evaluating the lease term, the group considers factors such as any significant leasehold improvements undertaken over the lease term, costs relating to the termination of the lease and the importance of the underlying asset to group's operations taking into account the location of the underlying asset and the availability of suitable alternatives. The lease term in future periods is reassessed to ensure that the lease term reflects the current economic circumstances.

As a lessee

The Group's lease asset class primarily consist of leases for buildings. The group assesses whether a contract contains a lease, at inception of a contract. A contract is, or contains, a lease if the contract conveys the right to control the use of an identified asset for a period of time in exchange for consideration. To assess whether a contract conveys the right to control the use of an identified asset, the group assesses whether:

- > The contract involves the use of an identified asset.
- > The group has substantiated all of the economic benefits from use of the asset through the period of the lease and;
- > The group has the right to direct the use of the asset.

At the date of commencement of the lease, the group recognizes a right-of-use asset ("ROU") and a corresponding lease liability for all lease arrangements in which it is a lessee, except for leases with a term of twelve months or less (short-term leases) and low value leases. For these short-term and low value leases, the group recognizes the lease payments as an operating expense on a straight-line basis over the term of the lease.

Certain lease arrangements include the options to extend or terminate the lease before the end of the lease term. ROU assets and lease liabilities includes these options when it is reasonably certain that they will be exercised.

The right-of-use assets are initially recognized at cost, which comprises the initial amount of the lease liability adjusted for any lease payments made at or prior to the commencement date of the lease plus any initial direct costs less any lease incentives. They are subsequently measured at cost less accumulated depreciation and impairment losses, if any.

Right-of-use assets are depreciated from the commencement date on a straight-line basis over the shorter of the lease term and useful life of the underlying asset.

Notes to the Consolidated Financial Statements

Right-of-use assets is evaluated for recoverability whenever events or changes in circumstances indicate that their carrying amounts may not be recoverable. For the purpose of impairment testing, the recoverable amount (i.e. the higher of the fair value less cost to sell and the value-in-use) is determined on an individual asset basis unless the asset does not generate cash flows that are largely independent of those from other assets. In such cases, the recoverable amount is determined for the Cash Generating Unit (CGU) to which the asset belongs.

The lease liability is initially measured at amortized cost at the present value of the future lease payments. The lease payments are discounted using the interest rate implicit in the lease or, if not readily determinable, using the incremental borrowing rates in the country of domicile of these leases. Lease liabilities are re-measured with a corresponding adjustment to the related right-of-use asset if the group changes its assessment of whether it will exercise an extension or a termination option.

Lease liability and ROU asset have been separately presented in the Balance Sheet and lease payments have been classified as financing cash flows.

As a lessor

Leases for which the group is a lessor, is classified as finance lease or operating lease. Whenever the terms of the lease transfer substantially all the risks and rewards of ownership to the lessee, the contract is classified as finance lease. All other leases are classified as operating lease. When the group is an intermediate lessor, it accounts for its interests in the head lease and the sub-lease separately. The sub-lease is classified as finance lease or operating lease with reference to right-of-use asset arising from the head lease.

For operating leases, rental income is recognized on a straight line basis over the term of such lease.

xiii. Taxes

Income tax comprises current and deferred tax. It is recognized in profit or loss except to the extent that it relates to a business combination or to an item recognized directly in equity or in other comprehensive income.

Current tax

Current income tax assets and liabilities are measured at the amount expected to be recovered from or paid to the taxation authorities. The tax rates and tax laws used to compute the amount are those that are enacted or substantively enacted, at the reporting date in the countries where the Group operates and generates taxable income. Current income tax relating to items recognised outside profit or loss is recognised outside profit or loss. Current tax items are recognised in correlation to the underlying transaction either in OCI or directly in equity. Management periodically evaluates positions taken in the tax returns with respect to situations in which applicable tax regulations are subject to interpretation and considers whether it is probable that a taxation authority will accept an uncertain tax treatment. The group shall reflect the effect of uncertainty for each uncertain tax treatment by using either most likely method or expected value method, depending on which method predicts better resolution of the treatment.

Current tax assets and current tax liabilities are offset only if there is a legally enforceable right to set off the recognized amounts, and it is intended to realize the asset and settle the liability on net basis or simultaneously.

Deferred Tax

Deferred tax is recognized using the balance sheet method, providing for all the temporary differences between the carrying amounts of assets and liabilities for financial reporting purposes and the amounts used for taxation purposes, including on the transactions that give rise to equal and offsetting temporary differences on its initial recognition. Deferred tax liabilities are recognised for all taxable temporary differences, except:

- When the deferred tax liability arises from the initial recognition of goodwill or an asset or liability in a transaction that is not a business combination and, at the time of the transaction, affects neither the accounting profit nor taxable profit or loss
- In respect of taxable temporary differences associated with investments in subsidiaries, associates and interests in joint ventures, when the timing of the reversal of the temporary differences can be controlled and it is probable that the temporary differences will not reverse in the foreseeable future. Deferred tax assets are recognised for all deductible temporary differences, the carry forward of unused tax credits and any unused tax losses. Deferred tax assets are recognised to the extent that it is probable that taxable profit will be available against which the deductible temporary differences, and the carry forward of unused tax credits and unused tax losses can be utilised, except:

Notes to the Consolidated Financial Statements

- When the deferred tax asset relating to the deductible temporary difference arises from the initial recognition of an asset or liability in a transaction that is not a business combination and, at the time of the transaction, affects neither the accounting profit nor taxable profit or loss
- In respect of deductible temporary differences associated with investments in subsidiaries, associates and interests in joint ventures, deferred tax assets are recognised only to the extent that it is probable that the temporary differences will reverse in the foreseeable future and taxable profit will be available against which the temporary differences can be utilised.

The carrying amount of deferred tax assets is reviewed at each reporting date and reduced to the extent that it is no longer probable that sufficient taxable profit will be available to allow all or part of the deferred tax asset to be utilised. Unrecognised deferred tax assets are re-assessed at each reporting date and are recognised to the extent that it has become probable that future taxable profits will allow the deferred tax asset to be recovered. Deferred tax assets and liabilities are measured at the tax rates that are expected to apply in the year when the asset is realised or the liability is settled, based on tax rates (and tax laws) that have been enacted or substantively enacted at the reporting date.

Deferred tax is recognized in Consolidated Statement of profit and loss except to the extent that it relates to items recognized directly in OCI or equity, in which case it is recognized in OCI or equity.

Deferred tax assets and deferred tax liabilities are offset if a legally enforceable right exists to set off deferred tax assets against deferred tax liabilities, and the deferred taxes relate to the same taxable entity and the same taxation authority.

Tax benefits acquired as part of a business combination, but not satisfying the criteria for separate recognition at that date, are recognised subsequently if new information about facts and circumstances change. Acquired deferred tax benefits recognised within the measurement period reduce goodwill related to that acquisition if they result from new information obtained about facts and circumstances existing at the acquisition date. If the carrying amount of goodwill is zero, any remaining deferred tax benefits are recognised in OCI/ capital reserve depending on the principle explained for bargain purchase gains.

All other acquired tax benefits realised are recognised in profit or loss.

xiv. Government grants

Government grants are recognised at fair value where there is reasonable assurance that the grant will be received and all attached conditions will be complied with. When the grant relates to an expense item, it is recognised as income on a systematic basis over the periods that the related costs, for which it is intended to compensate, are expensed.

Government grants related to assets, including non-monetary grants recorded at fair value, are treated as deferred income and are recognized and credited in the Statement of Profit and Loss on a systematic and rational basis over the estimated useful life of the related asset.

When loans or similar assistance are provided by governments or related institutions, with an interest rate below the current applicable market rate, the effect of this favourable interest is regarded as a government grant. The loan or assistance is initially recognised and measured at fair value and the government grant is measured as the difference between the initial carrying value of the loan and the proceeds received. The loan is subsequently measured as per the accounting policy applicable to financial liabilities.

xv. Provisions, contingent liabilities and assets

Provisions are recognized when the Group has a present obligation (legal or constructive) as a result of a past event, it is probable that an outflow of resources embodying economic benefits will be required to settle the obligation and a reliable estimate can be made of the amount of the obligation. The expense relating to a provision is presented in the statement of profit or loss net of any reimbursement. Provisions are not recognised for future operating losses.

If the effect of the time value of money is material, provisions are discounted using a current pre-tax rate that reflects, when appropriate, the risks specific to the liability. When discounting is used, the increase in the provision due to the passage of time is recognized as a finance cost.

Contingent liabilities are possible obligations that arise from past events and whose existence will only be confirmed by the occurrence or non-occurrence of one or more future events not wholly within the control of the Holding Company. Where it is not probable that an outflow of economic benefits will be required, or the amount cannot be estimated reliably, the obligation is disclosed as a

Notes to the Consolidated Financial Statements

contingent liability, unless the probability of outflow of economic benefits is remote. If it becomes probable that an outflow of future economic benefits will be required for an item dealt with as contingent liability, a provision is recognised in the financial statements of the period (except in extremely rare circumstances where no reliable estimate can be made.)

A contingent asset is not recognised but disclosed, when probable asset that arises from past events and whose existence will be confirmed only by the occurrence or non-occurrence of one or more uncertain future events not wholly within the control of the entity.

Provisions, contingent liabilities and contingent assets are reviewed at each balance sheet date.

xvi. Cash and cash equivalents

Cash and cash equivalents include cash on hand, cheques on hand, balance with banks on current accounts and short term, highly liquid investments with an original maturity of three months or less and which are subject to an insignificant risk of changes in value.

For the purpose of consolidated statement of cash flow, cash and cash equivalents consist of cash and short term deposits, net of outstanding bank overdraft as they being considered as integral part of the company's cash management.

xvii. Dividend payable

Dividends and interim dividends payable to a Holding Company's shareholders are recognized as changes in equity in the period in which they are approved by the shareholder's meeting and the Board of Directors respectively.

xviii. Non-current assets (or disposal group) held for sale and discontinued operations:

Non-current assets and disposal groups classified as held for sale are measured at the lower of their carrying value and fair value less costs to sell.

Assets and disposal groups are classified as held for sale, if their carrying value will be recovered through a sale transaction rather than through continuing use. This condition is only met when the sale is highly probable and the asset, or disposal group, is available for immediate sale in its present condition and is marketed for sale at a price that is reasonable in relation to its current fair value. Property, Plant and Equipment and Intangible Assets once classified as held for sale are not depreciated or amortised.

Where a disposal group represents a separate major line of business or geographical area of operations, or is part of a single coordinated plan to dispose of a separate major line of business or geographical area of operations, then it is treated as a discontinued operation. The post-tax profit or loss of the discontinued operation together with the gain or loss recognised on its disposal are disclosed as a single amount in the Consolidated Statement of profit and loss, with all prior periods being presented on this basis.

Discontinued operations are excluded from the results of continuing operations and are presented as a single amounts profit or loss after tax from discontinued operations in the statement of profit and loss.

xix. Equity Issue Expenses

Expenses incurred on fund raising through issue of equity shares are accounted for as a deduction from equity (Net of tax benefits, if any) in the period in which these are incurred.

xx. Financial instruments

A financial instrument is any contract that gives rise to a financial asset of one entity and a financial liability or equity instrument of another entity.

A. Financial assets

Classification

The Group classifies financial assets as subsequently measured at amortized cost, fair value through other comprehensive income or fair value through profit or loss on the basis of its business model for managing the financial assets and contractual cash flow characteristics of the financial asset.

Notes to the Consolidated Financial Statements

Initial recognition and measurement

All financial assets are recognised initially at fair value. Transaction costs directly attributable to the acquisition or issue of the financial asset, other than financial assets at fair value through profit or loss, are added to or deducted from the fair value of the financial assets as appropriate on initial recognition.

The financial assets include equity and debt securities, trade and other receivables, loans and advances, cash and bank balances and derivative financial instruments.

Subsequent Measurement

For the purpose of subsequent measurement, financial assets are classified in the following categories:

- At amortized cost,
- At fair value through other comprehensive income (FVTOCI).
- At fair value through profit or loss (FVTPL).

Financial assets at amortized cost

A "financial asset" is measured at the amortized cost if both the following condition are met:

- The assets are held within a business model whose objective is to hold assets for collecting contractual cash flow (business model test), and
- Contractual terms of the assets give rise on specified dates to cash flows that are solely payments of principle and interest on the principle amount outstanding (contractual cash flow characteristics).

After initial measurement, such financial assets are subsequently measured at amortized cost using the effective interest rate (EIR) method. Amortized cost is calculated by taking into account any discount, premium, fee or costs that are an integral part of an EIR. The EIR amortization is included in finance income in the statement of profit and loss. The losses arising from impairment are recognized in the statement of profit and loss.

Financial assets at fair value through profit or loss

Financial assets included within the fair value through profit or loss (FVTPL) category are measured at fair value with all changes recognized in the statement of profit and loss.

Financial assets at fair value through other comprehensive income

A financial asset should be measured at FVTOCI if both the following conditions are met:

- The asset is held within a business model in which asset are managed both in order to collect contractual cash flows and for sale, and
- Contractual terms of the assets give rise on specified dates to cash flows that are solely payments of principle and interest on the principle amount outstanding.

After initial measurement (at fair value minus transaction cost), such financial assets are measured at fair value with changes in fair value recognized in Other comprehensive income except for:

- Interest calculated using EIR
- Foreign exchange gain and losses, and
- Impairment losses and gains

Equity investments

All equity investments in the scope of Ind AS 109 are measured at fair value. Equity instruments included within the FVTPL category, if any, are measured at fair value with all changes recognized in statement of profit or loss. The Group may make an irrevocable election to present in OCI subsequent changes in the fair value. The Group makes such election on an instrument-by-instrument basis. The classification is made on initial recognition and is irrevocable. When the fair value has been determined based on level 3

Notes to the Consolidated Financial Statements

inputs, the difference between the fair value at initial recognition and the transaction price, if loss, is recognized through retained earnings and after initial recognition subsequent changes in fair value of equity instruments is recognised as gain or loss to the extent it arises from change in input to valuation technique. If the Group any decides to classify an equity instrument at FVTOCI, then all fair value changes on the instrument, excluding dividends, are recognized in OCI. There is no recycling of the amounts from OCI to profit or loss, even on sale of investment. However, the Group may transfer the cumulative gain or loss within equity.

De-recognition

A financial asset (or, where applicable, a part of a financial asset) is primarily derecognized when:

- The right to receive cash flows from the assets have expired or
- The group has transferred substantially all the risks and rewards of the assets, or
- The group has neither transferred nor retained substantially all the risks and rewards of the assets, but has transferred control of the assets.

B. Financial liabilities

Classification

Debt and equity instruments issued by the group are classified as either financial liabilities or as equity in accordance with the substance of the contractual agreements and the definitions of financial liability and equity instrument.

Initial recognition and measurement

The Group recognizes financial liability when it becomes a party to the contractual provision of the instrument. All financial liabilities are recognized initially at fair value. Transaction costs that are directly attributable to the acquisition or issue of financial liabilities, other than financial liabilities at fair value through profit and loss, are added to or deducted from the fair value of the financial liabilities, as appropriate, on initial recognition.

Subsequent Measurement

All financial liabilities are subsequently measured at amortised cost using the effective interest method or at FVTPL.

Financial liability at amortized cost

After initial recognition, interest-bearing loans and borrowings are subsequently measured at amortized cost using the Effective Interest Rate (EIR) method. Gain and losses are recognized in statement of profit and loss when the liabilities are derecognized.

Amortization cost is calculated by taking into account any discount or premium on acquisition and transaction cost. These amortization is included as finance cost in the statement of profit and loss.

This category generally applies to loans & borrowings.

Amortization cost is calculated by taking into account any discount or premium on acquisition and transaction cost. These amortization is included as finance cost in the statement of profit and loss.

Financial liability at FVTPL

Financial liabilities are classified at FVTPL when the financial liability is either contingent consideration recognized by the group as an acquirer in a business combination to which Ind AS 103 applies or is held for trading or it is designed as at FVTPL.

Financial liabilities at FVTPL are stated at fair value, with any gain or loss arises on re-measurement recognized in profit or loss. The net gain or loss recognized in profit or loss incorporates any interest paid on the financial liability.

Financial guarantee contracts :

Financial guarantee contracts issued by the Group are those contracts that requires a payment to be made to reimburse the holder for a loss it incurs because the specific debtors fails to make a payment when due in accordance with the terms of debt instrument. Financial guarantee contracts are recognised initially as a liability at a fair value, adjusted for transaction costs that are directly attributable to the issuance of the guarantee. Subsequently, the liability is measured at the higher of the amount of loss allowance determined as per impairment requirement of Ind AS 109 and the amount recognised less cumulative amortization.

Notes to the Consolidated Financial Statements

De-recognition

A financial liability is derecognized when the obligation under the liability is discharged or cancelled or expired. When an existing financial liability is replaced by another from the same lender on substantially different terms, or the terms of an existing liability are substantially modified, such an exchange or modification is treated as the de-recognition of the original liability and the recognition of a new liability. The difference in the respective carrying amount recognized in the Consolidated Statement of Profit and Loss.

C. Offsetting of financial instrument

Financial assets and financial liabilities are offset and the net amount is reported in the balance sheet if there is a currently enforceable legal right to offset the recognized amounts and there is an intention to settle on a net basis, to realize the assets and settle the liabilities simultaneously.

D. Equity Share Capital

Ordinary shares are classified as equity instrument is a contract that evidence a residual interest in Company's assets after deducting all its liabilities. Incremental cost directly attributable to the issuance of new equity share and buy back of equity shares are shown as a deduction from the equity, netoff any tax effects.

xxi. Derivative Financial Instruments and Hedge Accounting

"The Group uses various derivative financial instruments to mitigate the risk of changes in interest rates, exchange rates and commodity prices. Such derivative financial instruments are initially recognised at fair value on the date on which a derivative contract is entered into and are also subsequently measured at fair value. Derivatives are carried as Financial Assets when the fair value is positive and as Financial Liabilities when the fair value is negative.

Any gains or losses arising from changes in the fair value of derivatives are taken directly to Consolidated Statement of Profit and Loss, except for the effective portion of cash flow hedge which is recognised in Other Comprehensive Income and later to Statement of Profit and Loss when the hedged item affects profit or loss or is treated as basis adjustment if a hedged forecast transaction subsequently results in the recognition of a Non-Financial Assets or Non-Financial liability.

Hedges that meet the criteria for hedge accounting are accounted for as follows:

A. Cash Flow Hedge

The Group designates derivative contracts or non-derivative Financial Assets / Liabilities as hedging instruments to mitigate the risk of movement in interest rates and foreign exchange rates for foreign exchange exposure on highly probable future cash flows attributable to a recognised asset or liability or forecast cash transactions. When a derivative is designated as a cash flow hedging instrument, the effective portion of changes in the fair value of the derivative is recognized in the cash flow hedging reserve being part of Other Comprehensive Income. Any ineffective portion of changes in the fair value of the derivative is recognized immediately in the Consolidated Statement of Profit and Loss. If the hedging relationship no longer meets the criteria for hedge accounting, then hedge accounting is discontinued prospectively. If the hedging instrument expires or is sold, terminated or exercised, the cumulative gain or loss on the hedging instrument recognized in cash flow hedging reserve till the period the hedge was effective remains in cash flow hedging reserve until the underlying transaction occurs. The cumulative gain or loss previously recognized in the cash flow hedging reserve is transferred to the Consolidated Statement of Profit and Loss upon the occurrence of the underlying transaction. If the forecasted transaction is no longer expected to occur, then the amount accumulated in cash flow hedging reserve is reclassified in the Consolidated Statement of Profit and Loss.

B. Fair Value Hedge

The Group designates derivative contracts or non-derivative Financial Assets / Liabilities as hedging instruments to mitigate the risk of change in fair value of hedged item due to movement in interest rates, foreign exchange rates and commodity prices. Changes in the fair value of hedging instruments and hedged items that are designated and qualify as fair value hedges are recorded in the Consolidated Statement of Profit and Loss. If the hedging relationship no longer meets the criteria for hedge accounting, the adjustment to the carrying amount of a hedged item for which the effective interest method is used for amortising to Statement of Profit and Loss over the period of maturity.

Notes to the Consolidated Financial Statements

xxii. Impairment

Non-financial assets

Goodwill and Intangible assets that have an indefinite useful life are not subject to amortization but are tested annually for impairment.

Other intangible assets and property, plant and equipment are evaluated for recoverability whenever events or changes in circumstances indicate that their carrying amounts may not be recoverable. For the purpose of impairment testing, the recoverable amount (i.e. the higher of the fair value less cost to sell and the value-in-use) is determined on an individual asset basis unless the asset does not generate cash flows that are largely independent of those from other assets. In such cases, the recoverable amount is determined for the Cash Generating Unit (CGU) to which the asset belongs.

The carrying amount of assets is reviewed at each balance sheet date, if there is any indication of impairment based on internal/external factor. An asset is impaired when the carrying amount of the assets exceeds the recoverable amount. If the recoverable amount of an asset or CGU is estimated to be less than its carrying amount, the carrying amount of the asset (or CGU) is reduced to its recoverable amount. An impairment loss is recognized in the statement of profit or loss in the year in which an asset is identified as impaired.

An impairment loss is reversed in the statement of profit and loss if there has been a change in the estimates used to determine the recoverable amount. The carrying amount of the asset is increased to its revised recoverable amount, provided that this amount does not exceed the carrying amount that would have been determined (net of any accumulated amortization or depreciation) had no impairment loss been recognized for the asset in prior years.

Financial assets

The Group applies 'simplified approach' measurement and recognition of impairment loss on the following financial assets and credit risk exposure:

- Financial assets that are debt instrument and are measured at amortized cost e.g. loans, debt securities, deposits, and bank balance.
- Trade receivables:

The application of simplified approach does not require the Group to track changes in credit risk. Rather, it recognizes impairment loss allowance based on life time expected credit loss at each reporting date, right from its initial recognition.

xxiii. Fair value measurement

The Group measures financial instruments at fair value at each balance sheet date.

Fair value is the price that would be received to sell an asset or paid to transfer a liability in an orderly transaction between market participants at the measurement date. The fair value measurement is based on the presumption that the transaction to sell the asset or transfer the liability takes place either:

- In the principal market for the asset or liability or
- In the absence of a principal market, in the most advantageous market for the asset or liability

The principal or the most advantageous market must be accessible by the Group. The fair value of an asset or a liability is measured using the assumptions that market participants would use when pricing the asset or liability, assuming that market participants act in their economic best interest. A fair value measurement of a non-financial asset takes into account a market participant's ability to generate economic benefits by using the asset in its highest and best use or by selling it to another market participant that would use the asset in its highest and best use.

The Group uses valuation techniques that are appropriate in the circumstances and for which sufficient data are available to measure fair value, maximizing the use of relevant observable inputs and minimizing the use of unobservable inputs.

All assets and liabilities for which fair value is measured or disclosed in the financial statements are categorized within the fair value hierarchy, described as follows, based on the lowest level input that is significant to the fair value measurement as a whole:

Level 1: Quoted (unadjusted) market prices in active markets for identical assets or liabilities

Notes to the Consolidated Financial Statements

Level 2: Valuation techniques for which the lowest level input that is significant to the fair value measurement is directly or indirectly observable

Level 3: Valuation techniques for which the lowest level input that is significant to the fair value measurement is unobservable

For assets and liabilities that are recognised in the financial statements on a recurring basis, the Group determines whether transfers have occurred between levels in the hierarchy by reassessing categorisation (based on the lowest level input that is significant to the fair value measurement as a whole) at the end of each reporting period. For the purpose of fair value disclosures, the Group has determined classes of assets & liabilities on the basis of the nature, characteristics and the risks of the asset or liability and the level of the fair value hierarchy as explained above.

xxiv. Employees benefits

a. Short-term obligations

Short-term obligations for wages and salaries, including non-monetary benefits that are expected to be settled wholly within twelve months after the end of the period in which the employees render the related service up to the end of the reporting period are recognised and measured at the undiscounted amounts expected to be paid when the liabilities are settled.

b. Post-employment obligations

i. Defined contribution plans

The eligible employees of the Group are entitled to receive benefits in respect of provident fund, a defined contribution plan, in which both employees and the Group make contribution at a specified percentage of the covered employee's salary. The contributions, as specified under Defined Contribution Plan to Regional Provident Commissioner and the Central Provident Fund recognised as expense during the period in the Consolidated Statement of profit and loss.

ii. Defined benefit plans

The Group provides for gratuity, a defined benefit retirement plan ('the Gratuity Plan') covering eligible employees of the company. The Gratuity Plan provides a lumpsum payment to vested employees at retirement, death, or termination of employment, of an amount based on the respective employee's salary and the tenure of employment with the Group.

The cost of providing benefits is determined using the Projected Unit Credit Method, with actuarial valuation being carried out at each balance sheet date.

The net interest cost is calculated by applying the discount rate to the net balance of the defined benefit obligation and is included in finance cost expenses in the Consolidated Statement of Profit and Loss.

The service cost on the net defined benefit liability/(asset) is included in employees benefits expenses in the Consolidated Statement of profit and loss.

Past service cost is recognised as an expense when the plan amendment or curtailment occurs or when any related restructuring costs or termination benefits are recognised, whichever is earlier.

Re-measurement gain and loss arising from experience adjustments and change actuarial assumptions are recognised in the period in which they occur, directly in other comprehensive income. Re-measurements are not classified to the Consolidated Statement of Profit and Loss in subsequent periods.

c. Compensated absences

The employees of the Group are entitled to compensated absences which are both accumulating and non-accumulating in nature. The cost of accumulating compensated absences which are expected to be carried forward beyond twelve months from the reporting date are treated as long term benefits for measurement purposes and are provided for based on actuarial valuation using projected unit credit method for the unused entitlement.

The benefits are discounted using the market yields as at the end of the balance sheet date that has terms approximating to the terms of the related obligation and accounted for on the same principles as followed in the case of gratuity plan as stated hereinabove.

Notes to the Consolidated Financial Statements

d. Voluntary retirement scheme

Compensation to employees who have opted for retirement under the "Voluntary Retirement scheme" is charged to the profit and loss account in the year of retirement.

xxv. Operating segments

The Group's operating segments are established on the basis of those components of the Group that are evaluated regularly by the Board of Directors (the 'Chief Operating Decision Maker' as defined in Ind AS 108 - 'Operating Segments'), in deciding how to allocate resources and in assessing performance. These have been identified taking into account nature of products and services, the differing risks and returns and the internal business reporting systems.

Revenue and Expenses have been identified to a segment on the basis of relationship to operating activities of the segment. Revenue and Expenses which relate to enterprise as a whole and are not allocable to a segment on reasonable basis have been disclosed as "Un-allocable".

Segment Assets and Segment Liabilities represent Assets and Liabilities in respective segments. Assets and liabilities that cannot be allocated to a segment on reasonable basis have been disclosed as "Un-allocable".

xxvi. Statement of Cash flow

Cash flows are stated using the indirect method, whereby profit/loss before tax is adjusted for the effects of transactions of a non-cash nature, any deferrals or accruals of past or future operating cash receipts or payments and items of incomes and expenses associated with investing or financing flows. The cash flows from operating, investing and financing activities of the Group are segregated.

xxvii. Earnings per share

Basic earnings per share are calculated by dividing the profit/(loss) for the year (before other comprehensive income), attributable to the equity shareholders, by the weighted average number of equity shares outstanding during the year.

Diluted earnings per share are calculated by dividing the profit/(loss) for the year (before other comprehensive income), adjusting the after tax effect of interest and other financing costs associated with dilutive potential equity shares, attributable to the equity shareholders, by the weighted average number of equity shares considered for deriving basic earnings per share and also the weighted average number of equity shares which could be issued on the conversion of all dilutive potential equity shares.

3 Use of estimates and management judgements

The preparation of consolidated financial statements in conformity with the accounting policy and measurement principles under Ind AS requires the management of the group to develop accounting estimates that affect the application of accounting policy and the reported amounts of revenues, expenses, assets, liabilities including accompanying disclosures and the disclosure of contingent liabilities and contingent assets. Developing accounting estimates involves the use of measurement technique and other inputs including judgement or assumption based on the latest available, reliable information. Although these accounting estimates are based upon the management's best knowledge of current events and actions, actual results could differ from these accounting estimates.

The accounting estimates and underlying assumptions are reviewed on an ongoing basis. Revisions to accounting estimates due to change in an input or change in a measurement technique, are recognized in the period in which the estimate is revised if the revision affects only that period, or in the period of the revision and future periods if the revision affects both current and future periods. The areas involving critical judgements are as follows:

i. Estimated useful life of property, plant and equipment (PPE) / intangible asset

PPE & Intangible asset represent a significant proportion of the asset base of the Group. The charge in respect of periodic depreciation/ammortisation is derived after determining an estimate of an asset's expected useful life and the expected residual value at the end of its life. The useful lives and residual value of the asset are determined by the management when the asset is acquired and reviewed periodically including at each financial year end. The lives are based on technical evaluation made by the management of the expected usage of the asset, the physical wear and tear and technical or commercial obsolescence of the asset. Due to the judgements involved in such estimations, the useful life and residual value are sensitive to the actual usage in future period.

Notes to the Consolidated Financial Statements

ii. Provisions , Contingent liabilities and Contingent assets

The timing of recognition and quantification of the provisions, contingent liabilities and contingent assets require the application of judgement to existing facts and circumstances which are subject to change on the actual occurrence or happening. Judgement is required for estimating the possible outflow of resources, if any, in respect of contingencies/ claims/ litigations against the Group and possible inflow of resources in respect of the claims made by the Group which has been considered to be contingent in nature. These are reviewed at each balance sheet date and adjusted to reflect the current best estimates.

iii. Recognition and measurement of defined benefit obligations

The obligation arising from defined benefit plan is determined on the basis of actuarial assumptions. Key actuarial assumption includes discount rate, trends in salary escalation and attrition rate. The discount rate is determined by reference to market yields at the end of the reporting period on government securities. The period to maturity of the underlying securities correspond to the probable maturity of the post-employment benefit obligations. However any changes in these assumptions may have a material impact on resulting calculations.

iv. Current taxes and deferred taxes

The Holding Company's tax jurisdiction is India. Significant judgement is required in the determination of the taxability of certain income and deductibility of certain expenses during the estimation of the provision for current income taxes and option to be exercised for application of reduced rates of taxation on possible cessation of tax deduction and exhaustion of MAT credit entitlement in future years based on estimates of future taxable profits for estimation of the deferred taxes.

Deferred tax assets are recognised for all deductible temporary differences, the unused tax losses and the unused tax credit to the extent that it is probable that taxable profit would be available against which these could be utilized. Significant management judgement is required to determine the amount of deferred tax assets that can be recognised, based upon the likely timing and the level of future taxable profits together with future tax planning strategies. The deferred tax assets and liabilities are reviewed at each balance sheet date and adjusted to reflect the current best estimates.

v. Impairment of investments in subsidiary

The Group reviews its carrying value of investments carried at cost (net of impairment, if any) annually, or more frequently when there is indication for impairment. If the recoverable amount is less than its carrying amount, the impairment loss is accounted for in the Consolidated Statement of profit and loss.

vi. Leases

The Group evaluates if an arrangement qualifies to be a lease as per the requirements of Ind AS 116. Identification of a lease requires significant judgment. The Group uses significant judgement in assessing the lease term (including anticipated renewals) and the applicable discount rate.

The Group determines the lease term as the non-cancellable period of a lease, together with both periods covered by an option to extend the lease if the Group is reasonably certain to exercise that option; and periods covered by an option to terminate the lease if the Group is reasonably certain not to exercise that option. In assessing whether the Group is reasonably certain to exercise an option to extend a lease, or not to exercise an option to terminate a lease, it considers all relevant facts and circumstances that create an economic incentive for the Group to exercise the option to extend the lease, or not to exercise the option to terminate the lease. The Group revises the lease term if there is a change in the non-cancellable period of a lease.

The discount rate is generally based on the incremental borrowing rate specific to the lease being evaluated or for a portfolio of leases with similar characteristics.

vii. Fair value measurement of financial instruments

Some of the Group's assets and liabilities are measured at fair value for financial reporting purposes. When the fair value of financial assets and financial liabilities recorded in the balance sheet cannot be measured based on quoted price in markets, then fair value is measured using valuation techniques including the Discounted Cash Flow model. The inputs to these models are taken from observable markets where possible, but where this is not feasible, a degree of judgement is required in establishing fair values. Judgements include considerations of inputs such as liquidity risk, credit risk and volatility. Changes in assumptions about these factors could affect the reported fair value of financial instruments.

Notes to the Consolidated Financial Statements

viii. Impairment of trade receivables

The Group has a stringent policy of ascertaining impairments, if any, as a result of detailed scrutiny of major cases and through determining expected credit losses. Despite best estimates and periodic credit appraisals of customers, the Group's receivables are exposed to delinquency risks due to material adverse changes in business, financial or economic conditions that are expected to cause a significant change to the party's ability to meet its obligations. All such parameters relating to impairment or potential impairment are reviewed at each reporting date.

ix. Net Realisable value if an item of inventory

Significant judgement is required in the estimation of net realisable value of an item of inventory especially of an item which is not actively traded in the market. The management considers various factors such as prevailing unit specific market price of the item of inventory, minimum sale price/ controlled price of the products, contracted rates for the contracted quantity, Government Policies, price trend in domestic and international market, monthly sale quota, estimated sale expenses etc. in determination of the net realisable value of the item of inventory actively traded in the market. The management also considers the expected final yield of the finished products for deriving the net realisable value of the tailor made by product is not actively traded in the market. The final net realisation of the item of inventory is dependent on the market conditions prevailing at the time of its ultimate sale and hence could differ from the reported amount in the financial statements.

Notes to the Consolidated Financial Statements

Non-Current Assets

Note 4: Property, Plant and Equipment

(₹ in Crore)

| Particulars | Land | Building | Plant & Machinery | Computers | Vehicles | Furniture and fixtures | Office equipment | Weight bridge | Electrical Appliances | Farm Equipments | Total |
|---|---------------|---------------|-------------------|-------------|--------------|------------------------|------------------|---------------|-----------------------|-----------------|-----------------|
| Gross carrying amount as at April 1, 2022 | 150.78 | 90.45 | 864.85 | 4.63 | 9.02 | 3.75 | 1.83 | 5.06 | 3.13 | 0.03 | 1,133.53 |
| Addition during the year | 0.91 | 17.06 | 232.98 | 1.21 | 3.94 | 0.37 | 0.59 | 1.12 | 0.67 | - | 258.85 |
| Disposals/deductions during the year | - | - | (7.71) | - | (0.47) | (0.18) | (0.05) | - | (0.34) | - | (8.75) |
| Gross carrying amount as at March 31, 2023 | 151.69 | 107.51 | 1,090.12 | 5.84 | 12.49 | 3.94 | 2.37 | 6.18 | 3.46 | 0.03 | 1,383.63 |
| Gross carrying amount as at April 1, 2023 | 151.69 | 107.51 | 1,090.12 | 5.84 | 12.49 | 3.94 | 2.37 | 6.18 | 3.46 | 0.03 | 1,383.63 |
| Addition during the year | - | 14.22 | 166.19 | 0.38 | 1.73 | 0.10 | 0.07 | 0.10 | 0.25 | 0.04 | 183.08 |
| Disposals/deductions during the year | (6.75) | (1.26) | (14.78) | (2.36) | (0.65) | (2.15) | (0.09) | (0.53) | (0.33) | - | (28.90) |
| Gross carrying amount as at March 31, 2024 | 144.94 | 120.47 | 1,241.53 | 3.86 | 13.57 | 1.89 | 2.35 | 5.75 | 3.38 | 0.07 | 1,537.81 |

Accumulated Depreciation

(₹ in Crore)

| Particulars | Land | Building | Plant & Machinery | Computers | Vehicles | Furniture and fixtures | Office equipment | Weight bridge | Electrical Appliances | Farm Equipments | Total |
|--------------------------------------|----------|--------------|-------------------|-------------|-------------|------------------------|------------------|---------------|-----------------------|-----------------|---------------|
| Balance as April 1, 2022 | - | 39.80 | 392.62 | 3.48 | 4.20 | 3.13 | 1.46 | 3.71 | 1.98 | 0.01 | 450.39 |
| Charges for the year | - | 4.05 | 30.76 | 0.57 | 1.21 | 0.14 | 0.25 | 0.12 | 0.22 | - | 37.32 |
| Disposals/Deductions during the year | - | - | (5.26) | - | (0.43) | (0.18) | (0.05) | - | (0.35) | - | (6.27) |
| Balance as at March 31, 2023 | - | 43.85 | 418.12 | 4.05 | 4.98 | 3.09 | 1.66 | 3.83 | 1.85 | 0.01 | 481.44 |
| Balance as April 1, 2023 | - | 43.85 | 418.12 | 4.05 | 4.98 | 3.09 | 1.66 | 3.83 | 1.85 | 0.01 | 481.44 |
| Charges for the year | - | 4.93 | 37.85 | 0.69 | 1.41 | 0.10 | 0.15 | 0.18 | 0.20 | - | 45.51 |
| Disposals/Deductions during the year | - | (0.85) | (9.57) | (2.25) | (0.47) | (2.06) | (0.08) | (0.51) | (0.31) | - | (16.10) |
| Balance as at March 31, 2024 | - | 47.93 | 446.40 | 2.49 | 5.92 | 1.13 | 1.73 | 3.50 | 1.74 | 0.01 | 510.85 |
| Net Carrying Amount | | | | | | | | | | | |
| Particulars | Land | Building | Plant & Machinery | Computers | Vehicles | Furniture and fixtures | Office equipment | Weight bridge | Electrical Appliances | Farm Equipments | Total |
| As at March 31, 2023 | 151.69 | 63.66 | 672.00 | 1.79 | 7.51 | 0.85 | 0.71 | 2.35 | 1.61 | 0.02 | 902.19 |
| As at March 31, 2024 | 144.94 | 72.54 | 795.13 | 1.37 | 7.65 | 0.76 | 0.62 | 2.25 | 1.64 | 0.06 | 1,026.96 |

Notes to the Consolidated Financial Statements

Note 4.1 Disclosures

- i. Refer to Note 47 for information on Property, Plant & Equipment hypothecated as security by the Holding Company.
- ii. Refer Note 40 for disclosure of contractual commitments for the acquisition of Property, Plant and Equipments.
- iii. All Immovable properties are registered in the name of the Company. However, mutation of the immovable property situated at Village- Mohra, District Bijnor, Uttar Pradesh, having carrying amount of Rs. 4,57,830/- in the name of the Company in the records of local authority is still pending and in process.
- iv. There are no proceedings against the Group that have been initiated or pending against them for holding any benami property under the Benami Transactions (Prohibition) Act, 1988 (45 of 1988) and the rules made thereunder.

Note 5: Right-of-Use Assets

(₹ in Crore)

| Particulars | As at | As at |
|--------------------------------------|-----------------|----------------|
| | March 31, 2024 | March 31, 2023 |
| | Premises | |
| Gross Carrying Cost | | |
| Opening Balance | 15.61 | 11.70 |
| Additions during the year | 6.33 | 3.91 |
| Disposals/deductions during the year | - | - |
| Gross carrying amount | 21.94 | 15.61 |
| Depreciation | | |
| Opening Balance | 8.48 | 5.27 |
| Charges for the year | 3.97 | 3.21 |
| Disposals/deductions during the year | - | - |
| Closing Balance | 12.45 | 8.48 |
| Net Carrying Amount | 9.49 | 7.13 |

Note 6: Capital Work-in-progress

(₹ in Crore)

| Particulars | | As at | As at |
|---|------------------|----------------|----------------|
| | | March 31, 2024 | March 31, 2023 |
| Opening balance | | | |
| Plant and equipment/Civil Work-in-progress | (A) | 36.17 | 78.30 |
| Add: Additions during the year | (B) | 154.78 | 186.69 |
| Preoperative Expenses/Trial run expenses | | | |
| Trial Run Expenses (Net of Trial run income)* | | 2.42 | 13.41 |
| Finance Cost# | | 0.69 | 5.40 |
| Total | (C) | 3.11 | 18.81 |
| Total CWIP during the year | D=(A+B+C) | 194.06 | 283.80 |
| Total Capitalized during the year | (E) | 181.11 | 247.63 |
| Closing Balance | F=(D-E) | 12.95 | 36.17 |

#The finance costs on specific borrowings capitalized during the year amounted to ₹0.69 Crore (PY: ₹5.40 Crore) using the capitalization rate of 8.50% (PY:8.05%) per annum which is the effective interest rate of the specific borrowings. Further, the Group has not capitalized any borrowing costs on its general borrowings.

*Refer note no. 35 for Pre-operative and trial run expenses capitalised

Notes to the Consolidated Financial Statements

Note 6.1: Capital Work-in-progress ageing schedule

CWIP ageing schedule as at March 31, 2024

(₹ in Crore)

| Particulars | Amount in CWIP for a period of | | | | Total |
|---------------------------------|--------------------------------|------------|-----------|-------------------|-------|
| | Less than 1 year | 1- 2 years | 2-3 years | More than 3 years | |
| Projects in progress | 12.95 | - | - | - | 12.95 |
| Projects temporarily suspended# | | | Nil | | |

CWIP ageing schedule as at March 31, 2023

(₹ in Crore)

| Particulars | Amount in CWIP for a period of | | | | Total |
|---------------------------------|--------------------------------|------------|-----------|-------------------|-------|
| | Less than 1 year | 1- 2 years | 2-3 years | More than 3 years | |
| Projects in progress | 35.25 | 0.92 | - | - | 36.17 |
| Projects temporarily suspended# | | | Nil | | |

#No Projects have been temporarily suspended.

Note 6.2:

There is no project in progress as at March 31,2024 and March 31, 2023 whose completion is overdue nor the cost of any project has exceeded the amount compared to its original plan.

Note 7: Financial Assets - Others

(₹ in Crore)

| Particulars | As at March 31, 2024 | As at March 31, 2023 |
|---|-------------------------|-------------------------|
| (Unsecured and considered good, unless otherwise stated) | | |
| (i) Non- Current | | |
| Security deposits | | |
| - to related parties# | 0.98 | 1.03 |
| - to others | 0.81 | 1.14 |
| Interest Receivable on FDR | 0.03 | 0.04 |
| Total | 1.82 | 2.21 |
| (ii) Current | | |
| Security deposits to others | 0.74 | 0.25 |
| Interest Receivable | 0.36 | 0.23 |
| Other Recoverable | 0.05 | - |
| Total | 1.15 | 0.48 |

#Refer Note No. 45

Notes to the Consolidated Financial Statements

Note 8: Tax Assets

(₹ in Crore)

| Particulars | As at March 31, 2024 | As at March 31, 2023 |
|--------------------|-------------------------|-------------------------|
| Non-Current | | |
| Income Tax | 0.40 | 0.40 |
| Total | 0.40 | 0.40 |

Note 9: Other Assets

(₹ in Crore)

| Particulars | As at March 31, 2024 | As at March 31, 2023 |
|---|-------------------------|-------------------------|
| (Unsecured and considered good, unless otherwise stated) | | |
| (i) Non-Current | | |
| Capital Advance | 8.14 | 3.01 |
| Statutory Dues Paid under Protest | 0.59 | 0.57 |
| CSR Expenses paid in advance | 0.39 | 0.61 |
| Prepaid Expenses | 0.51 | 0.30 |
| Total | 9.63 | 4.49 |
| (ii) Current | | |
| Advance to Suppliers | 5.08 | 10.92 |
| Advances to Employees | 0.54 | 0.29 |
| Balance with Revenue authorities | 12.18 | 12.15 |
| Prepaid Expenses | 4.10 | 3.65 |
| CSR Expenses paid in advance | 2.10 | 1.78 |
| Government Grants | 7.30 | 4.89 |
| Insurance claim Receivable | 8.12 | 9.01 |
| Other Assets | 1.80 | 1.29 |
| Total | 41.22 | 43.98 |

Note 10: Inventories

(₹ in Crore)

| Particulars | As at March 31, 2024 | As at March 31, 2023 |
|---|-------------------------|-------------------------|
| (refer note no.2(vii) for Mode of Valuation) | | |
| Raw materials | 1.22 | 0.80 |
| Work-in-Progress | 15.54 | 25.69 |
| Finished goods (including By-Product) | 1,042.61 | 767.91 |
| Stock in Trade | 0.11 | 0.21 |
| Stores & Spare parts | 23.04 | 24.62 |
| Loose Tools | 0.03 | 0.05 |
| Total | 1,082.55 | 819.28 |

Notes to the Consolidated Financial Statements

Note 10: Inventories *Contd.*

(₹ in Crore)

| Particulars | As at March 31, 2024 | As at March 31, 2023 |
|--|-------------------------|-------------------------|
| Note : | | |
| Inventory except Raw Material (Sugarcane) pledged/ hypothecated to banks for securing working capital facilities | 1,081.33 | 818.48 |
| Amount of write down of inventories recognized as expenses | - | - |

Note 11: Trade Receivables

(₹ in Crore)

| Particulars | As at March 31, 2024 | As at March 31, 2023 |
|---|-------------------------|-------------------------|
| Trade receivable Considered good - Secured | - | - |
| Trade receivable Considered good - Unsecured (Includes Unbilled Revenue ₹0.93 Crore (P.Y. ₹6.87 Crore)) | 89.09 | 154.53 |
| Trade receivable which have Significant increase in Credit Risk | - | - |
| Trade receivable - Credit Impaired | - | - |
| | 89.09 | 154.53 |
| Less: Allowance for expected credit losses | 1.56 | 0.86 |
| Total | 87.53 | 153.67 |

Note 11.1 Trade Receivables Ageing

Trade Receivables Ageing Schedule as at March 31, 2024

(₹ in Crore)

| Particulars | Outstanding for following Periods from due date of payments | | | | | | Total |
|--|---|----------------------|-----------------------|-------------|-------------|-------------------------|--------------|
| | Not Due/ Unbilled Revenue | Less than 6 Month | 6 months to 1 year | 1-2 Years | 2-3 years | More than 3 years | |
| Undisputed Trade Receivables considered good | 26.33 | 59.22 | 1.74 | 0.52 | 0.35 | - | 88.16 |
| Undisputed Trade Receivables- which have significant increase in credit risk | - | - | - | - | - | - | - |
| Undisputed Trade Receivables credit impaired | - | - | - | - | - | - | - |
| Disputed Trade Receivables considered good | - | - | - | - | - | - | - |
| Disputed Trade Receivables – which have significant increase in credit risk | - | - | - | - | - | - | - |
| Disputed Trade Receivables – credit impaired | - | - | - | - | - | - | - |
| Unbilled Revenue | 0.93 | - | - | - | - | - | 0.93 |
| Sub Total | 27.26 | 59.22 | 1.74 | 0.52 | 0.35 | - | 89.09 |
| Less: Allowance for expected credit losses | | | | | | | 1.56 |
| Total | 27.26 | 59.22 | 1.74 | 0.52 | 0.35 | - | 87.53 |

Notes to the Consolidated Financial Statements

Trade Receivable Ageing Schedule as at March 31, 2023

(₹ in Crore)

| Particulars | Outstanding for following Periods from due date of payments | | | | | | Total |
|--|---|----------------------|-----------------------|-------------|-----------|-------------------------|---------------|
| | Not Due/ Unbilled Revenue | Less than 6 Month | 6 months to 1 year | 1-2 Years | 2-3 years | More than 3 years | |
| Undisputed Trade Receivables considered good | 58.65 | 87.13 | 1.31 | 0.57 | - | - | 147.66 |
| Undisputed Trade Receivables- which have significant increase in credit risk | - | - | - | - | - | - | - |
| Undisputed Trade Receivables credit impaired | - | - | - | - | - | - | - |
| Disputed Trade Receivables considered good | - | - | - | - | - | - | - |
| Disputed Trade Receivables – which have significant increase in credit risk | - | - | - | - | - | - | - |
| Disputed Trade Receivables – credit impaired | - | - | - | - | - | - | - |
| Unbilled Revenue | 6.87 | - | - | - | - | - | 6.87 |
| Sub Total | 65.52 | 87.13 | 1.31 | 0.57 | - | - | 154.53 |
| Less: Allowance for expected credit losses | | | | | | | 0.86 |
| Total | 65.52 | 87.13 | 1.31 | 0.57 | - | - | 153.67 |

Note 11.2 : Other Disclosures:

- There are no outstanding receivables due from directors or other officers of the Holding Company and firms and companies in which any director is a partner or a director or a member.
- Refer Note 49 for information about credit risk and market risk on receivables.
- Refer Note 47 for information on trade receivable hypothecated as security by the Holding Company.

Note 12: Cash and cash equivalents

(₹ in Crore)

| Particulars | As at March 31, 2024 | As at March 31, 2023 |
|---|-------------------------|-------------------------|
| (i) Cash in hand | 0.58 | 0.51 |
| (ii) Fixed Deposit (Original maturity less than 3 Months) | - | 97.00 |
| (iii) Balances with banks: | | |
| - On Current Account | 5.41 | 6.54 |
| Total | 5.99 | 104.05 |

Note 13: Bank Balances other than cash and cash equivalents

(₹ in Crore)

| Particulars | As at March 31, 2024 | As at March 31, 2023 |
|---|-------------------------|-------------------------|
| Balances with banks : | | |
| Other bank balances : | | |
| Deposits held as security or margin against guarantees | 3.09 | 2.60 |
| Fixed Deposit (Original maturity period of more than 3 months and upto 12 months) | 23.40 | - |
| Deposits earmarked for Molasses Storage Fund | 0.99 | 0.81 |
| Total | 27.48 | 3.41 |

Notes to the Consolidated Financial Statements

Note 14: Loans

(₹ in Crore)

| Particulars | As at March 31, 2024 | As at March 31, 2023 |
|--|-------------------------|-------------------------|
| (Loans receivables - Considered Good - Unsecured) | | |
| - to related parties | - | - |
| - to Others | 0.08 | - |
| Total | 0.08 | - |

Note 15: Share Capital

a. Authorised Share Capital

| | No. of Shares | (₹ in Crore) |
|-----------------------------|------------------|--------------|
| Equity Shares of ₹10/- each | | |
| As at April 1, 2022 | 91600000 | 91.60 |
| Changes During the year | - | - |
| As at March 31, 2023 | 91600000 | 91.60 |
| Changes During the year | - | - |
| As at March 31, 2024 | 916,00000 | 91.60 |

b. Issued, subscribed & fully paid up/Share Capital Suspense Account:

| | No. of Shares | (₹ in Crore) |
|-----------------------------|-----------------|--------------|
| Equity Shares of ₹10/- each | | |
| As at April 1, 2022 | 66387590 | 66.39 |
| Changes During the year | - | - |
| As at March 31, 2023 | 66387590 | 66.39 |
| Changes During the year | - | - |
| As at March 31, 2024 | 66387590 | 66.39 |

c. Terms and rights attached to Equity Shares

The Holding Company has a single class of equity shares having face value of ₹10 per share. Accordingly, all equity shares rank equally with regard to dividends and share in the Holding Company's residual assets. The voting rights of an equity shareholder are in proportion to its share of the paid-up equity capital of the Holding Company. Voting rights cannot be exercised in respect of share on which any call or other sums presently payable have not been paid.

The Holding Company declares and pays dividend in Indian rupees. The holders of the equity shares are entitled to receive dividends as declared from time to time. In the event of liquidation of the Holding Company, the holders of equity shares will be entitled to receive any of the remaining assets of the Holding Company after distribution of all preferential amounts. The distribution will be in proportion to the number of equity shares held by the shareholders.

d. Dividend

The Board of Directors of the holding company proposed final dividend of ₹ 2.50 per equity share for the financial year 2023-24, in its meeting dated April 24, 2024.

The holding company paid final dividend of ₹3.50 per equity share for the financial year 2022-23, during the year.

Notes to the Consolidated Financial Statements

Note 15: Share Capital *Contd.*

e. Shareholders holding more than 5 % of the Equity shares

| Name of Equity Shareholders | As at March 31, 2024 | | As at March 31, 2023 | |
|--|----------------------|-----------|----------------------|-----------|
| | No. of Shares | % Holding | No. of Shares | % Holding |
| Equity shares of ₹10 each fully paid-up | | | | |
| Shudh Edible Products Private Limited | 11218180 | 16.90% | 11118180 | 16.75% |
| Sonitron Limited | 11471231 | 17.28% | 11346231 | 17.09% |
| Gautam Goel | 4242339 | 6.39% | 4242339 | 6.39% |
| Anil Kumar Goel | 6000000 | 9.04% | 6000000 | 9.04% |
| Deepa Goel | 6268991 | 9.44% | 6118991 | 9.22% |

f. Shareholding of Promoters

| Promoter Name | As at March 31, 2024 | | As at March 31, 2023 | | Changes during the year |
|---------------------------------------|----------------------|-------------------|----------------------|-------------------|-------------------------|
| | No. of Shares | % of total shares | No. of Shares | % of total shares | |
| Vijay Kumar Goel | 349116 | 0.53% | 349116 | 0.53% | - |
| Gautam Goel | 4242339 | 6.39% | 4242339 | 6.39% | - |
| Deepa Goel | 6268991 | 9.44% | 6118991 | 9.22% | 2.45% |
| Bindu Vashist Goel | 76350 | 0.12% | 76350 | 0.12% | - |
| Shefali Poddar | 31760 | 0.05% | 31760 | 0.05% | - |
| Ritu Sanghi | 7500 | 0.01% | 7500 | 0.01% | - |
| Aparna Jalan | 46100 | 0.07% | 46100 | 0.07% | - |
| Asha Kumari Swaroop | - | 0.00% | 4 | 0.00% | (100%) |
| Shudh Edible Products Private Limited | 11218180 | 16.90% | 11118180 | 16.75% | 0.90% |
| Sonitron Limited | 11471231 | 17.28% | 11346231 | 17.09% | 1.10% |

g. Aggregate number and class of shares bought back:

The Holding Company has not bought back shares in the last five years immediately preceding the balance sheet date.

- h. No equity shares were allotted by holding company as fully paid up by way of bonus shares during the last five years as at the date of balance sheet. However 66387590 Equity shares have been allotted on May 23, 2022 in terms of Scheme of Arrangement without payment received in cash.

Note 16: Other Equity

A. Reserve and Surplus

(i) Capital Reserve

(₹ in Crore)

| Particulars | As at March 31, 2024 | As at March 31, 2023 |
|--------------------------------|----------------------|----------------------|
| Opening Balance | 708.41 | 708.41 |
| Add: Addition during the year | - | - |
| Less: Utilised during the year | - | - |
| Closing Balance | 708.41 | 708.41 |

Notes to the Consolidated Financial Statements

Note 16: Other Equity *Contd.*

(ii) Storage fund/reserve for molasses

(₹ in Crore)

| Particulars | As at March 31, 2024 | As at March 31, 2023 |
|---|-------------------------|-------------------------|
| Opening Balance | 0.61 | 0.35 |
| Add: Transferred from retained earnings | - | - |
| Add: Addition during the year | 0.28 | 0.26 |
| Closing Balance | 0.89 | 0.61 |

(iii) Retained Earnings

(₹ in Crore)

| Particulars | As at March 31, 2024 | As at March 31, 2023 |
|---|-------------------------|-------------------------|
| Opening Balance | 213.10 | 102.00 |
| Add: Net profit after tax for the year | 46.49 | 111.10 |
| Less: Dividend declared on Equity shares for F.Y. 2022-23 | 23.23 | - |
| Closing Balance | 236.36 | 213.10 |

B. Other Comprehensive Income

(i) Remeasurement of post employment benefit obligation

(₹ in Crore)

| Particulars | As at March 31, 2024 | As at March 31, 2023 |
|-------------------------------|-------------------------|-------------------------|
| Opening Balance | (1.74) | 0.09 |
| Add: Addition during the year | (0.91) | (1.83) |
| Closing Balance | (2.65) | (1.74) |

(ii) Foreign currency translation reserve

(₹ in Crore)

| Particulars | As at March 31, 2024 | As at March 31, 2023 |
|--------------------------------|-------------------------|-------------------------|
| Opening Balance | 2.09 | 1.26 |
| Add: Addition during the year | (0.02) | 0.83 |
| Less: Utilised during the year | - | - |
| Closing Balance | 2.07 | 2.09 |

(iii) FVOCI Cash Flow Hedge Reserve

(₹ in Crore)

| Particulars | As at March 31, 2024 | As at March 31, 2023 |
|---------------------------------|-------------------------|-------------------------|
| Opening Balance | (0.13) | - |
| Add: Addition during the year | - | (0.13) |
| Less: Utilised during the year | 0.13 | - |
| Closing Balance | - | (0.13) |
| Total Other Equity (A+B) | 945.08 | 922.34 |

Notes to the Consolidated Financial Statements

Note 16: Other Equity *Contd.*

Note 16.1 : Nature and purpose of reserves

(i) Capital Reserve

Capital reserve was created on transfer of demerged undertakings to the Holding Company under the Scheme of Demerger and represent the excess of book value of assets transferred over the book value of liability assumed and amount of share capital issued.

(ii) Storage fund/reserve for molasses

The storage fund for molasses has been created to meet the cost of construction and maintenance of molasses storage tank as required under Uttar Pradesh Sheera Niyamtran (Sansodhan) Adesh, 1974.

(iii) Retained Earnings

Retained earnings represents the undistributed profit / amount of accumulated earnings of the Holding Company.

(iv) Other Comprehensive Income

Other comprehensive income (OCI) represents the balance in equity relating to re-measurement gain/(loss) of defined benefit obligation which will not be reclassified to the statement of profit and loss account.

(v) Foreign currency translation reserve

Exchange difference relating to the translation of the results and net assets of the Group's foreign operations from their functional currencies to the Group's presentation currency (i.e.) are recognised directly in the other comprehensive income and accumulated in foreign currency translation reserve. Exchange difference previously accumulated in the foreign currency translation reserve are reclassified to profit or loss on the disposal of the foreign operation.

(vi) FVOCI Cash flow hedge reserve

The cash flow hedge reserve represents the cumulative effective portion of gain or losses arising on changes in fair value of designated portion of hedging instruments entered into for cash flow hedges. Such gains or losses will be reclassified to statement of profit and loss in the period in which the underlying hedge transaction occurs.

Notes to the Consolidated Financial Statements

Note 17: Financial Liabilities - Borrowings

(₹ in Crore)

| Particulars | As at March 31, 2024 | As at March 31, 2023 |
|--|-------------------------|-------------------------|
| (i) Non-Current | | |
| Secured Term Loans | | |
| - Rupee Loan From banks* | 177.35 | 169.12 |
| Less: Ind AS Adjustment | 0.40 | 0.40 |
| Total | 176.95 | 168.72 |
| (ii) Current | | |
| Secured | | |
| <i>Loan Payable on demands</i> | | |
| - Working Capital Loans from Banks (Cash credit) | 756.09 | 449.36 |
| - Working Capital Demand Loan | 50.00 | - |
| - Export Packing Credit | - | 58.74 |
| Unsecured | | |
| - Working Capital Demand Loan | - | 50.00 |
| Current maturities of long term borrowings * | 64.09 | 77.21 |
| Less: Ind AS Adjustments | 0.32 | 0.72 |
| Total | 869.86 | 634.59 |

* Refer note 47 for security and repayment terms

Note 18: Lease Liabilities

(₹ in Crore)

| Particulars | As at March 31, 2024 | As at March 31, 2023 |
|------------------------|-------------------------|-------------------------|
| (i) Non-Current | | |
| Lease Liabilities | 6.61 | 4.76 |
| Total | 6.61 | 4.76 |
| (ii) Current | | |
| Lease Liabilities | 3.53 | 2.26 |
| Total | 3.53 | 2.26 |

Note 19: Trade Payables

(₹ in Crore)

| Particulars | As at March 31, 2024 | As at March 31, 2023 |
|--|-------------------------|-------------------------|
| Due to Micro and Small Enterprises | 7.19 | 4.65 |
| Other than Micro and Small Enterprises | 121.10 | 142.26 |
| Unbilled Expenses | 8.94 | 16.98 |
| Total | 137.23 | 163.89 |

Notes to the Consolidated Financial Statements

Note 19.1 Trade Payables Ageing

Trade Payables Ageing Schedule as at March 31, 2024

(₹ in Crore)

| Particulars | Outstanding for following Periods from due date of payments | | | | | Total |
|----------------------|---|---------------------|-------------|-------------|----------------------|---------------|
| | Not Due/ Hold | Less than 1 Year | 1-2 Years | 2-3 years | More than 3 years | |
| MSME | 0.07 | 7.08 | 0.04 | - | - | 7.19 |
| Other | 93.72 | 23.00 | 2.98 | 1.23 | 0.17 | 121.10 |
| Disputed Dues- MSME | - | - | - | - | - | - |
| Disputed Dues- Other | - | - | - | - | - | - |
| Unbilled Dues | 8.94 | - | - | - | - | 8.94 |
| Total | 102.73 | 30.08 | 3.02 | 1.23 | 0.17 | 137.23 |

Trade Payables Ageing Schedule as at March 31, 2023

(₹ in Crore)

| Particulars | Outstanding for following Periods from due date of payments | | | | | Total |
|----------------------|---|---------------------|-------------|-------------|----------------------|---------------|
| | Not Due/ Hold | Less than 1 Year | 1-2 Years | 2-3 years | More than 3 years | |
| MSME | 0.37 | 4.27 | 0.01 | - | - | 4.65 |
| Other | 54.70 | 85.28 | 1.97 | 0.31 | - | 142.26 |
| Disputed Dues- MSME | - | - | - | - | - | - |
| Disputed Dues- Other | - | - | - | - | - | - |
| Unbilled Dues | 16.98 | - | - | - | - | 16.98 |
| Total | 72.05 | 89.55 | 1.98 | 0.31 | - | 163.89 |

Note 20: Other Current Financial Liabilities

(₹ in Crore)

| Particulars | As at March 31, 2024 | As at March 31, 2023 |
|--|-------------------------|-------------------------|
| Employee Benefits Payable | 10.94 | 16.68 |
| Creditors for capital expenditure | 0.35 | 6.67 |
| Foreign Currency/Guarantee Payable | - | 0.72 |
| Dividend Payable | 0.12 | - |
| Other Payables | 0.25 | 3.27 |
| Retention Money Payable & Security Deposit | 6.89 | 7.39 |
| Total | 18.55 | 34.73 |

Note 21: Provisions

(₹ in Crore)

| Particulars | As at March 31, 2024 | As at March 31, 2023 |
|--|-------------------------|-------------------------|
| (i) Non-Current | | |
| Provision for Employee Benefits | | |
| Gratuity | 21.86 | 20.42 |
| Leave Encashment | 1.36 | 0.91 |
| Total | 23.22 | 21.33 |

Notes to the Consolidated Financial Statements

Note 21: Provisions *Contd.*

(₹ in Crore)

| Particulars | As at March 31, 2024 | As at March 31, 2023 |
|--|-------------------------|-------------------------|
| (ii) Current | | |
| Provision for Employee Benefits | | |
| Gratuity | 2.67 | 2.26 |
| Leave Encashment | 1.14 | 1.26 |
| Total | 3.81 | 3.52 |

Note 22: Other Liabilities

(₹ in Crore)

| Particulars | As at March 31, 2024 | As at March 31, 2023 |
|----------------------------|-------------------------|-------------------------|
| (i) Non-Current | | |
| Deferred Government Grants | - | 0.06 |
| Deferred Income | 0.06 | - |
| Total | 0.06 | 0.06 |
| (ii) Current | | |
| Deferred Government Grants | 0.06 | 1.08 |
| Deferred Income | 0.03 | - |
| Interest Accrued on MSME | 0.42 | 0.29 |
| Advance from customers | 12.11 | 10.58 |
| Statutory dues payable | 5.96 | 7.15 |
| Others | 0.44 | - |
| Total | 19.02 | 19.10 |

Note 23: Current Tax Liabilities/(Assets)

(₹ in Crore)

| Particulars | As at March 31, 2024 | As at March 31, 2023 |
|----------------------|-------------------------|-------------------------|
| Current Tax Payable | 11.65 | 23.31 |
| Less : Prepaid Taxes | 17.21 | 22.44 |
| Total | (5.56) | 0.87 |

Note 24: Deferred Tax Liability

(₹ in Crore)

| Particulars | As at March 31, 2024 | As at March 31, 2023 |
|--|-------------------------|-------------------------|
| Deferred Tax Asset : | | |
| On account of Right of use of assets | 3.32 | 2.49 |
| On account of temporary differences on allowability of expenses for tax purposes | 8.65 | 7.63 |
| MAT Credit Entitlement | 44.89 | 46.84 |
| Total | 56.86 | 56.96 |

Notes to the Consolidated Financial Statements

Note 24: Deferred Tax Liability *Contd.*

(₹ in Crore)

| Particulars | As at March 31, 2024 | As at March 31, 2023 |
|--|-------------------------|-------------------------|
| Deferred Tax Liability : | | |
| On account of property plant & equipments (other than land) | 87.91 | 86.82 |
| On account of difference in the tax base value and carrying amount of land | 2.56 | 2.59 |
| On account of lease liabilities | 8.89 | 2.45 |
| Total | 99.36 | 91.36 |
| Deferred Tax Liability/ (Asset) - Net | 42.50 | 34.90 |

Note 24.1: Movement in deferred tax liabilities/ (assets)

(₹ in Crore)

| Particulars | Deferred Tax Assets | | | | Deferred Tax Liabilities | | | Total |
|------------------------------|------------------------------|------------------------|---------------------|--------------------------|------------------------------|--------------------------|-------------|--------------|
| | Employee retirement benefits | MAT credit entitlement | Right-of-Use Assets | Allowability of expenses | Property, plant & equipments | Deferred Tax Liabilities | Land | |
| At April 01, 2022 | (0.04) | (49.45) | (2.25) | (6.68) | 86.60 | 2.05 | 3.76 | 33.99 |
| Recognized in profit or loss | (0.23) | 2.61 | (0.24) | (0.35) | 0.22 | 0.40 | (1.17) | 1.24 |
| Recognized in OCI | (0.33) | - | - | - | - | - | - | (0.33) |
| At March 31, 2023 | (0.60) | (46.84) | (2.49) | (7.03) | 86.82 | 2.45 | 2.59 | 34.90 |
| Recognized in profit or loss | (0.81) | 1.95 | (0.83) | 0.10 | 1.09 | 6.44 | (0.03) | 7.91 |
| Recognized in OCI | (0.31) | - | - | - | - | - | - | (0.31) |
| At March 31, 2024 | (1.72) | (44.89) | (3.32) | (6.93) | 87.91 | 8.89 | 2.56 | 42.50 |

Pursuant to introduction of Section 115BAA of the Income Tax Act, 1961, the Domestic Companies now have an option to pay Corporate income tax at reduce rate plus applicable surcharge and cess (New Tax Rate) by foregoing certain exemptions/deductions. During the year, the Holding Company has assessed the financial year in which it will be able to opt for new Tax rate regime and accordingly has measured its deferred tax assets and liabilities using the income tax rates applicable in the year of reversal. This has resulted in reversal of deferred tax liabilities of ₹4.37 Crore during the year.

Note 25: Revenue from Operations

(₹ in Crore)

| Particulars | For the year ended March 31, 2024 | For the year ended March 31, 2023 |
|--------------------------------|--------------------------------------|--------------------------------------|
| Revenue from Operations | | |
| Manufactured Goods* | 2,333.77 | 2,602.83 |
| Traded Goods | 35.63 | 10.70 |
| Other Operating Revenue | | |
| Scrap Sales | 4.25 | 5.89 |
| Duty Drawback on Exports | 0.03 | 0.39 |
| Freight Charges Recovered | 17.95 | 32.58 |
| Others | 2.79 | 2.05 |
| Total | 2,394.42 | 2,654.44 |

*Refer Note 41

Notes to the Consolidated Financial Statements

Note 26: Other Incomes

(₹ in Crore)

| Particulars | For the year ended March 31, 2024 | For the year ended March 31, 2023 |
|---|--------------------------------------|--------------------------------------|
| Interest Income | | |
| - from banks and others | 2.20 | 0.38 |
| - from financial assets carried at amortized cost | 0.11 | 0.10 |
| Income from Rent | 0.60 | 1.72 |
| Profit on sale of Property, Plant & Equipments and Intangible Assets* | 17.33 | 0.05 |
| Balances/ Provision No longer required written back | 1.90 | 6.77 |
| Foreign Exchange Gain | 1.42 | - |
| Miscellaneous Income | 0.31 | 2.40 |
| Total | 23.87 | 11.42 |

* includes profit on sale of immovable properties

Note 27: Cost of Raw Material Consumed

(₹ in Crore)

| Particulars | For the year ended March 31, 2024 | For the year ended March 31, 2023 |
|--------------------------------------|--------------------------------------|--------------------------------------|
| Cost of raw material consumed | | |
| - Sugar cane | 1,578.36 | 1,556.17 |
| - Molasses | 20.69 | 26.34 |
| - Bagasse and other fuel | 4.96 | 5.46 |
| - Others | 0.13 | 0.28 |
| Total | 1,604.14 | 1,588.25 |

Note 28: Excise Duty on Sale of Goods

(₹ in Crore)

| Particulars | For the year ended March 31, 2024 | For the year ended March 31, 2023 |
|---------------------------------------|--------------------------------------|--------------------------------------|
| Excise Duty on Sale of Country liquor | 529.98 | 246.91 |
| Total | 529.98 | 246.91 |

Note 29: Purchase of Stock-in-Trade

(₹ in Crore)

| Particulars | For the year ended March 31, 2024 | For the year ended March 31, 2023 |
|----------------------------------|--------------------------------------|--------------------------------------|
| Cane Development Product | 0.03 | 0.45 |
| Purchase of Jaggery, Mishri etc. | 30.94 | 3.45 |
| Total | 30.97 | 3.90 |

Notes to the Consolidated Financial Statements

Note 30: Changes in inventories of finished goods, work-in-progress and stock-in-trade

(₹ in Crore)

| Particulars | | For the year ended March 31, 2024 | For the year ended March 31, 2023 |
|--|--------------|--------------------------------------|--------------------------------------|
| Closing Stock: : | | | |
| Finished stock | | 1,042.61 | 767.91 |
| Stock in Trade | | 0.11 | 0.21 |
| Work-in-Progress | | 15.54 | 25.69 |
| Total | (A) | 1,058.26 | 793.81 |
| Opening Stock : | | | |
| Finished stock | | 767.91 | 1,017.30 |
| Stock in Trade | | 0.21 | - |
| Work-in-Progress | | 25.69 | 20.46 |
| Total | (B) | 793.81 | 1,037.76 |
| (Increase)/ Decrease in Inventories | (B-A) | (264.45) | 243.95 |

Note 31: Employees benefits expenses

(₹ in Crore)

| Particulars | | For the year ended March 31, 2024 | For the year ended March 31, 2023 |
|---|--|--------------------------------------|--------------------------------------|
| Salaries and wages | | 87.01 | 98.94 |
| Contribution to Provident & other funds | | 6.96 | 6.83 |
| Gratuity* | | 1.55 | 1.27 |
| Voluntary retirement compensation | | 0.47 | 0.25 |
| Workmen & staff welfare expenses | | 0.67 | 0.73 |
| Total | | 96.66 | 108.02 |

*Refer note no. 46

Note 32: Depreciation and Amortization

(₹ in Crore)

| Particulars | | For the year ended March 31, 2024 | For the year ended March 31, 2023 |
|--|--|--------------------------------------|--------------------------------------|
| Depreciation of Property, Plant and Equipment* | | 45.51 | 37.32 |
| Depreciation of Right-of-Use Assets# | | 3.97 | 3.21 |
| Total | | 49.48 | 40.53 |

* Refer note no. 4

Refer note no. 5

Note 33: Finance costs

(₹ in Crore)

| Particulars | | For the year ended March 31, 2024 | For the year ended March 31, 2023 |
|--|--|--------------------------------------|--------------------------------------|
| Interest expenses on financial liabilities measured at amortize cost | | 41.36 | 41.28 |
| Interest on Lease Liability | | 0.68 | 0.71 |
| Other borrowing cost | | 1.97 | 2.76 |
| Interest others | | 0.24 | 0.06 |
| Interest on Gratuity Liability | | 1.77 | 1.43 |
| | | 46.02 | 46.24 |
| Less : Interest capitalized during the year | | 0.69 | 5.40 |
| Total | | 45.33 | 40.84 |

Notes to the Consolidated Financial Statements

Note 34: Other expense

(₹ in Crore)

| Particulars | For the year ended March 31, 2024 | For the year ended March 31, 2023 |
|--|--------------------------------------|--------------------------------------|
| Consumption of stores, spares & other manufacturing expenses | 54.21 | 54.70 |
| Cane development expenses | 4.50 | 4.40 |
| Consumption of Packing material | 47.85 | 33.78 |
| Power and fuel | 8.85 | 5.48 |
| Repair & Maintenance : | | |
| - Plant & machinery | 26.51 | 30.66 |
| - Building | 3.42 | 1.15 |
| - Others | 4.56 | 3.53 |
| Short Term lease/Low value item lease expenses | 3.87 | 2.87 |
| Rates and taxes | 12.89 | 12.55 |
| Insurance | 4.72 | 4.08 |
| Transfer to storage fund for molasses | 0.28 | 0.26 |
| Consultancy/Retainership/Professional Fees | 15.14 | 5.90 |
| Selling Expenses : | | |
| - Commission to selling agents | 2.59 | 3.64 |
| - Freight, Loading and other selling expenses | 41.10 | 80.40 |
| Demerger Expenses | 0.04 | 0.20 |
| Travelling & Conveyance | 8.00 | 7.64 |
| Security Services | 3.73 | 3.70 |
| Miscellaneous expenses | 13.09 | 13.49 |
| Charity and donations | 0.09 | 0.07 |
| CSR Expenses | 1.78 | 1.34 |
| Loss on sale/discarding of PPE | 3.54 | 0.02 |
| Allowance for Expected credit loss | 0.70 | 0.80 |
| Director sitting fees (incl. Commission to Independent Director) | 0.95 | 0.28 |
| Payment to Statutory Auditors | 0.69 | 0.44 |
| Foreign exchange Loss (net) | 0.01 | 0.72 |
| Total | 263.11 | 272.10 |

Note 35: Pre-Operative and trial run expenses capitalised

(₹ in Crore)

| Particulars | For the year ended March 31, 2024 | For the year ended March 31, 2023 |
|---|--------------------------------------|--------------------------------------|
| Pre-Operative and trial run expenses capitalised | | |
| Bagasse consumed | 2.42 | 5.33 |
| Raw Sugar consumed | - | 4.85 |
| Employee Benefits | - | 3.06 |
| Consultancy/Retainership/Professional Fees | - | 0.30 |
| Travelling & Conveyance | - | 0.24 |
| Miscellaneous expenses | - | 0.18 |
| Power & Fuel | - | 0.09 |
| Less: Realisable value of Trial run production | - | (0.64) |
| Total | 2.42 | 13.41 |

Notes to the Consolidated Financial Statements

Note 36: Exceptional Items

(₹ in Crore)

| Particulars | For the year ended March 31, 2024 | For the year ended March 31, 2023 |
|------------------------------|--------------------------------------|--------------------------------------|
| Accidental loss of molasses* | - | 8.95 |
| Insurance Claim Lodged* | - | (8.95) |
| Total | - | - |

*Refer note no. 54

Note 37: Tax expense

(a) Income Tax Expenses

(₹ in Crore)

| Particulars | For the year ended March 31, 2024 | For the year ended March 31, 2023 |
|--|--------------------------------------|--------------------------------------|
| Current Income Tax | 11.65 | 22.43 |
| Add: Tax Adjustments related to earlier year | (0.56) | - |
| Deferred Tax | 7.60 | 0.35 |
| Total | 18.69 | 22.78 |

(b) Reconciliation of tax expense and accounting profit multiplied by India's tax rate:

(₹ in Crore)

| Particulars | For the year ended March 31, 2024 | For the year ended March 31, 2023 |
|--|--------------------------------------|--------------------------------------|
| Profit for the year (before income tax expense) | 65.49 | 134.77 |
| Add: Other comprehensive income | (1.24) | (1.46) |
| Add/(Less): Loss/(profit) of subsidiary on which deferred tax not recognised | 1.38 | (3.93) |
| Total | 65.63 | 129.38 |
| Applicable tax rate | 34.94% | 29.12% |
| Computed tax expenses | 22.39 | 37.68 |
| Adjustments : | | |
| Expenses not allowed for tax purposes | 0.72 | 0.52 |
| Deferred tax on non-depreciable assets | (0.03) | (0.02) |
| Impact of differential rate in the year of reversal of DTA/DTL | (4.37) | (14.52) |
| Income tax Adjustments | (0.56) | (0.88) |
| Current Income Tax | 18.69 | 22.78 |
| Tax Expenses recognized in Statement of Profit and Loss | 18.69 | 22.78 |
| Effective Tax Rate | 28.54% | 16.90% |

Note 38: Other Comprehensive Income

(₹ in Crore)

| Particulars | For the year ended March 31, 2024 | For the year ended March 31, 2023 |
|--|--------------------------------------|--------------------------------------|
| A (i) Items that will not be reclassified to profit or loss | | |
| Actuarial gain/loss on employees benefits | (1.22) | (2.44) |
| (ii) Tax on above | 0.31 | 0.61 |
| B (i) Items that will be reclassified to profit or loss | | |

Notes to the Consolidated Financial Statements

Note 38: Other Comprehensive Income *Contd.*

(₹ in Crore)

| Particulars | For the year ended March 31, 2024 | For the year ended March 31, 2023 |
|--------------------------------------|--------------------------------------|--------------------------------------|
| Cash Flow Hedge | - | (0.13) |
| Foreign Currency Translation reserve | (0.02) | 1.11 |
| (ii) Tax on above | - | (0.28) |
| Total | (0.93) | (1.13) |

Note 39: Earnings per Share (EPS)

(₹ in Crore)

| Particulars | For the year ended March 31, 2024 | For the year ended March 31, 2023 |
|--|--------------------------------------|--------------------------------------|
| Basic & Diluted Earnings per share | | |
| a) Profit attributable to equity shareholders (₹ in Crore) | 46.49 | 111.10 |
| b) Weighted average number of equity shares outstanding (For Basic and Diluted EPS) Absolute no. | 66387590 | 66387590 |
| c) Nominal value per share (in ₹) | 10.00 | 10.00 |
| d) Earnings per share (Basic and Diluted) (in ₹) | 7.00 | 16.74 |

Note 40: Contingent Liabilities and Commitments

i. Contingent Liabilities (not provided for in Respect of):

(₹ in Crore)

| Particulars | As at March 31, 2024 | As at March 31, 2023 |
|---|--------------------------|--------------------------|
| i) Demands being disputed by the Company : | | |
| a) Income Tax Demand | 1.09 | - |
| b) Trade Tax, Purchase tax and Entry Tax demands | 7.46 | 7.49 |
| c) Stamp Duty demands | 18.26 | 18.26 |
| d) Other demands | 16.83 | 17.20 |
| e) Estimated amount of interest on above | 3.00 | 16.83 |
| ii) Claims against the company not acknowledged as debts : | | |
| a) Other liabilities | - | - |
| b) Income tax demand on processing of TDS Return* | 0.05 | - |
| c) In respect of some pending cases of employees and others# | Amount not ascertainable | Amount not ascertainable |

* The Company is in process of rectifying these returns and is confident that demand will be substantially reduced.

The amount shown above represents the best possible estimates arrived on the basis of available information. The uncertainties and timing of the cash flows are dependent on the outcome of the different legal process which have been invoked by the Group or the claimants as the case may be, therefore it cannot be estimated accurately. The Group does not expect any reimbursement in respect of above contingent liabilities.

ii. Capital Commitments

(₹ in Crore)

| Particulars | As at March 31, 2024 | As at March 31, 2023 |
|--|-------------------------|-------------------------|
| Estimated amount of contracts remaining to be executed on capital account and not provided for | 21.47 | 25.00 |

Notes to the Consolidated Financial Statements

Note 40: Contingent Liabilities and Commitments *Contd.*

III. Legal Cases

- i) Honorable Allahabad High Court in the case of PIL Rashtriya Kisan Mazdoor Sangathan VS State of U.P. passed a final order on March 09, 2017 directing the Cane Commissioner to decide afresh the issue as to whether the Sugar Mills are entitled for waiver of interest on the delayed payment of the price of sugarcane for the seasons 2012-13, 2013-14 and 2014-15 under the provisions of Section 17(3) of the U.P. Sugarcane (Regulations of Supply and Purchase) Act, 1953 (in short 'the Act'). The matter is yet to be finalised and pending before Supreme Court for adjudication. Based on the legal review of the facts of the case and considering past practice, no liability is likely to crystallise on the Holding Company in this matter.
- ii) Cane societies are in dispute with the State Government of Uttar Pradesh with regard to retrospective partial waiver of society commission payable by the sugar mills for the crushing seasons 2012-13, 2014-15 and 2015-16. Holding Company was the beneficiary of such waiver. The matter is yet to be finalised and pending before Supreme Court for adjudication. Based on the legal review of the facts of the case and considering past practice, no liability is likely to crystallise on the Holding Company in this matter.

Note 41: Revenue

The disclosures pertaining to disaggregation of revenue and performance obligation in terms of Ind AS 115 - Revenue from contracts with customers are as follows:

(a) Sugar

The Sugar segment of the Group principally generates revenue from manufacturing and sale of sugar and its by-products. Domestic sales of sugar is made on ex-factory terms/agreed terms to wholesale /institutional buyers/merchant exporters within the country. Domestic sugar sales is majorly done on advance payment terms.

Export sales of sugar to merchant exporters are done on ex-factory /delivered basis in terms of the agreement and revenue is recognised when the goods have been shipped to / delivered to the buyers' specific location (as per agreed terms). The sale price and payment terms is fixed as per contracted terms.

Power is supplied to distribution companies from the Holding Company's facilities in accordance with the sale price, payment terms and other conditions as per the Power Purchase Agreements ("PPA").

Bagasse and pressmud are sold generally on advance payment terms agreed to wholesaler institutional buyer to customers on ex-factory basis in terms of the agreement and revenue is recognised when the goods have been shipped to/delivered to the buyer.

(b) Bio Fuels & Spirits

The Bio Fuels & Spirits segment of the Group principally generates revenue from sale of industrial alcohol which mainly constitutes ethanol sold under contracts with Public and Private Oil Marketing Companies ("OMCs") and other products to institutional buyers.

For sale of ethanol under contracts with OMCs, sale price is pre-determined based on Expression of Interest ("EOI")/Tender floated from OMCs. The prices are on delivered cost basis at OMC's locations inclusive of all duties/levies/taxes/charges etc. Payment terms for sale of ethanol is within 45 days after delivery of material and submission of original invoices.

Other products like ENA, SDS etc. are sold on bulk basis to institutional buyers on ex-factory basis as per agreed terms. Revenue is recognised when goods have been shipped to the buyers' specific location as per agreed terms. The payment terms are fixed as per Company's credit policy which are up-to 45 days.

(c) Country Liquor

The Country Liquor segment of the Company principally generates revenue from sale of country liquor to CL2 Licence owners within state (i.e. Uttar Pradesh). Sales price of Country liquor includes freight cost and all duties including excise duty.

Country liquor are sales majorly on advance payment terms.

Notes to the Consolidated Financial Statements

Note 41: Revenue *Contd.*

(i) Disaggregated revenue information is as under:-

| Particulars | For the year ended March 31, 2024 | | | |
|---|-----------------------------------|---------------------|----------------|-----------------|
| | Sugar | Bio Fuels & Spirits | Country Liquor | Total |
| Major Product | | | | |
| Sugar | 1,163.92 | - | - | 1,163.92 |
| Molasses | 1.67 | - | - | 1.67 |
| Bio Fuels | - | 490.25 | - | 490.25 |
| Renewable Energy | 30.96 | - | - | 30.96 |
| Bagasse | 49.13 | - | - | 49.13 |
| Pressmud | 3.18 | - | - | 3.18 |
| Country Liquor | - | - | 594.37 | 594.37 |
| Others | 0.29 | - | - | 0.29 |
| Total | 1,249.15 | 490.25 | 594.37 | 2,333.77 |
| Timing of Revenue Recognition | | | | |
| Products transferred at a point in time | 1,249.15 | 490.25 | 594.37 | 2,333.77 |
| Products transferred over time | - | - | - | - |

(ii) Disaggregated revenue information is as under:-

| Particulars | For the year ended March 31, 2023 | | | |
|---|-----------------------------------|---------------------|----------------|-----------------|
| | Sugar | Bio Fuels & Spirits | Country Liquor | Total |
| Major Product | | | | |
| Sugar | 1,680.29 | - | - | 1,680.29 |
| Molasses | 2.05 | - | - | 2.05 |
| Bio Fuels | - | 544.86 | - | 544.86 |
| Renewable Energy | 48.61 | - | - | 48.61 |
| Bagasse | 50.53 | - | - | 50.53 |
| Pressmud | 2.26 | - | - | 2.26 |
| Country Liquor | - | - | 274.11 | 274.11 |
| Others | 0.12 | - | - | 0.12 |
| Total | 1,783.86 | 544.86 | 274.11 | 2,602.83 |
| Timing of Revenue Recognition | | | | |
| Products transferred at a point in time | 1,783.86 | 544.86 | 274.11 | 2,602.83 |
| Products transferred over time | - | - | - | - |

Notes to the Consolidated Financial Statements

Note 42: Leases

Following are the changes in the carrying value of other right-of-use assets for the year ended March 31, 2024:

The aggregate depreciation expense on ROU assets is included under depreciation and amortization expense in the Consolidated statement of Profit and Loss.

A. Right-of-Use Assets

(₹ in Crore)

| Particulars | For the year ended | For the year ended |
|------------------------------|--------------------|--------------------|
| | March 31, 2024 | March 31, 2023 |
| | Premises | |
| Opening Balance | 7.13 | 6.43 |
| Additions during the year | 6.33 | 3.91 |
| Deletions during the year | - | - |
| Depreciation during the year | 3.97 | 3.21 |
| Closing Balance | 9.49 | 7.13 |

B. The following is the movement in long term lease liabilities during the year

(₹ in Crore)

| Particulars | For the year ended | For the year ended |
|--------------------------------------|--------------------|--------------------|
| | March 31, 2024 | March 31, 2023 |
| | Premises | |
| Balance at the beginning | 7.02 | 5.86 |
| Additions during the year | 6.33 | 3.91 |
| Deletions during the year | - | - |
| Finance cost accrued during the year | 0.68 | 0.71 |
| Payment of lease liabilities | (3.89) | (3.46) |
| Balance at the end | 10.14 | 7.02 |

C. Following is the break-up of current and non-current lease liabilities

(₹ in Crore)

| Particulars | As at | As at |
|--------------------------------|----------------|----------------|
| | March 31, 2024 | March 31, 2023 |
| Lease Liabilities- Non Current | 6.61 | 4.76 |
| Lease Liabilities- Current | 3.53 | 2.26 |
| Total | 10.14 | 7.02 |

D. Contractual maturities of lease liabilities on an undiscounted basis:

The weighted average incremental borrowing rate applied is 7.95% (P.Y. 7.95%)

(₹ in Crore)

| Particulars | As at | As at |
|----------------------|----------------|----------------|
| | March 31, 2024 | March 31, 2023 |
| Less than one year | 4.21 | 3.37 |
| One to five years | 7.05 | 4.75 |
| More than five years | - | - |
| Total | 11.26 | 8.12 |

Rental expenses recorded for short term lease for the year ended March 31, 2024 are ₹3.87 Crore (P.Y. ₹2.87 Crore).

Notes to the Consolidated Financial Statements

Note 43: Government Grant

The Holding Company is eligible to receive various grants/ financial assistance as per the schemes announced by Central and UP State Government for Sugar Industry. The Holding Company has recognized these Government grants in the following manners:

(₹ in Crore)

| Particulars | Treatment in Accounts | For the year ended March 31, 2024 | For the year ended March 31, 2023 |
|--|----------------------------|-----------------------------------|-----------------------------------|
| 1. Revenue related Government grants: | | | |
| i) Interest subvention claim under Distillery Expansion Loan (Refer note a) | Deducted from finance cost | 2.39 | 2.87 |
| 2. Deferred Government grants: | | | |
| i) Deferred income relating to term loans on concessional rate from Sugar Development Fund | Deducted from finance cost | 0.03 | 0.13 |
| ii) Deferred income relating to term loans on concessional rate (Refer note b) | Deducted from finance cost | 1.05 | 2.28 |

- a) The Central Government, vide its Notification No. 1(10)/2018-SP-I dated July 19, 2018, notified a Scheme with a view to increase production of ethanol by enhancing the number of working days of existing in a year by installation new Incineration boilers or by adoption any other matter approved by Central Pollution Control Board (CPCB) for Zero Liquid Discharge (ZLD) in a distillery. Every Sugar Mill which fulfil the conditions stipulated in the scheme will be eligible for the interest subvention @ 6% per annum or 50% of the rate of interest charged by bank, whichever is lower, on the loans to be extended by banks, shall be borne by central Government for five years.

Till March 31, 2024, the Company has complied with all the conditions as stated in the scheme and submitted the claim for interest subvention. The interest subvention accrued under the Scheme till March 31, 2024 is ₹8.35 crore (P.Y. ₹5.93 crore) and out of which ₹1.05 crore (P.Y. ₹1.04 crore) has been received till March, 2024.

- b) The State Government, with a view to improve the liquidity position of private sector sugar mills of the State enabling them to clear the cane price arrears of crushing seasons 2016-17 and 2017-18 and timely settlement of cane price as per State Advised Price (SAP) fixed by the State Government, to the sugarcane farmers, has notified the scheme, namely "Scheme for Extending Financial Assistance to Sugar Undertakings-2018" vide notification No.: 15 /2018/1719/46-3-18-3 (36-A) / 2018 dated October 16, 2018. The Company had availed the term loan in the F.Y 2018-19 under the Scheme, wherein, the government grant has been received in form of Subsidized rate of interest.

Note 44: Segment Reporting

I) Identification of Segments

The Group's operating segments are established on the basis of those components of the Group that are evaluated regularly by the Board of Director's (the 'Chief Operating Decision Maker' as defined in Ind AS 108 - 'Operating Segments').

The chief operational decision maker monitors the operating results of its Business Segments separately for the purpose of making decisions about resource allocation and performance assessment. Segment performance is evaluated based on profit or loss and is measured consistently with profit or loss in the consolidated financial statements. Operating Segments have been identified by the management and reported taking into account, the nature of products and services, the differing risks and returns, the organization structure, and the internal financial reporting systems.

II) Operating Segments

The Group is organized into three main business segments, namely:

- Sugar which consists of manufacture and sale of Sugar and its by-products along with co-generation and sale of power,
- Bio Fuels & Spirits which consists of manufacture and sale of SDS, ENA, Ethanol, sanitizer etc.
- Country liquor.

No operating segments have been aggregated in arriving at the aforesaid reportable segments of the Group.

Notes to the Consolidated Financial Statements

Note 44: Segment Reporting *Contd.*

III) Geographical segments

Since the Group's activities/ operations are primarily within the country and considering the nature of products/ services it deals in, the risks and returns are same and as such there is only one geographical segment.

IV) Segment Accounting Policies:

In addition to the significant accounting policies applicable to the operating segments as set out in note 2, the accounting policies in relation to segment accounting are as under:"

a) Segment revenue and results:

Revenue and expenses directly attributable to segments are reported under each reportable segment. Other expenses and incomes which are not directly attributable to any business segment are shown as unallocable expenses (net of unallocated income).

b) Segment assets and liabilities:

Assets and liabilities that are directly attributable or allocable to segments are disclosed under each reportable segment. Unallocated assets include deferred tax, investments, interest bearing deposits loans to subsidiary and income tax refund. Unallocated liabilities include interest bearing liabilities, tax provisions and deferred tax. Capital expenditure pertains to additions made to fixed assets during the year and includes capital work in progress.

c) Inter segment sales/transfer:

Transactions between segments are primarily for materials which are transferred at cost /market determined prices. These transactions are eliminated in consolidation.

A. Summary of Segmental Information

For the Year Ended March 31, 2024

(₹ in Crore)

| Particulars | Sugar | Bio Fuels & Spirits | Country Liquor | Adjustments /Elimination | Total |
|---|-----------------|---------------------|----------------|--------------------------|-----------------|
| i. Segment Revenue | | | | | |
| a) External Sales | 1,296.05 | 504.00 | 594.37 | - | 2,394.42 |
| b) Inter Segment Sales | 327.37 | 17.36 | - | (344.73) | - |
| Revenue from operation (a+b) | 1,623.42 | 521.36 | 594.37 | (344.73) | 2,394.42 |
| ii. Segment Results | | | | | |
| Profit before exceptional items, Tax and Interest from each segment | 79.90 | 56.44 | 9.48 | - | 145.82 |
| Less/ Add :Other Unallocable Expense/Income net off Unallocable (Income) / Expenses | - | - | - | 35.00 | 35.00 |
| Less : Finance costs | - | - | - | 45.33 | 45.33 |
| Net Profit before Exceptional Items and Tax | | | | | 65.49 |
| Less: Exceptional Item | - | - | - | - | - |
| Less: Tax expense (Net) | - | - | - | - | 19.00 |
| Net Profit after Tax | | | | | 46.49 |
| iii). Other Information | | | | | |
| a) Segment Assets | 1,902.15 | 305.76 | 38.31 | 66.59 | 2,312.81 |
| Total Assets | 1,902.15 | 305.76 | 38.31 | 66.59 | 2,312.81 |
| b) Segment Liabilities | 178.92 | 8.84 | 14.75 | 1,098.83 | 1,301.34 |
| Total Liabilities | 178.92 | 8.84 | 14.75 | 1,098.83 | 1,301.34 |
| c) Capital Expenditure | 148.09 | 2.25 | 7.72 | 1.09 | 159.15 |
| d) Depreciation | 32.19 | 12.43 | 0.90 | 3.96 | 49.48 |
| e) Non Cash Expenditure other than Depreciation | 2.63 | 1.50 | 0.11 | - | 4.24 |

Notes to the Consolidated Financial Statements

Note 44: Segment Reporting *Contd.*

For the Year Ended March 31, 2023

(₹ in Crore)

| Particulars | Sugar | Bio Fuels & Spirits | Country Liquor | Adjustments / Elimination | Total |
|---|-----------------|---------------------|----------------|---------------------------|-----------------|
| i. Segment Revenue | | | | | |
| a) External Sales | 1,825.39 | 553.42 | 275.63 | - | 2,654.44 |
| b) Inter Segment Sales | 432.92 | 10.34 | - | (443.26) | - |
| Revenue from operation (a+b) | 2,258.31 | 563.76 | 275.63 | (443.26) | 2,654.44 |
| ii. Segment Results | | | | | |
| Profit before exceptional items, Tax and Interest from each segment | 106.44 | 108.90 | 1.31 | - | 216.65 |
| Less/ Add :Other Unallocable Expense/Income net off Unallocable (Income) / Expenses | - | - | - | 41.04 | 41.04 |
| Less : Finance costs | - | - | - | 40.84 | 40.84 |
| Net Profit before Exceptional Items and Tax | | | | | 134.77 |
| Less: Exceptional Item | - | - | - | - | - |
| Less: Tax expense (Net) | - | - | - | - | 23.76 |
| Net Profit after Tax | | | | | 111.10 |
| iii). Other Information | | | | | |
| a) Segment Assets | 1,566.58 | 358.40 | 35.95 | 116.53 | 2,077.46 |
| Total Assets | 1,566.58 | 358.40 | 35.95 | 116.53 | 2,077.46 |
| b) Segment Liabilities | 222.45 | 13.71 | 4.33 | 848.24 | 1,088.73 |
| Total Liabilities | 222.45 | 13.71 | 4.33 | 848.24 | 1,088.73 |
| c) Capital Expenditure | 162.58 | 36.53 | 11.30 | 2.85 | 213.26 |
| d) Depreciation | 27.87 | 11.01 | 0.43 | 1.22 | 40.53 |
| e) Non Cash Expenditure other than Depreciation | 0.82 | - | - | - | 0.82 |

B. Geographical information : Segment Revenue & Non Current Assets by location

(₹ in Crore)

| Particulars | For the year ended March 31, 2024 | For the year ended March 31, 2023 |
|--|-----------------------------------|-----------------------------------|
| External Revenue | | |
| India | 2,331.49 | 2,342.58 |
| Outside India | 62.93 | 311.86 |
| Total | 2,394.42 | 2,654.44 |
| Non Current Assets (other than financial assets)* | | |
| India | 1,059.43 | 950.38 |
| Outside India | - | - |
| Total | 1,059.43 | 950.38 |

*Non-current assets exclude those relating to Investments and non-current financial assets.

C. Information about major customer

Number of customers individually accounted for more than 10% of the revenue in the year ended March 31,2024 - NIL (PY : NIL)

Notes to the Consolidated Financial Statements

Note 45: Related Party Disclosures

Information on related party transactions pursuant to Ind AS 24 -

A. List of Related Parties with whom transactions have taken place and relationships as on March 31, 2024

| | |
|--|---|
| i. Subsidiary (Wholly Owned Subsidiary) | Dhampur International Pte Limited |
| ii. Directors and Key Management Personnel (KMP) | Mr. Vijay Kumar Goel, Chairman |
| | Mr. Ashwani Kumar Gupta, Vice Chairman |
| | Mr. Gautam Goel, Managing Director |
| | Mr. Sandeep Kumar, Whole Time Director |
| | Mrs. Bindu Vashist Goel, Non Executive Director |
| | Mrs. Ruchika Amrish Mehra Kothari, Independent Director |
| | Mr. Samir Thukral, Independent Director |
| | Mr. Vishal Saluja, Independent Director |
| | Mr. Kishor Shah, Independent Director |
| | Mr. Nalin Kumar Gupta, Chief Financial Officer (ceased to be Director w.e.f. May 30, 2022) (Appointed as Chief Financial Officer w.e.f. May 30, 2022) |
| | Mr. Mukul Sharma, Director (ceased to be Director w.e.f. May 30, 2022) |
| | Mrs. Ashu Rawat, Company Secretary |
| iii. Relative's of Directors and Key Management Personnel | Mrs. Deepa Goel, Relative of KMP |
| | Mrs. Aparna Jalan, Relative of KMP |
| | Mrs. Ritu Sanghi, Relative of KMP |
| | Mrs. Shefali Poddar, Relative of KMP |
| | Mr. Sanjay Gupta, Relative of KMP |
| | Mr. Kuldeep Sharma, Relative of KMP |
| iv. Enterprises which have significant influence and also owned or significantly influenced by directors/Key Management Personnel or their relatives | Shudh Edible Products Private Limited |
| | Academy of Modern Learning Trust |
| | Sonitron Bio Organics Private Limited |
| | Sonitron Chemicals Private Limited |
| | J.P & Sons (ceased to be related party w.e.f. May 30, 2022) |

B. Disclosure of transactions between the Company and Related Parties and the status of outstanding balances as on March 31, 2024

(₹ in Crore)

| Particulars | For the year ended March 31, 2024 | For the year ended March 31, 2023 |
|---|--------------------------------------|--------------------------------------|
| Transactions during the year ended | | |
| Rent Paid | 3.31 | 2.40 |
| Shudh Edible Products Private Limited | 3.31 | 2.40 |
| Remuneration to Directors, KMP and their Relatives | 8.86 | 13.91 |
| Mr. Vijay Kumar Goel | 1.73 | 3.70 |
| Mr. Gautam Goel | 4.23 | 7.06 |
| Mr. Sandeep Kumar | 1.22 | 1.53 |

Notes to the Consolidated Financial Statements

Note 45: Related Party Disclosures *Contd.*

(₹ in Crore)

| Particulars | For the year ended March 31, 2024 | For the year ended March 31, 2023 |
|--|--------------------------------------|--------------------------------------|
| Mr. Nalin Kumar Gupta | 0.73 | 0.75 |
| Mr. Mukul Sharma | - | 0.07 |
| Mrs. Ashu Rawat | 0.20 | 0.19 |
| Mr. Sanjay Gupta | 0.06 | 0.06 |
| Mr. Kuldeep Sharma | 0.10 | - |
| Mrs. Bindu Vashist Goel | 0.59 | 0.55 |
| Dividend to Directors, KMPs, Shareholders and Other Promoters | 11.71 | - |
| Mr. Vijay Kumar Goel | 0.12 | - |
| Mr. Gautam Goel | 1.48 | - |
| Mr. Sandeep Kumar | # | - |
| Mrs. Bindu Vashist Goel | 0.03 | - |
| Mr. Nalin Kumar Gupta | # | - |
| Shudh Edible Products Private Limited | 3.89 | - |
| Sonitron Limited | 3.97 | - |
| Mrs. Deepa Goel | 2.19 | - |
| Mrs. Aparna Jalan | 0.02 | - |
| Mrs. Ritu Sanghi | # | - |
| Mrs. Shefali Poddar | 0.01 | - |
| Expenses paid | 0.71 | 8.79 |
| Academy of Modern Learning Trust for CSR Expenses | 0.62 | 3.73 |
| J.P & Sons for freight charges | - | 5.06 |
| Mr. Kuldeep Sharma | 0.09 | - |
| Sale of Goods | 0.02 | - |
| Sonitron Bio Organics Private Limited | 0.02 | - |
| Purchase of Goods | 0.01 | - |
| Sonitron Bio Organics Private Limited | 0.01 | - |
| Sonitron Chemicals Private Limited | # | - |
| Sale of Property, Plant & Equipments | 4.42 | - |
| Academy of Modern Learning Trust | 4.42 | - |
| Sitting fees to Directors including commission | 0.94 | 0.28 |
| Mr. Vijay Kumar Goel | - | 0.01 |
| Mr. Ashwani Kumar Gupta | 0.18 | 0.05 |
| Mr. Gautam Goel | - | 0.01 |
| Mr. Sandeep Kumar | - | 0.01 |
| Mrs. Bindu Vashist Goel | 0.14 | 0.03 |
| Mr. Samir Thukral | 0.17 | 0.04 |
| Mr. Vishal Saluja | 0.14 | 0.04 |
| Mr. Kishor Shah | 0.17 | 0.04 |
| Mr. Nalin Kumar Gupta | - | 0.01 |
| Mr. Mukul Sharma | - | 0.01 |
| Mrs. Ruchika Amrish Mehra Kothari | 0.14 | 0.03 |
| Payables | 0.51 | 6.22 |
| Shudh Edible Products Private Limited | 0.06 | 0.47 |

Notes to the Consolidated Financial Statements

Note 45: Related Party Disclosures *Contd.*

(₹ in Crore)

| Particulars | For the year ended March 31, 2024 | For the year ended March 31, 2023 |
|---------------------------------------|--------------------------------------|--------------------------------------|
| Mr. Vijay Kumar Goel | - | 2.09 |
| Mr. Gautam Goel | 0.45 | 3.61 |
| Mr. Sandeep Kumar | - | 0.04 |
| Mr. Nalin Kumar Gupta | # | 0.01 |
| Mr. Mukul Sharma | - | # |
| Mrs. Ashu Rawat | # | # |
| Receivables | 0.05 | - |
| Mr. Vijay Kumar Goel | 0.05 | - |
| Security Deposits | 1.20 | 1.20 |
| Shudh Edible Products Private Limited | 1.20 | 1.20 |

The details of remuneration paid to Chairman, Managing Director, Whole Time Director, Chief Operating Officer and Key Management Personnel are as under :-

(₹ in Crore)

| Particulars | Mr. Vijay Kumar Goel | Mr. Gautam Goel | Mr. Sandeep Kumar | Mr. Nalin Kumar Gupta | Mrs. Ashu Rawat |
|---|-------------------------|--------------------|----------------------|--------------------------|--------------------|
| Year ended March 31, 2024 | | | | | |
| Short-term employee benefits | | | | | |
| Salary | 1.47 | 3.88 | 1.33 | 0.65 | 0.18 |
| Perquisites | 0.26 | 0.03 | 0.09 | # | # |
| Bonus | - | - | - | # | # |
| Commission | - | - | - | - | - |
| Post-employment benefits | | | | | |
| Contribution to Provident Fund, Gratuity and other Funds* | - | 0.31 | - | 0.08 | 0.01 |

| Particulars | Mr. Vijay Kumar Goel | Mr. Gautam Goel | Mr. Sandeep Kumar | Mr. Nalin Kumar Gupta | Mrs. Ashu Rawat | Mr. Mukul Sharma |
|---|-------------------------|--------------------|----------------------|--------------------------|--------------------|---------------------|
| Year ended March 31, 2023 | | | | | | |
| Short-term employee benefits | | | | | | |
| Salary | 1.36 | 3.64 | 1.03 | 0.39 | 0.13 | 0.07 |
| Perquisites | 0.22 | 0.34 | 0.28 | 0.17 | 0.06 | - |
| Bonus | - | - | 0.17 | 0.17 | # | - |
| Commission | 2.00 | 3.00 | - | - | - | - |
| Post-employment benefits | | | | | | |
| Contribution to Provident Fund, Gratuity and other Funds* | 0.12 | 0.07 | 0.05 | 0.01 | # | - |

Represent amount below ₹50,000/-

* As the liability for gratuity is provided on actuarial basis for the Company as a whole, amounts accrued pertaining to key managerial personnel are not included above.

Notes to the Consolidated Financial Statements

Note 45: Related Party Disclosures *Contd.*

C. Terms and Conditions of Settlement

The transactions with the related parties are made on term equivalent to those that prevail in arm's length transactions. The assessment is under taken each financial year through examining the financial position of the related party and in the market in which the related party operates. Outstanding balances at the year end are un-secured and settlement occurs in cash.

Note 46: Employees benefits

The required disclosures of employees benefits as per Indian Accounting Standard (Ind AS) -19 are given hereunder :-

(i) Defined contribution plan :

The Holding Company's defined contribution plans are Employees' Pension Scheme, Employees' Provident Fund (under the provisions of Employees' Provident Funds and Miscellaneous Provisions Act, 1952) and Employees State Insurance. The Holding Company has no further obligations beyond making the contributions.

(₹ in Crore)

| Particulars | For the year ended March 31, 2024 | For the year ended March 31, 2023 |
|---|--------------------------------------|--------------------------------------|
| Employer's Contribution to Provident Fund | 4.52 | 4.39 |
| Employer's Contribution to Pension Fund | 2.08 | 2.10 |

(ii) Defined benefit plan :

In respect of defined benefit scheme of gratuity (Based on actuarial valuation) :

The gratuity plan is governed by the payment of Gratuity Act,1972. Under the said Act an employee who has completed five years of services is entitled to specific benefit. The Gratuity Plan provides a lump-sum payment to vested employees at retirement, death, incapacitation or termination of employment, of an amount based on the respective employee's salary and the tenure of employment with the Holding Company.

In respect of defined scheme of Compensated absences

The accumulated Compensated absences, expected to be carried forward beyond the period of twelve months from the reporting date as per Holding Company's policy, are measured on Acturial valuation using projected unit credit method for the unused entitlement and respective employee's salary.

The Company is exposed to various risks in providing the above defined benefit which are as follows:

Interest Rate risk :

The plan exposes the Company to the risk of fall in interest rates. A fall in interest rates will result in an increase in the ultimate cost of providing the above benefit and will thus result in an increase in the value of the liability (as shown in financial statements).

Salary escalation risk :

The present value of the defined benefit plan is calculated with the assumption of salary increase 0.50% per annum of plan participants in future. Deviation in the rate of increase of salary in future for plan participants from the rate of increase in salary used to determine the present value of obligation will have a bearing on the plan's liability.

Actual mortality & disability :

Deaths & disability cases proving lower or higher than assumed in the valuation can impact the liabilities.

The following tables summaries the components of net benefit expense recognized in the statement of Profit and Loss :

Notes to the Consolidated Financial Statements

Note 46: Employees benefits *Contd.*

a) Details of Non funded post retirement plans are as follows:

I. Expenses recognized in the statement of profit and loss:

(₹ in Crore)

| Particulars | For the year ended March 31, 2024 | | For the year ended March 31, 2023 | |
|---|--------------------------------------|---------------------|--------------------------------------|---------------------|
| | Gratuity | Leave Encashment | Gratuity | Leave Encashment |
| Current service cost | 1.55 | 0.47 | 1.27 | 0.54 |
| Interest Cost | 1.68 | 0.09 | 1.43 | - |
| Past Service Cost | - | - | - | 0.65 |
| Expense recognized in the statement of profit and loss | 3.23 | 0.56 | 2.70 | 1.19 |

II. Other comprehensive income

(₹ in Crore)

| Particulars | For the year ended March 31, 2024 | | For the year ended March 31, 2023 | |
|---|--------------------------------------|---------------------|--------------------------------------|---------------------|
| | Gratuity | Leave Encashment | Gratuity | Leave Encashment |
| Actuarial gain / (loss) arising from: | | | | |
| - Change in financial assumptions | (1.04) | (0.18) | 0.30 | - |
| - Change in experience adjustments | - | - | (2.74) | - |
| Components of defined benefit costs recognized in other comprehensive income | (1.04) | (0.18) | (2.44) | - |

The current service cost and the net interest expense for the year are included in the 'Employee benefits expense' line item in the Consolidated Statement of profit & loss. The remeasurement of the net defined benefit liability is included in other comprehensive income.

III. Change in present value of defined benefit obligation:

(₹ in Crore)

| Particulars | For the year ended March 31, 2024 | | For the year ended March 31, 2023 | |
|--|--------------------------------------|---------------------|--------------------------------------|---------------------|
| | Gratuity | Leave Encashment | Gratuity | Leave Encashment |
| Present value of defined benefit obligation at the beginning of the year | 22.68 | 1.19 | 19.91 | - |
| Interest expense/(income) | 1.68 | 0.09 | 1.43 | - |
| Current service cost | 1.55 | 0.47 | 1.27 | 0.54 |
| Past service cost | - | - | - | 0.65 |
| Benefits paid | (2.42) | (0.29) | (2.37) | - |
| Actuarial (gain)/ loss arising from: | | | | |
| - Change in financial assumptions | 1.04 | 0.18 | (0.30) | - |
| - Change in experience adjustment | - | - | 2.74 | - |
| - Change in Demographic assumptions | - | - | - | - |
| Present value of defined obligation at the end of the year | 24.53 | 1.64 | 22.68 | 1.19 |

Notes to the Consolidated Financial Statements

Note 46: Employees benefits *Contd.*

IV. Net liability recognized in the Balance Sheet as at the year end:

(₹ in Crore)

| Particulars | As at March 31, 2024 | | As at March 31, 2023 | |
|--|-------------------------|---------------------|-------------------------|---------------------|
| | Gratuity | Leave Encashment | Gratuity | Leave Encashment |
| Present Value of Benefit Obligation at the end of the year | 24.53 | 1.64 | 22.68 | 1.19 |
| Fair Value of Plan Assets at the end of the year | - | - | - | - |
| Net Liability/(Asset) Recognized in the Balance Sheet | 24.53 | 1.64 | 22.68 | 1.19 |
| Current liability | 2.67 | 0.28 | 2.26 | 0.28 |
| Non- current liability | 21.86 | 1.36 | 20.42 | 0.91 |

V. Actuarial assumptions:

| Particulars | For the year ended March 31, 2024 | | For the year ended March 31, 2023 | |
|--|--------------------------------------|-----------------------------|--------------------------------------|-----------------------------|
| | Gratuity | Leave Encashment | Gratuity | Leave Encashment |
| Discount rate (per annum)% | 7.10% - 7.16% | 7.10% - 7.16% | 7.40% - 7.41% | 7.40% - 7.41% |
| Expected rate of salary increase % | 5.00% | 5.00% | 5.00% | 5.00% |
| Retirement / superannuation Age (year) | 60 | 60 | 60 | 60 |
| Mortality rates | 100% of IALM (2012 - 14) | 100% of IALM (2012 - 14) | 100% of IALM (2012 - 14) | 100% of IALM (2012 - 14) |

VI. Maturity profile of defined benefit obligation:

(₹ in Crore)

| Particulars | For the year ended March 31, 2024 | | For the year ended March 31, 2023 | |
|--|--------------------------------------|---------------------|--------------------------------------|---------------------|
| | Gratuity | Leave Encashment | Gratuity | Leave Encashment |
| Expected cash flows (valued on undiscounted basis): | | | | |
| With in 0 to 1 Year | 2.63 | 0.37 | 2.26 | 0.28 |
| With in 1 to 2 Year | 1.80 | 0.05 | 1.52 | 0.03 |
| With in 2 to 3 Year | 1.96 | 0.09 | 1.60 | 0.03 |
| With in 3 to 4 Year | 2.20 | 0.08 | 1.83 | 0.05 |
| With in 4 to 5 Year | 1.70 | 0.06 | 1.79 | 0.05 |
| With in 5 to 6 Year | 1.97 | 0.07 | 1.45 | 0.04 |
| 6 Year onwards | 12.27 | 0.92 | 12.23 | 0.71 |
| Total expected payments | 24.53 | 1.64 | 22.68 | 1.19 |

The average duration of the defined benefit plan obligation at the end of the balance sheet date(in years)

Notes to the Consolidated Financial Statements

Note 46: Employees benefits *Contd.*

VII. Sensitivity analysis on present value of defined benefit obligations:

(₹ in Crore)

| Particulars | For the year ended March 31, 2024 | | For the year ended March 31, 2023 | |
|--------------------------------|--------------------------------------|---------------------|--------------------------------------|---------------------|
| | Gratuity | Leave Encashment | Gratuity | Leave Encashment |
| | a) Discount rates | | | |
| 0.50% increases | (0.91) | (0.07) | (0.72) | (0.05) |
| 0.50% decreases | 0.89 | 0.07 | 0.76 | 0.05 |
| b) Salary growth rate : | | | | |
| 0.50% increases | 0.89 | 0.07 | 0.77 | 0.06 |
| 0.50% decreases | (0.93) | (0.07) | (0.73) | (0.05) |

Sensitivity analysis presented above may not be representative of the actual change in the defined benefit obligation as it is unlikely that the change in assumptions would occur in isolation of one another as some of the assumptions may be correlated.

The sensitivity analysis above has been determined based on a method that extrapolates the impact on defined benefit obligation as a result of reasonable changes in key assumptions occurring as at the balance sheet date.

All sensitives are calculated using the same actuarial method as for the disclosed present value of the defined benefits obligation at year end.

The history of experience adjustments for non-funded retirement plans (Gratuity) are as follows :

(₹ in Crore)

| Particulars | FY 2023-24 | FY 2022-23 | FY 2021-22 |
|--|------------|------------|------------|
| Present value of obligation as at the end of the year | 24.53 | 22.68 | 19.91 |
| Fair value of plan assets as at the end of the year | - | - | - |
| Net liability/(assets) recognized in the balance sheet | 24.53 | 22.68 | 19.91 |
| Net actuarial gain/(loss) recognized | (1.04) | (2.44) | 0.12 |

Note 47: Borrowings- Nature of Security and Terms of Repayment

a) Nature of Security in respect of Long Term Borrowings:

- (i) Rupee term loan from PNB (funded by State Government U.P.) is secured by first parri passu charge on block of fixed assets and current Assets of the Holding Company and further secured by personal guarantee of Managing Director of the Holding Company
- (ii) Rupee term loan from PNB is secured by first pari passu charge on block of fixed assets of the Holding Company and further secured by personal guarantee of Managing Director of the Holding Company.
- (iii) Rupee Term loan from PNB are secured by first pari passu charge on entire block of assets of Asmoli Unit of the Holding Company and further secured by personal guarantee of Managing Director of the Holding Company
- (iv) Rupee term loan from HDFC Bank are secured by first parri passu charge on all the movable fixed assets of the Holding Company, both present and future and further secured by personal guarantee of the Managing Director of the Holding Company.
- (v) Rupee term loan from ICICI Bank are secured by first parri passu charge on all the movable fixed assets of the Holding Company, both present and future.
- (vi) Rupee term loan from Sugar Development Fund (SDF) are secured by first parri passu charge over the movable and immovable properties of Division - Sugar, situated at unit Asmoli of the Holding Company. The term loan was sanctioned in the name of Dhampur Sugar Mills Limited, the Demerged Company and pending documentation for transfer it in name of the Holding Company. The same is continuing in the name of Demerged Company. The outstanding amount of loan is Nil as at 31/03/2024.

Notes to the Consolidated Financial Statements

Note 47: Borrowings- Nature of Security and Terms of Repayment *Contd.*

b) Terms of repayment :

| Name of banks / entities | Rate of Interest (ROI) % p.a. as March 31, 2024 | Amount outstanding as at March 31, 2024 | Repayment of Term Loans | | | | | | |
|---|---|---|-------------------------|--------------|--------------|--------------|--------------|-------------|------|
| | | | 2024-25 | 2025-26 | 2026-27 | 2027-28 | 2028-29 | 2029-30 | |
| 1) Punjab National Bank | | | | | | | | | |
| Term loan from bank (Soft Loan) | 5.00% | 6.49 | 6.49 | - | - | - | - | - | - |
| Term loan from bank (Expansion for Distillery Capacity - Asmoli) | 8.85% | 42.12 | 16.85 | 16.85 | 8.42 | - | - | - | - |
| Term loan from bank (Expansion for Distillery Capacity - Asmoli) | 8.85% | 1.50 | 1.50 | - | - | - | - | - | - |
| Term loan from bank (Expansion and debottlenecking for all units) | 8.55% | 72.33 | 11.25 | 15.00 | 15.00 | 15.00 | 15.00 | 15.00 | 1.08 |
| 2) Term loan from HDFC bank | 8.30% | 63.00 | 14.00 | 14.00 | 14.00 | 14.00 | 14.00 | 7.00 | - |
| 3) Term loan from ICICI bank | 8.65% | 56.00 | 14.00 | 14.00 | 14.00 | 14.00 | 14.00 | - | - |
| Grand-Total | | 241.44 | 64.09 | 59.85 | 51.42 | 43.00 | 22.00 | 1.08 | |

c) Nature of Security in respect of Short Term Borrowings:

Working Capital facility from Punjab National Bank are secured :

- by way of first parri passu charge and pledge of stocks of sugar and sugar-in-process both present and future.
- by way of first parri passu charge and hypothecation of molasses, bagasse, general stores, chemicals unit finished goods/raw material, co-generation unit raw material, book debts etc. both present and future of the Holding Company.
- by way of third parri passu charge on the block of fixed assets/immovable properties of the Holding Company.
- by personal guarantee of the Managing Director of the Holding Company.

Working Capital facility from ICICI Bank are secured :

- by way of first pari passu charge on current assets of the Holding company.
- by way of third parri passu charge on the block of fixed assets/immovable properties of the Holding Company.

Working Capital facility from all District Co-operative Banks are secured:

- by way of pledge of stocks of sugar
- by personal guarantee of Managing Director of the Holding Company

Working Capital facility from Prathma U P Gramin Bank are secured:

- by way of first pari passu charge on sugar stock of white crystal/raw sugar/ BISS & other processed sugar in bags and sugar in process.
- by way of third parri passu charge on the block of fixed assets/immovable properties of the Holding Company.
- by personal guarantee of Managing Director of the Holding Company

Notes to the Consolidated Financial Statements

Note 47: Borrowings- Nature of Security and Terms of Repayment *Contd.*

Working Capital facility from HDFC Bank are backed by:

- by way of first pari passu charge on current assets of the Holding company.
- by way of third pari passu charge on the block of fixed assets/immovable properties of the Holding Company.

Note 48: Financial instruments - Accounting, classification and fair value measurement

I. Financial instruments by category

The criteria for recognition of financial instruments is explained in accounting policies for Group.

II Method and assumptions used to estimate fair values:

1. Fair value of cash and cash equivalents, bank balances other than cash and cash equivalents, trade and other receivables, other current financial assets, short term borrowings from banks and financial institutions, trade and other payables and other current financial liabilities approximate their carrying amounts due to the short-term nature of these instruments.
2. The fair values of borrowings (non-current) consisting of loans from banks and government authorities are determined by using discounted cash flow method that reflects the Group's borrowing rate at the end of the reporting period. The own non-performance risks as at year end was assessed to be insignificant.

(₹ in Crore)

| Particulars | Level | Carrying Value as at | | Fair Value as at | |
|------------------------------|---------|----------------------|-----------------|------------------|-----------------|
| | | March 31, 2024 | March 31, 2023 | March 31, 2024 | March 31, 2023 |
| Financial Assets | | | | | |
| At Amortized cost | | | | | |
| Others Financial Assets | Level 3 | 3.05 | 2.69 | 3.05 | 2.69 |
| Trade receivables | Level 3 | 87.53 | 153.67 | 87.53 | 153.67 |
| Cash and Bank Balances | Level 3 | 5.99 | 104.05 | 5.99 | 104.05 |
| Other Bank Balances | Level 3 | 27.48 | 3.41 | 27.48 | 3.41 |
| Total | | 124.05 | 263.82 | 124.05 | 263.82 |
| Financial Liabilities | | | | | |
| At Amortized cost | | | | | |
| Non Current | | | | | |
| Borrowings | Level 3 | 1,046.81 | 803.31 | 1,046.81 | 803.31 |
| Lease Liabilities | Level 3 | 10.14 | 7.02 | 10.14 | 7.02 |
| Trade payables | Level 3 | 137.23 | 163.89 | 137.23 | 163.89 |
| Other Financial Liabilities | Level 3 | 18.55 | 34.73 | 18.55 | 34.73 |
| Total | | 1,212.73 | 1,008.95 | 1,212.73 | 1,008.95 |

III Fair Value Hierarchy

The fair value of the financial assets and financial liabilities are included at the amount at which the instrument could be exchanged in a current transaction between willing parties, other than in a forced or liquidation sale.

The following table provides the fair value measurement hierarchy of Group's asset and liabilities, grouped into Level 1 to Level 3 as described below :-

Level 1: Quoted prices (unadjusted) in active markets for identical assets or liabilities.

Level 2: Inputs other than quoted prices included within Level 1 that are observable for the asset or liability, either directly or indirectly.

Level 3: Inputs for the assets or liabilities that are not based on observable market data (unobservable inputs)."

Notes to the Consolidated Financial Statements

Note 48: Financial instruments - Accounting, classification and fair value measurement *Contd.*

Management uses its best judgement in estimating the fair value of its financial instruments. However, there are inherent limitations in any estimation technique. Therefore, for substantially all financial instruments, the fair value estimates presented above are not necessarily indicative of the amounts that the Group could have realized or paid in sale transactions as of respective dates. As such, the fair value of financial instruments subsequent to the reporting dates may be different from the amounts reported at each reporting date.

Note 49: Financial Risk Management

The group has in place comprehensive risk management policy in order to identify measure, monitor and mitigate various risks pertaining to its business. Along with the risk management policy, an adequate internal control system, commensurate to the size and complexity of its business, is maintained to align with the philosophy of the group. Together they help in achieving the business goals and objectives consistent with the Group's strategies to prevent inconsistencies and gaps between its policies and practices. The Board of Directors/committees reviews the adequacy and effectiveness of the risk management policy and internal control system. The Group's financial risk management is an integral part of how to plan and execute its business strategies. The Group has exposure to the following risks arising from financial instruments:

- Credit risk
- Liquidity risk and
- Market risk

I Credit risk

Credit risk is the risk that counterparty will not meet its obligations under a financial instrument or customer contract, leading to a financial loss. The Group's sugar sales and country liquor sales are mostly on advance terms. Power and ethanol are sold to state government entities, thereby the credit default risk is significantly mitigated.

The impairment for trade receivables are based on assumptions about risk of default and expected loss rates. The Group uses judgement in making these assumptions and selecting the inputs to the impairment calculation, based on the Group's past history, existing market conditions as well as forward looking estimates at the end of each balance sheet date.

Financial assets are written off when there is no reasonable expectation of recovery, however the Group continues to attempt to recover the receivables. Where recoveries are made, subsequently these are recognized in the statement of profit and loss.

The Group major exposure of credit risk is from trade receivables, which are unsecured and derived from external customers.

Expected credit loss for trade receivable on simplified approach :

The ageing analysis of the trade receivables (gross of provision) has been considered from the date the invoice falls due :

(₹ in Crore)

| Particulars | Carrying Value | Less than 6 months | More than 6 months | Total |
|--|----------------|--------------------|--------------------|---------------|
| As at March 31, 2023 | | | | |
| Gross Carrying Amount | 154.53 | 152.65 | 1.88 | 154.53 |
| Less: Allowance for expected credit losses | 0.86 | - | - | 0.86 |
| Carrying Amount (net of impairment) | 153.67 | 152.65 | 1.88 | 153.67 |
| As at March 31, 2024 | | | | |
| Gross Carrying Amount | 89.09 | 86.48 | 2.61 | 89.09 |
| Less: Allowance for expected credit losses | 1.56 | - | - | 1.56 |
| Carrying Amount (net of impairment) | 87.53 | 86.48 | 2.61 | 87.53 |

The Group uses a provision matrix to determine impairment loss on portfolio of its trade receivable. The provision matrix is based on its historically observed default data over the expected life of the trade receivable and is adjusted for forward- looking estimates. At every reporting date, the historical observed default rates are updated and changes in forward-looking estimates are analysed. In case of probability of non collection, default rate is 100%. However, there is no material expected credit loss based on the past experience.

Notes to the Consolidated Financial Statements

Note 49 : Financial Risk Management *Contd.*

The changes in loss allowance for trade receivables is as under :

(₹ in Crore)

| Particulars | For the year ended March 31, 2024 | For the year ended March 31, 2023 |
|--------------------------|--------------------------------------|--------------------------------------|
| Opening Balance | 0.86 | 0.06 |
| Provided during the year | 0.70 | 0.80 |
| Reversed during the year | - | - |
| Closing Balance | 1.56 | 0.86 |

The Group maintains exposure to cash and cash equivalents. The credit risk on cash and bank balances is limited because the counterparties are banks with credit ratings assigned by international credit rating agencies.

II. Liquidity Risk

Liquidity risk is defined as the risk that group will not be able to settle or meet its obligation on time or at a reasonable price. The group's objective is to at all times maintain optimum levels of liquidity to meet its cash and collateral requirements. The Group's management is responsible for liquidity, funding as well as settlement management. In addition, processes and policies related to such risk are overseen by senior management. Management monitors the group's net liquidity position through rolling, forecast on the basis of expected cash flows.

(i) Maturities of financial liabilities

The following are the remaining contractual maturities of financial liabilities at the reporting date. The amounts are gross and undiscounted, and excluding contractual interest payments and exclude the impact of netting agreements.

(₹ in Crore)

| As at March 31, 2024 | Less than One Year | More than one year and less than five year | More than 5 Years | Total |
|-----------------------------|-----------------------|---|----------------------|-----------------|
| Borrowings | 869.86 | 175.87 | 1.08 | 1,046.81 |
| Lease Liabilities | 3.53 | 6.61 | - | 10.14 |
| Trade payables | 132.82 | 4.41 | - | 137.23 |
| Other financial liabilities | 18.55 | - | - | 18.55 |
| Total | 1,024.76 | 186.89 | 1.08 | 1,212.73 |

(₹ in Crore)

| As at March 31, 2023 | Less than One Year | More than one year and less than five year | More than 5 Years | Total |
|-----------------------------|-----------------------|---|----------------------|-----------------|
| Borrowings | 634.59 | 168.72 | - | 803.31 |
| Lease Liabilities | 2.26 | 4.76 | - | 7.02 |
| Trade payables | 163.89 | - | - | 163.89 |
| Other financial liabilities | 34.73 | - | - | 34.73 |
| Total | 835.47 | 173.48 | - | 1,008.95 |

(III) Market Risk

Market risk is the risk that the fair value of future cash flows of a financial instrument will fluctuate because of changes in market prices. Market risk comprises three types of risk: interest rate risk, currency risk and other risks, such as regulatory risk and commodity price risk. Financial instruments affected by market risk include loans and borrowings, trade receivables and trade payables involving foreign currency exposure, and inventories.

Notes to the Consolidated Financial Statements

Note 49 : Financial Risk Management *Contd.*

The sensitivity analysis in the following sections relate to the position as at March 31, 2024 and March 31, 2023. The sensitivity of the relevant profit or loss item is the effect of the assumed changes in respective market risks. This is based on the financial assets and financial liabilities held at March 31, 2024 and March 31, 2023.

(a) Foreign currency risk

Foreign currency risk is the risk that the fair value or future cash flows of an exposure will fluctuate because of changes in foreign exchange rates. The Group used foreign currency forward contracts to hedge its risks associated with foreign currency fluctuations relating to certain firm commitments. The use of foreign currency forward contracts is governed by the Group's strategy approved by the Board of Directors of the Holding Company, which provide principles on the use of such forward contracts consistent with the Group's Risk Management. The outstanding forward exchange contracts entered into by the group at the year end are as under:

Company's Risk Management. The outstanding forward exchange contracts entered into by the company at the year end are as under:

(USD/₹ in Crore)

| Particulars | As at March 31, 2024 | | As at March 31, 2023 | |
|-------------------|----------------------|----------|----------------------|--------------|
| | USD | INR | USD | INR |
| Forward Contracts | - | - | 0.77 | 63.52 |
| Total | - | - | 0.77 | 63.52 |

All the foreign exchange forward contracts mature within three months from the year end.

The following tables analyses the foreign currency risk from monetary assets and liabilities as at:

(USD/₹ in Crore)

| Particulars | USD | |
|---|----------------------|----------------------|
| | As at March 31, 2024 | As at March 31, 2023 |
| Financial Assets | | |
| Trade Receivables | - | - |
| Bank Balances | - | - |
| Other Current Financial Assets | - | - |
| Net exposure to foreign currency risk (Assets) | - | - |

(USD/₹ in Crore)

| Particulars | USD | |
|--|----------------------|----------------------|
| | As at March 31, 2024 | As at March 31, 2023 |
| Other Current Liabilities | - | - |
| Trade payables | - | - |
| Letter of Credit | - | - |
| Net exposure to foreign currency risk (Liabilities) | - | - |
| Net exposure | - | - |

Sensitivity analysis -

A reasonably possible strengthening (weakening) of the Indian Rupee, by 2%, against all other currencies would have affected the measurement of financial instruments denominated in a foreign currency profit or loss by the amounts shown below. This analysis assumes that all other variables, in particular interest rates, remain constant and ignores any impact of forecast sales and purchases.

Notes to the Consolidated Financial Statements

Note 49: Financial Risk Management *Contd.*

(₹ in Crore)

| Particulars | As at March 31, 2024 | As at March 31, 2023 |
|--------------------------------|-------------------------|-------------------------|
| Increase by 200 basis points * | - | 1.27 |
| Decrease by 200 basis points * | - | (1.27) |

Derivative financial instruments

The Group holds derivative financial instruments such as foreign currency forward contracts to mitigate the risk of changes in exchange rates on foreign currency exposures. The counterparty is generally a bank. These derivative financial instruments are valued based on quoted prices for similar assets and liabilities in active markets or inputs that are directly or indirectly observable in the marketplace.

Impact of Hedging Activities

Disclosure of effects of Hedge Accounting on Financial Position

| Type of Hedge Risks | Nominal Value of Hedged Instruments* | | Carrying Amount of Hedging Instrument* | | Hedge Maturity | Hedge Ratio | Changes in Fair Value of Hedging Instrument | Changes in Value of Hedged Item used as the basis for recognizing hedge effectiveness |
|------------------------------------|--------------------------------------|-------------|--|-------------|----------------|-------------|---|---|
| | Asset | Liabilities | Asset | Liabilities | | | | |
| Cash Flow Hedge | | | | | | | | |
| Foreign exchange risk | | | | | | | | |
| Foreign Exchange Forward Contracts | | | | | NIL | | | |

* Nominal value is the ₹ value of the instrument based on spot rate of the first hedge

Carrying value is the ₹ value of the instrument based on the spot rate of the reporting date

(b) Regulatory risk

Sugar industry is regulated both by Central Government as well as State Government. Central and State Governments policies and regulations affects the Sugar industry and the Group's operations and profitability. Distillery business is also dependent on the Government policy.

Notes to the Consolidated Financial Statements

Note 49 : Financial Risk Management *Contd.*

(c) Commodity price risk

Sugar industry being cyclical in nature, realizations get adversely affected during downturn. Higher cane price or higher production than the demand ultimately affect profitability. The Group has mitigated this risk by well integrated business model by diversifying into co-generation and distillation, thereby utilizing the by-products.

(d) Interest rate risk

Interest rate risk is the risk that the fair value or future cash flows of a financial instrument will fluctuate because of changes in market interest rates.

As the Group does not have exposure to any floating-interest bearing assets, or any significant long-term fixed interest bearing assets, its interest income and related cash inflows are not affected by changes in market interest rates. Consequently, the Group's interest rate risk arises mainly from borrowings obligations with floating interest rates.

(₹ in Crore)

| Particulars | As at March 31, 2024 | As at March 31, 2023 |
|--------------------------|-------------------------|-------------------------|
| Variable rate borrowings | 1,046.81 | 796.82 |
| Fixed rate borrowings | - | 6.49 |
| Total | 1,046.81 | 803.31 |

Sensitivity:

A change of 50 basis points in interest rates would have following impact on profit after tax-

(₹ in Crore)

| Particulars | For the year ended March 31, 2024 | For the year ended March 31, 2023 |
|--|--------------------------------------|--------------------------------------|
| Interest rates – increase by 50 basis points * | 5.23 | 3.98 |
| Interest rates – decrease by 50 basis points * | (5.23) | (3.98) |

* Holding all other variables constant

(e) Price Risk

The company's exposure to equity securities price risk arises from investments held by the group and classified in the consolidated balance sheet at fair value through Statement of profit and loss. Since the group does not have material equity investments measured at fair value through Statement of profit and loss, there is no material price risk exposure at the end of the financial year.

Note 50: Capital Management

For the purpose of the Group's capital management, capital includes issued equity capital, securities premium and all other equity reserves attributable to the equity shareholders of the Group. The Group's capital management is intended to maximize the return to shareholders for meeting the long-term and short-term goals of the Group through the optimization of the debt and equity balance.

The Group manages its capital structure and makes adjustments in light of changes in the financial condition and the requirements of the financial covenants. To maintain or adjust the capital structure, the Group may adjust the dividend payment to shareholders, return capital to shareholders (buy back its shares) or issue new shares. The Capital structure of the group consists of net debt (borrowings offset by cash and bank balances) and equity of the Company (Comprising issued capital, reserves and retained earnings).

In order to achieve this overall objective, the Group's capital management, amongst other things, aims to ensure that it meets financial covenants attached to the interest-bearing loans and borrowings that define capital structure requirements. The Group has complied with these covenants and there have been no breaches in the financial covenants of any interest-bearing loans and borrowings.

Notes to the Consolidated Financial Statements

Note 50: Capital Management *Contd.*

The Group's policy is to maintain a strong capital base so as to maintain investor, creditor and market confidence and to sustain future development of the business. The primary objective of the Group's Capital Management is to maximize the shareholder's value. Management also monitors the return on capital. The Board of Directors seek to maintain a balance between the higher returns that might be possible with higher levels of borrowing and the advantages and security afforded by a sound capital position.

The Company monitors capital using a gearing ratio calculated as below:

(₹ in Crore)

| Particulars | As at | As at |
|---|-----------------|----------------|
| | March 31, 2024 | March 31, 2023 |
| Debt# | 1,046.81 | 803.31 |
| Less: cash and cash equivalents & bank balances | 5.99 | 104.05 |
| Net debt | 1,040.82 | 699.26 |
| Equity | 1,011.47 | 988.73 |
| Gearing Ratio { net debt / (equity + net debt)} | 50.72% | 41.43% |

#Debt is defined as non-current and current borrowings including current maturities of non-current borrowings, as given in notes.

Note No. 51 Additional Information as required under Schedule III to the Companies Act, 2013 :

| Name of the entity | Net Assets i.e. total assets minus total liabilities | | Share in profit or loss | | Share in other comprehensive income | | Share in total comprehensive income | |
|---------------------------------|--|---------------------|-------------------------------------|---------------------|---|---------------------|---|---------------------|
| | As % of consolidated net assets | Amount (₹ in Crore) | As % of consolidated profit or loss | Amount (₹ in Crore) | As % of consolidated other comprehensive income | Amount (₹ in Crore) | As % of consolidated total comprehensive income | Amount (₹ in Crore) |
| As at March 31, 2024 | | | | | | | | |
| Parent | | | | | | | | |
| Dhampur Bio Organics Limited | 97.32% | 984.40 | 102.96% | 47.87 | 97.85% | (0.91) | 103.07% | 46.96 |
| Subsidiaries- Foreign | | | | | | | | |
| Dhampur International Pte. Ltd. | 2.68% | 27.07 | -2.96% | (1.38) | 2.15% | (0.02) | -3.07% | (1.40) |
| Total | 100.00% | 1,011.47 | 100.00% | 46.49 | 100.00% | (0.93) | 100.00% | 45.56 |
| As at March 31, 2023 | | | | | | | | |
| Parent | | | | | | | | |
| Dhampur Bio Organics Limited | 97.99% | 968.84 | 97.35% | 108.15 | 162.56% | (1.83) | 96.43% | 106.04 |
| Subsidiaries- Foreign | | | | | | | | |
| Dhampur International Pte. Ltd. | 2.01% | 19.89 | 2.65% | 2.95 | -62.56% | 0.70 | 3.57% | 3.93 |
| Total | 100.00% | 988.73 | 100.00% | 111.10 | 100.00% | (1.13) | 100.00% | 109.97 |

Note 52: Events occurring after the balance sheet date

The Group evaluates events and transactions that occur subsequent to the balance sheet date but prior to approval of consolidated financial statement to determine the necessity for recognition and/or reporting of any of these events and transactions in the financial statements. As of April 24, 2024 there were no material subsequent events to be recognized or reported that are not already disclosed.

Notes to the Consolidated Financial Statements

Note 53: Offsetting financial instruments

There are no financial instruments which are offset, or subject to enforceable master netting arrangements and other similar agreements but not offset, as at each reporting date.

Note 54: Accidental Loss

During the previous year, due to an accident, certain quantity of 'B' Heavy molasses stored in storage tank was drained out and spread over the factory premises. The Company recognises insurance claim recoverable from insurance company equivalent to the amount of estimated loss of ₹7.27 Crore, recognised in the financial statements.

Note 55: Code on Social Security, 2020

The Code on Social Security, 2020 ('Code') relating to employee benefits during employment and post employment received Indian Parliament approval and Presidential assent in September 2020. The Code has been published in the Gazette of India and subsequently on 13 November 2020 draft rules were published and invited for stakeholders' suggestions. However, the date on which the Code will come into effect has not been notified. The Group will assess the impact of the Code when it comes into effect and will record any related impact in the period the Code becomes effective.

Note 56: Reconciliation of quarterly bank returns

Note for discrepancies :

The Bank returns were prepared and filed before the completion of all financial statement closure activities including Ind AS related adjustments/ reclassifications, as applicable, which led to these differences between the final books of accounts and the bank return which were based on provisional books of accounts. Further difference also arises on account of different valuation methodology adopted for valuing the finished goods stock in the books and for the purpose of reporting in the bank return. In the books, stock of finished goods is recorded at lower of cost or net realisable value but for bank purposes it is taken at net realisable value which is determined as per bank norms. However there is no material difference in reporting the quantity of stock in the bank returns as compared to books of accounts.

(₹ in Crore)

| Name of the bank | Quarter Ended | Amount as per books of account | Amount as reported in the quarterly returns / statements | Amount of difference |
|-------------------------|--------------------|--------------------------------|--|----------------------|
| Working Capital Lenders | March 31, 2024 | 1,110.98 | 1008.40 | 102.58 |
| Working Capital Lenders | December 31, 2023 | 539.24 | 499.35 | 39.89 |
| Working Capital Lenders | September 30, 2023 | 202.18 | 166.60 | 35.58 |
| Working Capital Lenders | June 30, 2023 | 624.12 | 604.71 | 19.41 |

Note 57: Other Statutory Information

(i) The Company does not have any transactions with struck off companies except dividend paid to the following parties:-

| Name of the Strike off Company | CIN | PAN | Nature of Transaction | Amount in ₹ |
|--------------------------------|-----------------------|------------|-----------------------|-------------|
| Vaishak Shares Limited | U85110KA1994PLC015178 | AAACV8513A | Dividend Paid | 3.50 |
| Shri Funpoint Limited | U55101GJ2007PLC051037 | AAKCS8868B | Dividend Paid | 1,330.00 |



Notes to the Consolidated Financial Statements

- (ii) The Group has not traded or invested in Crypto currency or Virtual Currency during the period/year.
- (iii) The Group has not advanced or loaned or invested funds to any other person(s) or entity(ies), including foreign entities (Intermediaries) with the understanding that the Intermediary shall:
 - (a) directly or indirectly lend or invest in other persons or entities identified in any manner whatsoever by or on behalf of the group (Ultimate Beneficiaries) or
 - (b) provide any guarantee, security or the like to or on behalf of the Ultimate Beneficiaries.
- (iv) The Group has not received any fund from any person(s) or entity(ies), including foreign entities (Funding Party) with the understanding (whether recorded in writing or otherwise) that the Group shall:
 - (a) directly or indirectly lend or invest in other persons or entities identified in any manner whatsoever by or on behalf of the Funding Party (Ultimate Beneficiaries) or
 - (b) provide any guarantee, security or the like on behalf of the Ultimate Beneficiaries.
- (v) The Group does not have any transaction which is not recorded in the books of accounts that has been surrendered or disclosed as income during the year in the tax assessments under the Income Tax Act, 1961 (such as, search or survey or any other relevant provisions of the Income Tax Act, 1961).
- (vi) The Group has not granted any loans or advances in the nature of loans to promoters, directors, KMPs, and the related parties(as defined under Companies Act, 2013), either severally or jointly with any other person, that are:
 - a) repayable on demand; or
 - b) granted without specifying any terms or period of repayment
- (vii) The Group has not declared a wilful defaulter by any banks or any other financial institution at any time during the financial year.
- (viii) The Group has complied with the number of layers prescribed under clause (87) of section 2 of the Act read with Companies (Restriction on number of layers) Rules, 2017 as amended.

Note 58 : Other Notes

- (i) In the opinion of the Board of Directors, Trade Receivables, other current financial assets, and other current assets have a value on realization in the ordinary course of the group's business, which is at least equal to the amount at which they are stated in the balance sheet.
- (ii) The Board of Directors of the Holding Company at its meeting held on April 24, 2024 has approved the Consolidated Financial Statement for the year ended March 31, 2024.

For **Mittal Gupta & Co.**
Chartered Accountants
Firm Registration No.: 001874C

Bihari Lal Gupta
Partner
M. No.: 073794

Place : New Delhi
Date : April 24, 2024

For and on behalf of Board of Directors
Dhampur Bio Organics Limited

Vijay Kumar Goel
Chairman
DIN : 00075317

Gautam Goel
Managing Director
DIN : 00076326

Sandeep Kumar
Whole Time Director
DIN : 06906510

Nalin Kumar Gupta
Chief Financial Officer

Ashu Rawat
Company Secretary

Place: New Delhi
Date : April 24, 2024

Corporate Information

Board of Directors

Mr. Vijay Kumar Goel
Chairman

Mr. Ashwani Kumar Gupta
Vice Chairman

Mr. Gautam Goel
Managing Director

Mr. Sandeep Kumar
Whole-time Director

Mrs. Bindu Vashist Goel
Non-Executive Director

Mrs. Ruchika Amrish Mehra Kothari
Independent Director

Mr. Vishal Saluja
Independent Director

Mr. Samir Thukral
Independent Director

Mr. Kishor Shah
Independent Director

Chief Financial Officer

Mr. Nalin Kumar Gupta

Company Secretary

Mrs. Ashu Rawat

Corporate Identification Number (CIN)

L15100UP2020PLC136939

Registered Office

Sugar Mill Compound,
Village & Post - Asmoli
District - Sambhal
Uttar Pradesh-244304

Corporate Office

Second Floor, Plot No. 201,
Okhla Industrial Estate, Phase-III,
New Delhi-110020

Website

www.dhampur.com

Work / Manufacturing Locations

Asmoli, District Sambhal (UP)
Mansurpur, District Muzaffarnagar (UP)
Meerganj, District Bareilly (UP)

Statutory Auditors

Mittal Gupta & Co., Chartered Accountants,
Kanpur

Secretarial Auditors

GSK & Associates, Company Secretaries,
Kanpur

Cost Auditors

Mr. S.R Kapur, Cost Accountant
Meerut

Bankers

Punjab National Bank
ICICI Bank
HDFC Bank
Prathama U.P Gramin Bank
District Co-operative Banks

Registrar and Share Transfer Agents

Alankit Assignments Limited
'Alankit House'
4E/2 Jhandewalan Extension
New Delhi – 110055



Dhampur Bio Organics Ltd.

www.dhampur.com

