



IAL/2022/2634
November 11, 2022

THE DY. MANAGER
DEPTT. OF CORPORATE SERVICES
BOMBAY STOCK EXCHANGE LIMITED
PHIROZE JEEJEEBHOY TOWERS,
DALAL STREET,
MUMBAI - 400 001.

INDIAN ACRYLICS LIMITED

CIN: L24301PB1986PLC006715

Head Office : ISO 9001-2008 Certified

SCO 49-50-51, Sector-26,
Madhya Marg, Chandigarh -160 019 (INDIA)

Tel : +91-172-2792385 / 2793112

Fax : +91-172-2794834 / 2790887

Website : www.indianacrylics.com

Sub: **Outcome of the Board Meeting (Stock Code: 514165)**

Dear Sir/ Madam,

Pursuant to Regulation 33 and Regulation 30 of the Securities and Exchange Board of India (Listing Obligations and Disclosure Requirements) Regulations, 2015, we inform you that the Board of Directors in their meeting held today i.e. 11/11/2022 at Chandigarh, approved the following:

- Unaudited Financial Results (Standalone & Consolidated) and Auditor's Limited Review Report on the same for the Quarter and Half Year ended 30th September, 2022 (Copy of Financial Results alongwith Limited Review Report is attached herewith).
- Appointment of Smt. Tejinder Kaur (DIN: 00512377) as an Additional Director. Smt. Tejinder Kaur, is Retired IAS and held various prestigious positions. She possesses appropriate skills, experience and knowledge of management and other disciplines related to the Company's business. She is also qualified to be appointed as an Independent Director with immediate effect for a period of three years subject to approval of Shareholders at General Meeting of the Company. She is not related to any other Director/ KMPs.

The meeting commenced at 12:30 p.m. and concluded at 1.35 p.m.

Kindly take the same on your records.

Thanking you,
Yours faithfully,
For INDIAN ACRYLICS LIMITED

(BHAVNESH K GUPTA)
COMPANY SECRETARY

Encl.: As above

Works & Regd. Office : Village Harkishanpura, Patiala - Sangrur Highway, Distt. Sangrur - 148 026 (Pb.)
Tel.: +91 (1672) 278106, 278104, Fax: +91 (1672) 278110

Delhi Office : S-2, Second Floor, Vasant Square Mall, Community Center, Pocket V, Plot No. A, Sector B, Vasant Kunj, New Delhi - 110 070, Phone-011-40000378, 377, 376





Independent Auditor's Review Report on the Quarterly and Year to Date Unaudited Standalone Financial Results of the Company Pursuant to the Regulation 33 of the SEBI (Listing Obligations and Disclosure Requirements) Regulations, 2015, as amended

To
The Board of Directors
INDIAN ACRYLICS LIMITED

1. We have reviewed the accompanying statement of unaudited standalone financial results of **INDIAN ACRYLICS LIMITED** (the "Company") for the quarter ended September 30, 2022 and year to date from April 1, 2022 to September 30, 2022 (the "Statement") attached herewith, being submitted by the Company pursuant to the requirements of Regulation 33 of the SEBI (Listing Obligations and Disclosure Requirements) Regulations, 2015, as amended (the "Listing Regulations").
2. This Statement, which is the responsibility of the Company's Management and approved by the Company's Board of Directors, has been prepared in accordance with the recognition and measurement principles laid down in Indian Accounting Standard 34, (Ind AS 34) "Interim Financial Reporting" prescribed under Section 133 of the Companies Act, 2013 as amended, read with relevant rules issued thereunder and other accounting principles generally accepted in India. Our responsibility is to express a conclusion on the Statement based on our review.
3. We conducted our review of the Statement in accordance with the Standard on Review Engagements (SRE) 2410, "Review of Interim Financial Information Performed by the Independent Auditor of the Entity" issued by the Institute of Chartered Accountants of India. This standard requires that we plan and perform the review to obtain moderate assurance as to whether the Statement is free of material misstatement. A review of interim financial information consists of making inquiries, primarily of persons responsible for financial and accounting matters, and applying analytical and other review procedures. A review is substantially less in scope than an audit conducted in accordance with Standards on Auditing and consequently does not enable us to obtain assurance that we would become aware of all significant matters that might be identified in an audit. Accordingly, we do not express an audit opinion.
4. Based on our review conducted as above, nothing has come to our attention that causes us to believe that the accompanying Statement, prepared in accordance with the recognition and measurement principles laid down in the aforesaid Indian Accounting Standards ('Ind AS') specified under Section 133 of the Companies Act, 2013 as amended, read with relevant rules issued thereunder and other accounting principles generally accepted in India, has not disclosed the information required to be disclosed in terms of the Listing Regulations, including the manner in which it is to be disclosed, or that it contains any material misstatement.

Place of signature: Chandigarh
Date: 11.11.2022
UDIN: 22505972BCUUS9069

For AKR & Associates
Chartered Accountants
(Firm registration No. 021179M)

Kumar

CA Kailash Kumar
Partner

(Membership Number: 505972)





Independent Auditor's Review Report on consolidated unaudited quarterly and Year to Date financial results of the Company Pursuant to the Regulation 33 of the SEBI (Listing Obligations and Disclosure Requirements) Regulations, 2015

TO
THE BOARD OF DIRECTORS OF
INDIAN ACRYLICS LIMITED

1. We have reviewed the accompanying statement of unaudited Consolidated financial results of **INDIAN ACRYLICS LIMITED** ("the Holding Company") and its subsidiary (the Holding Company and its subsidiary together referred to as 'the Group') for the quarter ended September 30, 2022 and year to date from April 01, 2022 to September 30, 2022, attached herewith, being submitted by the holding Company pursuant to the requirements of Regulation 33 of the SEBI (Listing Obligations and Disclosure Requirements) Regulations, 2015, as amended (the "Listing Regulations").
2. This Statement, which is the responsibility of the holding Company's Management and approved by the holding Company's Board of Directors, has been prepared in accordance with the recognition and measurement principles laid down in Indian Accounting Standard 34, (Ind AS 34) "Interim Financial Reporting" prescribed under Section 133 of the Companies Act, 2013 as amended, read with relevant rules issued there under and other accounting principles generally accepted in India. Our responsibility is to express a conclusion on the Statement based on our review.
3. We conducted our review of the Statement in accordance with the Standard on Review Engagements (SRE) 2410 "Review of Interim Financial Information Performed by the Independent Auditor of the Entity", issued by the Institute of Chartered Accountants of India. A review of interim financial information consists of making inquiries, primarily of persons responsible for financial and accounting matters, and applying analytical and other review procedures. A review is substantially less in scope than an audit conducted in accordance with Standards on Auditing and consequently does not enable us to obtain assurance that we would become aware of all significant matters that might be identified in an audit. Accordingly, we do not express an audit opinion.

We also performed procedures in accordance with the circular issued by the SEBI under Regulation 33 (8) of the SEBI (Listing Obligations and Disclosure Requirements) Regulations, 2015, as amended, to the extent applicable.

4. The Statement includes the results of subsidiary, namely, M/s Carlit Trading Europe S.L.U (Spain).



5. Based on our review conducted and procedures performed as stated in paragraph 3 above, subject to the effects of the matter specified in paragraph 7 below, nothing has come to our attention that causes us to believe that the accompanying Statement, prepared in accordance with the recognition and measurement principles laid down in the aforesaid Indian Accounting Standard and other accounting principles generally accepted in India, has not disclosed the information required to be disclosed in terms of Regulation 33 of the SEBI (Listing Obligations and Disclosure Requirements) Regulations, 2015, as amended, including the manner in which it is to be disclosed, or that it contains any material misstatement.
6. The interim financial results and financial information of subsidiary (M/s Carlit Trading Europe S.L.U (Spain)) which are located outside India have been prepared under the generally accepted accounting principles ("GAAP") applicable in their respective countries. The holding company's management has converted these interim unaudited financial results from accounting principles generally accepted in their respective countries to Indian Accounting Standards prescribed under section 133 of the act.
7. The consolidated unaudited financial results includes the interim financial information/financial results of the subsidiary, which have not been reviewed by its auditor and have been furnished to us by the holding company's management, whose interim financial information/financial results (before eliminating intercompany balances/transactions) reflect total assets of Rs. 15.87 lakhs as at 30 September 2022 and total revenues of Rs. NIL and Rs NIL, total net (loss)/ profit after tax of Rs. (0.04) lakhs and Rs. (0.09) lakhs and total comprehensive (loss)/ income of Rs. 0.88 lakhs and Rs. 1.28 lakhs, for the quarter ended 30 September 2022 and for the period from 1 April 2022 to 30 September 2022, respectively, and cash flows (net) of Rs. (0.24) lakhs for the period from 1 April 2022 to 30 September 2022

Our conclusion on the Statement, and our report in terms of Regulation 33 of the Listing Regulations, as amended, are based solely on these interim financial information/financial results of the subsidiary as certified by the holding company's management. According to the information and explanations given to us by the holding company's management, these interim financial information/financial results are not material to the Group.

Our conclusion is not modified in respect of this matter.

For AKR & Associates
Chartered Accountants
(Firm registration No. 021179N)

Kumar

Kailash Kumar
Partner



(Membership Number: 505972)

Place of signature: Chandigarh

Date: 11.11.2022

UDIN: 22505972BCUVGT4415

INDIAN ACRYLICS LIMITED

CIN: L24301PB1986PLC006715

REGD. OFFICE: VILLAGE - HARKISHANPURA, SUB-TEHSIL BHAWANIGARH, DISTT. - SANGRUR (PB)-148026.

Website: www.indianacrylics.com; Email ID: shares@indianacrylics.com

STATEMENT OF STANDALONE UNAUDITED FINANCIAL RESULTS FOR THE QUARTER AND HALF YEAR ENDED 30/09/2022


PARTICULARS	(INR LAKHS)					
	QUARTER ENDED			HALF YEAR ENDED		YEAR ENDED
	30/09/2022	30/06/2022	30/09/2021	30/09/2022	30/09/2021	31/03/2022
	(UNAUDITED)			(UNAUDITED)		(AUDITED)
I. Revenue from operations						
Net Sales/ Income from Operations	17771.32	15456.04	16237.46	33227.36	22942.45	54456.94
Export Sale	6809.19	8246.30	775.42	15055.49	1237.18	7354.89
II. Other Income	178.86	201.90	260.65	380.76	349.58	571.47
III. Total income from operations	24759.37	23904.24	17273.53	48663.61	24529.21	62383.30
IV. Expenses:						
(a) Cost of material consumed	17301.17	15804.24	10191.19	33105.41	16582.17	42154.05
(b) Purchase of stock-in-trade	0.00	0.00	252.29	0.00	296.66	299.13
(c) Change in Inventories of FG, WIP & stock in trade.	(726.56)	136.97	3380.85	(589.59)	1718.25	4898.10
(d) Employee benefits expenses	1851.15	1560.43	1625.36	3411.58	2841.26	6000.50
(e) Depreciation & amortization expense	582.15	579.94	596.78	1162.09	1180.34	2475.49
(f) Excise Duty	0.00	0.00	0.00	0.00	0.00	0.00
(g) Finance Cost	1071.98	1135.87	884.16	2207.85	1739.15	3396.17
(h) Other Expenditure	4840.48	4587.45	2523.61	9427.93	4218.98	10766.77
Total Expenses (a to h)	24920.37	23804.90	19454.24	48725.27	28576.81	69990.21
V. Profit/(Loss) before exceptional Items and Tax (III-IV)	(161.00)	99.34	(2180.71)	(61.66)	(4047.60)	(7606.91)
VI. Exceptional Items	0.00	0.00	0.00	0.00	0.00	0.00
VII. Profit/ (Loss) after exceptional items and before tax (V-VI)	(161.00)	99.34	(2180.71)	(61.66)	(4047.60)	(7606.91)
Current tax	-	-	-	-	-	-
Deferred tax	-	-	-	-	-	-
VIII. Total tax expenses	-	-	-	-	-	-
IX. Profit/ (Loss) from continuing operations	(161.00)	99.34	(2180.71)	(61.66)	(4047.60)	(7606.91)
X. Profit/ (Loss) from discontinuing operations	-	-	-	-	-	-
XI. Tax expense of discontinuing operations	-	-	-	-	-	-
XII. Net profit/ (loss) from discontinuing operation after tax (X-XI)	-	-	-	-	-	-
XIII. Profit/ (Loss) for the period (IX+XII)	(161.00)	99.34	(2180.71)	(61.66)	(4047.60)	(7606.91)
XIV. Other Comprehensive Income:						
Items will not be reclassified to profit or loss	(14.83)	(6.15)	(16.63)	(20.98)	6.31	15.95
Items will be reclassified to profit or loss	-	-	-	-	-	-
XV. Total Comprehensive Income for the period (XIII+XIV) Comprising Profit (Loss) and Other comprehensive Income for the period)	(175.83)	93.19	(2197.34)	(82.64)	(4041.29)	(7590.96)
XVI. Paid-up Equity Share Capital	13532	13532	13532	13532	13532	13532
Face value of equity share capital (Rs.)	10.00	10.00	10.00	10.00	10.00	10.00
XVII. Reserves excluding Revaluation Reserves as per balance sheet	-	-	-	-	-	(6249.76)
XVIII. Earnings per equity share						
Basic	(0.12)	0.07	(1.61)	(0.05)	(2.99)	(5.62)
Diluted	(0.12)	0.07	(1.61)	(0.05)	(2.99)	(5.62)

Note: 1. The above financial results have been reviewed by Audit Committee and approved by Board of Directors in their meeting held on 11/11/2022.

2. The Statutory Auditors of the Company have carried out a limited review of the above Unaudited Financial Results for the quarter and half year ended 30th September, 2022 in terms of Regulation 33 of the SEBI (Listing Obligations and Disclosure Requirements) Regulations, 2015.

3. Previous year figures have been regrouped and rearranged wherever necessary to make them comparable with those of current period.

Place: Chandigarh
Dated : 11/11/2022



MANAGING DIRECTOR



INDIAN ACRYLICS LIMITED**CIN: L24301PB1986PLC006715**

REGD. OFFICE: VILLAGE HARKISHANPURA, SUB-TEHSIL BHAWANIGARH, DISTT. SANGRUR (PB)-148026.

Website: www.indianacrylics.com; Email ID: shares@indianacrylics.com

Segment wise Revenue, Results and Capital Employed (Standalone)**INR LAKHS**

Particulars	QUARTER ENDED			HALF YEAR ENDED		YEAR ENDED
	30.09.2022	30.06.2022	30.09.2021	30.09.2022	30.09.2021	31.03.2022
1 Segment Revenue						
Fibre	19868.29	19088.25	12711.65	38956.54	18274.88	46747.22
Yarn	11083.72	11191.07	9213.63	22274.79	12924.00	30406.79
Total	30952.01	30279.32	21925.28	61231.33	31198.88	77154.01
Less: Inter-segment revenue	(6371.50)	(6576.98)	(4912.40)	(12948.48)	(7019.25)	(15342.18)
Total	24580.51	23702.34	17012.88	48282.85	24179.63	61811.83
2 Segment result						
Profit before tax and finance cost						
Fibre	1273.55	1260.86	(717.14)	2534.41	(1305.22)	(2532.77)
Yarn	(292.92)	34.49	(516.59)	(258.43)	(880.21)	(1426.56)
Total	980.63	1295.35	(1233.73)	2275.98	(2185.43)	(3959.33)
(i) Less :- Finance Cost	1071.98	1135.87	884.16	2207.85	1739.15	3396.17
(ii) Less :-Unallocable expenses	69.65	60.14	62.82	129.79	123.02	251.41
Total Profit before tax	(161.00)	99.34	(2180.71)	(61.66)	(4047.60)	(7606.91)
3 Capital Employed						
(Segment Assets - Segment Liabilities)						
Fibre	8565.51	8224.85	10362.16	8565.51	10362.16	7928.02
Yarn	(1365.69)	(849.20)	469.96	(1365.69)	469.96	(645.56)
Unallocable Capital Employed						
Total	7199.82	7375.65	10832.12	7199.82	10832.12	7282.46

Note : Previous year figures have been regrouped and rearranged wherever necessary to make them comparable with those of current period.

Place: Chandigarh
Date: 11/11/2022

MANAGING DIRECTOR




INDIAN ACRYLICS LIMITED
STATEMENT OF ASSETS AND LIABILITIES (STANDALONE & CONSOLIDATED)

(INR LAKHS)

PARTICULARS	STANDALONE		CONSOLIDATED	
	30.09.2022 (Unaudited)	31.03.2022 (Audited)	30.09.2022 (Unaudited)	31.03.2022 (Audited)
ASSETS				
Non-Current Assets				
(a) Property, Plant and Equipment	23,728.96	24,740.81	23,728.96	24,740.81
(b) Right to use asset	456.73	551.22	456.73	551.22
(c) Capital work-in-progress	232.72	168.88	232.72	168.88
(d) Other Intangible assets	140.50	145.70	140.50	145.70
(e) Financial assets				
(i) Investments	39.83	42.11	0.00	0.00
(ii) Loans	46.37	152.78	46.37	152.78
(iii) Other Financial Assets				
(e) Deferred Tax Assets (Net)				
(f) Other Non-Current assets	285.38	280.99	285.38	280.99
Total Non Current Assets	24,930.49	26,082.49	24,890.66	26,040.38
Current Assets				
(a) Inventories	18,645.73	21,328.51	18,645.73	21,328.51
(b) Financial Assets				
(i) Current Investments				
(ii) Trade Receivables	3,933.48	2,397.52	3,947.03	2,411.84
(iii) Cash and Cash equivalents	3,260.36	5,764.75	3,262.68	5,767.31
(iv) Other bank balance				
(v) Loans				
(vi) Other Financial Assets	48.14	44.50	48.14	44.50
(c) Other Current Assets	4,621.34	4,342.17	4,621.34	4,342.17
Total Current Assets	30,509.05	33,877.45	30,524.92	33,894.33
Total Assets	55,439.54	59,959.94	55,415.58	59,934.71
EQUITY AND LIABILITIES				
EQUITY				
(a) Equity Share Capital	13,532.22	13,532.22	13,532.22	13,532.22
(b) Other equity	(6,332.40)	(6,249.76)	(6,356.36)	(6,274.99)
	7,199.82	7,282.46	7,175.86	7,257.23
LIABILITIES				
Non-Current Liabilities				
(a) Financial Liabilities				
(i) Borrowings	15,604.82	16,560.98	15,604.82	16,560.98
(ii) Lease Liabilities	441.83	551.03	441.83	551.03
(iii) Others Financial Liabilities				
(b) Provisions	1,182.91	1,104.94	1,182.91	1,104.94
(c) Deferred Tax Liabilities (Net)				
(d) Other Non-Current Liabilities				
Total Non-Current Liabilities	17,229.56	18,216.95	17,229.56	18,216.95
Current Liabilities				
(a) Financial Liabilities				
(i) Borrowings	4,803.46	4,339.28	4,803.46	4,339.28
(ii) Trade payable due to:				
-Micro & Small Enterprises	67.87	149.23	67.87	149.23
-Other than Micro & Small Enterprises	23,605.68	25,967.77	23,605.68	25,967.77
(iii) Lease Liabilities	211.23	197.36	211.23	197.36
(iv) Others Financial Liabilities	96.68	94.33	96.68	94.33
(b) Other Current Liabilities	1,861.23	3,383.83	1,861.23	3,383.83
(c) Provisions	364.01	328.73	364.01	328.73
(d) Current Tax Liabilities				
Total Current Liabilities	31,010.16	34,460.53	31,010.16	34,460.53
Total Equity and Liabilities	55,439.54	59,959.94	55,415.58	59,934.71

Place: Chandigarh

Date: 11/11/2022



MANAGING DIRECTOR

INDIAN ACRYLICS LIMITED

CIN: L24301PB1986PLC006715

REGD. OFFICE: VILLAGE - HARKISHANPURA, SUB-TEHSIL BHAWANIGARH, DISTT. - SANGRUR (PB)-148026.

Website: www.indianacrylics.com; Email ID: shares@indianacrylics.com

STATEMENT OF CONSOLIDATED UNAUDITED FINANCIAL RESULTS FOR THE QUARTER AND HALF YEAR ENDED 30/09/2022


PARTICULARS	(INR LAKHS)					
	QUARTER ENDED			HALF YEAR ENDED		YEAR ENDED
	30/09/2022	30/06/2022	30/09/2021	30/09/2022	30/09/2021	31/03/2022
	(UNAUDITED)			(UNAUDITED)		(AUDITED)
I. Revenue from operations						
Net Sales/ Income from Operations	17771.32	15456.04	16237.46	33227.36	22942.45	54456.94
Export Sale	6809.19	8246.30	775.42	15055.49	1237.18	7354.89
II. Other income	178.86	201.90	260.64	380.76	350.30	572.17
III. Total income from operations	24759.37	23904.24	17273.52	48663.61	24529.93	62384.00
IV. Expenses:						
(a) Cost of material consumed	17301.17	15804.24	10191.19	33105.41	16582.17	42154.05
(b) Purchase of stock-in-trade	0.00	0.00	252.29	0.00	296.66	299.13
(c) Change in Inventories of FG, WIP & stock in trade	(726.56)	136.97	3380.85	(589.59)	1718.25	4898.10
(d) Employee benefits expenses	1851.15	1560.43	1625.36	3411.58	2841.26	6000.50
(e) Depreciation & amortization expense	582.15	579.94	596.78	1162.09	1180.34	2475.49
(f) Excise Duty	0.00	0.00	0.00	0.00	0.00	0.00
(g) Finance Cost	1071.98	1135.87	884.16	2207.85	1739.15	3396.17
(h) Other Expenditure	4840.52	4587.50	2524.64	9428.02	4220.44	10768.27
Total Expenses (a to h)	24920.41	23804.95	19455.27	48725.36	28578.27	69991.71
V. Profit/(Loss) before exceptional Items and Tax (III-IV)	(161.04)	99.29	(2181.75)	(61.75)	(4048.34)	(7607.71)
VI. Exceptional Items	0.00	0.00	0.00	0.00	0.00	0.00
VII. Profit/ (Loss) after exceptional items and before tax (V-VI)	(161.04)	99.29	(2181.75)	(61.75)	(4048.34)	(7607.71)
Current tax	-	-	-	-	-	-
Deferred tax	-	-	-	-	-	-
VIII. Total tax expenses	-	-	-	-	-	-
IX. Profit/ (Loss) from continuing operations	(161.04)	99.29	(2181.75)	(61.75)	(4048.34)	(7607.71)
X. Profit/ (Loss) from discontinuing operations	-	-	-	-	-	-
XI. Tax expense of discontinuing operations	-	-	-	-	-	-
XII. Net profit/ (loss) from discontinuing operation after tax (X-XI)	-	-	-	-	-	-
XIII. Profit/ (Loss) for the period (IX+XII)	(161.04)	99.29	(2181.75)	(61.75)	(4048.34)	(7607.71)
XIV. Other Comprehensive Income:						
Items will not be reclassified to profit or loss	(13.91)	(5.70)	(15.97)	(19.61)	6.35	16.45
Items will be reclassified to profit or loss	-	-	-	-	-	-
XV. Total Comprehensive Income for the period (XIII+XIV) Comprising Profit (Loss) and Other comprehensive Income for the period)	(174.95)	93.59	(2197.72)	(81.36)	(4041.99)	(7591.26)
XVI. Paid-up Equity Share Capital	13532	13532	13532	13532	13532	13532
Face value of equity share capital (Rs.)	10.00	10.00	10.00	10.00	10.00	10.00
XVII. Reserves excluding Revaluation Reserves as per balance sheet	-	-	-	-	-	(6274.99)
XVIII. Earnings per equity share						
Basic	(0.12)	0.07	(1.61)	(0.05)	(2.99)	(5.62)
Diluted	(0.12)	0.07	(1.61)	(0.05)	(2.99)	(5.62)

Note: 1. The above financial results have been reviewed by Audit Committee and approved by Board of Directors in their meeting held on 11/11/2022.

2. The Statutory Auditors of the Company have carried out a limited review of the above Unaudited Financial Results for the quarter and half year ended 30th September, 2022 in terms of Regulation 33 of the SEBI (Listing Obligations and Disclosure Requirements) Regulations, 2015.

3. Previous year figures have been regrouped and rearranged wherever necessary to make them comparable with those of current period.

Place: Chandigarh
Dated : 11/11/2022



MANAGING DIRECTOR



INDIAN ACRYLICS LIMITED**CIN: L24301PB1986PLC006715**

REGD. OFFICE: VILLAGE HARKISHANPURA, SUB-TEHSIL BHAWANIGARH, DISTT. SANGRUR (PB)-148026.

Website: www.indianacrylics.com; Email ID: shares@indianacrylics.com

Segment wise Revenue, Results and Capital Employed (Consolidated)

INR LAKHS

Particulars	QUARTER ENDED			HALF YEAR ENDED		YEAR ENDED
	30.09.2022	30.06.2022	30.09.2021	30.09.2022	30.09.2021	31.03.2022
1 Segment Revenue						
Fibre	19868.29	19088.25	12711.65	38956.54	18274.88	46747.22
Yarn	11083.72	11191.07	9213.63	22274.79	12924.00	30406.79
Total	30952.01	30279.32	21925.28	61231.33	31198.88	77154.01
Less: Inter-segment revenue	(6371.50)	(6576.98)	(4912.40)	(12948.48)	(7019.25)	(15342.18)
Total	24580.51	23702.34	17012.88	48282.85	24179.63	61811.83
2 Segment result						
Profit before tax and finance cost						
Fibre	1273.51	1260.81	(718.18)	2534.32	(1305.96)	(2533.57)
Yarn	(292.92)	34.49	(516.59)	(258.43)	(880.21)	(1426.56)
Total	980.59	1295.30	(1234.77)	2275.89	(2186.17)	(3960.13)
(i) Less :- Finance Cost	1071.98	1135.87	884.16	2207.85	1739.15	3396.17
(ii) Less :-Unallocable expenses	69.65	60.14	62.82	129.79	123.02	251.41
Total Profit before tax	(161.04)	99.29	(2181.75)	(61.75)	(4048.34)	(7607.71)
3 Capital Employed						
(Segment Assets - Segment Liabilities)						
Fibre	7821.43	8199.57	10336.54	7821.43	10336.54	7902.79
Yarn	(645.56)	(849.20)	469.96	(645.56)	469.96	(645.56)
Unallocable Capital Employed						
Total	7175.87	7350.37	10806.50	7175.87	10806.50	7257.23

Note : Previous year figures have been regrouped and rearranged wherever necessary to make them comparable with those of current period.

Place: Chandigarh

Date: 11/11/2022

MANAGING DIRECTOR



INDIAN ACRYLICS LIMITED


STANDALONE CASH FLOW STATEMENT AS AT 30TH SEPTEMBER, 2022

(INR LAKHS)

		30.09.2022 UNAUDITED	31.03.2022 AUDITED
A.	CASH FLOW FROM OPERATING ACTIVITIES :		
	NET PROFIT BEFORE TAX AND EXTRAORDINARY ITEMS	(61.66)	(7,606.91)
	ADJUSTMENT FOR :		
i)	ADD: DEPRECIATION	1,162.09	2,475.49
ii)	ADD: INTEREST & FINANCIAL CHARGES EXPENSES	2,207.85	3,396.17
	LESS: INCOME TAX (MAT)	0.00	-
	OPERATING PROFIT BEFORE WORKING CAPITAL CHANGES	3,308.28	(1,735.25)
	ADJUSTMENTS FOR :		
	TRADE AND OTHER RECEIVABLES	(1,823.16)	(1,327.69)
	INVENTORIES	2,682.78	1,462.86
	TRANSITION IMPACT OF LEASE RENTALS	0.00	-
	TRADE PAYABLES / CURRENT LIABILITIES	(3,067.01)	10,319.89
	OTHER COMPREHENSIVE INCOME	(20.98)	15.95
	CASH GENERATED FROM OPERATIONS	1,079.91	8,735.76
B.	CASH FLOW FROM INVESTING ACTIVITIES :		
	PURCHASE OF FIXED ASSETS	(102.46)	(643.23)
	RIGHT TO USE ASSET	94.50	188.99
	SALE OF FIXED ASSETS	0.00	81.91
	INVESTMENT IN EQUITY	2.28	0.85
	NET CASH USED IN INVESTING ACTIVITIES	(5.68)	(371.48)
C.	CASH FLOW FROM FINANCING ACTIVITIES :		
	INTEREST & FINANCIAL CHARGES PAID	(2,207.85)	(3,396.17)
	TERM LOANS RECEIVED	0.00	-
	TERM LOANS REPAYMENTS	(1,865.59)	(2,664.03)
	UNSECURED LOAN (INTER CORPORATE LOANS) (PAID)/RECEIVED	494.82	2,373.64
	NET CASH FROM FINANCING ACTIVITIES	(3,578.62)	(3,686.56)
D.	NET INCREASE/(DECREASE) IN CASH AND BANK BALANCES	(2,504.39)	4,677.72
	CASH AND BANK BALANCES (OPENING BALANCE)	5,764.75	1,087.03
	CASH AND BANK BALANCES (CLOSING BALANCE)	3,260.36	5,764.75

Place : Chandigarh

Date : 11.11.2022



MANAGING DIRECTOR



INDIAN ACRYLICS LIMITED


CONSOLIDATED CASH FLOW STATEMENT AS AT 30TH SEPTEMBER, 2022

(INR LAKHS)

		30.09.2022 UNAUDITED	31.03.2022 AUDITED
A.	CASH FLOW FROM OPERATING ACTIVITIES :		
	NET PROFIT BEFORE TAX AND EXTRAORDINARY ITEMS	(61.75)	(7,607.71)
	ADJUSTMENT FOR :		
i)	ADD: DEPRECIATION	1,162.09	2,475.49
ii)	ADD: INTEREST & FINANCIAL CHARGES EXPENSES	2,207.85	3,396.17
	LESS: INCOME TAX (MAT)	0.00	-
	OPERATING PROFIT BEFORE WORKING CAPITAL CHANGES	3,308.19	(1,736.05)
	ADJUSTMENTS FOR :		
	TRADE AND OTHER RECEIVABLES	(1,822.40)	(1,327.39)
	INVENTORIES	2,682.78	1,462.86
	TRANSITION IMPACT OF LEASE RENTALS	0.00	-
	TRADE PAYABLES / CURRENT LIABILITIES	(3,067.01)	10,319.72
	OTHER COMPREHENSIVE INCOME	(19.61)	16.45
	CASH GENERATED FROM OPERATIONS	1,081.95	8,735.59
B.	CASH FLOW FROM INVESTING ACTIVITIES :		
	PURCHASE OF FIXED ASSETS	(102.46)	(643.23)
	RIGHT TO USE ASSET	94.50	188.99
	SALE OF FIXED ASSETS	0.00	81.91
	INVESTMENT IN EQUITY	0.00	-
	NET CASH USED IN INVESTING ACTIVITIES	(7.96)	(372.33)
C.	CASH FLOW FROM FINANCING ACTIVITIES :		
	INTEREST & FINANCIAL CHARGES PAID	(2,207.85)	(3,396.17)
	TERM LOANS RECEIVED	0.00	-
	TERM LOANS REPAYMENTS	(1,865.59)	(2,664.03)
	UNSECURED LOAN (INTER CORPORATE LOANS) (PAID)/ RECEIVED	494.82	2,373.64
	NET CASH FROM FINANCING ACTIVITIES	(3,578.62)	(3,686.56)
D.	NET INCREASE/(DECREASE) IN CASH AND BANK BALANCES	(2,504.63)	4,676.70
	CASH AND BANK BALANCES (OPENING BALANCE)	5,767.31	1,090.61
	CASH AND BANK BALANCES (CLOSING BALANCE)	3,262.68	5,767.31

Place : Chandigarh

Date : 11.11.2022



 MANAGING DIRECTOR

