



# Chola

Financial Holdings

February 11, 2022

**The Manager**  
**Listing Department**  
**National Stock Exchange of India Ltd**  
**Exchange Plaza, 5th Floor**  
**Plot No.C-1, Block G**  
**Bandra-Kurla Complex**  
**Bandra (E)**  
**Mumbai 400 051**

**The Secretary**  
**BSE Limited,**  
**25<sup>th</sup> Floor, Phiroze Jeejeebhoy Towers,**  
**Dalal Street, Fort,**  
**Mumbai 400 001**

**Symbol : CHOLAHLDNG**

**Scrip Code : 504973**

Dear Sir / Madam,

**Sub: Intimation on the outcome of the Board Meeting held on February 11, 2022**

Kindly refer our letter dated January 20, 2022, intimating you of the convening of the meeting of the Board of Directors to inter alia consider and approve the un-audited financial results for the quarter ended December 31, 2021.

In this regard, pursuant to regulation 30 and regulation 51 read with (Part A and Part B of Schedule III) of the SEBI (Listing Obligations and Disclosure Requirements) Regulations, 2015, as amended, ('Listing Regulations'), we wish to inform you that the Board of Directors at their meeting held today approved the un-audited (standalone & consolidated) financial results of the Company for the quarter ended December 31, 2021.

We enclose a copy of the following as prescribed under the Listing Regulations:

- The detailed format of the un-audited (standalone & consolidated) financial results being submitted as per the Listing Regulations. The said results will be uploaded on the websites of the stock exchanges. The financial results will also be published in newspapers as per the format prescribed in the Listing Regulations;
- Limited Review reports on standalone and consolidated financial results from the statutory auditors;
- Disclosure under regulation 52(4) of the Listing Regulations;
- Press release with regard to the above financial results being released for publication.

The meeting of Board of Directors commenced at 12.45 pm and concluded at 4:20 pm.

Kindly take the above information on record and acknowledge receipt.

Thanking you,

Yours faithfully,  
**For Cholamandalam Financial Holdings Limited**

  
**E Krithika**  
**Company Secretary**

Encl: As above

**Cholamandalam Financial Holdings Limited**

(Formerly known as TI Financial Holdings Limited)

Dare House, 234, N.S.C. Bose Road, Chennai 600 001, India.

Tel : +91.44.4217 7770-5 Fax : 91.44.4211 0404

Website : www.cholafhl.com

CIN - L65100TN1949PLC002905



**murugappa**

**CHOLAMANDALAM FINANCIAL HOLDINGS LIMITED**  
**CIN - L65100TN1949PLC002905**  
**Registered Office : DARE HOUSE, 234, NSC Bose Road, Chennai - 600 001**  
**Statement of Unaudited Standalone Financial Results for the quarter and nine months ended December 31, 2021**

Particulars	Rs. Crores unless specified					
	Quarter ended			Nine months ended		Year ended
	31.12.2021	30.09.2021	31.12.2020	31.12.2021	31.12.2020	31.03.2021
	Unaudited (Refer Note 9)	Unaudited	Unaudited (Refer Note 9)	Unaudited	Unaudited	Audited
1	2	3	4	5	6	
1. Revenue from operations						
-Interest Income	0.29	0.06	0.31	0.48	1.26	1.50
-Dividend Income	-	26.22	-	26.22	0.12	48.60
-Service Income	1.98	1.99	1.99	5.96	5.97	7.95
Total	2.27	28.27	2.30	32.66	7.35	58.05
2. Other Income	-	-	0.05	-	0.05	0.09
3. Total Income (1+2)	2.27	28.27	2.35	32.66	7.40	58.14
4. Expenses						
a) Finance Cost	2.55	2.57	5.38	7.65	16.22	21.66
b) Impairment of financial instruments	-	-	0.05	-	0.05	0.05
c) Employee benefits expense	0.32	0.32	0.26	0.92	0.78	1.07
d) Depreciation and amortisation expense	-	0.01	-	0.01	0.01	0.01
e) Other expenditure	0.15	0.18	0.14	0.57	0.60	1.45
Total expenses	3.02	3.08	5.83	9.15	17.66	24.24
5. Profit / (Loss) before tax (3-4)	(0.75)	25.19	(3.48)	23.51	(10.26)	33.90
6. Tax expense						
a) Current tax	0.53	3.77	-	4.30	-	12.19
b) Deferred tax	-	-	-	-	-	-
Total Tax expense	0.53	3.77	-	4.30	-	12.19
7. Profit / (Loss) for the period (5-6)	(1.28)	21.42	(3.48)	19.21	(10.26)	21.71
8. Other Comprehensive Income - Gain/(loss)						
a) (i) Items that will not be reclassified to Profit or Loss	0.32	-	0.45	0.87	0.79	0.91
(ii) Income tax relating to Items that will not be reclassified to Profit or Loss	(0.01)	(0.01)	(0.05)	(0.05)	(0.09)	(0.38)
b) (i) Items that will be reclassified to Profit or Loss	-	-	-	-	-	-
(ii) Income tax relating to Items that will be reclassified to Profit or Loss	-	-	-	-	-	-
Total Other Comprehensive Income	0.31	(0.01)	0.40	0.82	0.70	0.53
9. Total Comprehensive Income for the period (7+8)	(0.97)	21.41	(3.08)	20.03	(9.56)	22.24
10. Paid-up equity share capital (Rs.1/- per share)	18.77	18.77	18.77	18.77	18.77	18.77
11. Capital redemption reserve	6.15	6.15	6.15	6.15	6.15	6.15
12. Net worth (Equity Share Capital + Other Equity)	1150.83	1151.56	1108.74	1150.83	1108.74	1140.75
13. Earnings per Share of Rs.1/- each - not annualised (Rs.)						
a) Basic	(0.07)	1.14	(0.19)	1.02	(0.55)	1.16
b) Diluted	(0.07)	1.14	(0.19)	1.02	(0.55)	1.16



*M M*



**CHOLAMANDALAM FINANCIAL HOLDINGS LIMITED**  
 CIN - L65100TN1949PLC002905  
 Registered Office : DARE HOUSE, 234, NSC Bose Road, Chennai - 600 001  
 Statement of Unaudited Consolidated Financial Results for the quarter and nine months ended December 31, 2021

Particulars	Rs. Crores unless specified					
	Quarter ended			Nine months ended		Year ended
	31.12.2021 Unaudited (Refer Note 9)	30.09.2021 Unaudited	31.12.2020 Unaudited (Refer Note 9)	31.12.2021 Unaudited	31.12.2020 Unaudited	31.03.2021 Audited
	1	2	3	4	5	6
<b>1. Revenue from operations</b>						
-Interest Income	2,591.15	2,495.82	2,594.56	7,633.84	7,349.19	9,886.37
-Dividend Income	0.88	1.61	0.31	2.90	1.16	1.74
-Gross Premium Income	1,162.61	1,190.61	1,000.91	3,453.70	3,069.81	4,144.38
-Premium ceded to reinsurers	(288.04)	(337.32)	(212.46)	(888.65)	(687.33)	(943.11)
-Fee & Commission Income	235.43	176.41	145.87	573.66	371.71	536.17
-Net gain/(loss) on fair value change on financial instrument	3.18	34.72	94.23	61.32	213.69	194.23
-Service Income	21.17	21.28	21.25	63.81	59.39	80.37
<b>Total</b>	<b>3,726.38</b>	<b>3,583.13</b>	<b>3,644.67</b>	<b>10,900.58</b>	<b>10,377.62</b>	<b>13,900.15</b>
<b>2. Other Income</b>	<b>0.37</b>	<b>0.40</b>	<b>0.48</b>	<b>1.06</b>	<b>4.53</b>	<b>4.75</b>
<b>3. Total Income (1+2)</b>	<b>3,726.75</b>	<b>3,583.53</b>	<b>3,645.15</b>	<b>10,901.64</b>	<b>10,382.15</b>	<b>13,904.90</b>
<b>4. Expenses</b>						
a) Finance costs	1,054.13	1,085.40	1,148.99	3,248.82	3,479.66	4,607.82
b) Insurance Claims (net of reinsurance recoveries)	556.14	567.01	668.37	1,778.64	1,749.35	2,379.77
c) Impairment of financial instruments	249.10	18.44	452.80	821.18	939.78	1,433.25
d) Employee benefits expense	280.64	289.01	204.73	769.60	627.40	935.50
e) Depreciation and amortisation expense	37.61	36.78	38.24	112.50	106.69	145.47
f) Other expenditure	818.18	714.07	521.03	2,085.48	1,391.58	2,002.81
<b>Total expenses</b>	<b>2,995.80</b>	<b>2,710.71</b>	<b>3,034.16</b>	<b>8,816.22</b>	<b>8,294.46</b>	<b>11,504.62</b>
<b>5. Profit before share of profit/(loss) from Associates &amp; Joint Venture and tax (3-4)</b>	<b>730.95</b>	<b>872.82</b>	<b>610.99</b>	<b>2,085.42</b>	<b>2,087.69</b>	<b>2,400.28</b>
<b>6. Share of Profit/(Loss) from Associates &amp; Joint Venture (Net of tax)</b>	<b>0.78</b>	<b>0.78</b>	<b>1.53</b>	<b>1.19</b>	<b>(0.34)</b>	<b>0.32</b>
<b>7. Profit before Tax (5+6)</b>	<b>731.73</b>	<b>873.60</b>	<b>612.52</b>	<b>2,086.61</b>	<b>2,087.35</b>	<b>2,400.60</b>
<b>8. Tax expense</b>						
a) Current tax	171.06	174.13	253.50	520.49	716.34	900.22
b) Deferred tax	17.21	47.53	(95.84)	13.49	(178.86)	(263.84)
<b>Total Tax expense</b>	<b>188.27</b>	<b>221.66</b>	<b>157.66</b>	<b>533.98</b>	<b>537.48</b>	<b>636.38</b>
<b>9. Profit after tax (7-8)</b>	<b>543.46</b>	<b>651.94</b>	<b>454.86</b>	<b>1,552.63</b>	<b>1,549.87</b>	<b>1,764.22</b>
<b>Profit for the year attributable to:</b>						
-Owners of the Company	248.93	303.09	212.81	718.42	740.70	824.64
-Non-Controlling Interest	294.53	348.85	242.05	834.21	809.17	939.58
<b>10. Other Comprehensive Income- Gain/(loss)</b>						
a. (i) Items that will not be reclassified to Profit or Loss	6.70	(1.12)	1.77	10.01	6.41	4.75
(ii) Income tax relating to Items that will not be reclassified to Profit or Loss	(0.61)	0.35	0.27	(0.24)	(0.12)	0.05
b. (i) Items that will be reclassified to Profit or Loss	81.32	7.54	75.03	102.12	2.50	(92.38)
(ii) Income tax relating to Items that will be reclassified to Profit or Loss	(20.25)	(2.12)	(18.89)	(25.71)	(0.63)	23.25
<b>Other Comprehensive Income for the year</b>	<b>67.16</b>	<b>4.65</b>	<b>58.18</b>	<b>86.18</b>	<b>8.16</b>	<b>(64.33)</b>
<b>Other Comprehensive Income for the year attributable to:</b>						
-Owners of the Company	22.54	7.17	33.01	38.83	10.18	(34.14)
-Non-Controlling Interest	44.62	(2.52)	25.17	47.35	(2.02)	(30.19)
<b>11. Total Comprehensive Income for the year (9+10)</b>	<b>610.62</b>	<b>656.59</b>	<b>513.04</b>	<b>1,638.81</b>	<b>1,558.03</b>	<b>1,699.89</b>
<b>Total Comprehensive Income for the year attributable to:</b>						
-Owners of the Company	271.47	310.26	245.82	757.25	750.88	790.50
-Non-Controlling Interest	339.15	346.33	267.22	881.56	807.15	909.39
<b>12. Paid-up equity share capital (Rs.1/- per share)</b>	<b>18.77</b>	<b>18.77</b>	<b>18.77</b>	<b>18.77</b>	<b>18.77</b>	<b>18.77</b>
<b>13. Earnings per Share of Rs.1/- each - not annualised (Rs.)</b>						
a) Basic	13.26	16.14	11.34	38.27	39.46	43.93
b) Diluted	13.26	16.14	11.34	38.27	39.46	43.93



*M.M. Ranganathan*


**CHOLAMANDALAM FINANCIAL HOLDINGS LIMITED****Notes to the Unaudited Standalone and Consolidated Financial Results**

- The above financial results have been reviewed by the Audit Committee and approved by the Board of Directors at their meeting held on February 11, 2022.
- In Compliance with Regulation 33 and 52 of Securities Exchange Board of India ("SEBI") (Listing Obligations and Disclosure Requirements) Regulations, 2015, a limited review of financial results for the quarter and nine months ended December 31, 2021 has been carried out by Statutory auditors.
- The consolidated financial results of the Company comprising the Company, its Subsidiaries (together 'the Group'), Joint Venture and Associates, include the results of the following entities:

Company	Relationship under Ind AS
Cholamandalam Investment and Finance Company Limited (CIFCL)	Subsidiary
Cholamandalam Securities Limited	Subsidiary of CIFCL
Cholamandalam Home Finance Limited	Subsidiary of CIFCL
White Data Systems India Private Limited	Associate of CIFCL
Vishvakarma Payments Private Limited	Associate of CIFCL (from March 2021)
Paytail Commerce Private Limited	Associate of CIFCL (from September 2021)
Cholamandalam MS General Insurance Company Limited (MSGICL)	Subsidiary
Cholamandalam MS Risk Services Limited	Joint Venture

- Reserve Bank of India issued a circular on Nov 12, 2021 clarifying and / or harmonising certain aspects of the extant regulatory guidelines with a view to ensuring uniformity in implementation of IRACP norms across all lending institutions. CIFCL has taken steps to implement / comply with the same for regulatory purposes, as applicable.
- Impact of COVID-19 pandemic on the Group's operations**  
The Covid-19 pandemic has affected several countries across the world, including India, Consequent lockdowns and varying restrictions imposed by the government across several jurisdictions in which the Group operates has considerably impacted the business operations during the quarter ended December 31, 2021.
- Cholamandalam Investment and Finance Company Limited (CIFCL)**  
The impact of COVID-19 pandemic and its possible consequential implications on CIFCL's operations and financial metrics, including the estimates of impairment of loans will depend on the future developments, which are highly uncertain. Management continues to monitor the evolving situation and has considered events up to the date of these financial results, to determine the financial implications including in respect of Expected Credit Loss (ECL) provisioning, as at December 31, 2021, and has made cumulative expected credit loss provision for loans as on December 31, 2021 which aggregates to Rs 2,898 Crore (Rs 2,444 crore for March 31, 2021). CIFCL holds a management overlay of Rs. 836 crore as at December 31, 2021 (Rs 1,100 crore - March 31, 2021) as part of its ECL provision. Given the dynamic and evolving nature of pandemic, these estimates are subject to uncertainty caused by the ongoing Covid-19 pandemic including its severity and duration and other related events.
- Cholamandalam MS General Insurance Company Limited (MSGICL)**  
MSGICL has assessed the impact of Covid-19, on its operations, and its financial results. The assessment includes but not limited to valuation of policy related liabilities and solvency position of MSGICL as at December 31, 2021. MSGICL continues to closely monitor the implications of the pandemic on its operations and financial results / position, which are dependent on the circumstances as they evolve in subsequent periods.
- The Company consolidates the financial results of its subsidiary, MSGICL, based on the financial information provided by MSGICL, which received a correspondence dated July 23, 2021 from Insurance Regulatory Development Authority of India (IRDAI), pursuant to which:
  - Absorb the amount outstanding as on March 31, 2021 under the head "prepayments" pertaining to costs incurred for acquiring long term policies in the past years in four quarters, starting from April 01, 2021, on a straight line basis and also with effect from April 01, 2021, expense such acquisition costs on long term policies in the period in which they are incurred. Accordingly, Rs 272.38 crore has been absorbed during the nine months period ended December 31, 2021, which related to the prepayments as at March 31, 2021 and Rs 157.08 crore incurred during the period has been expensed in the Statement of Profit & Loss during the nine months period ended December 31, 2021.
  - The net impact of the above in the Statement of Profit and Loss was that the profit before tax for the nine months period ended December 31, 2021 is lower by Rs 375.78 crore consequent to the aforesaid directive from IRDAI.
- The listed Redeemable Non - Convertible Debentures of the Company aggregating to face value of Rs. 150 crores as on December 31, 2021 are unsecured in nature.
- 5,690 options were exercised during the quarter ended December 31, 2021 (2,110 for the quarter ended September 30, 2021). The total outstanding employee stock options as at December 31, 2021 is 48,790 (63,982 as at March 31, 2021). These stock options have been issued by the Company in 2007 and 2016. Pursuant to a scheme of Arrangement ("the scheme"), the manufacturing business undertaking of the Company was vested in / transferred to Tube Investments of India Limited ("the resulting Company") vide the order of the National Company Law Tribunal ("NCLT") dated July 17, 2017 sanctioning the scheme. Consequent to the scheme being effective, the employees of the Company became employees of resulting Company who are the grantees to these options.
- In respect of Standalone and Consolidated financial results, the figures for the quarter ended December 31, 2020 and December 31, 2021 are the balancing figure for the nine months ended December 31, 2020 and December 31, 2021 and year to date figures for the six months ended September 30, 2020 and September 30, 2021 respectively.
- The Company is a Core Investment Company and all the activities of the Company revolve around the main business in India. As such there are no separate reportable segments as defined in Ind AS 108 - 'Operating Segments' in respect of the Standalone Financial Results. The Segment Reporting for Consolidated Financial Results is given in Appendix 1.
- The date on which the Code on Social Security, 2020 ('The Code') relating to employee benefits during employment and post-employment benefits will come into effect is yet to be notified and the related rules are yet to be finalised. The Group will evaluate the code and its rules, assess the impact, if any, and account for the same once they become effective.
- Ratios pursuant to Regulation 52(4) of SEBI (Listing Obligations and Disclosure Requirements) Regulations 2015, is disclosed in Appendix 2.
- Prior period figures have been regrouped wherever necessary to conform to the current period presentation.

On behalf of the Board of Directors


M M Murugappan  
ChairmanPlace : Chennai  
Date : February 11, 2022visit us at [www.cholafhl.com](http://www.cholafhl.com)



Segment Information in respect of Unaudited Consolidated Financial Results under Listing Regulations, 2015

	Rs. Crores unless specified					
	Quarter ended			Nine months ended		Year ended
	31.12.2021 Unaudited (Refer Note 9)	30.09.2021 Unaudited	31.12.2020 Unaudited (Refer Note 9)	31.12.2021 Unaudited	31.12.2020 Unaudited	31.03.2021 Audited
	1	2	3	4	5	6
<b>1. Segment Revenue</b>						
Financing	2,557.28	2,496.40	2,520.20	7,535.42	7,099.87	9,579.53
Insurance	1,187.02	1,105.87	1,136.34	3,410.72	3,314.04	4,370.03
Others	2.27	28.27	2.30	32.66	7.35	58.05
<b>Total</b>	<b>3,746.57</b>	<b>3,630.54</b>	<b>3,658.84</b>	<b>10,978.80</b>	<b>10,421.26</b>	<b>14,007.61</b>
Less: Inter-Segment revenue	(20.19)	(47.41)	(14.17)	(78.22)	(43.64)	(107.46)
<b>Net Revenue</b>	<b>3,726.38</b>	<b>3,583.13</b>	<b>3,644.67</b>	<b>10,900.58</b>	<b>10,377.62</b>	<b>13,900.15</b>
<b>2. Segment Results (Profit before tax)</b>						
Financing	710.03	821.48	552.76	1,975.32	1,720.60	2,047.90
Insurance	21.67	52.25	61.61	112.38	377.45	366.82
Others	(0.75)	25.19	(3.49)	23.51	(10.27)	33.89
Other net un-allocable income and inter segment eliminations	-	(26.10)	0.11	(25.79)	(0.09)	(48.33)
<b>Profit Before Share of Profit/(Loss) from Associates &amp; Joint Venture</b>	<b>730.95</b>	<b>872.82</b>	<b>610.99</b>	<b>2,085.42</b>	<b>2,087.69</b>	<b>2,400.28</b>
Add: Share of Profit/(Loss) from Associates & Joint Venture (Net)	0.78	0.78	1.53	1.19	(0.34)	0.32
<b>Profit before Tax</b>	<b>731.73</b>	<b>873.60</b>	<b>612.52</b>	<b>2,086.61</b>	<b>2,087.35</b>	<b>2,400.60</b>
<b>3. Segment Assets</b>						
Financing	77,420.13	73,120.87	71,877.96	77,420.13	71,877.96	73,727.52
Insurance	14,565.30	14,153.48	13,274.60	14,565.30	13,274.60	13,701.52
Others	51.10	47.12	41.63	51.10	41.63	39.62
Other Unallocable assets	1,354.40	1,341.81	1,240.46	1,354.40	1,240.46	1,336.47
Inter Segment Assets	(156.00)	(153.65)	(198.84)	(156.00)	(198.84)	(189.57)
<b>Total</b>	<b>93,234.93</b>	<b>88,509.63</b>	<b>86,235.81</b>	<b>93,234.93</b>	<b>86,235.81</b>	<b>88,615.56</b>
<b>4. Segment Liabilities</b>						
Financing	67,129.36	63,496.46	63,305.05	67,129.36	63,305.05	65,002.11
Insurance	13,031.33	12,563.32	11,660.39	13,031.33	11,660.39	12,234.90
Others	160.50	157.02	203.49	160.50	203.49	161.31
Other Unallocable liabilities	79.87	79.68	-	79.87	-	48.07
Inter Segment liabilities	(156.00)	(153.65)	(198.84)	(156.00)	(198.84)	(189.57)
<b>Total</b>	<b>80,245.06</b>	<b>76,142.83</b>	<b>74,970.09</b>	<b>80,245.06</b>	<b>74,970.09</b>	<b>77,256.82</b>
<b>5. Capital Employed (Segment Assets - Segment Liabilities)</b>						
Financing	10,290.77	9,624.41	8,572.91	10,290.77	8,572.91	8,725.41
Insurance	1,533.97	1,590.16	1,614.21	1,533.97	1,614.21	1,466.62
Others	(109.40)	(109.90)	(161.86)	(109.40)	(161.86)	(121.69)
Unallocable	1,274.53	1,262.13	1,240.46	1,274.53	1,240.46	1,288.40
<b>Total</b>	<b>12,989.87</b>	<b>12,366.80</b>	<b>11,265.72</b>	<b>12,989.87</b>	<b>11,265.72</b>	<b>11,358.74</b>

**Notes:**

The Group's operating segments are established on the basis of those components of the Group that are evaluated regularly by the 'Chief Operating Decision Maker' as defined in Ind AS 108 'Operating Segments'

In computing the segment information, certain estimates and assumptions have been made by the management, which have been relied upon by the Statutory Auditor.

Segment information for the previous periods has been restated/regrouped/re-classified wherever necessary, to conform to the current period presentation.

On behalf of the Board of Directors

*M M Murugappan*

Place : Chennai  
Date : February 11, 2022

M M Murugappan  
Chairman

visit us at [www.cholafhi.com](http://www.cholafhi.com)



Ratios disclosed pursuant to regulation 52(4) of SEBI (Listing Obligations and Disclosure Requirements) Regulations, 2015

	Quarter ended			Nine months ended		Year ended
	31.12.2021	30.09.2021	31.12.2020	31.12.2021	31.12.2020	31.03.2021
	Unaudited	Unaudited	Unaudited	Unaudited	Unaudited	Audited
	1	2	3	4	5	6
Debt Equity Ratio	0.14	0.13	0.18	0.14	0.18	0.13
Total Debts to Total Assets	0.12	0.12	0.15	0.12	0.15	0.12
Net Profit Margin (%)	-56.39%	75.77%	-151.30%	58.82%	-139.59%	37.40%
<b>Sector Specific Ratios</b>						
Capital Ratio	855.82%	840.79%	476.44%	855.82%	476.44%	626.01%
Leverage Ratio	0.01	0.01	0.03	0.01	0.03	0.02

**Note:**

1. The following ratios are not applicable to the Company being Core Investment Company:

Current ratio, Current liability ratio, Debt service coverage ratio, Interest service Coverage ratio, Long-term debt to working capital ratio, Bad debts to Account receivables ratio, Debtors turnover, Inventory turnover and operating profit margin.

2. Debenture redemption reserve is not applicable to the Company

3. Formulae for computation of ratios

Debt = Debt Securities+Borrowings other than debt securities

Equity = Equity share capital + other equity

a) Debt Equity ratio = Debt/Equity

b) Total Debts / Total Assets = Debt / Balance sheet total assets

c) Net profit Margin (%) = Profit for the period / Revenue from operations

On behalf of the Board of Directors

*M M Murugappan*

M M Murugappan  
Chairman

Place : Chennai  
Date : February 11, 2022



**CHOLAMANDALAM FINANCIAL HOLDINGS LIMITED**  
**CIN - L65100TN1949PLC002905**  
**Registered Office : DARE HOUSE, 234, NSC Bose Road, Chennai - 600 001**  
**Extract of the detailed format of Unaudited Standalone and Consolidated Financial Results**  
**for the quarter and nine months ended December 31, 2021**

	Rs Crores					
	Standalone					
	Quarter ended			Nine months ended		Year ended
	31.12.2021 Unaudited	30.09.2021 Unaudited	31.12.2020 Unaudited	31.12.2021 Unaudited	31.12.2020 Unaudited	31.03.2021 Audited
1	2	3	4	5	6	
Total Income from operations	2.27	28.27	2.30	32.66	7.35	58.05
Net Profit / (Loss) for the period before Tax	(0.75)	25.19	(3.48)	23.51	(10.26)	33.90
Net Profit / (Loss) for the period after Tax	(1.28)	21.42	(3.48)	19.21	(10.26)	21.71
Total Comprehensive Income for the period (Comprising Profit for the period after tax and Other Comprehensive Income after tax)	(0.97)	21.41	(3.08)	20.03	(9.56)	22.24
Equity Share Capital	18.77	18.77	18.77	18.77	18.77	18.77
Reserves (excluding Revaluation Reserves, securities premium account and capital redemption reserve)	919.94	920.91	878.44	919.94	878.44	910.24
Securities premium account	205.97	205.73	205.38	205.97	205.38	205.59
Capital Redemption reserve	6.15	6.15	6.15	6.15	6.15	6.15
Networth	1,150.83	1,151.56	1,108.74	1,150.83	1,108.74	1,140.75
Outstanding Debt	157.62	155.06	200.88	157.62	200.88	149.98
Outstanding Redeemable preference shares	Nil	Nil	Nil	Nil	Nil	Nil
Debenture Redemption reserve	-	-	-	-	-	-
Debt Equity Ratio	0.14	0.13	0.18	0.14	0.18	0.13
Earnings per Share of Rs.1/- each - not annualised (Rs.)						
a) Basic	(0.07)	1.14	(0.19)	1.02	(0.55)	1.16
b) Diluted	(0.07)	1.14	(0.19)	1.02	(0.55)	1.16

	Consolidated					
	Quarter ended			Nine months ended		Year ended
	31.12.2021 Unaudited	30.09.2021 Unaudited	31.12.2020 Unaudited	31.12.2021 Unaudited	31.12.2020 Unaudited	31.03.2021 Audited
	1	2	3	4	5	6
Total Income from operations	3,726.38	3,583.13	3,644.67	10,900.58	10,377.62	13,900.15
Net Profit for the period before Tax	731.73	873.60	612.52	2,086.61	2,087.35	2,400.60
Net Profit for the period after Tax	543.46	651.94	454.86	1,552.63	1,549.87	1,764.22
Total Comprehensive Income for the period (Comprising Profit for the period after tax and Other Comprehensive Income after tax)	610.62	656.59	513.04	1,638.81	1,558.03	1,699.89
Equity Share Capital	18.77	18.77	18.77	18.77	18.77	18.77
Reserves (excluding Revaluation Reserves, securities premium account and capital redemption reserve)	10,611.83	9,995.34	8,916.42	10,611.83	8,916.42	9,001.44
Securities premium account	2,320.12	2,313.54	2,291.38	2,320.12	2,291.38	2,299.38
Capital Redemption reserve	39.15	39.15	39.15	39.15	39.15	39.15
Networth	12,989.87	12,366.80	11,265.72	12,989.87	11,265.72	11,358.74
Outstanding Debt	65,882.80	62,387.99	62,166.45	65,882.80	62,166.45	63,797.15
Outstanding Redeemable preference shares	Nil	Nil	Nil	Nil	Nil	Nil
Debenture Redemption reserve	20.00	20.00	20.00	20.00	20.00	20.00
Debt Equity Ratio	5.07	5.04	5.52	5.07	5.52	5.62
Earnings per Share of Rs.1/- each - not annualised (Rs.)						
a) Basic	13.26	16.14	11.34	38.27	39.46	43.93
b) Diluted	13.26	16.14	11.34	38.27	39.46	43.93

Note : Interest Service Coverage Ratio and Debt Service Coverage ratio not applicable being the Company is a Core Investment Company.

Note: The above is an extract of the detailed format of Quarterly Financial Results filed with the Stock Exchanges under Regulation 33 of the SEBI (Listing and Other Disclosure Requirements) Regulations, 2015. The full format of the Standalone and Consolidated Financial Results for the quarter ended December 31, 2021 is available on the Stock Exchange websites, www.nseindia.com and www.bseindia.com and also on the Company's website www.cholafhl.com.

For Cholamandalam Financial Holdings Limited

*M M Murugappan*

M M Murugappan  
Chairman

Place : Chennai  
Date : February 11, 2022

visit us at [www.cholafhl.com](http://www.cholafhl.com)





# Sharp & Tannan Associates

## Chartered Accountants

802, Lloyds Chambers, Dr. Ambedkar Road  
Opp. Ambedkar Bhavan, Pune 411011, INDIA.

T: +91 20 2605 0802  
F: +91 20 2605 0803  
E: pune.office@sharp-tannan.com  
W: www.sharp-tannan.com

**Independent Auditor's Limited Review Report on standalone unaudited financial results of Cholamandalam Financial Holdings Limited for the quarter and nine months ended 31 December 2021, pursuant to the Regulation 33 and Regulation 52 of the Securities and Exchange Board of India (Listing Obligations and Disclosure Requirements) Regulations, 2015, as amended**

To  
**The Board of Directors of  
Cholamandalam Financial Holdings Limited**  
(CIN: L65100TN1949PLC002905)  
Chennai – 600 001

### Introduction:

1. We have reviewed the accompanying statement of standalone unaudited financial results of Cholamandalam Financial Holdings Limited ('the Company') for the quarter and nine months ended 31 December 2021, together with notes thereon ('the Statement') attached herewith, being submitted by the Company pursuant to the requirement of Regulation 33 and Regulation 52 of the Securities and Exchange Board of India (Listing Obligations and Disclosure Requirements) Regulations, 2015, as amended ('Listing Regulations'), including relevant circulars issued by the Securities and Exchange Board of India ('SEBI') from time to time. We have initialled the Statement for identification purpose only.
2. This Statement, which is the responsibility of the Company's management and approved by the Company's Board of Directors on 11 February 2022, has been prepared in accordance with the recognition and measurement principles laid down in Indian Accounting Standard 34 'Interim Financial Reporting' ('Ind AS 34'), prescribed under Section 133 of the Companies Act, 2013, as amended ('the Act'), read with relevant rules issued thereunder and other recognised accounting practices and policies generally accepted in India and in compliance with Regulation 33 and Regulation 52 of the Listing Regulations in this regard. Our responsibility is to express a conclusion on the Statement based on our review.

### Scope of our review:

3. We conducted our review of the Statement in accordance with the Standard on Review Engagements (SRE) 2410, 'Review of Interim Financial Information Performed by the Independent Auditor of the Entity', issued by the Institute of Chartered Accountants of India. This standard requires that we plan and perform the review to obtain moderate assurance as to whether the Statement is free of material misstatement. A review of interim financial information consists of making inquiries primarily with company personnel responsible for financial and accounting matters, and other review procedures. A review is substantially less in scope than an audit conducted in accordance with Standards on Auditing specified under section 143(10) of the Act and consequently does not enable us to obtain assurance that we would become aware of all significant matters that might be identified in an audit. Accordingly, we do not express an audit opinion.



.....2



**Conclusion:**

4. Based on our review conducted as stated above, nothing has come to our attention that causes us to believe that the accompanying Statement, prepared in accordance with the recognition and measurement principles laid down in Ind AS 34 as prescribed under section 133 of the Act and other recognised accounting practices and policies generally accepted in India has not disclosed the information required to be disclosed in terms of Regulation 33 and Regulation 52 of the Listing Regulations in this regard, including the manner in which it is to be disclosed, or that it contains any material misstatement.

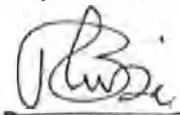
**5. Other matters:**

- (a) The Statement includes the results for the corresponding quarter and nine months ended 31 December 2020 which have been reviewed by predecessor auditors who issued their unmodified conclusion vide their reports dated 5 February 2021.
- (b) The Statement includes the results for the year ended 31 March 2021 which have been audited by predecessor auditors who issued their unmodified opinion vide their report dated 14 May 2021.

Our conclusion is not modified in respect of these matters.

**Sharp & Tannan Associates**  
Chartered Accountants  
(Firm's Registration no. 109983W)

by the hand of



**Pramod Bhise**

Partner

Membership no.(F) 047751  
UDIN: 22047751ABJLYR9032



Place: Pune

Date: 11 February 2022

# Sharp & Tannan Associates

Chartered Accountants

802, Lloyds Chambers, Dr. Ambedkar Road  
Opp. Ambedkar Bhavan, Pune 411011, INDIA.

T: +91 20 2605 0802  
F: +91 20 2605 0803  
E: pune.office@sharp-tannan.com  
W: www.sharp-tannan.com

**Independent Auditor's Limited Review Report on consolidated unaudited financial results of Cholamandalam Financial Holdings Limited for the quarter and nine months ended 31 December 2021, pursuant to the Regulation 33 and Regulation 52 of the Securities and Exchange Board of India (Listing Obligations and Disclosure Requirements) Regulations, 2015, as amended**

To

**The Board of Directors of  
Cholamandalam Financial Holdings Limited**  
(CIN: L65100TN1949PLC002905)  
Chennai – 600 001


**Introduction:**

1. We have reviewed the accompanying statement of consolidated unaudited financial results of Cholamandalam Financial Holdings Limited ('the Parent' or 'the Holding Company') and its subsidiaries (the Parent and its subsidiaries together referred to as 'the Group'), which includes its share of the net profit / (loss) after tax and total comprehensive income / (loss) of its associates and joint venture for the quarter and nine months ended 31 December 2021, together with notes thereon ('the Statement') attached herewith, being submitted by the Parent pursuant to the requirements of Regulation 33 and Regulation 52 of the Securities and Exchange Board of India (Listing Obligations and Disclosure Requirements) Regulations, 2015, as amended ('Listing Regulations'), including relevant circulars issued by the Securities and Exchange Board of India ('SEBI') from time to time. We have initialled the Statement for identification purpose only.
2. This Statement, which is the responsibility of the Parent's management and approved by the Parent's Board of Directors on 11 February 2022, has been prepared in accordance with the recognition and measurement principles laid down in Indian Accounting Standard 34 'Interim Financial Reporting' ('Ind AS 34'), prescribed under Section 133 of the Companies Act, 2013, as amended ('the Act') read with relevant rules issued thereunder and other recognised accounting practices and policies generally accepted in India and in compliance with Regulation 33 and Regulation 52 of the Listing Regulations in this regard. Our responsibility is to express a conclusion on the Statement based on our review.

**Scope of our review:**

3. We conducted our review of the Statement in accordance with the Standard on Review Engagements (SRE) 2410, 'Review of Interim Financial Information Performed by the Independent Auditor of the Entity', issued by the Institute of Chartered Accountants of India. This standard requires that we plan and perform the review to obtain moderate assurance as to whether the Statement is free of material misstatement. A review of interim financial information consists of making inquiries primarily with Holding Company's personnel responsible for financial and accounting matters and applying analytical and other review procedures. A review is substantially less in scope than an audit conducted in accordance with Standards on Auditing specified under section 143(10) of the Act and consequently does not enable us to obtain assurance that we would become aware of all significant matters that might be identified in an audit. Accordingly, we do not express an audit opinion. We also performed procedures in accordance with the circular issued by the SEBI under Regulation 33(8) of the Listing Regulations, to the extent applicable.

....2





4. The Statement includes the results / financial information of the following entities:

Subsidiaries:

- a. Cholamandalam Investment and Finance Company Limited (CIFCL)
- b. Cholamandalam MS General Insurance Company Limited (MSGICL)
- c. Cholamandalam Securities Limited (Subsidiary of CIFCL)
- d. Cholamandalam Home Finance Limited (Subsidiary of CIFCL)

Associates:

- a. White Data Systems India Private Limited (Associate of CIFCL)
- b. Vishvakarma Payments Private Limited (Associate of CIFCL from 30 March 2021)
- c. Paytail Commerce Private Limited (Associate of CIFCL from 15 September 2021)

Joint venture:

- a. Cholamandalam MS Risk Services Limited

**Conclusion:**

5. Based on our review conducted and procedures performed as stated in paragraph 3 above and based on consideration of the review reports of other auditors referred to in 'Other matters' paragraph below, nothing has come to our attention that causes us to believe that the accompanying Statement, prepared in accordance with the recognition and measurement principles laid down in Ind AS 34 as prescribed under section 133 of the Act and other recognized accounting practices and policies generally accepted in India, has not disclosed the information required to be disclosed in terms of Regulation 33 and Regulation 52 of the Listing Regulations, including the manner in which it is to be disclosed, or that it contains any material misstatement.

**Emphasis of matter**

6. We reproduce hereunder the 'Emphasis of matter' issued by the independent auditors of two subsidiaries viz. Cholamandalam Investment and Finance Company Limited ('CIFCL') and Cholamandalam MS General Insurance Company Limited ('MSGICL') vide their limited review report on the consolidated and standalone financial results respectively, to the extent the same are found significant as per the guidance issued by the Institute of Chartered Accountants of India, from time to time and which also forms the 'Emphasis of matter' in our review report on the accompanying Statement of the Group:
  - a. "We draw your attention to Note 6 to the Statement, which describes the management's assessment of the impact of the outbreak of Coronavirus (Covid-19) on the business operations of the Group (CIFCL Group) and its associates. In view of the uncertain economic environment, a definitive assessment of the impact on the subsequent periods is highly dependent upon circumstances as they evolve." (Refer note 5a)
  - b. "We draw your attention to Note G of the Statement, wherein the Company has disclosed impact assessment for COVID-19 pandemic. As stated in the said note, such impact assessment done by the management of the Company (MSGICL) is dependent on the circumstances as they evolve in subsequent periods. Our review conclusion is not modified in this regard." (Refer note 5b)

Our conclusion is not modified in respect of these matters of emphasis.



A handwritten signature in black ink, appearing to be the initials "R.B." or similar.

7. **Other matters**

- a. The consolidated unaudited financial results include the interim financial results of four subsidiaries which have been reviewed by other auditors, whose interim financial results reflect, total revenue of Rs. 4,116.44 crores and Rs. 12,039.50 crores, net profit after tax of Rs. 543.40 crores and Rs. 1,550.90 crores and total comprehensive income of Rs. 610.25 crores and Rs. 1,636.26 crores for the quarter and nine months ended 31 December 2021 respectively.

Out of the above, the financial results / information of CMSGICL have been prepared in accordance with the accounting principles generally accepted in India including the Accounting Standards specified under Section 133 of the Companies Act, 2013 read with relevant rules and the provisions of the Insurance Act, 1938 as amended by the Insurance Laws (Amendment) Act, 2015, the Insurance Regulatory and Development Authority Act, 1999 (as amended), the Insurance Regularity and Development Authority (Preparation of Financial Statements and Auditor's Report of Insurance Companies) Regulations, 2002, Circulars / Orders / Directions issued by the Insurance Regulatory and Development Authority of India ('IRDAI' or 'the Authority') ('Statutory GAAP') and have been reviewed by other auditors. The other auditors of this subsidiary in their report have reported that they have relied on the estimate of the subsidiary's management which has taken into consideration the appointed actuary's certificate on estimated claims Incurred but Not Reported (IBNR) and claims Incurred but Not Enough Reported (IBNER), including share of liability towards Motor Pool up to 2011. The appointed actuary has certified that the assumptions used for such valuation are in accordance with the Insurance Act, 1938 (as amended) and the regulations issued by the IRDAI and Institute of Actuaries of India in concurrence with IRDAI.

The Subsidiary's management has converted the financial results of such subsidiary from Statutory GAAP to comply with the recognition and measurement principles of Ind AS 34, including liability adequacy test as per Ind AS 104 based on the appointed actuary's certificate. Our conclusion in so far as it relates to the balances and affairs of such subsidiary is based on the reports of such auditors, reliance on the appointed actuary's certificate and the conversion adjustments prepared by the management of the subsidiary and review conclusion by one of the joint auditors of the subsidiary.

- b. The consolidated unaudited financial results include the Group's share of net loss after tax of Rs. 0.33 crores and Rs. 0.55 crores and total comprehensive loss of Rs. 0.33 crores and Rs. 0.55 crores for the quarter and nine months ended 31 December 2021, as considered in the consolidated unaudited financial results, in respect of three associate companies.

The unaudited interim financial results and other unaudited financial information of these associates have not been reviewed by their auditors and have been approved and furnished to us by the management of the Parent and our conclusion on the Statement, in so far as it relates to the affairs of these associates, is based solely on such unaudited interim financial results and other unaudited financial information. According to the information and explanations given to us by the management of the Parent, these interim financial results are not material to the Group.





- c. The consolidated unaudited financial results include the Group's share of net profit after tax of Rs. 1.11 crores and Rs. 1.86 crores and total comprehensive income of Rs. 1.11 crores and Rs. 1.86 crores for the quarter and nine months ended 31 December 2021, as considered in the consolidated unaudited financial results, in respect of a joint venture, based on their interim financial results which have been reviewed by their independent auditors. According to the information and explanations given to us by the Parent's management, these interim financial results are not material to the Group.

The independent auditor's report on the interim financial results of this entity has been furnished to us by the Management and our conclusion on the Statement, in so far as it relates to the amounts and disclosures in respect of this joint venture is based solely on the report of such auditor and procedures performed by us as stated in Paragraph 3 above.

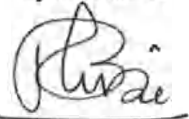
8. (a) The Statement includes the results for the corresponding quarter and nine months ended 31 December 2020 which have been reviewed by predecessor auditors who issued their unmodified conclusion vide their reports dated 05 February 2021.

(b) The Statement includes the results for the year ended 31 March 2021 which have been audited by predecessor auditors who issued their unmodified opinion vide their report dated 14 May 2021.

Our conclusion is not modified in respect of these matters.

**Sharp & Tannan Associates**  
Chartered Accountants  
(Firm's Registration no. 0109983W)

by the hand of



**(CA Pramod Bhise)**

Partner

Membership no.(F) 047751  
UDIN: 22047751ABJLOV8811



Place: Pune

Date: 11 February 2022

Press Release from Cholamandalam Financial Holdings Limited

**CHOLAMANDALAM FINANCIAL HOLDINGS LIMITED (CFHL)**

**UNAUDITED FINANCIAL RESULTS FOR THE QUARTER AND NINE MONTHS PERIOD ENDED  
DECEMBER 31, 2021**

**CONSOLIDATED PROFIT AFTER TAX (PAT) FOR THE QUARTER IS AT Rs.543 Cr**

**Chennai, February 11, 2022:** The Board of Directors of CFHL today announced the unaudited financial results for the quarter and nine months period ended December 31, 2021.

**Consolidated Results**

For the quarter ended December 31, 2021, the Company has achieved consolidated PAT of Rs.543 Cr as against Rs.455 Cr in the corresponding quarter of the previous year registering a growth of 19%.

For the nine months period ended December 31, 2021, the Company has achieved consolidated PAT of Rs.1,553 Cr as against Rs.1,550 Cr in the corresponding nine months of the previous year.

Total income for the quarter ended December 31, 2021 is Rs.3,727 Cr as against Rs.3,645 Cr in the corresponding quarter of the previous year registering a growth of 2%.

Total income for the nine months period ended December 31, 2021 is at Rs.10,902 Cr as against Rs.10,382 Cr in the corresponding nine months period of the previous year registering a growth of 5%.

**Cholamandalam Investment & Finance Company Ltd (CIFCL)**, in which the Company holds about 45.42% stake, had several positives like pent-up demand, good monsoon and uptrend in economic indicators like tax collections, power consumptions, vehicle registrations, highway toll collections and e-way bills. This has led to a sharp recovery in CIFCL's disbursements and collections during Q3 FY22.

PAT for the quarter ended December 31, 2021 is Rs.524 Cr compared to Rs.409 Cr in the corresponding quarter of the previous year, registering a growth of 28%.

PAT for the nine months period ended December 31, 2021 is Rs.1,457 Cr compared to Rs.1,272 Cr in the corresponding nine months period of the previous year, registering a growth of 15%.

Assets under management grew by 4% to Rs. 79,161 Cr as at December 31, 2021 as compared to Rs.75,813 Cr as at December 31, 2020.



**Cholamandalam MS General Insurance Company Ltd., (MSGICL)** a subsidiary in general insurance business, in which the Company holds about 60% stake, registered a Gross Written Premium (GWP) of Rs. 1,438 Cr during the quarter ended December 31, 2021 as against Rs. 1,273 Cr in the corresponding quarter of the previous year, increase of 13%. PAT for the quarter ended December 31, 2021 is at Rs. 16 Cr as against Rs. 47 Cr in the corresponding quarter of the previous year. The reduction in PAT is primarily on account of COVID claims of Rs. 7.40 Cr and accelerated amortisation of deferred acquisition costs of Rs. 109.10 Cr (including an amount of Rs. 27.50 Cr absorbed additionally in current quarter following a reinsurance cession relating to dwellings property business) relating to long term policies pursuant to regulatory communication.

MSGICL registered a Gross Written Premium (GWP) of Rs. 3,738 Cr during the nine months period ended December 31, 2021 as against Rs. 3,331 Cr in the corresponding period of the previous year, increase of 12%. PAT for the nine months period ended December 31, 2021 is at Rs. 84 Cr as against Rs. 284 Cr in the corresponding period of the previous year. The reduction in PAT is primarily on account of COVID claims of Rs. 270 Cr and accelerated amortisation of deferred acquisition costs of Rs. 272.40 Cr (including an amount of Rs. 27.50 Cr absorbed additionally in Q3 following a reinsurance cession relating to dwellings property business) relating to long term policies pursuant to regulatory communication.

**Cholamandalam MS Risk Services Ltd.**, a Joint Venture Company, in which the Company holds 49.5% stake, registered total income of Rs. 16.51 Cr for the quarter ended December 31, 2021 as against Rs.13.31 Cr in the corresponding quarter of the previous year. PAT for the quarter ended December 31, 2021 is Rs.2.24 Cr as against Rs. 3.57 Cr in the corresponding quarter of the previous year.

The total income for the nine months period ended December 31, 2021 is Rs. 41.02 Cr as against Rs. 27.84 Cr in the corresponding period of the previous year. PAT for the nine months period ended December 31, 2021 is Rs.3.75 Cr as against Rs. 0.24 Cr in the corresponding period of the previous year.

#### **Standalone Results**

The total income for the quarter ended December 31, 2021 is Rs.2.27 Cr as against Rs. 2.35 Cr in the corresponding quarter of the previous year. Loss after tax for the quarter ended December 31, 2021 is Rs.1.28 Cr as against a loss of Rs. 3.48 Cr in the corresponding quarter of the previous year.

The total income for the nine months period ended December 31, 2021 is Rs.32.66 Cr as against Rs. 7.40 Cr in the corresponding period of the previous year. Profit after tax for the nine months period ended December 31, 2021 is Rs.19.21 Cr as against loss of Rs. 10.26 Cr in the corresponding period of the previous year.

*For more details, please visit [www.cholafhl.com](http://www.cholafhl.com)*



### **About Murugappa Group**

Founded in 1900, the INR 417 billion (41,713 Crores) Murugappa Group is one of India's leading business conglomerates. The Group has 29 businesses including ten listed Companies traded in NSE & BSE. Headquartered in Chennai, the major Companies of the Group include Carborundum Universal Ltd., CG Power and Industrial Solutions Ltd., Cholamandalam Financial Holdings Ltd., Cholamandalam Investment and Finance Company Ltd., Cholamandalam MS General Insurance Company Ltd., Coromandel International Ltd., Coromandel Engineering Company Ltd., E.I.D. Parry (India) Ltd., Parry Agro Industries Ltd., Shanthi Gears Ltd., Tube Investments of India Ltd. and Wendt (India) Ltd.

The Group holds leadership position in several product lines including Abrasives, Technical Ceramics, Electro Minerals, Auto Components & Systems, Bicycles, Fertilisers, Sugar, Tea and Spirulina (Nutraceuticals). The Group has forged strong alliances with leading international companies such as Groupe Chimique Tunisien, Foskor, Mitsui Sumitomo, Morgan Advanced Materials, Yanmar & Co. and Compagnie Des Phosphat De Gafsa (CPG). The Group has a wide geographical presence all over India and spanning 6 continents.

Renowned brands like BSA, Hercules, Montra, Mach City, Ballmaster, Ajax, Parry's, Chola, Gromor, Shanthi Gears and Paramfos are from the Murugappa stable. The Group fosters an environment of professionalism and has a workforce of over 53,000 employees.

For more details, visit <https://www.murugappa.com/>

For further information, please contact:

Mathangi V

Bhargav TS

Murugappa Group

Adfactors PR

+91-96000 05932

+91-9884883350