

KINGFA/SEC/2023-24

Date : 06-02-2024

Corporate Relationship Department,
BSE Limited,
1st Floor, New Trading Ring,
Rotunda Building, P.J. Towers
Dalal Street, Fort, Mumbai - 400001.
Scrip Code : 524019

Listing Compliance Dept.
National Stock Exchange of India Limited
Exchange Plaza,
Bandra Kurla Complex, Bandra East,
Mumbai - 400051
Symbol : KINGFA

Sub.: Performance Update

Dear Sir / Ma'am,

Please find enclosed herewith Performance update of the Company as discussed and reviewed by Board in their meeting held today i.e., Tuesday, February 06, 2024.

This is for your information and records.

Thanking you.

Yours faithfully,
For Kingfa Science & Technology (India) Limited,

Nirnoy Sur
Company secretary &
Compliance Officer

Kingfa Science & Technology (India) Ltd

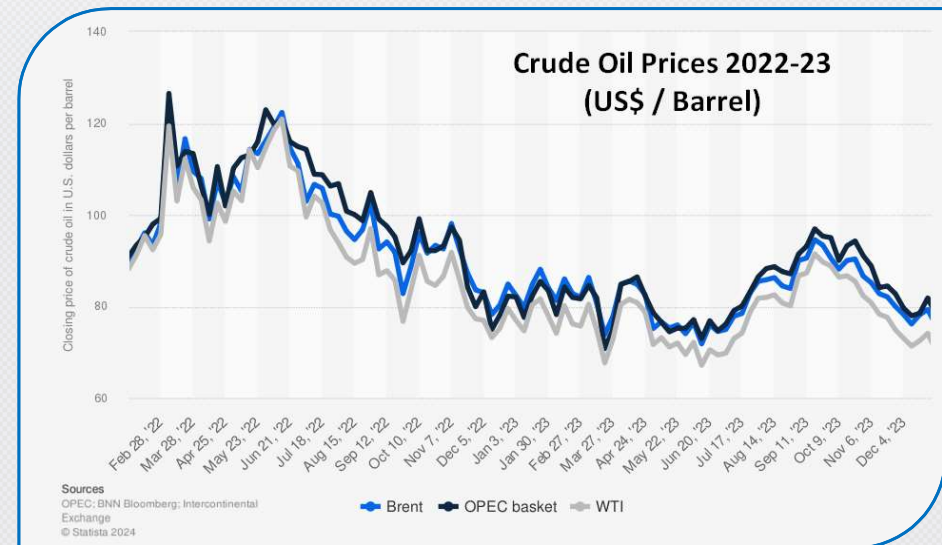
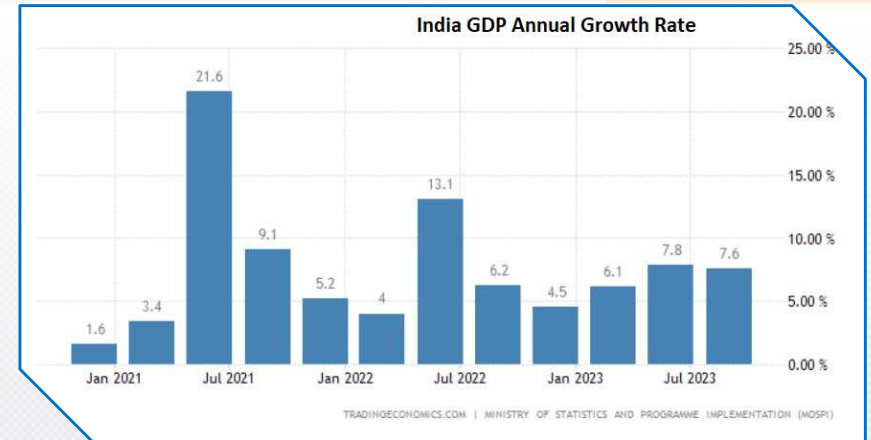
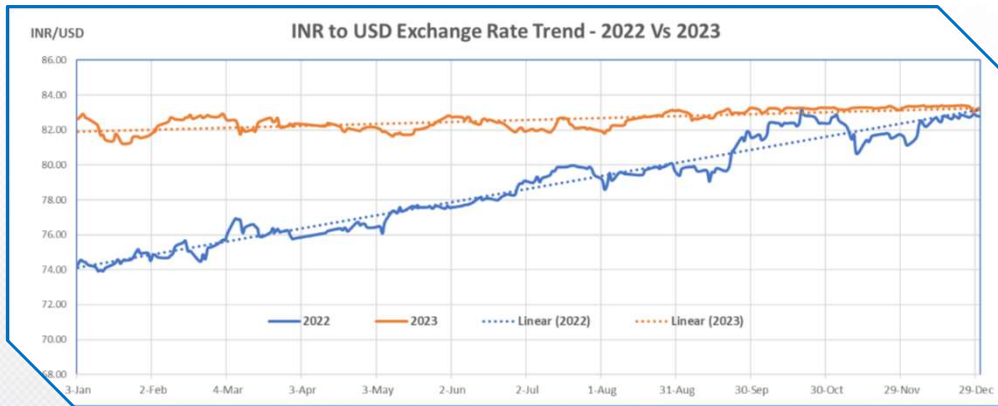
Performance Update



KINGFA

Feb'24

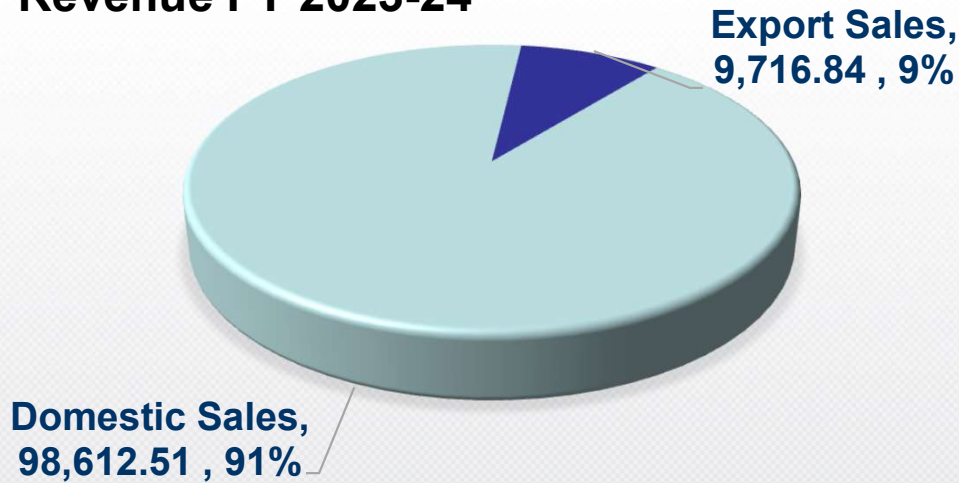
1A | Market Outlook



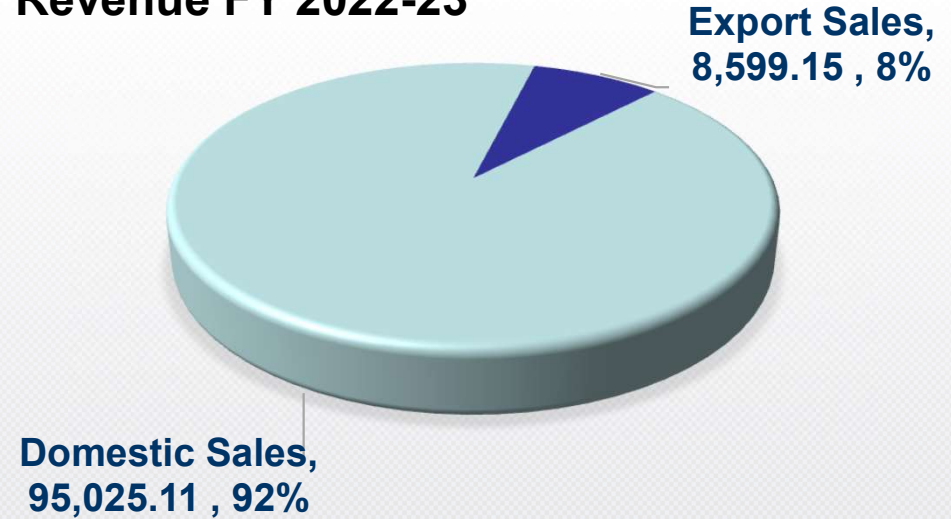
1B Sales Performance Comparison FY 24- 9 months vs FY 23- 9 months



Revenue FY 2023-24



Revenue FY 2022-23



Revenue FY-2023-24	Revenue Rs. (Lakhs)
Domestic Sales	98,612.51
Export Sales	9,716.84
Total Revenue from Operations	1,08,329.35

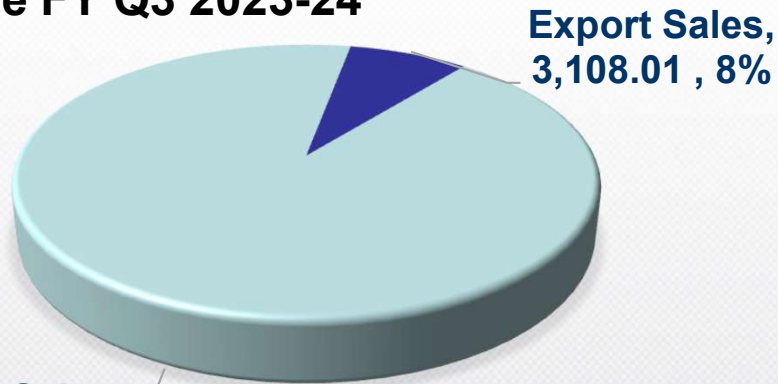
Revenue FY-2022-23	Revenue Rs. (Lakhs)
Domestic Sales	95,025.11
Export Sales	8,599.15
Total Revenue from Operations	1,03,624.27

The Net Revenue from operations stood at Rs. 1,08,329.35 Lakhs compared with Rs. 1,03,624.27 Lakhs in the Previous Year (9 months).

1C Sales Performance Comparison FY 24- Q3 months vs FY 23 Q3

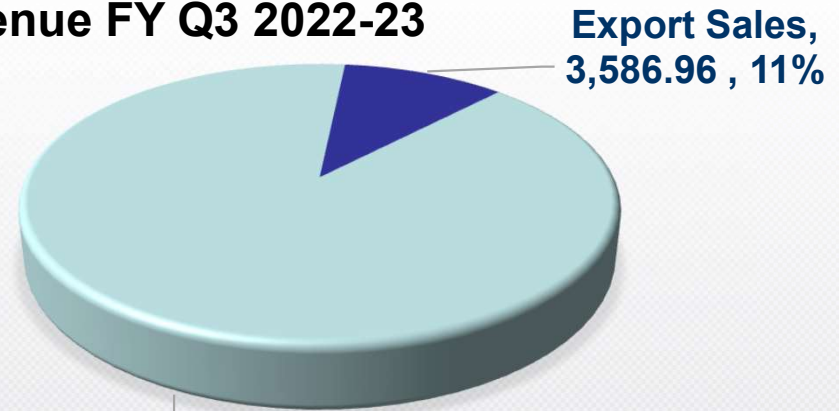


Revenue FY Q3 2023-24



Domestic Sales, 36,272.64 , 92%

Revenue FY Q3 2022-23



Domestic Sales, 30,324.25 , 89%

Revenue FY-2023-24	Revenue Rs. (Lakhs)
Domestic Sales	36,272.64
Export Sales	3,108.01
Total Revenue from Operations	39,380.65

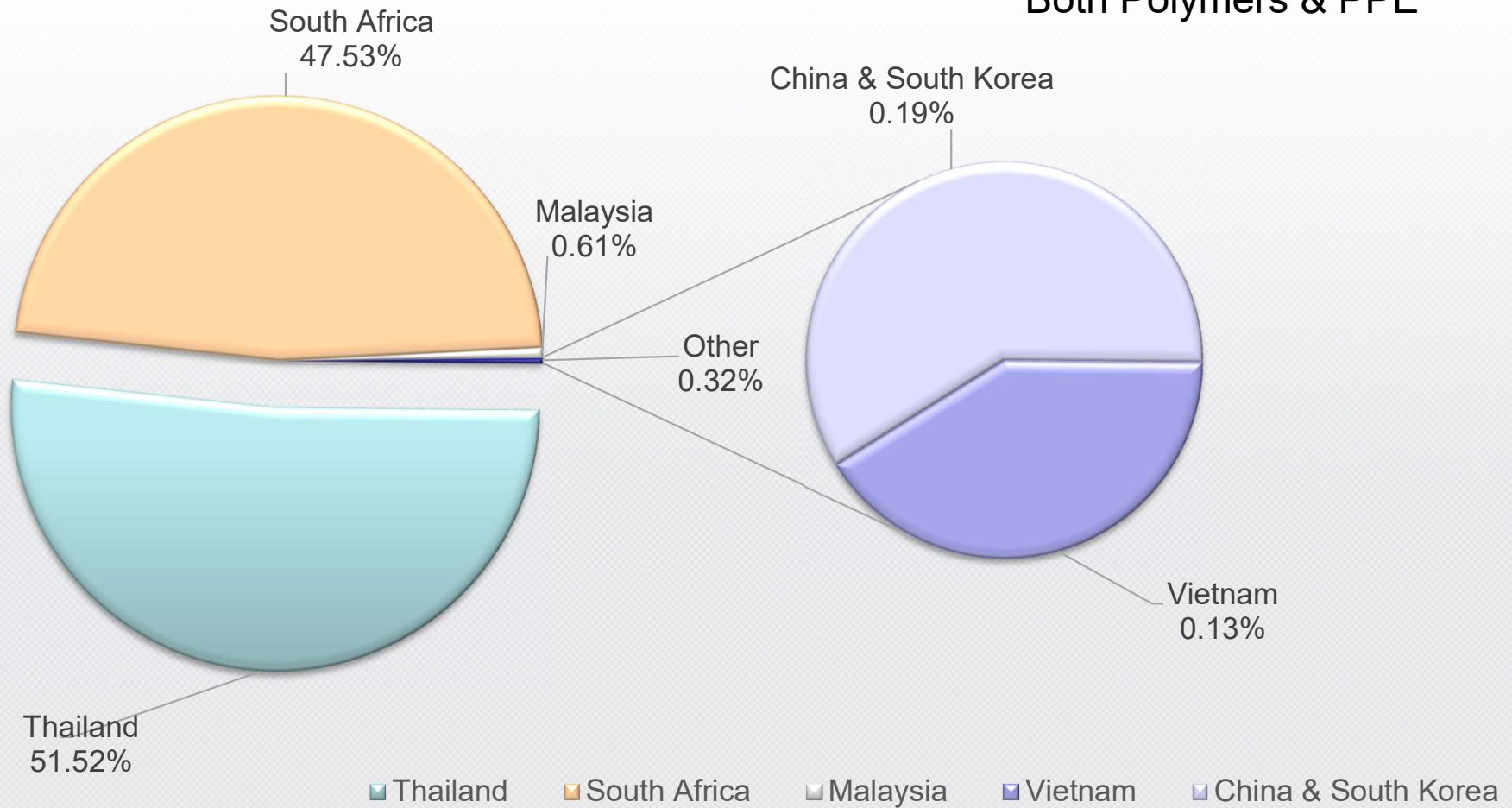
Revenue FY-2022-23	Revenue Rs. (Lakhs)
Domestic Sales	30,324.25
Export Sales	3,586.96
Total Revenue from Operations	33,911.20

The Net Revenue from operations stood at Rs. 39,380.65 Lakhs compared with Rs. 33,911.20 Lakhs in the Previous Year (3 months).

1D | Export Sales Performance



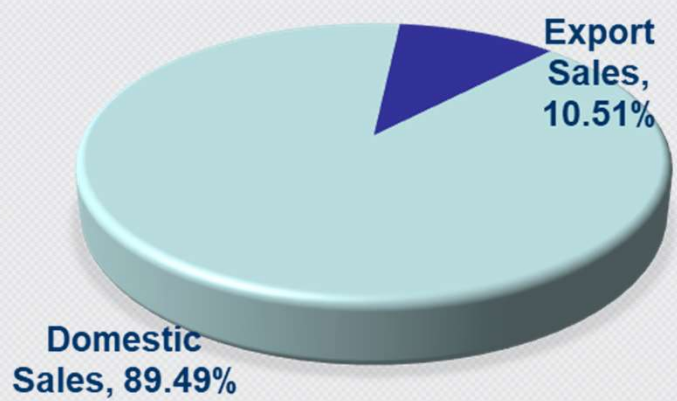
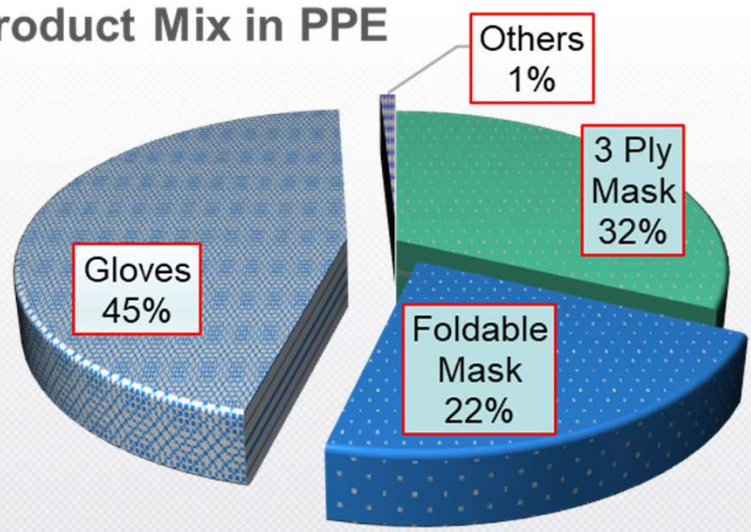
Both Polymers & PPE



1E | Mask Sales Performance – Apr-Dec'23



Product Mix in PPE



Biodegradable Nitrile Gloves



1F | Extract from Financial Statements



Summary of Financial Statements for the period of Q3 of FY 2023-24 and 9 months ended 31st Dec 2023. (Rs. In lakhs)

S No.	Particulars	Quarter ended 31.12.2023	Quarter ended 31.12.2022	9 Months ended 31.12.2023
		(Unaudited)	(Unaudited)	(Unaudited)
1	Total Income from Operations	39,466.91	34,159.90	1,08,663.12
2	Net Profit / (Loss) for the period (before Tax, Exceptional and/or Extraordinary items)	3,235.86	2,712.53	11,900.34
3	Net Profit / (Loss) for the period before tax (after Exceptional and/or Extraordinary items)	3,235.86	2,712.53	11,900.34
4	Net Profit / (Loss) for the period after tax (after Exceptional and/or Extraordinary items)	2,432.87	2,023.09	8,897.02
5	Other Comprehensive Income	-	-	-
6	Total Comprehensive Income for the period [Comprising Profit / (Loss) for the period (after tax) and Other Comprehensive Income (after tax)]	2,432.87	2,023.09	8,897.02
7	Equity Share Capital	1,211.05	1,211.05	1,211.05
8	Earnings per share of Rs. 10/- each (for continuing and discontinued operations)			
	(a) Basic	20.09	16.71	73.47
	(b) Diluted	20.09	16.71	73.47

Thanks

