



Date: August 18, 2020

To,
National Stock Exchange of India Limited,
Listing Department,
Exchange Plaza,
Bandra (E), Mumbai – 400 051

To,
BSE Limited,
The Department of Corporate Services
Phiroze Jeejeebhoy Towers, Dalal Street,
Fort, Mumbai 400 001

Ref Symbol: VASCONEQ

Ref: Scrip Code: 533156

Subject: Presentation Update

Dear Sir/ Madam,

Please find enclosed Presentation by the Company Post Board meeting.

This is for your information and records.

Thanking you,

For **Vascon Engineers Limited,**

Vibhuti Dani
Company Secretary and Compliance Officer

Enclosures: as above

VASCON ENGINEERS LTD.


Registered & Corporate Office: Vascon Weikfield Chambers, Behind Hotel Novotel, Opposite Hyatt Hotel, Pune-Nagar Road, Pune - 14.
Tel.: +91 20 3056 2100/200/300, Fax: +91 20 3056 2600, Web: www.vascon.com CIN: L70100PN1986PLC175750

EPC | INDUSTRIAL | RESIDENTIAL | COMMERCIAL | IT PARKS | INSTITUTES | CLEAN ROOM SOLUTIONS

This document is signed electronically



VASCON



INVESTOR PRESENTATION | August 2020

DISCLAIMER

- *This presentation and the accompanying slides (the “Presentation”), which have been prepared by Vascon Engineers Limited (the “Company”), have been prepared solely for information purposes and do not constitute any offer, recommendation or invitation to purchase or subscribe for any securities, and shall not form the basis or be relied on in connection with any contract or binding commitment whatsoever. No offering of securities of the Company will be made except by means of a statutory offering document containing detailed information about the Company.*
- *This Presentation has been prepared by the Company based on information and data which the Company considers reliable, but the Company makes no representation or warranty, express or implied, whatsoever, and no reliance shall be placed on, the truth, accuracy, completeness, fairness and reasonableness of the contents of this Presentation. This Presentation may not be all inclusive and may not contain all of the information that you may consider material. Any liability in respect of the contents of, or any omission from, this Presentation is expressly excluded.*
- *Certain matters discussed in this Presentation may contain statements regarding the Company’s market opportunity and business prospects that are individually and collectively forward-looking statements. Such forward-looking statements are not guarantees of future performance and are subject to known and unknown risks, uncertainties and assumptions that are difficult to predict. These risks and uncertainties include, but are not limited to, the performance of the Indian economy and of the economies of various international markets, the performance of the real estate & infrastructure industry in India and world-wide, competition, the company’s ability to successfully implement its strategy, the Company’s future levels of growth and expansion, technological implementation, changes and advancements, changes in revenue, income or cash flows, the Company’s market preferences and its exposure to market risks, as well as other risks. The Company’s actual results, levels of activity, performance or achievements could differ materially and adversely from results expressed in or implied by this Presentation. The Company assumes no obligation to update any forward-looking information contained in this Presentation. Any forward-looking statements and projections made by third parties included in this Presentation are not adopted by the Company and the Company is not responsible for such third party statements and projections.*

BUSINESS UPDATE- GRADUALLY RAMPING-UP OPERATIONS

<p><i>Resumption of Construction Activity</i></p>	<ul style="list-style-type: none"> • April, May and June 2020 witnessed significantly lower execution activity • In July 20, resumed execution at majority of our project sites with the relaxation in lock-down and gradually ramping-up the executions • Currently, Labour availability back to 60% of pre-covid levels. Expect normalcy to return in H2FY21
<p><i>Healthy Order-Book</i></p>	<ul style="list-style-type: none"> • Total Order Book stands at Rs 2,026 Crs; comprising External Order Book of Rs 1,920 Crs and Internal Order Book of Rs. 106 Crs • Order Book with higher share of government projects at ~76%; providing visibility of faster execution and uninterrupted Cash Flows
<p><i>Impact on Real Estate Business</i></p>	<ul style="list-style-type: none"> • No major impact on ongoing project due to lower existing unsold inventory levels • In Q1FY21, New Sales booking of 9,220 sqft for a total sales value of Rs 5 Crs • New launch would be reviewed thoroughly in terms of Product, Pricing and Timing
<p><i>Focus on prudent measures towards cost control and maintaining sufficient liquidity</i></p>	<ul style="list-style-type: none"> • Adapted stringent Cost Control measures to minimize the impact on the Profitability • Focused on maintaining adequate liquidity to meet the business requirements smoothly

P&L HIGHLIGHTS- Q1FY21

Particulars (Rs. Cr)	Standalone		Consolidated	
	Q1 FY21	Q1FY20	Q1 FY21	Q1FY20
Revenue	32.34	95.63	42.77	130.68
Other Income	3.19	9.91	2.57	10.80
Total Income	35.53	105.54	45.34	141.48
Construction Expenses / Material Consumed	29.04	76.34	35.40	97.04
Employee Cost [#]	9.08	10.74	15.12	18.21
Other Expenses ^{##}	17.69	5.87	21.50	10.92
EBITDA	-20.28	12.59	-26.68	15.31
EBIDTA Margin (%)	NA	12%	NA	11%
Depreciation	1.81	2.04	3.01	3.54
Finance Costs #	6.85	5.22	7.65	6.11
Profit Before Tax	-28.94	5.33	-37.34	5.66
Tax	-	-	-	-
Profit After Tax	-28.94	5.33	-37.34	5.66
Other Comprehensive Income	-0.37	0.09	-0.37	0.09
Total Comprehensive Income	-29.31	5.42	-37.71	5.75

[#] EMPLOYEE COST INCLUDES PROVISION OF RS 5 CR AS EX-GRATIA TO MR R. VASUDEVEN, EXECUTIVE CHAIRMAN ON ACCOUNT OF COMMENDABLE SERVICES RENDERED TO THE COMPANY IN PREVIOUS YEAR

^{##} OTHER EXPENSES INCLUDES ADDITIONAL PROVISION OF RS 15 CR, CONSIDERING CURRENT PANDEMIC AND ECONOMIC UNCERTAINTY, AS A PRECAUTIONARY MEASURE, MANAGEMENT HAS DECIDED TO TAKE ADDITIONAL PROVISION ON RECEIVABLE OF FEW OLD PROJECT WITH PRIVATE ENTITIES

Q1FY21- SEGMENTAL PROFIT & LOSS - AFTER ALLOCATION

Particulars (Rs. Cr)	RE [#]	EPC ^{##}	GMP	Inventorised	Total
Revenue	1.31	33.60	10.72		45.63
Cost of Sales	1.28	29.79	6.30	0.12	37.49
Gross Profit	0.03	3.81	4.42		8.14
Gross Profit Margin %	2%	11%	41%		18%
Other Income	0.08	0.88	1.31		2.27
Employee Cost	4.13	4.95	6.04		15.12
Other Expenses	3.41	17.11	1.45		21.97
EBITDA	(7.43)	(17.37)	(1.76)		(26.68)
EBITDA Margin (%)	NA	NA	NA		NA
Depreciation	0.08	1.78	1.15		3.01
EBIT	(7.51)	(19.15)	(2.91)		(29.69)
EBIT Margin (%)	NA	NA	NA		NA
Finance Costs					7.65
Profit Before Tax					(37.34)
Tax					-
Profit After Tax					(37.34)

IT INCLUDES REVENUE & EXPENSES RELATED TO AJANTA ENTERPRISE & PHOENIX VENTURES, IN FINANCIALS SHARE OF PROFIT IS TAKEN (AS PER IND AS)

IT INCLUDES INTERNAL EPC ORDER REVENUE AND CONSTRUCTION EXPENSES



BUSINESS OVERVIEW

VASCON – AT A GLANCE



ENGINEERING PROCUREMENT & CONSTRUCTION

One of the leading EPC Company in India

REAL ESTATE DEVELOPMENT

Focus on Affordable Housing




200+
COMPLETED
PROJECTS



PROJECTS
ACROSS
30+ Cities



AN ISO 9001:2000
& ISO 14001:2004
COMPANY



50+ MILLION
SQUARE FEET
DELIVERED

EPC BUSINESS- OVERVIEW



- **Construction Experience across various verticals**
 - Executed over 200 projects with construction area of over 50 msft
- **Ability to execute around 8 msft per annum**
 - Currently executing around **3 msft p.a.** – operating at 40% utilization
 - Number of Personnel in Project / Engineering team - 489
- **Higher margins Because of Turnkey Capabilities**
 - In-house Design and Engineering team
 - Ability to demand premium over other construction companies
- **New Orders Target**
 - Focus on large and high value civil contracts by Government Agencies and reputed Private Companies
- **Generate positive cash flows from all the projects and re-invest to drive growth**

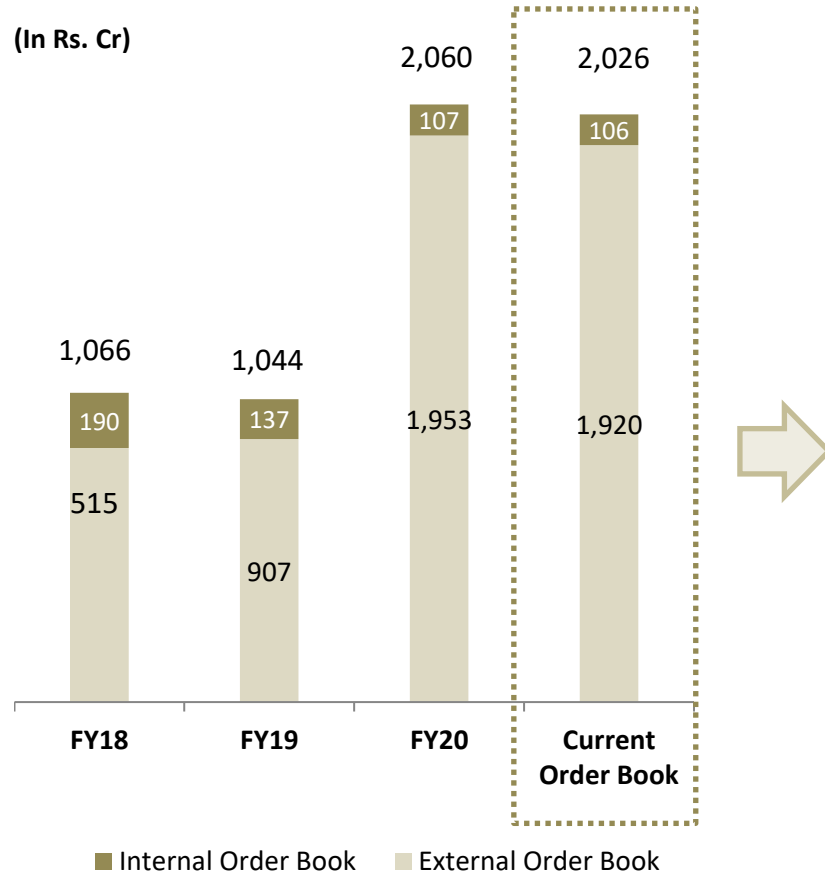
MARQUEE CLIENTS



Bangalore Metro Rail Corporation Limited

MAINTAINING CONSISTENT QUALITY STANDARDS ENSURING REPEAT ORDERS

ORDER BOOK BUILD-UP & KEY ORDERS



Project	Location	Amt (Rs. Cr)
External Order book		
Maharashtra State Police Housing	Mumbai	414
PWD, Raipur	Raipur	401
Tycoon	Mumbai	163
Metro Rail Depot	Bangalore	153
Goa Airport	Goa	131
MMRC Mumbai Metro	Mumbai	131
Adhiraj	Mumbai	105
PMC-Affordable Housing	Pune	99
Adampur Airport	Adampur	69
Kailash Enclave	Lucknow	52
Other Projects		202
Total		1,920
Internal Order book		
Windermere-Bunglows	Pune	18
Forest Edge	Pune	20
Katvi-Affordable Housing	Talegaon, Pune	68
Total		106
Total EPC Business Order book		2,026

EXECUTION OF NEW ORDERS TO IMPROVE REVENUE VISIBILITY & CAPACITY UTILISATION



REAL-ESTATE DEVELOPMENT

REAL ESTATE BUSINESS

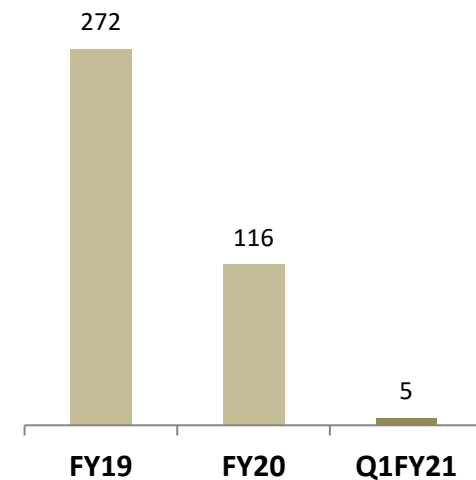


SUCCESSFULLY LAUNCHED REAL ESTATE PROJECTS

Projects	Vascon Share	Dev. Area (msft)	Launch	Status
Forest Edge (JV) A	50%	0.08	18-Jan	Fully Sold
Forest Edge (JV) B	50%	0.08	19-Sep	60% sold
Windermere (JV)#	45%	0.38	18-Mar	57% sold
Vascon Goodlife – Value Home (Own)	100%	0.3	18-May	62% sold
Forest County	50%	0.18	18-Dec	92% sold
Xotech C (JV)	50%	0.04	18-Oct	Fully Sold

#Relaunch

REAL ESTATE SALES (RS CR)



“FOREST EDGE” – KHARADI, PUNE



VASCON GOODLIFE - KATVI, TALEGAON



RE-LAUNCH OF WINDERMERE#



XOTECH- PUNE

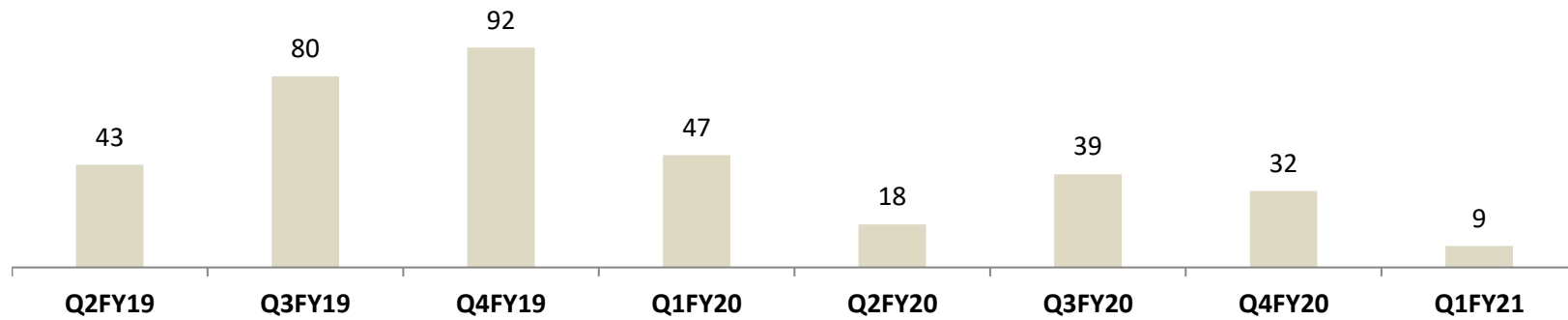


FOREST COUNTY - KHARADI

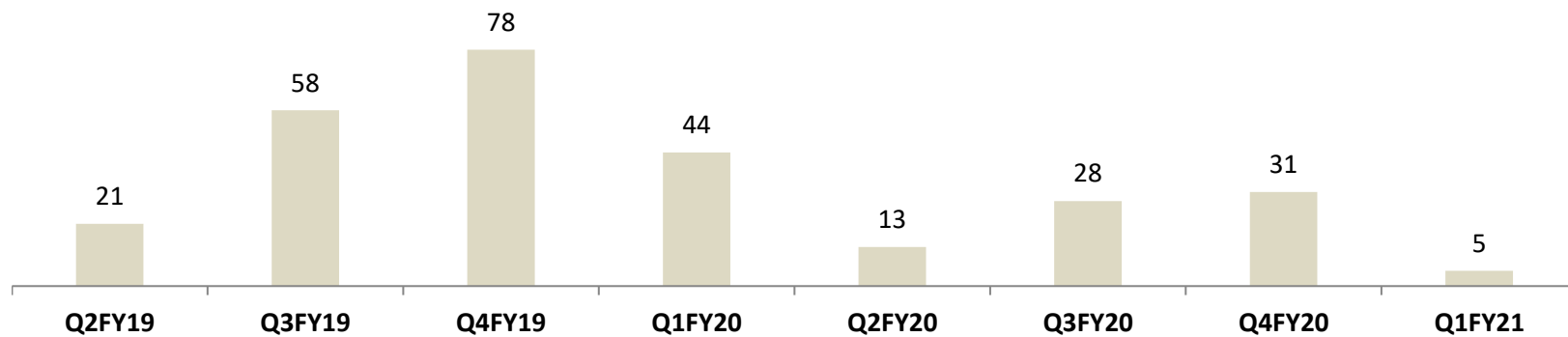


TRACK RECORD OF REAL ESTATE SALES

Q-O-Q SALES AREA SQ. FT ('000)



Q-O-Q SALES VALUE (RS. CR.)



CURRENT REAL ESTATE PROJECTS UNDER DEVELOPMENT

Project Name	Location	Vascon Share		Total				Vascon Share		
				Project Area	Area Sold	Sale Value	Collection	Sale Value	Collection	Rev. Recognized
				msft	msft	Rs. Cr	Rs. Cr	Rs. Cr	Rs. Cr	Rs. Cr
Forest Edge (A&B)	Pune	JV	50%	0.16	0.13	89	44	43	22	-
Forest County	Pune	JV	50%	0.18	0.16	121	27	60	6	-
Windmere Residential	Pune	JDA	45%	0.38	0.21	253	206	114	92	114
Platinum Square (I&II)	Pune	JV	70%	0.14	0.14	140	130	98	91	93
Vascon GoodLife	Talegaon	Own	100%	0.46	0.18	65	23	64	22	-
Xotech (I&II)	Hinjewadi	JV	50%	0.08	0.08	36	33	18	17	18
Total				1.40	0.90	704	463	397	250	225

REAL ESTATE PROJECTS – PIPELINE (LAUNCHES IN NEAR-TERM)

Sr. No.	Projects	Type	Segment	Total		Vascon Share	
				Saleable Area	Expected Sales Value	Saleable Area	Expected Sales Value
				msft	(Rs. in Cr)	msft	(Rs. in Cr)
1	Coimbatore	JDA	Residential	0.33	179	0.23	125
2	Madurai	JDA	Residential	0.49	220	0.37	165
3	4 Acre HDH - Phase I	JV	Residential	0.26	182	0.13	91
4	4 Acre HDH - Phase II	JV	Residential	0.22	150	0.11	75
	Total			1.3	731	0.84	456

REAL ESTATE PROJECTS – PIPELINE (OTHER PROJECTS)

Sr. No.	Projects	Type	Segment	Total	
				Saleable Area	Expected Sales Value
				msft	(Rs. in Cr)
1	Bavdhan - Comm	JDA	Commercial	0.23	158
2	Willows - Comm	JV	Commercial	0.23	191
3	Kalyani Nagar - Comm	JDA	Commercial	0.3	330
4	Kalyani Nagar	JDA	Residential	0.5	550
	Total			1.26	1,229

CONTINUOUS FOCUS ON CASH GENERATION

LAND MONETIZATION OF Rs. 170 CR

Seller	Ms Ajanta Enterprise, 50% JV of Vascon
Acquirer	Pune BP Development Pvt. Ltd. (SPV of Mapletree Investments Pte Ltd)
Location	Kharadi Village, Pune
Land Parcel Area	30,955 sq. mt.
Gross Consideration	Rs. 170 Cr (Entire <i>consideration received by Ms Ajanta Enterprise</i>)
Net Cashflow to Vascon	Rs. 52.5 Cr
Cashflow Utilisation	Reducing High Cost Debt & financing incremental Working Capital

After this Land Sale transaction, Ajanta Enterprise has following :

Total development of ~ 800,000 sft

- a) Under Development : 160,000 Forest Edge & 180,000 sft Forest County,
- b) To be launched : ~ 400,000 sft

IDENTIFIED NON-CORE ASSETS

- **44% EQUITY STAKE IN HOTELS AT GOA**
- **COMMERCIAL PROPERTY AT KALÉDONIA, ANDHERI (E)**
- **9 ACRE LAND PARCEL IN AURANGABAD**
- **GMP TECHNICAL SOLUTIONS (85% SUBSIDIARY OF VASCON)**

CONTINUE FOCUS ON GENERATING CASH BY MONETIZING IDENTIFIED NON CORE ASSETS

THANK YOU!



Mr. Punit Bhayani
punit@vascon.com

Vascon Weikfield Chambers, Pune - 411014



Mr. Gaurang Vasani/ Ms. Hina Agarwal
vgaurang@stellar-ir.com hina@stellar-ir.com

Kanakia Wall Street, Andheri (East), Mumbai 400 093