



khaitan (India) Limited

CIN No. L10000WB1936PLC008775

Phone : (033) 4050 5000

Fax : (033) 2288 3961

Ref: KIL:SEC:09:2019-20

Date 30/05/2019

To Listing Compliance, National Stock Exchange India Limited, Exchange Plaza, C-1, Block-G, Bandra Kurla Complex, Bandra-(East). Mumbai-400051	To Dept of Corporate Services BSE Ltd. (Bombay Stock Exchange) Floor 25, F.J.Towers, Dalal Street, Mumbai-400001
---	---

Dear Sir,

Sub: Outcome of Board Meeting held on 29th May, 2019

Ref: BSE Security Code: 590068, NSE Symbol: KHAITANLTD

This is to inform you that the Board at its meeting held on Wednesday 29th May, 2019, inter-alia has approved and taken on record the Audited Financial Results for the Forth Quarter / Finacial Year ended 31st March, 2019.

In term of Regulation 33 read with other relevant regulation of SEBI (Listing Obligations and Disclosure Requirements) Regulations, 2015, pleased find enclose herewith copy of Statement of Audited Financial Results for the year ended 31st March, 2019

Mr. Pradip Halder (ACS 50353) has been appointed as the Company Secretary & Compliance Officer and Key Management Personnel of the Company with effect from 29th May, 2019.

Brief Profile of Mr. Pradip Halder is mentioned below for your reference.

Mr. Pradip Halder has done his graduation in the field of Bachelor Commerce (Accounting & Finance, Honours) from University of Calcutta. He is an associate member of the Institute of Company Secretaries of India. Pradip Halder has a work experience of 3 years.

The meeting of the Board of Directors of the company commenced at 2.00 p.m. and concluded at 7.30 p.m. As the electricity and internet services were down at that time and also the secretarial staff were off for the day, therefore the outcome could not be uploaded yesterday.

This is for your information and records.

Thanking You

Yours faithfully

For KHAITAN (INDIA) LIMITED

Pradip Halder

Pradip Halder

(Company Secretary and Compliance Officer)



Visit us at www.khaitan.com

Regd. Office : 20th Floor, 46C, J. L. Nehru Road, Kolkata-700 071

Scanned by CamScanner



AUDITOR'S REPORT ON THE QUARTERLY FINANCIAL RESULTS & YEAR TO DATE RESULTS OF M/S KHAITAN (INDIA) LIMITED PURSUANT TO THE REGULATION 33 OF SEBI (LISTING OBLIGATIONS AND DISCLOSURE REQUIREMENTS) REGULATION, 2015

To
The Board of Directors
Khaitan (India) Limited
46C, J. L. Nehru Road
Kolkata – 700071

We have audited the accompanying financial results of Khaitan (india) Limited ('The Company') for the quarter and year ended March 31st, 2019 ('the Statement'), being submitted by the company pursuant to the Regulation 33 of the securities and Exchange Board of India (Listing Obligations and Disclosure Requirements) Regulations - 2015, read with SEBI Circular No. CIR/CFD/FAC/62/2016 dated July 5, 2016.

These quarterly financial results as well as the year to date financial results, which are the responsibility of the company's management, have been prepared in accordance with the recognition and measurement principles laid down in Indian Accounting Standards, prescribed under section 133 of the Companies Act, 2013 read with relevant rules issued thereunder as applicable, and other accounting principles generally accepted in India.


Our responsibility is to express an opinion on these financial results based on our audit of such financial statements. We conducted our audit in accordance with the auditing standards generally accepted in India. Those standards require that we plan and perform the audit to obtain reasonable assurance about whether the financial results are free of material misstatement(s). An audit includes examining, on a test basis, evidence supporting the amounts disclosed in financial results. An audit also includes assessing the accounting principles used and significant estimates made by the management. We believe that our audit provides a reasonable basis for our opinion.

In our opinion and to the best of our information and according to the explanations given to us these quarterly financial results as well as the year to date results:

- (i) are presented in accordance with the requirements of Regulation 33 of the SEBI (Listing Obligations and Disclosure Requirements) Regulations, 2015 in this regard; and
- (ii) give a true and fair view of the net profit and other financial information for the quarter ended March 31st, 2019 as well as the year to date results for the year from April 1st, 2018 to March 31st, 2019 except as given below, the effect of which could not be determined:

- a. The balance due to from creditors, parties to whom advances have been given and certain debtors are subject to confirmation.

V. K. TULSYAN & CO. LLP
Chartered Accountants


Partner



V. K. Tulsyan & Co. LLP
Chartered Accountants

"ARADHANA", P-2, New C. I. T. Road, Unit # 210, Kolkata-700073, O : 4005 0480, M : 9831054180, E : info@vktulsyan.com, Web : www.vktulsyanllp.com

- b. Differed Tax Assets (Being recognized in the Balance Sheet) have not been written off amounting to Rs. 3,26,43,751/-. If the differed Tax assets has been written off during the year there would be loss of Rs.267.18 Lakhs as against the profit of Rs. 59.26 Lakhs shown in these financial statements. Differed tax assets balance in the balance sheet would amount to Nil as against Rs. 3,26,43,751/- as disclosed in this financial statements.

For V. K. Tulsyan & Co. LLP
Chartered Accountant

V. K. TULSYAN & CO. LLP
Chartered Accountants

Partner

(Ravindra Kumar Sarraf)

Partner

M, N, 300785

FR, No.326740FJE300015

Place: Kolkata

Date: 30.05.2018

STATEMENT OF AUDITED FINANCIAL RESULTS FOR THE QUARTER AND YEAR ENDED 31ST MARCH, 2019

Rs. in Lakhs

Sl. No.	Particulars	Quarter Ended			HIDE	Year ended	
		31.03.2019	31.12.2018	31.03.2018	31.12.2018	31.03.19	31.03.18
		Audited	Unaudited	Audited	Unaudited	Audited	
1	Income:						
a	Revenue from Operations	2,246.97	2,249.06	3,249.25	7,778.17	10,025.14	7,907.95
b	Other Income	15.15	11.25	328.78	27.84	42.99	381.69
	Total Income	2,262.12	2,260.31	3,578.03	7,806.01	10,068.13	8,289.64
2	Expenses:						
a	Cost of Materials Consumed	0.04	8.34	276.21	8.85	8.89	293.45
b	Purchases of Trading Goods	1,684.52	1,596.62	2,743.34	5,011.22	6,695.74	6,838.49
c	Changes in inventories of finished goods, work-in-progress and stock-in-trade	166.80	(141.91)	(422.45)	854.90	1,021.70	(871.43)
d	Employee benefits expense	250.01	205.49	373.40	646.08	896.09	820.46
e	Finance Cost	60.27	70.74	177.18	207.42	267.69	220.77
f	Depreciation & Amortisation Expenses	45.27	45.90	51.87	135.69	180.96	207.19
g	Other expenses	200.49	197.25	325.69	737.31	937.80	615.15
	Total Expenses	2,407.40	1,982.43	3,525.24	7,601.47	10,008.87	8,124.08
3	Profit before Tax (1-2)	(145.28)	277.88	52.79	204.54	59.26	165.56
4	Tax Expenses:						
	Current Tax	-	-	-	-	-	-
	Deferred Tax	-	-	-	-	-	-
	Total tax expenses	(145.28)	277.88	52.79	204.54	59.26	165.56
5	Profit for the year (3-4)	(145.28)	277.88	52.79	204.54	59.26	165.56
6	Other Comprehensive Income			(624.58)			(635.10)
A	(i) Items that will not be reclassified to profit or loss	-	-	-	-	-	-
	(ii) Income tax relating to items that will not be reclassified to profit or loss	-	-	-	-	-	-
B	(i) Items that will be reclassified to profit or loss	-	-	-	-	-	-
	(ii) Income tax relating to items that will be reclassified to profit or loss	-	-	(624.58)	-	-	(635.10)
	Other Comprehensive Income for the Year			(624.58)			(635.10)
7	Total Comprehensive Income for the Year	(145.28)	277.88	(571.79)	204.54	59.26	(469.54)
8	Paidup Equity Share Capital (Face Value per share Rs.10/-)	475.00	475.00	475.00	475.00	475.00	475.00
9	Reserve and Surplus (Excluding Revaluation Reserve) as per Balance Sheet of Year End	-	-	-	-	-	(857.50)
10	Earning Per equity share of Rs.10/- each Basic and Diluted (Rs.)	(3.06)	5.85	1.11	4.31	1.25	3.49

Notes:

- 1) The above financial results of the company have been reviewed by the Audit Committee and approved by the Board of Directors at their respective meeting held on 29th day of May, 2019. The statutory auditors have carried out an audit of these financial results and have given modified opinion on the same.
- 2) The figures for the Quarter ended 31st March, 2019 are the balance figure between audited figures in respect of full financial year and the published year to date reviewed figures upto the end of the third quarter ended on 31st December, 2018. The figures for the quarter ended 31st March, 2019 are drawnup in accordance with Regulation 33 of the SEBI Regulation.
- 3) The Company has adopted Indian Accounting Standards ("Ind AS") prescribed under section 133 of the Companies Act, 2013 read with the relevant Rules issued thereunder from 1st April, 2017 and accordingly these Audited financial results (including figures for all periods) have been prepared in accordance with the recognition and measurement principles laid down in Ind AS 34 "Interim Financial Reporting" and the other accounting principles generally accepted in India.
- 6) As regards observations of the Auditors on the Audited Financial Results for the Year ended 31st March, 2018 in their Review Report, it is stated that said observations are self explanatory and the impact thereof on the profit or loss of the Company for the Year ended 31st March, 2019 can only be ascertained on final determination of issues.
- 7) The Management has opted not to apply the ECL Model for the provision of Trade Receivables for the Year ending March-19
- 8) The Company operates predominantly in three business segments, viz., Agriculture, Manufacturing of Sugar & Trading of Electrical goods. The sales of the Company is mainly in India and Export sales being less than 10% of the total turnover of the Company, there are no reportable geographical segments.
- 9) The figures of previous periods have been regrouped/reclassified wherever necessary to make them comparable with those of the current period.

V. K. TULSYAN & CO. LLP
Chartered Accountants

(Signature)
Partner



Member of the Board of Directors
Sunay Krishna Khaitan
Executive Director

Place of Signature : Kolkata
Date: 29th May, 2019

KHAITAN INDIA LIMITED
REG. OFFICE 46C, J.L. NEHRU ROAD KOLKATA-700071
EMAIL: khsugar@vsnl.net; Website: www.khaitansugar.com
Phone: 03340505000
CIN:L10000WB1936PLC008775
STATEMENT OF ASSETS AND LIABILITIES

(Rs.in lakhs)

Sl. No.	Particulars	YEAR ENDED	
		31.03.2019 Audited	31.03.2018 Audited
A.	ASSETS		
1	Non-current assets		
	a. Property, plant and equipment	5,226.40	5,388.85
	b. Capital work - in - progress	-	-
	c. Investment Properties	25.14	25.14
	d. Intangible Assets	-	-
	e. Financial Assets	-	-
	(i) Investments	940.52	1,107.60
	(ii) Trade Receivables	-	-
	(iii) Loans	93.72	78.47
	f. Deferred Tax Assets (net)	326.44	326.44
	g. Current Tax Assets (net)	-	-
	h. Other non-current assets	96.78	116.40
	Sub -Total- Non Current Assets	6,709.00	7,042.90
2	Current assets		
	a. Inventories	672.89	899.07
	b. Biological Assets	257.01	1,051.44
	b. Financial Assets	-	-
	(i) Investments	-	-
	(ii) Trade Receivables	2,267.12	2,247.58
	(iii) Cash and cash equivalents	22.41	9.02
	(iv) Bank balances other than Cash and Cash equivalents	-	-
	(v) Loans	438.04	119.39
	(vi) Other Financial Assets	-	-
	c. Other current assets	51.28	52.88
	Sub - Total - Current Assets	3,708.75	4,379.38
	TOTAL ASSETS (1+2)	10,417.75	11,422.28
B.	EQUITY AND LIABILITIES		
1	Equity		
	a. Share Capital	475.00	475.00
	b. Other Equity	3,034.69	3,236.76
	Sub-Total - Equity	3,509.69	3,711.76
2	Liabilities		
	Non Current Liabilities		
	a. Financial Liabilities		
	(i) Borrowings	1,585.40	3,046.93
	(ii) Other Financial Liabilities	-	-
	b. Other non current Assets	75.79	76.59
	c. Provisions	227.60	100.02
	Sub-Total Non-Current Liabilities	1,888.79	3,223.54
3	Current Liabilities		
	a. Financial Liabilities		
	(i) Borrowings	546.79	615.31
	(ii) Trade Payable	3,078.76	2,451.20
	(iii) Other Financial Liabilities	1,000.92	1,045.54
	b. Other Current Liabilities	375.91	371.08
	c. Provisions	16.89	3.85
	Sub-Total- Current Liabilities	5,019.27	4,486.98
	Total - Equity and Liabilities	6,908.06	7,710.52
	TOTAL - EQUITY AND LIABILITIES (1+2+3)	10,417.75	11,422.28

V. K. TULSYAN & CO. LLP
Chartered Accountants

(Signature)

Partner



KHAITAN INDIA LIMITED
REG. OFFICE 46C, J.L. NEHRU ROAD KOLKATA-700071
EMAIL: kilsugar@vsnl.net; Website: www.khaitansugar.com
Phone: 03340505000
CIN:L10000WB1936PLC008775
REPORTING OF BUSINESS SEGMENT INFORMATION

Rs. In Lakh

S.N	PARTICULARS	Quarter ended			Year Ended		Previous Year ended
		31.03.2019 (Audited)	31.12.2018 (Unaudited)	31.03.2018 (Audited)	30.09.2017 HIDE	31.03.2019 (Audited)	31.03.2018 (Audited)
I	Segment Revenue						
	(a) Electrical Goods	2,277.13	1,633.45	3,245.98	2,755.80	8,271.74	7,944.94
	(b) Sugar	9.48	0.00	79.50	33.51	31.15	121.28
	(c) Agriculture	3.35	615.61	158.16	51.44	1,765.24	223.42
	Total	2,289.96	2,249.06	3,483.64	2,840.75	10,068.13	8,289.64
	Less: Inter Segement Revenue	-	-	-	-	-	-
	Revenue from Operations	2,289.96	2,249.06	3,483.64	2,840.75	10,068.13	8,289.64
II	Segment Results(Profit before Finance Cost and Taxes)						
	(a) Electrical Goods	(10.12)	(151.94)	364.72	191.61	(300.42)	560.92
	(b) Sugar	(71.36)	(99.59)	(195.47)	(134.04)	(313.46)	(441.76)
	(c) Agriculture	(3.53)	600.15	71.71	29.24	940.83	267.17
	Total	(85.01)	348.62	240.96	86.81	326.95	386.33
	Less:						
	(a) Finance Cost	60.27	(70.74)	(177.18)	29.00	267.69	(220.77)
	(b) Other Unallocable (Income)	-	-	-	-	-	-
	Profit Before Tax	(145.28)	277.88	63.78	57.81	59.26	165.56
III	Segment Assets						
	(a) Electrical Goods	4,748.05	4,287.46	5,400.92	3,613.27	4,748.05	5,400.92
	(b) Sugar	1,100.67	1,152.90	1,293.95	1,336.13	1,100.67	1,293.95
	(c) Agriculture	4,569.03	4,566.49	5,362.50	5,141.91	4,569.03	5,362.50
	Total Segment Assets	10,417.75	10,006.85	12,057.37	10,091.31	10,417.75	12,057.37
IV	Segment Liabilities						
	(a) Electrical Goods	5,837.39	5,050.39	6,842.02	3,374.25	5,837.39	6,842.02
	(b) Sugar	(2,006.89)	(2,031.34)	499.03	2,221.66	(2,006.89)	499.03
	(c) Agriculture	3,077.57	3,071.50	369.48	256.34	3,077.57	369.48
	(d) Unallocated		3,916.30	4,346.84			4,346.84
	Total Segment Liabilities	6,908.06	10,006.85	12,057.37	5,852.25	6,908.06	12,057.37

V. K. TULSYAN & CO. LLP
Chartered Accountants

V.K. Tulsyan
Partner



ANNEXURE I

Statement on Impact of Audit Qualifications (for audit report with modified opinion) submitted along-with Annual Audited Financial Results

(Amount in Rs. Lakhs)

Statement on Impact of Audit Qualifications for the Financial Year ended March 31, 2019
[See Regulation 33 / 52 of the SEBI (LODR) (Amendment) Regulations, 2016]

I. Sl. No.	Particulars	Audited Figures (as reported before adjusting for qualifications)	Adjusted Figures (audited figures after adjusting for qualifications)
1	Turnover / Total income	10,068.13	Not Applicable
2	Total Expenditure	10,008.87	
3	Net Profit/(Loss) After Tax	59.26	
4	Earnings Per Share (in Rs.)	1.25	
5	Total Assets	10,006.85	
6	Total Liabilities	6,090.55	
7	Net Worth	3,916.30	
8	Any other financial item(s) (as felt appropriate by the management)	NIL	

II. Audit Qualification (each audit qualification separately):

a. Details of Audit Qualification:

i. The balance due to from creditors, parties to whom advances have been given and certain debtors are subject to confirmation.

ii. Deffered Tax Assets (Being recognised in the Balance Sheet) have not been written off amounting to Rs. 3,26,43,751/-. If the deffered Tax assets has been written off during the year there would be loss of Rs.267.18 Lakhs as against the profit of Rs. 59.26 Lakhs shown in these financial statements. Deffered tax assets balance in the balance sheet would amount to Nil as against Rs. 3,26,43,751/- as disclosed in this financial statements.

b. Type of Audit Qualification : Qualified Opinion

c. Frequency of qualification: Point II (a) (i) since Year 2015-16 and Point ii (a) (ii) since earlier years

d. For Audit Qualification(s) where the impact is quantified by the auditor, Management's Views:

Not Applicable

e. For Audit Qualification(s) where the impact is not quantified by the auditor:

(i) Management's estimation on the impact of audit qualification:

i. Regarding auditor qualification on balance due to / from creditors, parties to whom advances have been given and certain debtors which are subject to confirmations, the management is of the view that no materials adjustment will be required to be made on receipt of confirmations of the parties.

ii. Deffered Tax assets represents brought forward balance for the earlier Years which shall be Written off in due course.

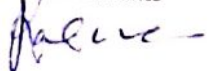
(ii) If management is unable to estimate the impact, reasons for the same: Not Applicable

(iii) Auditors' Comments on (i) or (ii) above: Refer to Audit Qualification

As stated herein above, the impact with respect to above and consequential adjustments cannot be ascertained by the Management and as such cannot be commented upon by us.

III. Signatories:

V. K. TULSYAN & CO. LLP
Chartered Accountants



Partner




CEO/Chairman and Managing Director (As CEO / Managing Director is not available Signature of Executive Director is taken)




CFO

Swapan Kumar Das

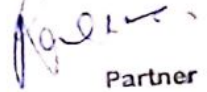


Audit Committee Chairman



Statutory Auditor

V. K. TULSYAN & CO. LLP
Chartered Accountants


Partner

Place: Kolkata

Date: 29.05.2019