

# Shree Labh Lakshmi Capital Services Pvt. Ltd.

Corp. Office: 303, Himland House, D-5, Karampura Commercial Complex,  
New Delhi-110015

CIN NO. U74899PB1994PTC052206

E-mail: gopaltg@gmail.com

6<sup>th</sup> January, 2022

Listing Department  
BSE Ltd.  
Phiroze Jeejeebhoy Towers  
Dalal Street  
Mumbai – 400001

Listing Department  
National Stock Exchange of India Ltd  
Exchange Plaza, 5th Floor, Plot No. C/1  
G Block, Bandra-Kurla Complex,  
Bandra (E), Mumbai - 400051

Company Code : 506022

Company Symbol : PRAKASH

Sub : **Disclosure under Regulation 31 read with Regulation 28(3) reason for release /  
encumbrance of Securities and Exchange Board of India (Substantial  
Acquisition of Shares and Takeovers) Regulations, 2011**

Dear Sir,

In terms of the provisions of Regulation 31 of the SEBI (Substantial Acquisition of Shares and Takeovers) Regulations, 2011 read with Regulation 28(3) regarding reasons for release / encumbrance. We, being Promoter group of Prakash Industries Limited hereby enclosing the details of pledged shares of Prakash Industries Limited held by us in the prescribed formats.

This is for your information and record please.

Thanking you,

Yours faithfully,

For **Shree Labh Lakshmi Capital Services Private Limited**



**Authorised Signatory**

Encl : (3) as above

CC To :

Prakash Industries Ltd.  
15 Km. Stone, Delhi Road,  
Hissar – 125044

**Disclosure by the Promoter(s) to the stock exchanges and to the Target Company for encumbrance of shares / invocation of encumbrance/ release of encumbrance, in terms of Regulation 31(1) and 31(2) of SEBI (Substantial Acquisition of Shares and Takeovers) Regulation, 2011**

Name of the Target Company(TC)		PRAKASH INDUSTRIES LIMITED											
Names of the Stock Exchanges where the shares of the target company are listed		BSE Ltd. & National Stock Exchange of India Ltd.											
Date of reporting		06 January, 2022.											
Name of the promoter or PAC on whose shares encumbrance has been created/ released/invoked		SHREE LABH LAKSHMI CAPITAL SERVICES PVT LTD											
Details of the creation of encumbrance :													
Name of the promoter(s) or PACs with him	Promoter holding in the target company (1)			Promoter holding already encumbered (2)			Details of events pertaining to encumbrance (3)					Post event holding of encumbered shares	
	No. of shares	% of total share capital	No. of shares	% of total share capital	Type event (creation/ release/ invocation)	Date of creation/ invocation/ release/ encumbrance	Type of encumbrance (pledge/ lien/ disposal/ non undertaking/ others)	Reasons for encumbrance	No. shares	% of total share capital	Name of the entity whose favour shares encumbered	No. shares	% of total share capital
SHREE LABH LAKSHMI CAPITAL SERVICES PVT LTD *	2311471	1.29	2256871	1.26	Release	05.01.2021	Pledge	Third Party Pledge	834000	-0.47	Virtue Financial Services Pvt. Ltd.	1422871	0.79
SHREE LABH LAKSHMI CAPITAL SERVICES PVT LTD *	2311471	1.29	1422871	0.79	Creation	05.01.2021	Pledge	Third Party Pledge	834000	0.47	Virtue Financial Services Pvt. Ltd.	2256871	1.26

For SHREE LABH LAKSHMI CAPITAL SERVICES PVT LTD.:

  
Authorised Signatory

Place : New Delhi  
Date : 06.01.2022

\* The details of encumbrances of residual promoters as on 22.12.2021 enclosed herewith as Annexure 1 is an extract of the data available of the Target Company

**PRAKASH INDUSTRIES LIMITED**  
**Details of encumbrance of residual promoters as on 22.12.2021**

Sr. No.	Name of the Shareholder	Total shares held		Shares pledged or otherwise encumbered	
		No. of shares held	As a % of total share capital	No. of shares held	As a % of total share capital
1	SHRI V.P. AGARWAL	16268907	9.08	0	0.00
2	V.P. AGARWAL (HUF)	2208644	1.23	229389	0.13
3	SMT. MOHINI AGARWAL	1019856	0.57	1019856	0.57
4	SHRI VIKRAM AGARWAL	406500	0.23	406500	0.23
5	SHRI KANHA AGARWAL	18540	0.01	18540	0.01
6	AIRCON TRADEX PVT. LTD.	96000	0.05	96000	0.05
7	AMBROSIA COMMERCE PVT. LTD.	1936500	1.08	1936500	1.08
8	DHRUV COMMERCE PVT. LTD.	300500	0.17	300500	0.17
9	ESSENTIAL ELECTRONICS PVT. LTD.	597300	0.33	597300	0.33
10	EVERSHINE MERCANTILE PVT. LTD.	1621700	0.91	1621700	0.91
11	EXCEL FINCAP PVT. LTD.	102135	0.06	102100	0.06
12	FOCUS SECURITIES & CREDITS PVT. LTD.	1460000	0.82	1460000	0.82
13	FOUR WINGS MARKETING PVT. LTD.	101700	0.06	101700	0.06
14	GMK BUILDERS PVT. LTD.	8164800	4.56	5104650	2.85
15	GOEL CONTAINERS PVT. LTD.	1378682	0.77	1278682	0.71
16	HISSAR TUBES PVT. LTD.	700000	0.39	700000	0.39
17	HI-TECH MERCANTILE (INDIA) PVT. LTD.	2720695	1.52	2720695	1.52
18	NEW ERA COMMERCE & SECURITIES PVT. LTD.	215985	0.12	215900	0.12
19	OCEAN ISPAT PVT. LTD.	300000	0.17	300000	0.17
20	PAREEK OVERSEAS PVT. LTD.	623060	0.35	392618	0.22
21	PRAKASH CAPITAL SERVICES LTD.	1508467	0.84	1508400	0.84
22	PRAKASH INDUSTRIAL FINANCE LTD.	904950	0.51	890950	0.50
23	PREMIER FINCAP PVT. LTD.	767000	0.43	767000	0.43
24	PRIMENET GLOBAL LTD.	2470500	1.38	2470500	1.38
25	PRIME MERCANTILE PVT. LTD.	3701470	2.07	1460200	0.82
26	PROSPERO SECURITIES PVT. LTD.	515800	0.29	515800	0.29
27	ROURKELA STEEL PVT. LTD.	790633	0.44	790633	0.44
28	SAMYAK SECURITIES PVT. LTD	1500000	0.84	1500000	0.84
29	STYLE LEASING & FINANCE PVT. LTD.	1114400	0.62	1114400	0.62
30	SUNVIN TRADING & INVESTMENT PVT. LTD.	242312	0.14	242312	0.14
31	TECHDRIVE SOFTWARE LTD	562550	0.31	0	0.00
32	TOOLS INDIA PVT. LTD.	900900	0.50	900900	0.50
33	UNITY MERCANTILE PVT. LTD.	251575	0.14	251500	0.14
34	VANSHI FARMS PVT. LTD.	3157900	1.76	3157900	1.76
35	VISION MERCANTILE PVT. LTD.	1866754	1.04	1866700	1.04
36	WELTER SECURITIES LTD.	5006666	2.80	2576600	1.44
37	CHAIBASA STEEL LLP	250000	0.14	250000	0.14
38	DHRUV COMMERCE LLP	1481000	0.83	574000	0.32
39	ESSENTIAL ELECTRONICS LLP	302100	0.17	302100	0.17
40	EVERSHINE MERCANTILE LLP	300000	0.17	300000	0.17
41	FOUR WINGS MARKETING LLP	300000	0.17	300000	0.17
42	HISSAR TUBES LLP	650012	0.36	650012	0.36
43	PREMIER FINCAP LLP	476480	0.27	476480	0.27
44	ROURKELA STEEL LLP	636500	0.36	0	0.00
45	SHIKHA MERCANTILE LLP	70600	0.04	70600	0.04
46	SPRING MERCANTILE LLP	500	0.00	0	0.00
47	SUNVIN TRADING & INVESTMENT LLP	1007688	0.56	925000	0.52
48	SUVARNA MARKETING LLP	95000	0.05	95000	0.05
	<b>TOTAL</b>	<b>71073261</b>	<b>39.69</b>	<b>42559617</b>	<b>23.77</b>

## Annexure - II

## Format for disclosure of reasons for encumbrance

(In addition to Annexure - I prescribed by way of circular dated August 05, 2015)

Name of listed Company	Prakash Industries Limited
Name of the recognised stock exchanges where the shares of the company are listed	BSE Ltd. & National Stock Exchange of India Ltd.
Name of the promoter(s) / PACs whose shares have been encumbered	Shree Labh Lakshmi Capital Services Pvt. Ltd. alongwith PACs (as per list enclosed)
Total promoter shareholding in the listed company	No. of shares – 73384732
Encumbered shares as a % of promoter shareholding	44816488 (61.07%)
Whether encumbered share is 50% or more of promoter shareholding	Yes
Whether encumbered share is 20% or more of total share capital	Yes (25.02%) of total share capital

## Details of all the existing events/ agreements pertaining to encumbrance

		Encumbrance Date of release and again creation of encumbrance: 01.01.2022 to 05.01.2022
Type of encumbrance (pledge, lien, negative lien, non-disposal undertaking etc. or any other covenant, transaction, condition or arrangement in the nature of encumbrance)		Pledge
No. and % of shares encumbered		No. of shares: 5520442 % of total share capital: 3.08%
Specific details about the encumbrance	Name of the entity in whose favour shares encumbered (X)	Virtue Financial Services Pvt. Ltd.
	Whether the entity X is a scheduled commercial bank, public financial institution, NBFC or housing finance company? If No, provide the nature of the business of the entity.	Non-banking Finance Company
	Names of all other entities in the agreement	Listed company and its group companies (if any) – Prakash Industries Limited, Promoter and Promoter Group Companies (as mentioned above)  Other entities (if any) – Not Applicable
	Whether the encumbrance is relating to any debt instruments viz. debenture, commercial paper, certificate of deposit etc.? If yes, provide details about the instrument, including credit rating	No
Security Cover / Asset Cover	Value of shares on the date of event / agreement (A)	Rs.30.03 Crores
	Amount involved (against which shares have been encumbered) (B)	Rs.15.01 Crores
	Ratio of A / B	2.00
End use of money	Borrowed amount to be utilized for what purpose –	
	(a) Personal use by promoters and PACs	No
	(b) For the benefit of listed company	Yes
	Provide details including amount, purpose of raising money by listed company, schedule for utilization of amount, repayment schedule etc.	Renew of existing loan agreement for further one year, no additional shares are pledged
(a) Any other reason (please specify)	Nil	



Signature of Authorised Signatory

Place: New Delhi

Date: 06.01.2022

# WELTER SECURITIES LIMITED

Corp. Office: 303, Himland House, D-5, Karampura Commercial Complex, New Delhi – 110015

CIN: L65993WB1990PLC048314

E-mail: gopaltg@gmail.com

---

6<sup>th</sup> January, 2022

Listing Department  
BSE Ltd.  
Phiroze Jeejeebhoy Towers  
Dalal Street  
Mumbai – 400001

Listing Department  
National Stock Exchange of India Ltd  
Exchange Plaza, 5th Floor, Plot No. C/1  
G Block, Bandra-Kurla Complex,  
Bandra (E), Mumbai - 400051

Company Code : 506022

Company Symbol : PRAKASH

Sub : **Disclosure under Regulation 31 of Securities and Exchange Board of India  
(Substantial Acquisition of Shares and Takeovers) Regulations, 2011**

Dear Sir,

In terms of the provisions of Regulation 31 of the SEBI (Substantial Acquisition of Shares and Takeovers) Regulations, 2011, we being Promoter group of Prakash Industries Limited hereby enclosing the details of pledged shares of Prakash Industries Limited held by us in the prescribed format.

This is for your information and record please.

Thanking you,

Yours faithfully,  
For **Welter Securities Limited**



**Authorised Signatory**

Encl : (2) as above

CC To :

Prakash Industries Ltd.  
15 Km. Stone, Delhi Road,  
Hissar – 125044

---

Regd. Off. : 91, Netaji Subhash Road, Kolkata – 700001

**Disclosure by the Promoter(s) to the stock exchanges and to the Target Company for encumbrance of shares / invocation of encumbrance/ release of encumbrance, in terms of Regulation 31(1) and 31(2) of SEBI (Substantial Acquisition of Shares and Takeovers) Regulation, 2011**

Name of the Target Company(FC)		PRAKASH INDUSTRIES LIMITED											
Names of the Stock Exchanges where the shares of the target company are listed		BSE Ltd. & National Stock Exchange of India Ltd.											
Date of reporting		06 January 2022											
Name of the promoter or PAC on whose shares encumbrance has been created/ released/invoked		Welter Securities Ltd											
Details of the creation of encumbrance :													
Name of the promoter(s) or PACs with him		Promoter holding in the target company (1)				Promoter holding already encumbered (2)		Details of events pertaining to encumbrance (3)				Post event holding of encumbered shares	
No. of shares	% of total share capital	No. of shares	% of total share capital	Type of event (creation/ release/ invocation)	Date of creation/ invocation/ release of encumbrance	Type of encumbrance (pledge/ lien/ non disposal/ undetaking/ others)	Reasons for encumbrance	No. of shares	% of total share capital	Name of the entity in whose favour shares encumbered	No. of shares	% of total share capital	
5006666	2.80	2576600	1.44	Release	05.01.2022	Pledge	Third Party Pledge	415000	-0.23	Virtue Financial Services Pvt. Ltd.	2161600	1.21	
5006666	2.80	2161600	1.21	Creation	05.01.2022	Pledge	Third Party Pledge	415000	0.23	Virtue Financial Services Pvt. Ltd.	2576600	1.44	

for Welter Securities Ltd

  
Authorised Signatory

Place : New Delhi  
Date : 06.01.2022

\* The details of encumbrances of residual promoters as on 22.12.2021 enclosed herewith as Annexure 1 is an extract of the data available of the Target Company

**PRAKASH INDUSTRIES LIMITED**  
**Details of encumbrance of residual promoters as on 22.12.2021**

Sr. No.	Name of the Shareholder	Total shares held		Shares pledged or otherwise encumbered	
		No. of shares held	As a % of total share capital	No. of shares held	As a % of total share capital
1	SHRI V.P. AGARWAL	16268907	9.08	0	0.00
2	V.P. AGARWAL (HUF)	2208644	1.23	229389	0.13
3	SMT. MOHINI AGARWAL	1019856	0.57	1019856	0.57
4	SHRI VIKRAM AGARWAL	406500	0.23	406500	0.23
5	SHRI KANHA AGARWAL	18540	0.01	18540	0.01
6	AIRCON TRADEX PVT. LTD.	96000	0.05	96000	0.05
7	AMBROSIA COMMERCE PVT. LTD.	1936500	1.08	1936500	1.08
8	DHRUV COMMERCE PVT. LTD.	300500	0.17	300500	0.17
9	ESSENTIAL ELECTRONICS PVT. LTD.	597300	0.33	597300	0.33
10	EVERSHINE MERCANTILE PVT. LTD.	1621700	0.91	1621700	0.91
11	EXCEL FINCAP PVT. LTD.	102135	0.06	102100	0.06
12	FOCUS SECURITIES & CREDITS PVT. LTD.	1460000	0.82	1460000	0.82
13	FOUR WINGS MARKETING PVT. LTD.	101700	0.06	101700	0.06
14	GMK BUILDERS PVT. LTD.	8164800	4.56	5104650	2.85
15	GOEL CONTAINERS PVT. LTD.	1378682	0.77	1278682	0.71
16	HISSAR TUBES PVT. LTD.	700000	0.39	700000	0.39
17	HI-TECH MERCANTILE (INDIA) PVT. LTD.	2720695	1.52	2720695	1.52
18	NEW ERA COMMERCE & SECURITIES PVT. LTD.	215985	0.12	215900	0.12
19	OCEAN ISPAT PVT. LTD.	300000	0.17	300000	0.17
20	PAREEK OVERSEAS PVT. LTD.	623060	0.35	392618	0.22
21	PRAKASH CAPITAL SERVICES LTD.	1508467	0.84	1508400	0.84
22	PRAKASH INDUSTRIAL FINANCE LTD.	904950	0.51	890950	0.50
23	PREMIER FINCAP PVT. LTD.	767000	0.43	767000	0.43
24	PRIMENET GLOBAL LTD.	2470500	1.38	2470500	1.38
25	PRIME MERCANTILE PVT. LTD.	3701470	2.07	1460200	0.82
26	PROSPERO SECURITIES PVT. LTD.	515800	0.29	515800	0.29
27	ROURKELA STEEL PVT. LTD.	790633	0.44	790633	0.44
28	SAMYAK SECURITIES PVT. LTD	1500000	0.84	1500000	0.84
29	SHREE LABH LAKSHMI CAPITAL SERVICES PVT. LTD.	2311471	1.29	2256871	1.26
30	STYLE LEASING & FINANCE PVT. LTD.	1114400	0.62	1114400	0.62
31	SUNVIN TRADING & INVESTMENT PVT. LTD.	242312	0.14	242312	0.14
32	TECHDRIVE SOFTWARE LTD	562550	0.31	0	0.00
33	TOOLS INDIA PVT. LTD.	900900	0.50	900900	0.50
34	UNITY MERCANTILE PVT. LTD.	251575	0.14	251500	0.14
35	VANSHI FARMS PVT. LTD.	3157900	1.76	3157900	1.76
36	VISION MERCANTILE PVT. LTD.	1866754	1.04	1866700	1.04
37	CHAIBASA STEEL LLP	250000	0.14	250000	0.14
38	DHRUV COMMERCE LLP	1481000	0.83	574000	0.32
39	ESSENTIAL ELECTRONICS LLP	302100	0.17	302100	0.17
40	EVERSHINE MERCANTILE LLP	300000	0.17	300000	0.17
41	FOUR WINGS MARKETING LLP	300000	0.17	300000	0.17
42	HISSAR TUBES LLP	650012	0.36	650012	0.36
43	PREMIER FINCAP LLP	476480	0.27	476480	0.27
44	ROURKELA STEEL LLP	636500	0.36	0	0.00
45	SHIKHA MERCANTILE LLP	70600	0.04	70600	0.04
46	SPRING MERCANTILE LLP	500	0.00	0	0.00
47	SUNVIN TRADING & INVESTMENT LLP	1007688	0.56	925000	0.52
48	SUVARNA MARKETING LLP	95000	0.05	95000	0.05
<b>TOTAL</b>		<b>68378066</b>	<b>38.18</b>	<b>42239888</b>	<b>23.59</b>

*Asst*

# Ambrosia Commerce Private Limited

Regd. Office : N, 3rd Floor, Old Delhi Road, Golden Jublee Plaza, Gurgaon-122001

CIN: U74899HR1994PTC041364

E-mail: nkchaturvedi1960@gmail.com

---

6<sup>th</sup> January, 2022

Listing Department  
BSE Ltd.  
Phiroze Jeejeebhoy Towers  
Dalal Street  
Mumbai – 400001

Listing Department  
National Stock Exchange of India Ltd  
Exchange Plaza, 5th Floor, Plot No. C/1  
G Block, Bandra-Kurla Complex,  
Bandra (E), Mumbai - 400051

Company Code : 506022

Company Symbol : PRAKASH

Sub : Disclosure under Regulation 31 of Securities and Exchange Board of India  
(Substantial Acquisition of Shares and Takeovers) Regulations, 2011

Dear Sir,

In terms of the provisions of Regulation 31 of the SEBI (Substantial Acquisition of Shares and Takeovers) Regulations, 2011, we being Promoter group of Prakash Industries Limited hereby enclosing the details of pledged shares of Prakash Industries Limited held by us in the prescribed format.

This is for your information and record please.

Thanking you,

Yours faithfully,  
For **Ambrosia Commerce Private Limited**

  
**Authorised Signatory**

Encl : (2) as above

CC To :

Prakash Industries Ltd.  
15 Km. Stone, Delhi Road,  
Hissar – 125044



**Disclosure by the Promoter(s) to the stock exchanges and to the Target Company for encumbrance of shares / invocation of encumbrance/  
release of encumbrance, in terms of Regulation 31(1) and 31(2) of SEBI (Substantial Acquisition of Shares and Takeovers) Regulation, 2011**

Name of the Target Company(TC)		PRAKASH INDUSTRIES LIMITED											
Names of the Stock Exchanges where the shares of the target company are listed		BSE Ltd. & National Stock Exchange of India Ltd.											
Date of reporting		06 January 2022											
Name of the promoter or PAC on whose shares encumbrance has been created/ released/invoked		Ambrosia Commerce Pvt Ltd											
Details of the creation of encumbrance :													
Name of the promoter(s) or PACs with him	Promoter holding in the target company (1)		Promoter holding already encumbered (2)		Details of events pertaining to encumbrance (3)					Post event holding of encumbered shares			
	No. of shares	% of total share capital	No. of shares	% of total share capital	Type event (creation/ release/ invocation)	Date of creation/ invocation/ release/ encumbrance	Type of encumbrance (pledge/ lien/ non disposal/ undetaking/ others)	Reasons for encumbrance	No. of shares	% of total share capital	Name of the entity in whose favour shares encumbered	No. of shares	% of total share capital
Ambrosia Commerce Pvt Ltd	1936500	1.08	1936500	1.08	Release	01.01.2021	Pledge	Third Party Pledge	-561500	-0.31	Virtue Financial Services Pvt Ltd	1375000	0.77
Ambrosia Commerce Pvt Ltd	1936500	1.08	1375000	0.77	Creation	01.01.2021	Pledge	Third Party Pledge	561500	0.31	Virtue Financial Services Pvt Ltd	1936500	1.08

for Ambrosia Commerce Pvt Ltd

  
Antiquated Signatory

Place : Gurgaon

Date : 06.01.2022

\* The details of encumbrances of residual promoters as on 22.12.2022 enclosed herewith as Annexure 1 is an extract of the data available of the Target Company

**PRAKASH INDUSTRIES LIMITED**  
**Details of encumbrance of residual promoters as on 22.12.2021**

Sr. No.	Name of the Shareholder	Total shares held		Shares pledged or otherwise encumbered	
		No. of shares held	As a % of total share capital	No. of shares held	As a % of total share capital
1	SHRI V.P. AGARWAL	16268907	9.08	0	0.00
2	V.P. AGARWAL (HUF)	2208644	1.23	229389	0.13
3	SMT. MOHINI AGARWAL	1019856	0.57	1019856	0.57
4	SHRI VIKRAM AGARWAL	406500	0.23	406500	0.23
5	SHRI KANHA AGARWAL	18540	0.01	18540	0.01
6	AIRCON TRADEX PVT. LTD.	96000	0.05	96000	0.05
7	DHRUV COMMERCE PVT. LTD.	300500	0.17	300500	0.17
8	ESSENTIAL ELECTRONICS PVT. LTD.	597300	0.33	597300	0.33
9	EVERSHINE MERCANTILE PVT. LTD.	1621700	0.91	1621700	0.91
10	EXCEL FINCAP PVT. LTD.	102135	0.06	102100	0.06
11	FOCUS SECURITIES & CREDITS PVT. LTD.	1460000	0.82	1460000	0.82
12	FOUR WINGS MARKETING PVT. LTD.	101700	0.06	101700	0.06
13	GMK BUILDERS PVT. LTD.	8164800	4.56	5104650	2.85
14	GOEL CONTAINERS PVT. LTD.	1378682	0.77	1278682	0.71
15	HISSAR TUBES PVT. LTD.	700000	0.39	700000	0.39
16	HI-TECH MERCANTILE (INDIA) PVT. LTD.	2720695	1.52	2720695	1.52
17	NEW ERA COMMERCE & SECURITIES PVT. LTD.	215985	0.12	215900	0.12
18	OCEAN ISPAT PVT. LTD.	300000	0.17	300000	0.17
19	PAREEK OVERSEAS PVT. LTD.	623060	0.35	392618	0.22
20	PRAKASH CAPITAL SERVICES LTD.	1508467	0.84	1508400	0.84
21	PRAKASH INDUSTRIAL FINANCE LTD.	904950	0.51	890950	0.50
22	PREMIER FINCAP PVT. LTD.	767000	0.43	767000	0.43
23	PRIMENET GLOBAL LTD.	2470500	1.38	2470500	1.38
24	PRIME MERCANTILE PVT. LTD.	3701470	2.07	1460200	0.82
25	PROSPERO SECURITIES PVT. LTD.	515800	0.29	515800	0.29
26	ROURKELA STEEL PVT. LTD.	790633	0.44	790633	0.44
27	SAMYAK SECURITIES PVT. LTD.	1500000	0.84	1500000	0.84
28	SHREE LABH LAKSHMI CAPITAL SERVICES PVT. LTD.	2311471	1.29	2256871	1.26
29	STYLE LEASING & FINANCE PVT. LTD.	1114400	0.62	1114400	0.62
30	SUNVIN TRADING & INVESTMENT PVT. LTD.	242312	0.14	242312	0.14
31	TECHDRIVE SOFTWARE LTD	562550	0.31	0	0.00
32	TOOLS INDIA PVT. LTD.	900900	0.50	900900	0.50
33	UNITY MERCANTILE PVT. LTD.	251575	0.14	251500	0.14
34	VANSHI FARMS PVT. LTD.	3157900	1.76	3157900	1.76
35	VISION MERCANTILE PVT. LTD.	1866754	1.04	1866700	1.04
36	WELTER SECURITIES LTD.	5006666	2.80	2576600	1.44
37	CHAIBASA STEEL LLP	250000	0.14	250000	0.14
38	DHRUV COMMERCE LLP	1481000	0.83	574000	0.32
39	ESSENTIAL ELECTRONICS LLP	302100	0.17	302100	0.17
40	EVERSHINE MERCANTILE LLP	300000	0.17	300000	0.17
41	FOUR WINGS MARKETING LLP	300000	0.17	300000	0.17
42	HISSAR TUBES LLP	650012	0.36	650012	0.36
43	PREMIER FINCAP LLP	476480	0.27	476480	0.27
44	ROURKELA STEEL LLP	636500	0.36	0	0.00
45	SHIKHA MERCANTILE LLP	70600	0.04	70600	0.04
46	SPRING MERCANTILE LLP	500	0.00	0	0.00
47	SUNVIN TRADING & INVESTMENT LLP	1007688	0.56	925000	0.52
48	SUVARNA MARKETING LLP	95000	0.05	95000	0.05
<b>TOTAL</b>		<b>71448232</b>	<b>39.90</b>	<b>42879988</b>	<b>23.94</b>

# SHIKHA MERCANTILE LLP

(Formerly known as SHIKHA MERCANTILE PVT.LTD.)

Regd. Office : 303, Himland House, D-5, Karampura Commercial Complex,  
New Delhi - 110015.

LLPIN : AAM-3372

6<sup>th</sup> January, 2022

Listing Department  
BSE Ltd.  
Phiroze Jeejeebhoy Towers  
Dalal Street  
Mumbai – 400001

Listing Department  
National Stock Exchange of India Ltd  
Exchange Plaza, 5th Floor, Plot No. C/1  
G Block, Bandra-Kurla Complex,  
Bandra (E), Mumbai - 400051

Company Code : 506022

Company Symbol : PRAKASH

Sub : Disclosure under Regulation 31 of Securities and Exchange Board of India  
(Substantial Acquisition of Shares and Takeovers) Regulations, 2011

Dear Sir,

In terms of the provisions of Regulation 31 of the SEBI (Substantial Acquisition of Shares and Takeovers) Regulations, 2011, we being Promoter group of Prakash Industries Limited hereby enclosing the details of pledged shares of Prakash Industries Limited held by us in the prescribed format.

This is for your information and record please.

Thanking you,

Yours faithfully,  
For **Shikha Mercantile LLP**



**Authorised Signatory**

Encl : (2) as above

CC To :

Prakash Industries Ltd.  
15 Km. Stone, Delhi Road,  
Hissar – 125044

**Disclosure by the Promoter(s) to the stock exchanges and to the Target Company for encumbrance of shares / invocation of encumbrance/ release of encumbrance, in terms of Regulation 31(1) and 31(2) of SEBI (Substantial Acquisition of Shares and Takeovers) Regulation, 2011**

Name of the Target Company(TC)		PRAKASH INDUSTRIES LIMITED											
Names of the Stock Exchanges where the shares of the target company are listed		BSE Ltd. & National Stock Exchange of India Ltd.											
Date of reporting		06 January 2022											
Name of the promoter or PAC on whose shares encumbrance has been created/ released/invoked		Shikha Mercantile LLP											
Details of the creation of encumbrance :													
Name of the promoter(s) or PACs with him	Promoter holding in the target company (1)		Promoter holding already encumbered (2)		Details of events pertaining to encumbrance (3)						Post event holding of encumbered shares		
	No. of shares	% of total share capital	No. of shares	% of total share capital	Type of event (creation/ release/ invocation)	Date of creation/ release/ encumbrance	Type of encumbrance (pledge/ lien/ non disposal/ undetaking/ others)	Reasons for encumbrance	No. of shares	% of total share capital	Name of the entity in whose favour shares encumbered	No. of shares	% of total share capital
Shikha Mercantile LLP	70600	0.04	70600	0.04	Release	04.01.2022	Pledge	Third Party Pledge	-70600	-0.04	Virtue Financial Services Pvt Ltd	0	0.00
Shikha Mercantile LLP	70600	0.04	0	0.00	Creation	04.01.2022	Pledge	Third Party Pledge	70600	0.04	Virtue Financial Services Pvt Ltd	70600	0.04

for Shikha Mercantile LLP  
  
 Authorised Signatory

Place : Gurgaon  
 Date : 06.01.2022

\* The details of encumbrances of residual promoters as on 22.12.2022 enclosed herewith as Annexure 1 is an extract of the data available of the Target Company

**PRAKASH INDUSTRIES LIMITED**  
**Details of encumbrance of residual promoters as on 22.12.2021**

Sr. No.	Name of the Shareholder	Total shares held		Shares pledged or otherwise encumbered	
		No. of shares held	As a % of total share capital	No. of shares held	As a % of total share capital
1	SHRI V.P. AGARWAL	16268907	9.08	0	0.00
2	V.P. AGARWAL (HUF)	2208644	1.23	229389	0.13
3	SMT. MOHINI AGARWAL	1019856	0.57	1019856	0.57
4	SHRI VIKRAM AGARWAL	406500	0.23	406500	0.23
5	SHRI KANHA AGARWAL	18540	0.01	18540	0.01
6	AIRCON TRADEX PVT. LTD.	96000	0.05	96000	0.05
7	AMBROSIA COMMERCE PVT. LTD.	1936500	1.08	1936500	1.08
8	DHRUV COMMERCE PVT. LTD.	300500	0.17	300500	0.17
9	ESSENTIAL ELECTRONICS PVT. LTD.	597300	0.33	597300	0.33
10	EVERSHINE MERCANTILE PVT. LTD.	1621700	0.91	1621700	0.91
11	EXCEL FINCAP PVT. LTD.	102135	0.06	102100	0.06
12	FOCUS SECURITIES & CREDITS PVT. LTD.	1460000	0.82	1460000	0.82
13	FOUR WINGS MARKETING PVT. LTD.	101700	0.06	101700	0.06
14	GMK BUILDERS PVT. LTD.	8164800	4.56	5104650	2.85
15	GOEL CONTAINERS PVT. LTD.	1378682	0.77	1278682	0.71
16	HISSAR TUBES PVT. LTD.	700000	0.39	700000	0.39
17	HI-TECH MERCANTILE (INDIA) PVT. LTD.	2720695	1.52	2720695	1.52
18	NEW ERA COMMERCE & SECURITIES PVT. LTD.	215985	0.12	215900	0.12
19	OCEAN ISPAT PVT. LTD.	300000	0.17	300000	0.17
20	PAREEK OVERSEAS PVT. LTD.	623060	0.35	392618	0.22
21	PRAKASH CAPITAL SERVICES LTD.	1508467	0.84	1508400	0.84
22	PRAKASH INDUSTRIAL FINANCE LTD.	904950	0.51	890950	0.50
23	PREMIER FINCAP PVT. LTD.	767000	0.43	767000	0.43
24	PRIMENET GLOBAL LTD.	2470500	1.38	2470500	1.38
25	PRIME MERCANTILE PVT. LTD.	3701470	2.07	1460200	0.82
26	PROSPERO SECURITIES PVT. LTD.	515800	0.29	515800	0.29
27	ROURKELA STEEL PVT. LTD.	790633	0.44	790633	0.44
28	SAMYAK SECURITIES PVT. LTD.	1500000	0.84	1500000	0.84
29	SHREE LABH LAKSHMI CAPITAL SERVICES PVT. LTD.	2311471	1.29	2256871	1.26
30	STYLE LEASING & FINANCE PVT. LTD.	1114400	0.62	1114400	0.62
31	SUNVIN TRADING & INVESTMENT PVT. LTD.	242312	0.14	242312	0.14
32	TECHDRIVE SOFTWARE LTD	562550	0.31	0	0.00
33	TOOLS INDIA PVT. LTD.	900900	0.50	900900	0.50
34	UNITY MERCANTILE PVT. LTD.	251575	0.14	251500	0.14
35	VANSHI FARMS PVT. LTD.	3157900	1.76	3157900	1.76
36	VISION MERCANTILE PVT. LTD.	1866754	1.04	1866700	1.04
37	WELTER SECURITIES LTD.	5006666	2.80	2576600	1.44
38	CHAIBASA STEEL LLP	250000	0.14	250000	0.14
39	DHRUV COMMERCE LLP	1481000	0.83	574000	0.32
40	ESSENTIAL ELECTRONICS LLP	302100	0.17	302100	0.17
41	EVERSHINE MERCANTILE LLP	300000	0.17	300000	0.17
42	FOUR WINGS MARKETING LLP	300000	0.17	300000	0.17
43	HISSAR TUBES LLP	650012	0.36	650012	0.36
44	PREMIER FINCAP LLP	476480	0.27	476480	0.27
45	ROURKELA STEEL LLP	636500	0.36	0	0.00
46	SPRING MERCANTILE LLP	500	0.00	0	0.00
47	SUNVIN TRADING & INVESTMENT LLP	1007688	0.56	925000	0.52
48	SUVARNA MARKETING LLP	95000	0.05	95000	0.05
<b>TOTAL</b>		<b>73314132</b>	<b>40.94</b>	<b>44745888</b>	<b>24.99</b>

# ESSENTIAL ELECTRONICS LLP

(Formerly Essential Electronics Pvt. Ltd.)

Regd. Off. : 303, Himland house, D-5, Karampura Commercial Complex, NEW DELHI-110015

LLPIN: AAM-4824

Email ID: GOPALTC@GMAIL.COM

6<sup>th</sup> January, 2022

Listing Department  
BSE Ltd.  
Phiroze Jeejeebhoy Towers  
Dalal Street  
Mumbai – 400001

Listing Department  
National Stock Exchange of India Ltd  
Exchange Plaza, 5th Floor, Plot No. C/1  
G Block, Bandra-Kurla Complex,  
Bandra (E), Mumbai - 400051

Company Code : 506022

Company Symbol : PRAKASH

Sub : Disclosure under Regulation 31 of Securities and Exchange Board of India  
(Substantial Acquisition of Shares and Takeovers) Regulations, 2011

Dear Sir,

In terms of the provisions of Regulation 31 of the SEBI (Substantial Acquisition of Shares and Takeovers) Regulations, 2011, we being Promoter group of Prakash Industries Limited hereby enclosing the details of pledged shares of Prakash Industries Limited held by us in the prescribed format.

This is for your information and record please.

Thanking you,

Yours faithfully,  
For **Essential Electronics LLP**



**Authorised Signatory**

Encl : (2) as above

CC To :

Prakash Industries Ltd.  
15 Km. Stone, Delhi Road,  
Hissar – 125044

**Disclosure by the Promoter(s) to the stock exchanges and to the Target Company for encumbrance of shares / invocation of encumbrance/ release of encumbrance, in terms of Regulation 31(1) and 31(2) of SEBI (Substantial Acquisition of Shares and Takeovers) Regulation, 2011**

Name of the Target Company(TC)		PRAKASH INDUSTRIES LIMITED											
Names of the Stock Exchanges where the shares of the target company are listed		BSE Ltd. & National Stock Exchange of India Ltd.											
Date of reporting		06 January 2022											
Name of the promoter or PAC on whose shares encumbrance has been created/ released/invoked		Essential Electronics LLP											
Details of the creation of encumbrance :													
Name of the promoter(s) or PACs with him	Promoter holding in the target company (1)		Promoter holding already encumbered (2)		Details of events pertaining to encumbrance (3)						Post event holding of encumbered shares		
	No. of shares	% of total share capital	No. of shares	% of total share capital	Type of event (creation/ release/ invocation)	Date of creation/ invocation/ release of encumbrance	Type of encumbrance (pledge/ lien/ non disposal/ undertaking/ others)	Reasons for encumbrance	No. of shares	% of total share capital	Name of the entity in whose favour shares encumbered	No. of shares	% of total share capital
Essential Electronics LLP	302100	0.17	302100	0.17	Release	03.01.2022	Pledge	Third Party Pledge	-302100	-0.17	Virtue Financial Services Pvt Ltd	0	0.00
Essential Electronics LLP	302100	0.17	0	0.00	Creation	03.01.2022	Pledge	Third Party Pledge	302100	0.17	Virtue Financial Services Pvt Ltd	302100	0.17

for Essential Electronics LLP  
  
 Authorised Signatory

Place : Gurgaon  
 Date : 06.01.2022

\* The details of encumbrances of residual promoters as on 22.12.2021 enclosed herewith as Annexure 1 is an extract of the data available of the Target Company

**PRAKASH INDUSTRIES LIMITED**  
**Details of encumbrance of residual promoters as on 22.12.2021**

Sr. No.	Name of the Shareholder	Total shares held		Shares pledged or otherwise encumbered	
		No. of shares held	As a % of total share capital	No. of shares held	As a % of total share capital
1	SHRI V.P. AGARWAL	16268907	9.08	0	0.00
2	V.P. AGARWAL (HUF)	2208644	1.23	229389	0.13
3	SMT. MOHINI AGARWAL	1019856	0.57	1019856	0.57
4	SHRI VIKRAM AGARWAL	406500	0.23	406500	0.23
5	SHRI KANHA AGARWAL	18540	0.01	18540	0.01
6	AIRCON TRADEX PVT. LTD.	96000	0.05	96000	0.05
7	AMBROSIA COMMERCE PVT. LTD.	1936500	1.08	1936500	1.08
8	DHRUV COMMERCE PVT. LTD.	300500	0.17	300500	0.17
9	ESSENTIAL ELECTRONICS PVT. LTD.	597300	0.33	597300	0.33
10	EVERSHINE MERCANTILE PVT. LTD.	1621700	0.91	1621700	0.91
11	EXCEL FINCAP PVT. LTD.	102135	0.06	102100	0.06
12	FOCUS SECURITIES & CREDITS PVT. LTD.	1460000	0.82	1460000	0.82
13	FOUR WINGS MARKETING PVT. LTD.	101700	0.06	101700	0.06
14	GMK BUILDERS PVT. LTD.	8164800	4.56	5104650	2.85
15	GOEL CONTAINERS PVT. LTD.	1378682	0.77	1278682	0.71
16	HISSAR TUBES PVT. LTD.	700000	0.39	700000	0.39
17	HI-TECH MERCANTILE (INDIA) PVT. LTD.	2720695	1.52	2720695	1.52
18	NEW ERA COMMERCE & SECURITIES PVT. LTD.	215985	0.12	215900	0.12
19	OCEAN ISPAT PVT. LTD.	300000	0.17	300000	0.17
20	PAREEK OVERSEAS PVT. LTD.	623060	0.35	392618	0.22
21	PRAKASH CAPITAL SERVICES LTD.	1508467	0.84	1508400	0.84
22	PRAKASH INDUSTRIAL FINANCE LTD.	904950	0.51	890950	0.50
23	PREMIER FINCAP PVT. LTD.	767000	0.43	767000	0.43
24	PRIMENET GLOBAL LTD.	2470500	1.38	2470500	1.38
25	PRIME MERCANTILE PVT. LTD.	3701470	2.07	1460200	0.82
26	PROSPERO SECURITIES PVT. LTD.	515800	0.29	515800	0.29
27	ROURKELA STEEL PVT. LTD.	790633	0.44	790633	0.44
28	SAMYAK SECURITIES PVT. LTD.	1500000	0.84	1500000	0.84
29	SHREE LABH LAKSHMI CAPITAL SERVICES PVT. LTD.	2311471	1.29	2256871	1.26
30	STYLE LEASING & FINANCE PVT. LTD.	1114400	0.62	1114400	0.62
31	SUNVIN TRADING & INVESTMENT PVT. LTD.	242312	0.14	242312	0.14
32	TECHDRIVE SOFTWARE LTD	562550	0.31	0	0.00
33	TOOLS INDIA PVT. LTD.	900900	0.50	900900	0.50
34	UNITY MERCANTILE PVT. LTD.	251575	0.14	251500	0.14
35	VANSHI FARMS PVT. LTD.	3157900	1.76	3157900	1.76
36	VISION MERCANTILE PVT. LTD.	1866754	1.04	1866700	1.04
37	WELTER SECURITIES LTD.	5006666	2.80	2576600	1.44
38	CHAIBASA STEEL LLP	250000	0.14	250000	0.14
39	DHRUV COMMERCE LLP	1481000	0.83	574000	0.32
40	EVERSHINE MERCANTILE LLP	300000	0.17	300000	0.17
41	FOUR WINGS MARKETING LLP	300000	0.17	300000	0.17
42	HISSAR TUBES LLP	650012	0.36	650012	0.36
43	PREMIER FINCAP LLP	476480	0.27	476480	0.27
44	ROURKELA STEEL LLP	636500	0.36	0	0.00
45	SHIKHA MERCANTILE LLP	70600	0.04	70600	0.04
46	SPRING MERCANTILE LLP	500	0.00	0	0.00
47	SUNVIN TRADING & INVESTMENT LLP	1007688	0.56	925000	0.52
48	SUVARNA MARKETING LLP	95000	0.05	95000	0.05
	<b>TOTAL</b>	<b>73082632</b>	<b>40.81</b>	<b>44514388</b>	<b>24.86</b>

*R. Gupta*



# PRAKASH INDUSTRIAL FINANCE LIMITED

Corporate Office: 303, Himland House, D-5, Karampura Commercial Complex,  
New Delhi - 110015

CIN NO. U65944PB1992PLC052837

E-mail: gopaltg@gmail.com

---

6<sup>th</sup> January, 2022

Listing Department  
BSE Ltd.  
Phiroze Jeejeebhoy Towers  
Dalal Street  
Mumbai – 400001

Listing Department  
National Stock Exchange of India Ltd  
Exchange Plaza, 5th Floor, Plot No. C/1  
G Block, Bandra-Kurla Complex,  
Bandra (E), Mumbai - 400051

Company Code : 506022

Company Symbol : PRAKASH

**Sub : Disclosure under Regulation 31 of Securities and Exchange Board of India  
(Substantial Acquisition of Shares and Takeovers) Regulations, 2011**

Dear Sir,

In terms of the provisions of Regulation 31 of the SEBI (Substantial Acquisition of Shares and Takeovers) Regulations, 2011, we being Promoter group of Prakash Industries Limited hereby enclosing the details of pledged shares of Prakash Industries Limited held by us in the prescribed format.

This is for your information and record please.

Thanking you,

Yours faithfully,  
For **Prakash Industrial Finance Limited**



**Authorised Signatory**

Encl : (2) as above

CC To :

Prakash Industries Ltd.  
15 Km. Stone, Delhi Road,  
Hissar – 125044

**Disclosure by the Promoter(s) to the stock exchanges and to the Target Company for encumbrance of shares / invocation of encumbrance/ release of encumbrance, in terms of Regulation 31(1) and 31(2) of SEBI (Substantial Acquisition of Shares and Takeovers) Regulation, 2011**

Name of the Target Company(TC)	PRAKASH INDUSTRIES LIMITED
Names of the Stock Exchanges where the shares of the target company are listed	BSE Ltd. & National Stock Exchange of India Ltd.
Date of reporting	06 January 2022
Name of the promoter or PAC on whose shares encumbrance has been created/ released/invoked	Prakash Industrial Finance Ltd

**Details of the creation of encumbrance :**

Name of the promoter(s) or PACs with firm	Promoter holding in the target company (1)		Promoter holding already encumbered (2)		Details of events pertaining to encumbrance (3)							Post event holding of encumbered shares	
	No. of shares	% of total share capital	No. of shares	% of total share capital	Type of event (creation/ release/ invocation)	Date of creation/ release/ invocation	Type of encumbrance (pledge/ lien/ non disposal undertaking/ others)	Reasons for encumbrance	No. of shares	% of total share capital	Name of the entity in whose favour shares encumbered	No. of shares	% of total share capital
Prakash Industrial Finance Ltd	904950	0.51	890950	0.50	Release	03.01.2022	Pledge	Third Party Pledge	-200950	-0.11	Virtue Financial Services Pvt Ltd	690000	0.39
Prakash Industrial Finance Ltd	904950	0.51	690000	0.39	Pledge	03.01.2022	Pledge	Third Party Pledge	200950	0.11	Virtue Financial Services Pvt Ltd	890950	0.50

for Prakash Industrial Finance Ltd

  
Authorised Signatory

Place : New Delhi  
Date : 06.01.2022

\* The details of encumbrances of residual promoters as on 22.12.2021 enclosed herewith as Annexure 1 is an extract of the data available of the Target Company

## PRAKASH INDUSTRIES LIMITED

Details of encumbrance of residual promoters as on 22.12.2021

Sr. No.	Name of the Shareholder	Total shares held		Shares pledged or otherwise encumbered	
		No. of shares held	As a % of total share capital	No. of shares held	As a % of total share capital
1	SHRI V.P. AGARWAL	16268907	9.08	0	0.00
2	V.P. AGARWAL (HUF)	2208644	1.23	229389	0.13
3	SMT. MOHINI AGARWAL	1019856	0.57	1019856	0.57
4	SHRI VIKRAM AGARWAL	406500	0.23	406500	0.23
5	SHRI KANHA AGARWAL	18540	0.01	18540	0.01
6	AIRCON TRADEX PVT. LTD.	96000	0.05	96000	0.05
7	AMBROSIA COMMERCE PVT. LTD.	1936500	1.08	1936500	1.08
8	DHRUV COMMERCE PVT. LTD.	300500	0.17	300500	0.17
9	ESSENTIAL ELECTRONICS PVT. LTD.	597300	0.33	597300	0.33
10	EVERSHINE MERCANTILE PVT. LTD.	1621700	0.91	1621700	0.91
11	EXCEL FINCAP PVT. LTD.	102135	0.06	102100	0.06
12	FOCUS SECURITIES & CREDITS PVT. LTD.	1460000	0.82	1460000	0.82
13	FOUR WINGS MARKETING PVT. LTD.	101700	0.06	101700	0.06
14	GMK BUILDERS PVT. LTD.	8164800	4.56	5104650	2.85
15	GOEL CONTAINERS PVT. LTD.	1378682	0.77	1278682	0.71
16	HISSAR TUBES PVT. LTD.	700000	0.39	700000	0.39
17	HI-TECH MERCANTILE (INDIA) PVT. LTD.	2720695	1.52	2720695	1.52
18	NEW ERA COMMERCE & SECURITIES PVT. LTD.	215985	0.12	215900	0.12
19	OCEAN ISPAT PVT. LTD.	300000	0.17	300000	0.17
20	PAREEK OVERSEAS PVT. LTD.	623060	0.35	392618	0.22
21	PRAKASH CAPITAL SERVICES LTD.	1508467	0.84	1508400	0.84
22	PREMIER FINCAP PVT. LTD.	767000	0.43	767000	0.43
23	PRIMENET GLOBAL LTD.	2470500	1.38	2470500	1.38
24	PRIME MERCANTILE PVT. LTD.	3701470	2.07	1460200	0.82
25	PROSPERO SECURITIES PVT. LTD.	515800	0.29	515800	0.29
26	ROURKELA STEEL PVT. LTD.	790633	0.44	790633	0.44
27	SAMYAK SECURITIES PVT. LTD.	1500000	0.84	1500000	0.84
28	SHREE LABH LAKSHMI CAPITAL SERVICES PVT. LTD.	2311471	1.29	2256871	1.26
29	STYLE LEASING & FINANCE PVT. LTD.	1114400	0.62	1114400	0.62
30	SUNVIN TRADING & INVESTMENT PVT. LTD.	242312	0.14	242312	0.14
31	TECHDRIVE SOFTWARE LTD	562550	0.31	0	0.00
32	TOOLS INDIA PVT. LTD.	900900	0.50	900900	0.50
33	UNITY MERCANTILE PVT. LTD.	251575	0.14	251500	0.14
34	VANSHI FARMS PVT. LTD.	3157900	1.76	3157900	1.76
35	VISION MERCANTILE PVT. LTD.	1866754	1.04	1866700	1.04
36	WELTER SECURITIES LTD.	5006666	2.80	2576600	1.44
37	CHAI BASA STEEL LLP	250000	0.14	250000	0.14
38	DHRUV COMMERCE LLP	1481000	0.83	574000	0.32
39	ESSENTIAL ELECTRONICS LLP	302100	0.17	302100	0.17
40	EVERSHINE MERCANTILE LLP	300000	0.17	300000	0.17
41	FOUR WINGS MARKETING LLP	300000	0.17	300000	0.17
42	HISSAR TUBES LLP	650012	0.36	650012	0.36
43	PREMIER FINCAP LLP	476480	0.27	476480	0.27
44	ROURKELA STEEL LLP	636500	0.36	0	0.00
45	SHIKHA MERCANTILE LLP	70600	0.04	70600	0.04
46	SPRING MERCANTILE LLP	500	0.00	0	0.00
47	SUNVIN TRADING & INVESTMENT LLP	1007688	0.56	925000	0.52
48	SUVARNA MARKETING LLP	95000	0.05	95000	0.05
	<b>TOTAL</b>	<b>72479782</b>	<b>40.47</b>	<b>43925538</b>	<b>24.53</b>

# Premier Fincap LLP

(Formerly Premier Fincap Private Limited)

Regd. Off: N, 3 RD FLOOR, OLD DELHI RAOD, GOLDEN JUBLEE PLAZA, GURUGRAM-122001

LLPIN: AAM-1154

Email ID : gopaltg@gmail.com

6<sup>th</sup> January, 2022

Listing Department  
BSE Ltd.  
Phiroze Jeejeebhoy Towers  
Dalal Street  
Mumbai – 400001

Company Code : 506022

Listing Department  
National Stock Exchange of India Ltd  
Exchange Plaza, 5th Floor, Plot No. C/1  
G Block, Bandra-Kurla Complex,  
Bandra (E), Mumbai - 400051

Company Symbol : PRAKASH

Sub : **Disclosure under Regulation 31 of Securities and Exchange Board of India  
(Substantial Acquisition of Shares and Takeovers) Regulations, 2011**

Dear Sir,

In terms of the provisions of Regulation 31 of the SEBI (Substantial Acquisition of Shares and Takeovers) Regulations, 2011, we being Promoter group of Prakash Industries Limited hereby enclosing the details of pledged shares of Prakash Industries Limited held by us in the prescribed format.

This is for your information and record please.

Thanking you,

Yours faithfully,  
For **Premier Fincap LLP**



**Authorised Signatory**


Encl : (2) as above

CC To :

Prakash Industries Ltd.  
15 Km. Stone, Delhi Road,  
Hissar – 125044

**Disclosure by the Promoter(s) to the stock exchanges and to the Target Company for encumbrance of shares / invocation of encumbrance/ release of encumbrance, in terms of Regulation 31(1) and 31(2) of SEBI (Substantial Acquisition of Shares and Takeovers) Regulation, 2011**

Name of the Target Company(TC)		PRAKASH INDUSTRIES LIMITED											
Names of the Stock Exchanges where the shares of the target company are listed		BSE Ltd. & National Stock Exchange of India Ltd.											
Date of reporting		06 January 2022											
Name of the promoter or PAC on whose shares encumbrance has been created/ released/invoked		Premier Fincap LLP											
Details of the creation of encumbrance :													
Name of the promoter(s) or PACs with him	Promoter holding in the target company (1)		Promoter holding already encumbered (2)		Details of events pertaining to encumbrance (3)						Post event holding of encumbered shares		
	No. of shares	% of total share capital	No. of shares	% of total share capital	Type of event (creation/ release/ invocation)	Date of creation/ release/ invocation	Type of encumbrance (pledge/ lien/ disposal/ non undertaking/ others)	Reasons for encumbrance	No. of shares	% of total share capital	Name of the entity in whose favour shares encumbered	No. of shares	% of total share capital
Premier Fincap LLP	476480	0.27	476480	0.27	Release	03.01.2022	Pledge	Third Party Pledge	450480	-0.25	Virtue Financial Services Pvt Ltd	26000	0.01
Premier Fincap LLP	476480	0.27	26000	0.01	Creation	03.01.2022	Pledge	Third Party Pledge	450480	0.25	Virtue Financial Services Pvt Ltd	476480	0.27

for Premier Fincap LLP  
  
 Authorised Signatory

Place : Gurgaon  
 Date : 06.01.2022

\* The details of encumbrances of residual promoters as on 22.12.2021 enclosed herewith as Annexure 1 is an extract of the data available of the Target Company

**PRAKASH INDUSTRIES LIMITED**  
**Details of encumbrance of residual promoters as on 22.12.2021**

Sr. No.	Name of the Shareholder	Total shares held		Shares pledged or otherwise encumbered	
		No. of shares held	As a % of total share capital	No. of shares held	As a % of total share capital
1	SHRI V.P. AGARWAL	16268907	9.08	0	0.00
2	V.P. AGARWAL (HUF)	2208644	1.23	229389	0.13
3	SMT. MOHINI AGARWAL	1019856	0.57	1019856	0.57
4	SHRI VIKRAM AGARWAL	406500	0.23	406500	0.23
5	SHRI KANHA AGARWAL	18540	0.01	18540	0.01
6	AIRCON TRADEX PVT. LTD.	96000	0.05	96000	0.05
7	AMBROSIA COMMERCE PVT. LTD.	1936500	1.08	1936500	1.08
8	DHRUV COMMERCE PVT. LTD.	300500	0.17	300500	0.17
9	ESSENTIAL ELECTRONICS PVT. LTD.	597300	0.33	597300	0.33
10	EVERSHINE MERCANTILE PVT. LTD.	1621700	0.91	1621700	0.91
11	EXCEL FINCAP PVT. LTD.	102135	0.06	102100	0.06
12	FOCUS SECURITIES & CREDITS PVT. LTD.	1460000	0.82	1460000	0.82
13	FOUR WINGS MARKETING PVT. LTD.	101700	0.06	101700	0.06
14	GMK BUILDERS PVT. LTD.	8164800	4.56	5104650	2.85
15	GOEL CONTAINERS PVT. LTD.	1378682	0.77	1278682	0.71
16	HISSAR TUBES PVT. LTD.	700000	0.39	700000	0.39
17	HI-TECH MERCANTILE (INDIA) PVT. LTD.	2720695	1.52	2720695	1.52
18	NEW ERA COMMERCE & SECURITIES PVT. LTD.	215985	0.12	215900	0.12
19	OCEAN ISPAT PVT. LTD.	300000	0.17	300000	0.17
20	PAREEK OVERSEAS PVT. LTD.	623060	0.35	392618	0.22
21	PRAKASH CAPITAL SERVICES LTD.	1508467	0.84	1508400	0.84
22	PRAKASH INDUSTRIAL FINANCE LTD.	904950	0.51	890950	0.50
23	PREMIER FINCAP PVT. LTD.	767000	0.43	767000	0.43
24	PRIMENET GLOBAL LTD.	2470500	1.38	2470500	1.38
25	PRIME MERCANTILE PVT. LTD.	3701470	2.07	1460200	0.82
26	PROSPERO SECURITIES PVT. LTD.	515800	0.29	515800	0.29
27	ROURKELA STEEL PVT. LTD.	790633	0.44	790633	0.44
28	SAMYAK SECURITIES PVT. LTD.	1500000	0.84	1500000	0.84
29	SHREE LABH LAKSHMI CAPITAL SERVICES PVT. LTD.	2311471	1.29	2256871	1.26
30	STYLE LEASING & FINANCE PVT. LTD.	1114400	0.62	1114400	0.62
31	SUNVIN TRADING & INVESTMENT PVT. LTD.	242312	0.14	242312	0.14
32	TECHDRIVE SOFTWARE LTD	562550	0.31	0	0.00
33	TOOLS INDIA PVT. LTD.	900900	0.50	900900	0.50
34	UNITY MERCANTILE PVT. LTD.	251575	0.14	251500	0.14
35	VANSHI FARMS PVT. LTD.	3157900	1.76	3157900	1.76
36	VISION MERCANTILE PVT. LTD.	1866754	1.04	1866700	1.04
37	WELTER SECURITIES LTD.	5006666	2.80	2576600	1.44
38	CHAIBASA STEEL LLP	250000	0.14	250000	0.14
39	DHRUV COMMERCE LLP	1481000	0.83	574000	0.32
40	ESSENTIAL ELECTRONICS LLP	302100	0.17	302100	0.17
41	EVERSHINE MERCANTILE LLP	300000	0.17	300000	0.17
42	FOUR WINGS MARKETING LLP	300000	0.17	300000	0.17
43	HISSAR TUBES LLP	650012	0.36	650012	0.36
44	ROURKELA STEEL LLP	636500	0.36	0	0.00
45	SHIKHA MERCANTILE LLP	70600	0.04	70600	0.04
46	SPRING MERCANTILE LLP	500	0.00	0	0.00
47	SUNVIN TRADING & INVESTMENT LLP	1007688	0.56	925000	0.52
48	SUVARNA MARKETING LLP	95000	0.05	95000	0.05
	<b>TOTAL</b>	<b>72908252</b>	<b>40.71</b>	<b>44340008</b>	<b>24.76</b>

# EVERSHINE MERCANTILE LLP

(Formally Evershine Mercantile LLP)

Regd. Office : N,3 RD FLOOR OLD DELHI RAOD, GOLDEN JUBLEE PLAZA GURUGRAM HR 122001  
LLP NO. AAL-9546

---

6<sup>th</sup> January, 2022

Listing Department  
BSE Ltd.  
Phiroze Jeejeebhoy Towers  
Dalal Street  
Mumbai – 400001

Listing Department  
National Stock Exchange of India Ltd  
Exchange Plaza, 5th Floor, Plot No. C/1  
G Block, Bandra-Kurla Complex,  
Bandra (E), Mumbai - 400051

Company Code : 506022

Company Symbol : PRAKASH

Sub : **Disclosure under Regulation 31 of Securities and Exchange Board of India  
(Substantial Acquisition of Shares and Takeovers) Regulations, 2011**

Dear Sir,

In terms of the provisions of Regulation 31 of the SEBI (Substantial Acquisition of Shares and Takeovers) Regulations, 2011, we being Promoter group of Prakash Industries Limited hereby enclosing the details of pledged shares of Prakash Industries Limited held by us in the prescribed format.

This is for your information and record please.

Thanking you,

Yours faithfully,  
For Evershine Mercantile LLP



Authorised Signatory

Encl : (2) as above

CC To :

Prakash Industries Ltd.  
15 Km. Stone, Delhi Road,  
Hissar – 125044

**Disclosure by the Promoter(s) to the stock exchanges and to the Target Company for encumbrance of shares / invocation of encumbrance / release of encumbrance, in terms of Regulation 31(1) and 31(2) of SEBI (Substantial Acquisition of Shares and Takeovers) Regulation, 2011**

Name of the Target Company(IC)		PRAKASH INDUSTRIES LIMITED											
Names of the Stock Exchanges where the shares of the target company are listed		BSE Ltd. & National Stock Exchange of India Ltd.											
Date of reporting		06 January 2022											
Name of the promoter or PAC on whose shares encumbrance has been created/ released/invoked		Evershine Mercantile LLP											
Details of the creation of encumbrance :													
Name of the promoter(s) or PACs with him	Promoter holding in the target company (1)		Promoter holding already encumbered (2)		Details of events pertaining to encumbrance (3)					Post event holding of encumbered shares			
	No. of shares	% of total share capital	No. of shares	% of total share capital	Type event (creation/ release/ invocation)	Date of creation/ invocation/ release of encumbrance	Type of encumbrance (pledge/ lien/ non disposal/ undetaking/ others)	Reasons for encumbrance	No. of shares	% of total share capital	Name of the entity in whose favour shares encumbered	No. of shares	% of total share capital
Evershine Mercantile LLP	300000	0.17	300000	0.17	Release	03.01.2022	Pledge	Third Party Pledge	-300000	-0.17	Virtue Financial Services Pvt Ltd	0	0.00
Evershine Mercantile LLP	300000	0.17	0	0.00	Creation	03.01.2022	Pledge	Third Party Pledge	300000	0.17	Virtue Financial Services Pvt Ltd	300000	0.17

for Evershine Mercantile LLP

  
 Authorised Signatory

Place : Gurgaon  
 Date : 06.01.2022

\* The details of encumbrances of residual promoters as on 22.12.2022 enclosed herewith as Annexure 1 is an extract of the data available of the Target Company



**PRAKASH INDUSTRIES LIMITED**  
**Details of encumbrance of residual promoters as on 22.12.2021**

Sr. No.	Name of the Shareholder	Total shares held		Shares pledged or otherwise encumbered	
		No. of shares held	As a % of total share capital	No. of shares held	As a % of total share capital
1	SHRI V.P. AGARWAL	16268907	9.08	0	0.00
2	V.P. AGARWAL (HUF)	2208644	1.23	229389	0.13
3	SMT. MOHINI AGARWAL	1019856	0.57	1019856	0.57
4	SHRI VIKRAM AGARWAL	406500	0.23	406500	0.23
5	SHRI KANHA AGARWAL	18540	0.01	18540	0.01
6	AIRCON TRADEX PVT. LTD.	96000	0.05	96000	0.05
7	AMBROSIA COMMERCE PVT. LTD.	1936500	1.08	1936500	1.08
8	DHRUV COMMERCE PVT. LTD.	300500	0.17	300500	0.17
9	ESSENTIAL ELECTRONICS PVT. LTD.	597300	0.33	597300	0.33
10	EVERSHINE MERCANTILE PVT. LTD.	1621700	0.91	1621700	0.91
11	EXCEL FINCAP PVT. LTD.	102135	0.06	102100	0.06
12	FOCUS SECURITIES & CREDITS PVT. LTD.	1460000	0.82	1460000	0.82
13	FOUR WINGS MARKETING PVT. LTD.	101700	0.06	101700	0.06
14	GMK BUILDERS PVT. LTD.	8164800	4.56	5104650	2.85
15	GOEL CONTAINERS PVT. LTD.	1378682	0.77	1278682	0.71
16	HISSAR TUBES PVT. LTD.	700000	0.39	700000	0.39
17	HI-TECH MERCANTILE (INDIA) PVT. LTD.	2720695	1.52	2720695	1.52
18	NEW ERA COMMERCE & SECURITIES PVT. LTD.	215985	0.12	215900	0.12
19	OCEAN ISPAT PVT. LTD.	300000	0.17	300000	0.17
20	PAREEK OVERSEAS PVT. LTD.	623060	0.35	392618	0.22
21	PRAKASH CAPITAL SERVICES LTD.	1508467	0.84	1508400	0.84
22	PRAKASH INDUSTRIAL FINANCE LTD.	904950	0.51	890950	0.50
23	PREMIER FINCAP PVT. LTD.	767000	0.43	767000	0.43
24	PRIMENET GLOBAL LTD.	2470500	1.38	2470500	1.38
25	PRIME MERCANTILE PVT. LTD.	3701470	2.07	1460200	0.82
26	PROSPERO SECURITIES PVT. LTD.	515800	0.29	515800	0.29
27	ROURKELA STEEL PVT. LTD.	790633	0.44	790633	0.44
28	SAMYAK SECURITIES PVT. LTD.	1500000	0.84	1500000	0.84
29	SHREE LABH LAKSHMI CAPITAL SERVICES PVT. LTD.	2311471	1.29	2256871	1.26
30	STYLE LEASING & FINANCE PVT. LTD.	1114400	0.62	1114400	0.62
31	SUNVIN TRADING & INVESTMENT PVT. LTD.	242312	0.14	242312	0.14
32	TECHDRIVE SOFTWARE LTD	562550	0.31	0	0.00
33	TOOLS INDIA PVT. LTD.	900900	0.50	900900	0.50
34	UNITY MERCANTILE PVT. LTD.	251575	0.14	251500	0.14
35	VANSHI FARMS PVT. LTD.	3157900	1.76	3157900	1.76
36	VISION MERCANTILE PVT. LTD.	1866754	1.04	1866700	1.04
37	WELTER SECURITIES LTD.	5006666	2.80	2576600	1.44
38	CHAIBASA STEEL LLP	250000	0.14	250000	0.14
39	DHRUV COMMERCE LLP	1481000	0.83	574000	0.32
40	ESSENTIAL ELECTRONICS LLP	302100	0.17	302100	0.17
41	FOUR WINGS MARKETING LLP	300000	0.17	300000	0.17
42	HISSAR TUBES LLP	650012	0.36	650012	0.36
43	PREMIER FINCAP LLP	476480	0.27	476480	0.27
44	ROURKELA STEEL LLP	636500	0.36	0	0.00
45	SHIKHA MERCANTILE LLP	70600	0.04	70600	0.04
46	SPRING MERCANTILE LLP	500	0.00	0	0.00
47	SUNVIN TRADING & INVESTMENT LLP	1007688	0.56	925000	0.52
48	SUVARNA MARKETING LLP	95000	0.05	95000	0.05
	<b>TOTAL</b>	<b>73084732</b>	<b>40.81</b>	<b>44516488</b>	<b>24.86</b>

*Receipt*

# Ocean Ispat Private Limited

Corp. Off. : 303, Himland House, D-5, Karampura Commercial Complex,  
New Delhi - 110015.

CIN NO. U74899PB1994PTC052941

E-mail: nkchaturvedi1960@gmail.com

---

6<sup>th</sup> January, 2022

Listing Department  
BSE Ltd.  
Phiroze Jeejeebhoy Towers  
Dalal Street  
Mumbai - 400001

Listing Department  
National Stock Exchange of India Ltd  
Exchange Plaza, 5th Floor, Plot No. C/1  
G Block, Bandra-Kurla Complex,  
Bandra (E), Mumbai - 400051

Company Code : 506022

Company Symbol : PRAKASH

Sub : **Disclosure under Regulation 31 of Securities and Exchange Board of India  
(Substantial Acquisition of Shares and Takeovers) Regulations, 2011**

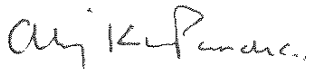
Dear Sir,

In terms of the provisions of Regulation 31 of the SEBI (Substantial Acquisition of Shares and Takeovers) Regulations, 2011, we being Promoter group of Prakash Industries Limited hereby enclosing the details of pledged shares of Prakash Industries Limited held by us in the prescribed format.

This is for your information and record please.

Thanking you,

Yours faithfully,  
For **Ocean Ispat Private Limited**



**Authorised Signatory**

Encl : (2) as above

CC To :

Prakash Industries Ltd.  
15 Km. Stone, Delhi Road,  
Hissar - 125044

**Disclosure by the Promoter(s) to the stock exchanges and to the Target Company for encumbrance of shares / invocation of encumbrance/ release of encumbrance, in terms of Regulation 31(1) and 31(2) of SEBI (Substantial Acquisition of Shares and Takeovers) Regulation, 2011**

Name of the Target Company(TC)		PRAKASH INDUSTRIES LIMITED											
Names of the Stock Exchanges where the shares of the target company are listed		BSE Ltd. & National Stock Exchange of India Ltd.											
Date of reporting		06 January 2022											
Name of the promoter or PAC on whose shares encumbrance has been created/ released/invoked		Ocean Ispat Pvt. Ltd.											
Details of the creation of encumbrance :													
Name of the promoter(s) or PACs with him		Promoter holding in the target company (1)		Promoter holding already encumbered (2)		Details of events pertaining to encumbrance (3)						Post event holding of encumbered shares	
	No. of shares	% of share capital	No. of shares	% of share capital	Type of event (creation/ release/ invocation)	Date of creation/ release/ encumbrance	Type of encumbrance (pledge/ lien/ non disposal/ undetaking/ others)	Reasons for encumbrance	No. of shares	% of share capital	Name of the entity whose favour shares are encumbered	No. of shares	% of share capital
Ocean Ispat Pvt Ltd	300000	0.17	300000	0.17	Release	03.01.2022	Pledge	Third Party Pledge	300000	-0.17	Virtue Financial Services Pvt Ltd	0	0.00
Ocean Ispat Pvt Ltd	300000	0.17	0	0.00	Creation	03.01.2022	Pledge	Third Party Pledge	300000	0.17	Virtue Financial Services Pvt Ltd	300000	0.17

for Ocean Ispat Pvt. Ltd.

*(Signature)*

Authorised Signatory

Place : Gurgaon

Date : 06.01.2022

\* The details of encumbrances of residual promoters as on 22.12.2022, enclosed herewith as Annexure 1 is an extract of the data available of the Target Company

**PRAKASH INDUSTRIES LIMITED**  
**Details of encumbrance of residual promoters as on 22.12.2021**

Sr. No.	Name of the Shareholder	Total shares held		Shares pledged or otherwise encumbered	
		No. of shares held	As a % of total share capital	No. of shares held	As a % of total share capital
1	SHRI V.P. AGARWAL	16268907	9.08	0	0.00
2	V.P. AGARWAL (HUF)	2208644	1.23	229389	0.13
3	SMT. MOHINI AGARWAL	1019856	0.57	1019856	0.57
4	SHRI VIKRAM AGARWAL	406500	0.23	406500	0.23
5	SHRI KANHA AGARWAL	18540	0.01	18540	0.01
6	AIRCON TRADEX PVT. LTD.	96000	0.05	96000	0.05
7	AMBROSIA COMMERCE PVT. LTD.	1936500	1.08	1936500	1.08
8	DHRUV COMMERCE PVT. LTD.	300500	0.17	300500	0.17
9	ESSENTIAL ELECTRONICS PVT. LTD.	597300	0.33	597300	0.33
10	EVERSHINE MERCANTILE PVT. LTD.	1621700	0.91	1621700	0.91
11	EXCEL FINCAP PVT. LTD.	102135	0.06	102100	0.06
12	FOCUS SECURITIES & CREDITS PVT. LTD.	1460000	0.82	1460000	0.82
13	FOUR WINGS MARKETING PVT. LTD.	101700	0.06	101700	0.06
14	GMK BUILDERS PVT. LTD.	8164800	4.56	5104650	2.85
15	GOEL CONTAINERS PVT. LTD.	1378682	0.77	1278682	0.71
16	HISSAR TUBES PVT. LTD.	700000	0.39	700000	0.39
17	HI-TECH MERCANTILE (INDIA) PVT. LTD.	2720695	1.52	2720695	1.52
18	NEW ERA COMMERCE & SECURITIES PVT. LTD.	215985	0.12	215900	0.12
19	PAREEK OVERSEAS PVT. LTD.	623060	0.35	392618	0.22
20	PRAKASH CAPITAL SERVICES LTD.	1508467	0.84	1508400	0.84
21	PRAKASH INDUSTRIAL FINANCE LTD.	904950	0.51	890950	0.50
22	PREMIER FINCAP PVT. LTD.	767000	0.43	767000	0.43
23	PRIMENET GLOBAL LTD.	2470500	1.38	2470500	1.38
24	PRIME MERCANTILE PVT. LTD.	3701470	2.07	1460200	0.82
25	PROSPERO SECURITIES PVT. LTD.	515800	0.29	515800	0.29
26	ROURKELA STEEL PVT. LTD.	790633	0.44	790633	0.44
27	SAMYAK SECURITIES PVT. LTD.	1500000	0.84	1500000	0.84
28	SHREE LABH LAKSHMI CAPITAL SERVICES PVT. LTD.	2311471	1.29	2256871	1.26
29	STYLE LEASING & FINANCE PVT. LTD.	1114400	0.62	1114400	0.62
30	SUNVIN TRADING & INVESTMENT PVT. LTD.	242312	0.14	242312	0.14
31	TECHDRIVE SOFTWARE LTD	562550	0.31	0	0.00
32	TOOLS INDIA PVT. LTD.	900900	0.50	900900	0.50
33	UNITY MERCANTILE PVT. LTD.	251575	0.14	251500	0.14
34	VANSHI FARMS PVT. LTD.	3157900	1.76	3157900	1.76
35	VISION MERCANTILE PVT. LTD.	1866754	1.04	1866700	1.04
36	WELTER SECURITIES LTD.	5006666	2.80	2576600	1.44
37	CHAIBASA STEEL LLP	250000	0.14	250000	0.14
38	DHRUV COMMERCE LLP	1481000	0.83	574000	0.32
39	ESSENTIAL ELECTRONICS LLP	302100	0.17	302100	0.17
40	EVERSHINE MERCANTILE LLP	300000	0.17	300000	0.17
41	FOUR WINGS MARKETING LLP	300000	0.17	300000	0.17
42	HISSAR TUBES LLP	650012	0.36	650012	0.36
43	PREMIER FINCAP LLP	476480	0.27	476480	0.27
44	ROURKELA STEEL LLP	636500	0.36	0	0.00
45	SHIKHA MERCANTILE LLP	70600	0.04	70600	0.04
46	SPRING MERCANTILE LLP	500	0.00	0	0.00
47	SUNVIN TRADING & INVESTMENT LLP	1007688	0.56	925000	0.52
48	SUVARNA MARKETING LLP	95000	0.05	95000	0.05
	<b>TOTAL</b>	<b>73084732</b>	<b>40.81</b>	<b>44516488</b>	<b>24.86</b>

*anil kumar*

# Aircon Tradex Private Limited

(Formerly Prospero Securities Pvt. Ltd.)

Regd. Office: 303, Himland House, D-5, Karampura Commercial Complex,  
New Delhi – 110015.

CIN NO.: U74899DL1991PTC044935

Email Id: gopaltg@gmail.com

---

6<sup>th</sup> January, 2022

Listing Department  
BSE Ltd.  
Phiroze Jeejeebhoy Towers  
Dalal Street  
Mumbai – 400001

Listing Department  
National Stock Exchange of India Ltd  
Exchange Plaza, 5th Floor, Plot No. C/1  
G Block, Bandra-Kurla Complex,  
Bandra (E), Mumbai - 400051

Company Code : 506022

Company Symbol : PRAKASH

Sub : **Disclosure under Regulation 31 of Securities and Exchange Board of India  
(Substantial Acquisition of Shares and Takeovers) Regulations, 2011**

Dear Sir,

In terms of the provisions of Regulation 31 of the SEBI (Substantial Acquisition of Shares and Takeovers) Regulations, 2011, we being Promoter group of Prakash Industries Limited hereby enclosing the details of pledged shares of Prakash Industries Limited held by us in the prescribed format.

This is for your information and record please.

Thanking you,

Yours faithfully,  
For **Aircon Tradex Private Limited**



**Authorised Signatory**

Encl : (2) as above

CC To :

Prakash Industries Ltd.  
15 Km. Stone, Delhi Road,  
Hissar – 125044

**Disclosure by the Promoter(s) to the stock exchanges and to the Target Company for encumbrance of shares / invocation of encumbrance/ release of encumbrance, in terms of Regulation 31(1) and 31(2) of SEBI (Substantial Acquisition of Shares and Takeovers) Regulation, 2011**

Name of the Target Company(TC)										PRAKASH INDUSTRIES LIMITED														
Names of the Stock Exchanges where the shares of the target company are listed										BSE Ltd. & National Stock Exchange of India Ltd.														
Date of reporting										06 January 2022														
Name of the promoter or PAC on whose shares encumbrance has been created/ released/invoked										Aircon Tradex Pvt Ltd														
Details of the creation of encumbrance :										Details of events pertaining to encumbrance (3)														
Name of the promoter(s) or PACs with whom					Promoter holding already encumbered (2)					Promoter holding in the target company (1)					Details of events pertaining to encumbrance (3)					Post event holding of encumbered shares				
No. of shares		% of total share capital		Type of event (creation/ release/ invocation)	Date of creation/ invocation/ release of encumbrance	Type of encumbrance (pledge/ lien/ non disposal undertaking/ others)	Reasons for encumbrance	No. of shares	% of total share capital	Name of the entity whose shares are encumbered	No. of shares	% of total share capital	No. of shares	% of total share capital	No. of shares	% of total share capital								
96000		0.05		Release	01.01.2022	Pledge	Third Party Pledge	96000	0.05	Virtue Financial Services Pvt Ltd	96000	-0.05	0	0.00	96000	0.05								
96000		0.05		Creation	01.01.2022	Pledge	Third Party Pledge	0	0.00	Virtue Financial Services Pvt Ltd	96000	0.05	96000	0.05	96000	0.05								

for Aircon Tradex Pvt Ltd

  
Authorised Signatory

Place : New Delhi  
Date : 06.01.2022

\* The details of encumbrances of residual promoters as on 22.12.2021 enclosed herewith as Annexure 1 is an extract of the data available of the Target Company

**PRAKASH INDUSTRIES LIMITED**  
**Details of encumbrance of residual promoters as on 22.12.2021**

Sr. No.	Name of the Shareholder	Total shares held		Shares pledged or otherwise encumbered	
		No. of shares held	As a % of total share capital	No. of shares held	As a % of total share capital
1	SHRI V.P. AGARWAL	16268907	9.08	0	0.00
2	V.P. AGARWAL (HUF)	2208644	1.23	229389	0.13
3	SMT. MOHINI AGARWAL	1019856	0.57	1019856	0.57
4	SHRI VIKRAM AGARWAL	406500	0.23	406500	0.23
5	SHRI KANHA AGARWAL	18540	0.01	18540	0.01
6	AMBROSIA COMMERCE PVT. LTD.	1936500	1.08	1936500	1.08
7	DHRUV COMMERCE PVT. LTD.	300500	0.17	300500	0.17
8	ESSENTIAL ELECTRONICS PVT. LTD.	597300	0.33	597300	0.33
9	EVERSHINE MERCANTILE PVT. LTD.	1621700	0.91	1621700	0.91
10	EXCEL FINCAP PVT. LTD.	102135	0.06	102100	0.06
11	FOCUS SECURITIES & CREDITS PVT. LTD.	1460000	0.82	1460000	0.82
12	FOUR WINGS MARKETING PVT. LTD.	101700	0.06	101700	0.06
13	GMK BUILDERS PVT. LTD.	8164800	4.56	5104650	2.85
14	GOEL CONTAINERS PVT. LTD.	1378682	0.77	1278682	0.71
15	HISSAR TUBES PVT. LTD.	700000	0.39	700000	0.39
16	HI-TECH MERCANTILE (INDIA) PVT. LTD.	2720695	1.52	2720695	1.52
17	NEW ERA COMMERCE & SECURITIES PVT. LTD.	215985	0.12	215900	0.12
18	OCEAN ISPAT PVT. LTD.	300000	0.17	300000	0.17
19	PAREEK OVERSEAS PVT. LTD.	623060	0.35	392618	0.22
20	PRAKASH CAPITAL SERVICES LTD.	1508467	0.84	1508400	0.84
21	PRAKASH INDUSTRIAL FINANCE LTD.	904950	0.51	890950	0.50
22	PREMIER FINCAP PVT. LTD.	767000	0.43	767000	0.43
23	PRIMENET GLOBAL LTD.	2470500	1.38	2470500	1.38
24	PRIME MERCANTILE PVT. LTD.	3701470	2.07	1460200	0.82
25	PROSPERO SECURITIES PVT. LTD.	515800	0.29	515800	0.29
26	ROURKELA STEEL PVT. LTD.	790633	0.44	790633	0.44
27	SAMYAK SECURITIES PVT. LTD.	1500000	0.84	1500000	0.84
28	SHREE LABH LAKSHMI CAPITAL SERVICES PVT. LTD.	2311471	1.29	2256871	1.26
29	STYLE LEASING & FINANCE PVT. LTD.	1114400	0.62	1114400	0.62
30	SUNVIN TRADING & INVESTMENT PVT. LTD.	242312	0.14	242312	0.14
31	TECHDRIVE SOFTWARE LTD	562550	0.31	0	0.00
32	TOOLS INDIA PVT. LTD.	900900	0.50	900900	0.50
33	UNITY MERCANTILE PVT. LTD.	251575	0.14	251500	0.14
34	VANSHI FARMS PVT. LTD.	3157900	1.76	3157900	1.76
35	VISION MERCANTILE PVT. LTD.	1866754	1.04	1866700	1.04
36	WELTER SECURITIES LTD.	5006666	2.80	2576600	1.44
37	CHAIBASA STEEL LLP	250000	0.14	250000	0.14
38	DHRUV COMMERCE LLP	1481000	0.83	574000	0.32
39	ESSENTIAL ELECTRONICS LLP	302100	0.17	302100	0.17
40	EVERSHINE MERCANTILE LLP	300000	0.17	300000	0.17
41	FOUR WINGS MARKETING LLP	300000	0.17	300000	0.17
42	HISSAR TUBES LLP	650012	0.36	650012	0.36
43	PREMIER FINCAP LLP	476480	0.27	476480	0.27
44	ROURKELA STEEL LLP	636500	0.36	0	0.00
45	SHIKHA MERCANTILE LLP	70600	0.04	70600	0.04
46	SPRING MERCANTILE LLP	500	0.00	0	0.00
47	SUNVIN TRADING & INVESTMENT LLP	1007688	0.56	925000	0.52
48	SUVARNA MARKETING LLP	95000	0.05	95000	0.05
<b>TOTAL</b>		<b>73288732</b>	<b>40.92</b>	<b>44720488</b>	<b>24.97</b>

# FOURWINGS MARKETING LLP

(Formerly known as Fourwings Marketing Pvt. Ltd.)

Regd. Office : 303, Himland House, D-5, Karampura Commercial Complex,  
New Delhi – 110015.

LLPIN : AAM-0628

6<sup>th</sup> January, 2022

Listing Department  
BSE Ltd.  
Phiroze Jeejeebhoy Towers  
Dalal Street  
Mumbai – 400001

Company Code : 506022

Listing Department  
National Stock Exchange of India Ltd  
Exchange Plaza, 5th Floor, Plot No. C/1  
G Block, Bandra-Kurla Complex,  
Bandra (E), Mumbai - 400051

Company Symbol : PRAKASH

Sub : Disclosure under Regulation 31 of Securities and Exchange Board of India  
(Substantial Acquisition of Shares and Takeovers) Regulations, 2011

Dear Sir,

In terms of the provisions of Regulation 31 of the SEBI (Substantial Acquisition of Shares and Takeovers) Regulations, 2011, we being Promoter group of Prakash Industries Limited hereby enclosing the details of pledged shares of Prakash Industries Limited held by us in the prescribed format.

This is for your information and record please.

Thanking you,

Yours faithfully,  
For **Fourwings Marketing LLP**



**Authorised Signatory**

Encl : (2) as above

CC To :

Prakash Industries Ltd.  
15 Km. Stone, Delhi Road,  
Hissar – 125044



**Disclosure by the Promoter(s) to the stock exchanges and to the Target Company for encumbrance of shares / invocation of encumbrance/ release of encumbrance, in terms of Regulation 31(1) and 31(2) of SEBI (Substantial Acquisition of Shares and Takeovers) Regulation, 2011**

Name of the Target Company(IC)		PRAKASH INDUSTRIES LIMITED											
Names of the Stock Exchanges where the shares of the target company are listed		BSE Ltd. & National Stock Exchange of India Ltd.											
Date of reporting		06 January 2022											
Name of the promoter or PAC on whose shares encumbrance has been created/ released/invoked		Four Wings Marketing LLP											
Details of the creation of encumbrance :													
Name of the promoter(s) or PACs with him	Promoter holding in the target company (1)		Promoter holding already encumbered (2)		Details of events pertaining to encumbrance (3)						Post event holding of encumbered shares		
	No. of shares	% of total share capital	No. of shares	% of total share capital	Type event (creation/ release/ invocation)	Date of creation/ invocation/ release of encumbrance	Type of encumbrance (pledge/ lien/ release of non undertaking/ others)	Reasons for encumbrance	No. shares	% of total share capital	Name of the entity in whose favour shares encumbered	No. shares	% of total share capital
Four Wings Marketing LLP	300000	0.17	300000	0.17	Release	03.01.2022	Pledge	Third Party Pledge	-300000	-0.17	Virtue Financial Services Pvt Ltd	0	0.00
Four Wings Marketing LLP	300000	0.17	0	0.00	Creation	03.01.2022	Pledge	Third Party Pledge	300000	0.17	Virtue Financial Services Pvt Ltd	300000	0.17

for Four Wings Marketing LLP

  
 Authorised Signatory

Place : Gurgaon

Date : 06.01.2022

\* The details of encumbrances of residual promoters as on 22.12.2021 enclosed herewith as Annexure 1 is an extract of the data available of the Target Company

**PRAKASH INDUSTRIES LIMITED**  
**Details of encumbrance of residual promoters as on 22.12.2021**

Sr. No.	Name of the Shareholder	Total shares held		Shares pledged or otherwise encumbered	
		No. of shares held	As a % of total share capital	No. of shares held	As a % of total share capital
1	SHRI V.P. AGARWAL	16268907	9.08	0	0.00
2	V.P. AGARWAL (HUF)	2208644	1.23	229389	0.13
3	SMT. MOHINI AGARWAL	1019856	0.57	1019856	0.57
4	SHRI VIKRAM AGARWAL	406500	0.23	406500	0.23
5	SHRI KANHA AGARWAL	18540	0.01	18540	0.01
6	AIRCON TRADEX PVT. LTD.	96000	0.05	96000	0.05
7	AMBROSIA COMMERCE PVT. LTD.	1936500	1.08	1936500	1.08
8	DHRUV COMMERCE PVT. LTD.	300500	0.17	300500	0.17
9	ESSENTIAL ELECTRONICS PVT. LTD.	597300	0.33	597300	0.33
10	EVERSHINE MERCANTILE PVT. LTD.	1621700	0.91	1621700	0.91
11	EXCEL FINCAP PVT. LTD.	102135	0.06	102100	0.06
12	FOCUS SECURITIES & CREDITS PVT. LTD.	1460000	0.82	1460000	0.82
13	FOUR WINGS MARKETING PVT. LTD.	101700	0.06	101700	0.06
14	GMK BUILDERS PVT. LTD.	8164800	4.56	5104650	2.85
15	GOEL CONTAINERS PVT. LTD.	1378682	0.77	1278682	0.71
16	HISSAR TUBES PVT. LTD.	700000	0.39	700000	0.39
17	HI-TECH MERCANTILE (INDIA) PVT. LTD.	2720695	1.52	2720695	1.52
18	NEW ERA COMMERCE & SECURITIES PVT. LTD.	215985	0.12	215900	0.12
19	OCEAN ISPAT PVT. LTD.	300000	0.17	300000	0.17
20	PAREEK OVERSEAS PVT. LTD.	623060	0.35	392618	0.22
21	PRAKASH CAPITAL SERVICES LTD.	1508467	0.84	1508400	0.84
22	PRAKASH INDUSTRIAL FINANCE LTD.	904950	0.51	890950	0.50
23	PREMIER FINCAP PVT. LTD.	767000	0.43	767000	0.43
24	PRIMENET GLOBAL LTD.	2470500	1.38	2470500	1.38
25	PRIME MERCANTILE PVT. LTD.	3701470	2.07	1460200	0.82
26	PROSPERO SECURITIES PVT. LTD.	515800	0.29	515800	0.29
27	ROURKELA STEEL PVT. LTD.	790633	0.44	790633	0.44
28	SAMYAK SECURITIES PVT. LTD.	1500000	0.84	1500000	0.84
29	SHREE LABH LAKSHMI CAPITAL SERVICES PVT. LTD.	2311471	1.29	2256871	1.26
30	STYLE LEASING & FINANCE PVT. LTD.	1114400	0.62	1114400	0.62
31	SUNVIN TRADING & INVESTMENT PVT. LTD.	242312	0.14	242312	0.14
32	TECHDRIVE SOFTWARE LTD	562550	0.31	0	0.00
33	TOOLS INDIA PVT. LTD.	900900	0.50	900900	0.50
34	UNITY MERCANTILE PVT. LTD.	251575	0.14	251500	0.14
35	VANSHI FARMS PVT. LTD.	3157900	1.76	3157900	1.76
36	VISION MERCANTILE PVT. LTD.	1866754	1.04	1866700	1.04
37	WELTER SECURITIES LTD.	5006666	2.80	2576600	1.44
38	CHAIBASA STEEL LLP	250000	0.14	250000	0.14
39	DHRUV COMMERCE LLP	1481000	0.83	574000	0.32
40	ESSENTIAL ELECTRONICS LLP	302100	0.17	302100	0.17
41	EVERSHINE MERCANTILE LLP	300000	0.17	300000	0.17
42	HISSAR TUBES LLP	650012	0.36	650012	0.36
43	PREMIER FINCAP LLP	476480	0.27	476480	0.27
44	ROURKELA STEEL LLP	636500	0.36	0	0.00
45	SHIKHA MERCANTILE LLP	70600	0.04	70600	0.04
46	SPRING MERCANTILE LLP	500	0.00	0	0.00
47	SUNVIN TRADING & INVESTMENT LLP	1007688	0.56	925000	0.52
48	SUVARNA MARKETING LLP	95000	0.05	95000	0.05
<b>TOTAL</b>		<b>73084732</b>	<b>40.81</b>	<b>44516488</b>	<b>24.86</b>

*Ashu*

# HISSAR TUBES LLP

Formerly Hissar Tubes Private Limited

Regd. Office : 3rd Floor, Old Delhi Road Golden Jubilee Plaza Gurugram 122001

LLPIN: AAL-9892

Email Id : gopaltg@gmail.com

6<sup>th</sup> January, 2022

Listing Department  
BSE Ltd.  
Phiroze Jeejeebhoy Towers  
Dalal Street  
Mumbai – 400001

Listing Department  
National Stock Exchange of India Ltd  
Exchange Plaza, 5th Floor, Plot No. C/1  
G Block, Bandra-Kurla Complex,  
Bandra (E), Mumbai - 400051

Company Code : 506022

Company Symbol : PRAKASH

**Sub : Disclosure under Regulation 31 of Securities and Exchange Board of India  
(Substantial Acquisition of Shares and Takeovers) Regulations, 2011**


Dear Sir,

In terms of the provisions of Regulation 31 of the SEBI (Substantial Acquisition of Shares and Takeovers) Regulations, 2011, we being Promoter group of Prakash Industries Limited hereby enclosing the details of pledged shares of Prakash Industries Limited held by us in the prescribed format.

This is for your information and record please.

Thanking you,

Yours faithfully,  
For **Hissar Tubes LLP**



**Authorised Signatory**

Encl : (2) as above

CC To :

Prakash Industries Ltd.  
15 Km. Stone, Delhi Road,  
Hissar – 125044

**Disclosure by the Promoter(s) to the stock exchanges and to the Target Company for encumbrance of shares / invocation of encumbrance/ release of encumbrance, in terms of Regulation 31(1) and 31(2) of SEBI (Substantial Acquisition of Shares and Takeovers) Regulation, 2011**

Name of the Target Company(IC)	PRAKASH INDUSTRIES LIMITED	
Names of the Stock Exchanges where the shares of the target company are listed	BSE Ltd. & National Stock Exchange of India Ltd.	
Date of reporting	06 January 2022	
Name of the promoter or PAC on whose shares encumbrance has been created/ released/invoked	Hissar Tubes LLP	

Name of the promoter(s) or PACs with whom	Promoter holding in the target company (1)		Promoter holding already encumbered (2)		Details of events pertaining to encumbrance (3)							Post event holding of encumbered shares	
	No. of shares	% of total share capital	No. of shares	% of total share capital	Type of event (creation/ release/ invocation)	Date of creation/ invocation/ release of encumbrance	Type of encumbrance (pledge/ lien/ non disposal/ undetaking/ others)	Reasons for encumbrance	No. of shares	% of total share capital	Name of the entity in whose favour shares encumbered	No. of shares	% of total share capital
Hissar Tubes LLP	650012	0.36	650012	0.36	Release	03.01.2022	Pledge	Third Party Pledge	-650012	-0.36	Virtue Financial Services Pvt Ltd	0	0.00
Hissar Tubes LLP	650012	0.36	0	0.00	Creation	03.01.2022	Pledge	Third Party Pledge	650012	0.36	Virtue Financial Services Pvt Ltd	650012	0.36

for Hissar Tubes LLP



Authorised Signatory

Place : Gurgaon  
Date : 06.01.2022

\* The details of encumbrances of residual promoters as on 22.12.2021 enclosed herewith as Annexure 1 is an extract of the data available of the Target Company

**PRAKASH INDUSTRIES LIMITED**  
**Details of encumbrance of residual promoters as on 22.12.2021**

Sr. No.	Name of the Shareholder	Total shares held		Shares pledged or otherwise encumbered	
		No. of shares held	As a % of total share capital	No. of shares held	As a % of total share capital
1	SHRI V.P. AGARWAL	16268907	9.08	0	0.00
2	V.P. AGARWAL (HUF)	2208644	1.23	229389	0.13
3	SMT. MOHINI AGARWAL	1019856	0.57	1019856	0.57
4	SHRI VIKRAM AGARWAL	406500	0.23	406500	0.23
5	SHRI KANHA AGARWAL	18540	0.01	18540	0.01
6	AIRCON TRADEX PVT. LTD.	96000	0.05	96000	0.05
7	AMBROSIA COMMERCE PVT. LTD.	1936500	1.08	1936500	1.08
8	DHRUV COMMERCE PVT. LTD.	300500	0.17	300500	0.17
9	ESSENTIAL ELECTRONICS PVT. LTD.	597300	0.33	597300	0.33
10	EVERSHINE MERCANTILE PVT. LTD.	1621700	0.91	1621700	0.91
11	EXCEL FINCAP PVT. LTD.	102135	0.06	102100	0.06
12	FOCUS SECURITIES & CREDITS PVT. LTD.	1460000	0.82	1460000	0.82
13	FOUR WINGS MARKETING PVT. LTD.	101700	0.06	101700	0.06
14	GMK BUILDERS PVT. LTD.	8164800	4.56	5104650	2.85
15	GOEL CONTAINERS PVT. LTD.	1378682	0.77	1278682	0.71
16	HISSAR TUBES PVT. LTD.	700000	0.39	700000	0.39
17	HI-TECH MERCANTILE (INDIA) PVT. LTD.	2720695	1.52	2720695	1.52
18	NEW ERA COMMERCE & SECURITIES PVT. LTD.	215985	0.12	215900	0.12
19	OCEAN ISPAT PVT. LTD.	300000	0.17	300000	0.17
20	PAREEK OVERSEAS PVT. LTD.	623060	0.35	392618	0.22
21	PRAKASH CAPITAL SERVICES LTD.	1508467	0.84	1508400	0.84
22	PRAKASH INDUSTRIAL FINANCE LTD.	904950	0.51	890950	0.50
23	PREMIER FINCAP PVT. LTD.	767000	0.43	767000	0.43
24	PRIMENET GLOBAL LTD.	2470500	1.38	2470500	1.38
25	PRIME MERCANTILE PVT. LTD.	3701470	2.07	1460200	0.82
26	PROSPERO SECURITIES PVT. LTD.	515800	0.29	515800	0.29
27	ROURKELA STEEL PVT. LTD.	790633	0.44	790633	0.44
28	SAMYAK SECURITIES PVT. LTD.	1500000	0.84	1500000	0.84
29	SHREE LABH LAKSHMI CAPITAL SERVICES PVT. LTD.	2311471	1.29	2256871	1.26
30	STYLE LEASING & FINANCE PVT. LTD.	1114400	0.62	1114400	0.62
31	SUNVIN TRADING & INVESTMENT PVT. LTD.	242312	0.14	242312	0.14
32	TECHDRIVE SOFTWARE LTD	562550	0.31	0	0.00
33	TOOLS INDIA PVT. LTD.	900900	0.50	900900	0.50
34	UNITY MERCANTILE PVT. LTD.	251575	0.14	251500	0.14
35	VANSHI FARMS PVT. LTD.	3157900	1.76	3157900	1.76
36	VISION MERCANTILE PVT. LTD.	1866754	1.04	1866700	1.04
37	WELTER SECURITIES LTD.	5006666	2.80	2576600	1.44
38	CHAIBASA STEEL LLP	250000	0.14	250000	0.14
39	DHRUV COMMERCE LLP	1481000	0.83	574000	0.32
40	ESSENTIAL ELECTRONICS LLP	302100	0.17	302100	0.17
41	EVERSHINE MERCANTILE LLP	300000	0.17	300000	0.17
42	FOUR WINGS MARKETING LLP	300000	0.17	300000	0.17
43	PREMIER FINCAP LLP	476480	0.27	476480	0.27
44	ROURKELA STEEL LLP	636500	0.36	0	0.00
45	SHIKHA MERCANTILE LLP	70600	0.04	70600	0.04
46	SPRING MERCANTILE LLP	500	0.00	0	0.00
47	SUNVIN TRADING & INVESTMENT LLP	1007688	0.56	925000	0.52
48	SUVARNA MARKETING LLP	95000	0.05	95000	0.05
	<b>TOTAL</b>	<b>72734720</b>	<b>40.62</b>	<b>44166476</b>	<b>24.66</b>

*T. Anand*

# Sunvin Trading & Investment LLP

Regd. Office : 303, Himland House, D-5, Karampura Commercial Complex,  
New Delhi, South Delhi – 110015.  
LLPIN: AAL-9893

---

6<sup>th</sup> January, 2022

Listing Department  
BSE Ltd.  
Phiroze Jeejeebhoy Towers  
Dalal Street  
Mumbai – 400001

Listing Department  
National Stock Exchange of India Ltd  
Exchange Plaza, 5th Floor, Plot No. C/1  
G Block, Bandra-Kurla Complex,  
Bandra (E), Mumbai - 400051

Company Code : 506022

Company Symbol : PRAKASH

Sub : **Disclosure under Regulation 31 of Securities and Exchange Board of India  
(Substantial Acquisition of Shares and Takeovers) Regulations, 2011**

Dear Sir,

In terms of the provisions of Regulation 31 of the SEBI (Substantial Acquisition of Shares and Takeovers) Regulations, 2011, we being Promoter group of Prakash Industries Limited hereby enclosing the details of pledged shares of Prakash Industries Limited held by us in the prescribed format.

This is for your information and record please.

Thanking you,

Yours faithfully,  
For **Sunvin Trading & Investment LLP**



**Authorised Signatory**

Encl : (2) as above

CC To :

Prakash Industries Ltd.  
15 Km. Stone, Delhi Road,  
Hissar – 125044

**Disclosure by the Promoter(s) to the stock exchanges and to the Target Company for encumbrance of shares / invocation of encumbrance/ release of encumbrance, in terms of Regulation 31(1) and 31(2) of SEBI (Substantial Acquisition of Shares and Takeovers) Regulation, 2011**

Name of the Target Company(TC)		PRAKASH INDUSTRIES LIMITED											
Names of the Stock Exchanges where the shares of the target company are listed		BSE Ltd. & National Stock Exchange of India Ltd.											
Date of reporting		06 January 2022											
Name of the promoter or PAC on whose shares encumbrance has been created/ released/invoked		Sunvin Trading & Investment LLP											
Details of the creation of encumbrance :													
Name of the promoter(s) or PACs with him		Promoter holding in the target company (1)		Promoter holding already encumbered (2)		Details of events pertaining to encumbrance (3)						Post event holding of encumbered shares	
No. of shares	% of total share capital	No. of shares	% of total share capital	Type of event (creation/ release/ invocation)	Date of creation/ invocation release/ encumbrance	Type of encumbrance (pledge/ lien/ non disposal/ undetaking/ others)	Reasons for encumbrance	No. of shares	% of total share capital	Name of the entity in whose favour shares encumbered	No. of shares	% of total share capital	
1007688	0.56	925000	0.52	Release	04.01.2022	Pledge	Third Party Pledge	-745000	-0.42	Virtue Financial Services Pvt Ltd	180000	0.10	
1007688	0.56	180000	0.10	Creation	04.01.2022	Pledge	Third Party Pledge	745000	0.42	Virtue Financial Services Pvt Ltd	925000	0.52	

for Sunvin Trading & Investment LLP



Authorised Signatory

Place : New Delhi  
Date : 06.01.2022

\* The details of encumbrances of residual promoters as on 22.12.2022 enclosed herewith as Annexure 1 is an extract of the data available of the Target Company

**PRAKASH INDUSTRIES LIMITED**  
**Details of encumbrance of residual promoters as on 31.12.2021**

Sr. No.	Name of the Shareholder	Total shares held		Shares pledged or otherwise encumbered	
		No. of shares held	As a % of total share capital	No. of shares held	As a % of total share capital
1	SHRI V.P. AGARWAL	16268907	9.08	0	0.00
2	V.P. AGARWAL (HUF)	2208644	1.23	229389	0.13
3	SMT. MOHINI AGARWAL	1019856	0.57	1019856	0.57
4	SHRI VIKRAM AGARWAL	406500	0.23	406500	0.23
5	SHRI KANHA AGARWAL	18540	0.01	18540	0.01
6	AIRCON TRADEX PVT. LTD.	96000	0.05	96000	0.05
7	AMBROSIA COMMERCE PVT. LTD.	1936500	1.08	1936500	1.08
8	DHRUV COMMERCE PVT. LTD.	300500	0.17	300500	0.17
9	ESSENTIAL ELECTRONICS PVT. LTD.	597300	0.33	597300	0.33
10	EVERSHINE MERCANTILE PVT. LTD.	1621700	0.91	1621700	0.91
11	EXCEL FINCAP PVT. LTD.	102135	0.06	102100	0.06
12	FOCUS SECURITIES & CREDITS PVT. LTD.	1460000	0.82	1460000	0.82
13	FOUR WINGS MARKETING PVT. LTD.	101700	0.06	101700	0.06
14	GMK BUILDERS PVT. LTD.	8164800	4.56	5104650	2.85
15	GOEL CONTAINERS PVT. LTD.	1378682	0.77	1278682	0.71
16	HISSAR TUBES PVT. LTD.	700000	0.39	700000	0.39
17	HI-TECH MERCANTILE (INDIA) PVT. LTD.	2720695	1.52	2720695	1.52
18	NEW ERA COMMERCE & SECURITIES PVT. LTD.	215985	0.12	215900	0.12
19	OCEAN ISPAT PVT. LTD.	300000	0.17	300000	0.17
20	PAREEK OVERSEAS PVT. LTD.	623060	0.35	392618	0.22
21	PRAKASH CAPITAL SERVICES LTD.	1508467	0.84	1508400	0.84
22	PRAKASH INDUSTRIAL FINANCE LTD.	904950	0.51	890950	0.50
23	PREMIER FINCAP PVT. LTD.	767000	0.43	767000	0.43
24	PRIMENET GLOBAL LTD.	2470500	1.38	2470500	1.38
25	PRIME MERCANTILE PVT. LTD.	3701470	2.07	1460200	0.82
26	PROSPERO SECURITIES PVT. LTD.	515800	0.29	515800	0.29
27	ROURKELA STEEL PVT. LTD.	790633	0.44	790633	0.44
28	SAMYAK SECURITIES PVT. LTD.	1500000	0.84	1500000	0.84
29	SHREE LABH LAKSHMI CAPITAL SERVICES PVT. LTD.	2311471	1.29	2256871	1.26
30	STYLE LEASING & FINANCE PVT. LTD.	1114400	0.62	1114400	0.62
31	SUNVIN TRADING & INVESTMENT PVT. LTD.	242312	0.14	242312	0.14
32	TECHDRIVE SOFTWARE LTD	562550	0.31	0	0.00
33	TOOLS INDIA PVT. LTD.	900900	0.50	900900	0.50
34	UNITY MERCANTILE PVT. LTD.	251575	0.14	251500	0.14
35	VANSHI FARMS PVT. LTD.	3157900	1.76	3157900	1.76
36	VISION MERCANTILE PVT. LTD.	1866754	1.04	1866700	1.04
37	WELTER SECURITIES LTD.	5006666	2.80	2576600	1.44
38	CHAIBASA STEEL LLP	250000	0.14	250000	0.14
39	DHRUV COMMERCE LLP	1481000	0.83	574000	0.32
40	ESSENTIAL ELECTRONICS LLP	302100	0.17	302100	0.17
41	EVERSHINE MERCANTILE LLP	300000	0.17	300000	0.17
42	FOUR WINGS MARKETING LLP	300000	0.17	300000	0.17
43	HISSAR TUBES LLP	650012	0.36	650012	0.36
44	PREMIER FINCAP LLP	476480	0.27	476480	0.27
45	ROURKELA STEEL LLP	636500	0.36	0	0.00
46	SHIKHA MERCANTILE LLP	70600	0.04	70600	0.04
47	SPRING MERCANTILE LLP	500	0.00	0	0.00
48	SUVARNA MARKETING LLP	95000	0.05	95000	0.05
	<b>TOTAL</b>	<b>72377044</b>	<b>40.42</b>	<b>43891488</b>	<b>24.51</b>

*Turbante*



# Style Leasing & Finance Pvt. Ltd.

Regd. Office: 303, Himland House, D-5, Karampura Commercial Complex,  
New Delhi West Delhi DL 110015  
CIN NO. U74899DL1989PTC035878

---

6<sup>th</sup> January, 2022

Listing Department  
BSE Ltd.  
Phiroze Jeejeebhoy Towers  
Dalal Street  
Mumbai – 400001

Listing Department  
National Stock Exchange of India Ltd  
Exchange Plaza, 5th Floor, Plot No. C/1  
G Block, Bandra-Kurla Complex,  
Bandra (E), Mumbai - 400051

Company Code : 506022

Company Symbol : PRAKASH

Sub : **Disclosure under Regulation 31 of Securities and Exchange Board of India  
(Substantial Acquisition of Shares and Takeovers) Regulations, 2011**

Dear Sir,

In terms of the provisions of Regulation 31 of the SEBI (Substantial Acquisition of Shares and Takeovers) Regulations, 2011, we being Promoter group of Prakash Industries Limited hereby enclosing the details of pledged shares of Prakash Industries Limited held by us in the prescribed format.

This is for your information and record please.

Thanking you,

Yours faithfully,  
For **Style Leasing & Finance Private Limited**



**Authorised Signatory**

Encl : (2) as above


CC To :

Prakash Industries Ltd.  
15 Km. Stone, Delhi Road,  
Hissar – 125044

**Disclosure by the Promoter(s) to the stock exchanges and to the Target Company for encumbrance of shares / invocation of encumbrance/ release of encumbrance, in terms of Regulation 31(1) and 31(2) of SEBI (Substantial Acquisition of Shares and Takeovers) Regulation, 2011**

Name of the Target Company(IC)		PRAKASH INDUSTRIES LIMITED											
Names of the Stock Exchanges where the shares of the target company are listed		BSE Ltd. & National Stock Exchange of India Ltd.											
Date of reporting		06 January, 2022											
Name of the promoter or PAC on whose shares encumbrance has been created/ released/invoked		Style Leasing & Finance Pvt. Ltd.											
Details of the creation of encumbrance :													
Name of the promoter(s) or PACs with whom	Promoter holding in the target company (1)		Promoter holding already encumbered (2)		Details of events pertaining to encumbrance (3)						Post event holding of encumbered shares		
	No. of shares	% of total share capital	No. of shares	% of total share capital	Type of event (creation/ release/ invocation)	Date of creation/ invocation/ release of encumbrance	Type of encumbrance (pledge/ lien/ non disposal/ undetaking/ others)	Reasons for encumbrance	No. of shares	% of total share capital	Name of the entity in whose favour shares encumbered	No. of shares	% of total share capital
Style Leasing & Finance Pvt Ltd	1114400	0.62	1114400	0.62	Release	04.01.2022	Pledge	Third Party Pledge	-250000	-0.14	Virtue Financial Services Pvt Ltd	864400	0.48
Style Leasing & Finance Pvt Ltd	1114400	0.62	864400	0.48	Creation	04.01.2022	Pledge	Third Party Pledge	250000	0.14	Virtue Financial Services Pvt Ltd	1114400	0.62

for Style Leasing & Finance Pvt. Ltd.

  
Authorised Signatory

Place : Gurgaon

Date : 06.01.2022

\* The details of encumbrances of residual promoters as on 22.12.2022 enclosed herewith as Annexure 1 is an extract of the data available of the Target Company

**PRAKASH INDUSTRIES LIMITED**  
**Details of encumbrance of residual promoters as on 31.12.2021**

Sr. No.	Name of the Shareholder	Total shares held		Shares pledged or otherwise encumbered	
		No. of shares held	As a % of total share capital	No. of shares held	As a % of total share capital
1	SHRI V.P. AGARWAL	16268907	9.08	0	0.00
2	V.P. AGARWAL (HUF)	2208644	1.23	229389	0.13
3	SMT. MOHINI AGARWAL	1019856	0.57	1019856	0.57
4	SHRI VIKRAM AGARWAL	406500	0.23	406500	0.23
5	SHRI KANHA AGARWAL	18540	0.01	18540	0.01
6	AIRCON TRADEX PVT. LTD.	96000	0.05	96000	0.05
7	AMBROSIA COMMERCE PVT. LTD.	1936500	1.08	1936500	1.08
8	DHRUV COMMERCE PVT. LTD.	300500	0.17	300500	0.17
9	ESSENTIAL ELECTRONICS PVT. LTD.	597300	0.33	597300	0.33
10	EVERSHINE MERCANTILE PVT. LTD.	1621700	0.91	1621700	0.91
11	EXCEL FINCAP PVT. LTD.	102135	0.06	102100	0.06
12	FOCUS SECURITIES & CREDITS PVT. LTD.	1460000	0.82	1460000	0.82
13	FOUR WINGS MARKETING PVT. LTD.	101700	0.06	101700	0.06
14	GMK BUILDERS PVT. LTD.	8164800	4.56	5104650	2.85
15	GOEL CONTAINERS PVT. LTD.	1378682	0.77	1278682	0.71
16	HISSAR TUBES PVT. LTD.	700000	0.39	700000	0.39
17	HI-TECH MERCANTILE (INDIA) PVT. LTD.	2720695	1.52	2720695	1.52
18	NEW ERA COMMERCE & SECURITIES PVT. LTD.	215985	0.12	215900	0.12
19	OCEAN ISPAT PVT. LTD.	300000	0.17	300000	0.17
20	PAREEK OVERSEAS PVT. LTD.	623060	0.35	392618	0.22
21	PRAKASH CAPITAL SERVICES LTD.	1508467	0.84	1508400	0.84
22	PRAKASH INDUSTRIAL FINANCE LTD.	904950	0.51	890950	0.50
23	PREMIER FINCAP PVT. LTD.	767000	0.43	767000	0.43
24	PRIMENET GLOBAL LTD.	2470500	1.38	2470500	1.38
25	PRIME MERCANTILE PVT. LTD.	3701470	2.07	1460200	0.82
26	PROSPERO SECURITIES PVT. LTD.	515800	0.29	515800	0.29
27	ROURKELA STEEL PVT. LTD.	790633	0.44	790633	0.44
28	SAMYAK SECURITIES PVT. LTD.	1500000	0.84	1500000	0.84
29	SHREE LABH LAKSHMI CAPITAL SERVICES PVT. LTD.	2311471	1.29	2256871	1.26
30	SUNVIN TRADING & INVESTMENT PVT. LTD.	242312	0.14	242312	0.14
31	TECHDRIVE SOFTWARE LTD	562550	0.31	0	0.00
32	TOOLS INDIA PVT. LTD.	900900	0.50	900900	0.50
33	UNITY MERCANTILE PVT. LTD.	251575	0.14	251500	0.14
34	VANSHI FARMS PVT. LTD.	3157900	1.76	3157900	1.76
35	VISION MERCANTILE PVT. LTD.	1866754	1.04	1866700	1.04
36	WELTER SECURITIES LTD.	5006666	2.80	2576600	1.44
37	CHAIBASA STEEL LLP	250000	0.14	250000	0.14
38	DHRUV COMMERCE LLP	1481000	0.83	574000	0.32
39	ESSENTIAL ELECTRONICS LLP	302100	0.17	302100	0.17
40	EVERSHINE MERCANTILE LLP	300000	0.17	300000	0.17
41	FOUR WINGS MARKETING LLP	300000	0.17	300000	0.17
42	HISSAR TUBES LLP	650012	0.36	650012	0.36
43	PREMIER FINCAP LLP	476480	0.27	476480	0.27
44	ROURKELA STEEL LLP	636500	0.36	0	0.00
45	SHIKHA MERCANTILE LLP	70600	0.04	70600	0.04
46	SPRING MERCANTILE LLP	500	0.00	0	0.00
47	SUNVIN TRADING & INVESTMENT LLP	1007688	0.56	925000	0.52
48	SUVARNA MARKETING LLP	95000	0.05	95000	0.05
	<b>TOTAL</b>	<b>72270332</b>	<b>40.36</b>	<b>43702088</b>	<b>24.40</b>

*Ashu*

# *Prime Mercantile Private Limited*

Corporate Off. : N, 3rd Floor, Old Delhi Road, Golden Jubilee Plaza, Gurgaon-122001

CIN NO. U74899HR1994PTCO41299

E-mail: gopaltg@gmail.com

---

6<sup>th</sup> January, 2022

Listing Department  
BSE Ltd.  
Phiroze Jeejeebhoy Towers  
Dalal Street  
Mumbai – 400001

Listing Department  
National Stock Exchange of India Ltd  
Exchange Plaza, 5th Floor, Plot No. C/1  
G Block, Bandra-Kurla Complex,  
Bandra (E), Mumbai - 400051

Company Code : 506022

Company Symbol : PRAKASH

Sub : **Disclosure under Regulation 31 of Securities and Exchange Board of India  
(Substantial Acquisition of Shares and Takeovers) Regulations, 2011**

Dear Sir,

In terms of the provisions of Regulation 31 of the SEBI (Substantial Acquisition of Shares and Takeovers) Regulations, 2011, we being Promoter group of Prakash Industries Limited hereby enclosing the details of pledged shares of Prakash Industries Limited held by us in the prescribed format.

This is for your information and record please.

Thanking you,

Yours faithfully,  
For **Prime Mercantile Private Limited**



**Authorised Signatory**

Encl : (2) as above

CC To :

Prakash Industries Ltd.  
15 Km. Stone, Delhi Road,  
Hissar – 125044

**Disclosure by the Promoter(s) to the stock exchanges and to the Target Company for encumbrance of shares / invocation of encumbrance/ release of encumbrance, in terms of Regulation 31(1) and 31(2) of SEBI (Substantial Acquisition of Shares and Takeovers) Regulation, 2011**

Name of the Target Company(IC)		PRAKASH INDUSTRIES LIMITED											
Names of the Stock Exchanges where the shares of the target company are listed		BSE Ltd. & National Stock Exchange of India Ltd.											
Date of reporting		06 January 2022											
Name of the promoter or PAC on whose shares encumbrance has been created/ released/invoked		Prime Mercantile Pvt. Ltd.											
Details of the creation of encumbrance :													
Name of the promoter(s) or PACs with him	Promoter holding in the target company (1)		Promoter holding already encumbered (2)		Details of events pertaining to encumbrance (3)						Post event holding of encumbered shares		
	No. of shares	% of total share capital	No. of shares	% of total share capital	Type of event (creation/ release/ invocation)	Date of creation/ invocation/ release of encumbrance	Type of encumbrance (pledge/ lien/ non disposal/ undetaking/ others)	Reasons for encumbrance	No. of shares	% of total share capital	Name of the entity in whose favour shares encumbered	No. of shares	% of total share capital
Prime Mercantile Pvt. Ltd.	3701470	2.07	1460200	0.82	Release	04.01.2022	Pledge	Third Party Pledge	44800	-0.03	Virtue Financial Services Pvt Ltd	1415400	0.79
Prime Mercantile Pvt. Ltd.	3701470	2.07	1415400	0.79	Creation	04.01.2022	Pledge	Third Party Pledge	44800	0.03	Virtue Financial Services Pvt Ltd	1460200	0.82

for Prime Mercantile Pvt. Ltd.

  
Authorised Signatory

Place : Gurgaon

Date : 06.01.2022

\* The details of encumbrances of residual promoters as on 22.12.2022 enclosed herewith as Annexure 1 is an extract of the data available of the Target Company

**PRAKASH INDUSTRIES LIMITED**  
**Details of encumbrance of residual promoters as on 22.12.2021**

Sr. No.	Name of the Shareholder	Total shares held		Shares pledged or otherwise encumbered	
		No. of shares held	As a % of total share capital	No. of shares held	As a % of total share capital
1	SHRI V.P. AGARWAL	16268907	9.08	0	0.00
2	V.P. AGARWAL (HUF)	2208644	1.23	229389	0.13
3	SMT. MOHINI AGARWAL	1019856	0.57	1019856	0.57
4	SHRI VIKRAM AGARWAL	406500	0.23	406500	0.23
5	SHRI KANHA AGARWAL	18540	0.01	18540	0.01
6	AIRCON TRADEX PVT. LTD.	96000	0.05	96000	0.05
7	AMBROSIA COMMERCE PVT. LTD.	1936500	1.08	1936500	1.08
8	DHRUV COMMERCE PVT. LTD.	300500	0.17	300500	0.17
9	ESSENTIAL ELECTRONICS PVT. LTD.	597300	0.33	597300	0.33
10	EVERSHINE MERCANTILE PVT. LTD.	1621700	0.91	1621700	0.91
11	EXCEL FINCAP PVT. LTD.	102135	0.06	102100	0.06
12	FOCUS SECURITIES & CREDITS PVT. LTD.	1460000	0.82	1460000	0.82
13	FOUR WINGS MARKETING PVT. LTD.	101700	0.06	101700	0.06
14	GMK BUILDERS PVT. LTD.	8164800	4.56	5104650	2.85
15	GOEL CONTAINERS PVT. LTD.	1378682	0.77	1278682	0.71
16	HISSAR TUBES PVT. LTD.	700000	0.39	700000	0.39
17	HI-TECH MERCANTILE (INDIA) PVT. LTD.	2720695	1.52	2720695	1.52
18	NEW ERA COMMERCE & SECURITIES PVT. LTD.	215985	0.12	215900	0.12
19	OCEAN ISPAT PVT. LTD.	300000	0.17	300000	0.17
20	PAREEK OVERSEAS PVT. LTD.	623060	0.35	392618	0.22
21	PRAKASH CAPITAL SERVICES LTD.	1508467	0.84	1508400	0.84
22	PRAKASH INDUSTRIAL FINANCE LTD.	904950	0.51	890950	0.50
23	PREMIER FINCAP PVT. LTD.	767000	0.43	767000	0.43
24	PRIMENET GLOBAL LTD.	2470500	1.38	2470500	1.38
25	PROSPERO SECURITIES PVT. LTD.	515800	0.29	515800	0.29
26	ROURKELA STEEL PVT. LTD.	790633	0.44	790633	0.44
27	SAMYAK SECURITIES PVT. LTD.	1500000	0.84	1500000	0.84
28	SHREE LABH LAKSHMI CAPITAL SERVICES PVT. LTD.	2311471	1.29	2256871	1.26
29	STYLE LEASING & FINANCE PVT. LTD.	1114400	0.62	1114400	0.62
30	SUNVIN TRADING & INVESTMENT PVT. LTD.	242312	0.14	242312	0.14
31	TECHDRIVE SOFTWARE LTD	562550	0.31	0	0.00
32	TOOLS INDIA PVT. LTD.	900900	0.50	900900	0.50
33	UNITY MERCANTILE PVT. LTD.	251575	0.14	251500	0.14
34	VANSHI FARMS PVT. LTD.	3157900	1.76	3157900	1.76
35	VISION MERCANTILE PVT. LTD.	1866754	1.04	1866700	1.04
36	WELTER SECURITIES LTD.	5006666	2.80	2576600	1.44
37	CHAIBASA STEEL LLP	250000	0.14	250000	0.14
38	DHRUV COMMERCE LLP	1481000	0.83	574000	0.32
39	ESSENTIAL ELECTRONICS LLP	302100	0.17	302100	0.17
40	EVERSHINE MERCANTILE LLP	300000	0.17	300000	0.17
41	FOUR WINGS MARKETING LLP	300000	0.17	300000	0.17
42	HISSAR TUBES LLP	650012	0.36	650012	0.36
43	PREMIER FINCAP LLP	476480	0.27	476480	0.27
44	ROURKELA STEEL LLP	636500	0.36	0	0.00
45	SHIKHA MERCANTILE LLP	70600	0.04	70600	0.04
46	SPRING MERCANTILE LLP	500	0.00	0	0.00
47	SUNVIN TRADING & INVESTMENT LLP	1007688	0.56	925000	0.52
48	SUVARNA MARKETING LLP	95000	0.05	95000	0.05
<b>TOTAL</b>		<b>69683262</b>	<b>38.91</b>	<b>43356288</b>	<b>24.21</b>

*Agarwal*