

NAVA BHARAT VENTURES LIMITED

NAVA BHARAT CHAMBERS, RAJ BHAVAN ROAD, HYDERABAD-500082, TELANGANA, INDIA

NBV/SECTL/ 644 / 2018-19
January 2, 2019

Listing Department
National Stock Exchange of India Ltd.
Exchange Plaza, 5th Floor,
Plot No.C/1, G Block,
Bandra Kurla Complex,
Bandra (E), MUMBAI – 400 051
NSE Symbol : 'NBVENTURES'

Listing Department
BSE Ltd.
Phiroze Jeejeebhoy Towers,
Dalal Street,
MUMBAI – 400 001
Scrip Code :
'513023' / 'NBVENTURE'

Dear Sirs,

Sub : Operational data of Sugar Division for the month of December, 2018.
Ref : Regulation 30 of SEBI (LODR) Regulations, 2015.
--oOo--

Please find enclosed the operational data of the Company's Sugar Division for the month of December, 2018, which is being submitted to South Indian Sugar Mills Association (SISMA).

The above figures have not been independently verified or audited. As such, the final figures after audit may vary.

Kindly take the same on record and acknowledge the receipt.

Thanking you,

Yours faithfully,
for Nava Bharat Ventures Ltd.




VSN Raju

Company Secretary
& Vice President



Encl : as above.



NAVA BHARAT VENTURES LIMITED

SUGAR DIVISION, SAMALKOT - 533 440, EAST GODAVARI DIST., A.P.

NAVA BHARAT

OPERATIONAL DATA OF THE COMPANY'S SUGAR DIVISION FOR THE MONTH OF Dec. 2018
Monthly Manufacturing Report No - 2

Season: 2018-2019

Name & Address of Factory :

NAVA BHARAT VENTURES LTD,
SUGAR DIVISION, Samalkot - 533 440.
East Godavari District.

Regd.No. of Factory


3013

Clarification Process Used:

Double Sulphitation

SL.No	PARTICULARS	For the	Since Beginning
		month	of Season
1	CANE CRUSHING:		
	Date & Time of Commencement of Season	19.11.2018 at 6:30pm	
	Date & Time of Closing of Season		
	Duration of Run Days	31.00	43.00
	Total No.of hours in duration of run	744.00	1017.30
	No.of hours actual crushing	682.25	954.40
	Total Cane Milled (Qtls)	1000500.00	1331290.00
2	Juice & Added Water:		
	Average gross mixed juice % Cane	103.60	103.42
	Correction % mixed juice	0.25	0.25
	Average net mixed juice % Cane	103.34	103.16
	Total net mixed juice obtained (Qtls)	1033948.65	1373397.91
	Average added water % Cane	30.47	29.99
3	SUGARS:		
	Total Sugar bagged (no.of 100kg bags)	0.00	0.00
	Total Sugar bagged (no.of 50kg bags)	197680.00	248000.00
	* BISS Sugar Qtls		
	Qty of White sugar bagged (qtls)	98840.00	124000.00
	Qty of sugar in process (a) (qtls) (+)	3982.528	3982.528
	Total Sugar made (qtls)	102822.528	127982.528
	Sugar recovered from previous month process	4605.667	-
	Sugar recovered from previous seasons process	0.00	56.248
	sugar recovered from previous season's - C-SUGAR	0.00	0.00
	sugar recovered from previous season's -Wet &damaged sugar	587.388	587.388
	Total net Sugar made (qtls)	97629.473	127338.892
4	MOLASSES:		
	Total molasses sent out (qtls)	42290.000	50260.000
	Qty of molasses in process (A) (qtls) (+)	3872.033	3872.033
	Total molasses produced (qtls)	46162.033	54132.033
	Molasses recovered from previous month process	5565.810	-
	Molasses recovered from previous season's process	0.000	45.831
	Molasses recovered from previous season's C-SUGAR (qtls)	0.000	0.000
	Molasses recovered from Wet & Damaged sugar (qtls)	10.397	10.397
	Total net molasses produced (qtls)	40585.826	54075.805
5	RECOVERY:		
	Average recovery of sugar % cane	9.76	9.57
	Average production of final molasses % cane	4.06	4.06
6	Bagasse percent cane	26.86	26.57
	Filter cake percent cane	3.58	3.53
	Gross weight of mixed juice (qtls)	1036540.00	1376840.00
	Weight of Dirt mixed juice (qtls)	2591.35	3442.09

* BISS sugar contains more than 90% sucrose.



Telephone : (0884) 2327384, 2327584, Fax : (0884) 2327587
E-mail : nbvlsd@nbv.in Website : www.nbventures.com
Corporate Identity No. : L27101AP1972PLC001549

ISO 9001 ISO14001 OHSAS 18001

S.No.	PARTICULARS	For the	Since Beginning
		month	of Season
7	ANALYSIS		
	CANE		
	Sugar percent	11.41	11.23
	Fibre percent	13.48	13.31
	Primary Juice		
	Sugar percent	13.29	13.31
	Brix percent	16.35	16.37
	Purity	81.28	81.31
	Mixed Juice		
	Sugar percent	10.69	10.54
	Brix percent	13.39	13.21
	Purity	79.85	79.82
	Last Juice		
	Sugar percent	1.11	1.16
	Brix percent	1.53	1.59
	Purity	72.55	72.96
	Clarified Juice		
	Sugar percent	10.86	10.82
	Brix percent	13.43	13.43
	Purity	80.86	80.57
	UnSulphered Syrup		
	Sugar percent	47.03	48.58
	Brix percent	59.08	61.01
	Purity	79.60	79.63
	Sulphered Syrup +A2 Heavy		
	Sugar percent	50.45	51.39
	Brix percent	62.72	63.97
	Purity	80.44	80.33
	Masseccuite		
	A1 Brix percent	92.26	92.27
	Purity	84.76	85.39
	A2 Brix percent	92.85	92.80
	Purity	94.35	94.27
	B Brix percent	95.06	95.15
	Purity	69.51	69.94
	C Brix percent	98.25	98.47
	Purity	50.85	50.93
	Molasses (B)		
	A1 Heavy		
	Brix percent	78.32	78.16
	Purity	70.85	71.10
	A2 Heavy		
	Brix percent	75.66	75.66
	Purity	86.02	86.02
	A Light		
	Brix percent	69.24	69.49
	Purity	92.71	92.04
	B Heavy		
	Brix percent	81.58	81.92
	Purity	48.17	48.62
	C Light		
	Brix percent	74.90	75.72
	Purity	59.36	59.51
	Sugars (Average)		
	Sugar Percent (c)	99.80	99.80
	Moisture percent	0.09	0.09
	Final Molasses		
	Sugar Percent	30.04	30.24
	Brix percent	94.18	94.25
	Purity	31.90	32.09
	Bagasse		
	Sugar Percent	1.35	1.36
	Water Percent	47.97	48.03
	Fibre Percent	50.18	50.11
	Filter Cake		
	Sugar Percent	1.96	2.05
	Boiled Feed Water		
	pH	9.00	9.00
	Boiled Feed Water		
	Temperature Deg C	105.00	105.00
	Clear Juice		
	Temperature Deg C	96.00	96.00

Handwritten signature and official stamp of the Sugar Division, State of Karnataka, India. The stamp is circular and contains the text: 'KARNATAKA SUGAR CORPORATION LIMITED', 'KARNATAKA', 'SUGAR DIVISION, STATE OF KARNATAKA, INDIA'.

8	Qty. of other materials Used 16-17 Season. Scrapings Wet & Damaged sugar C-Sugar	HL Qtls Qtls	0.00 600.00 0.00	75.00 600.00 0.00
---	--	--------------------	------------------------	-------------------------


9 ANALYSIS OF OTHER MATERIALS USED SINCE BEGINING OF THE SEASON

	Wet & Damaged Sug	C-Sugar	Scrapings
Sugar percent:	98.41	0.00	54.375
Brix percent:	99.50	0.00	75.00
Purity S.G. :	98.90	0.00	72.50
Available Sugar - Qtls	587.388	0.000	56.248
Available Molasses - Qtls	10.397	0	45.831

10 STOCK IN PROCESS AS ON: 01-01-2019 @4.00AM

Basis: FM Brix 92.00 Pty 31.58

SL. N	PARTICULARS	HL	BRIX	PURITY	AVAILABLE Sugar - QTLS	MOLASSES QTLS
a)	juice(clear)	1900	13.00	80.00	184.21	82.71
b)	Syrup	1500	60.00	80.00	532.90	239.27
c)	Remelt	0	0.00	0.00	0.00	0.00
d)	Massecuite					
	A	190	92.00	87.00	211.77	54.00
	B	188	94.00	68.00	142.00	135.61
	C	1610	99.00	52.00	735.30	1878.75
e)	Light Molasses					
	A	86	67.00	92.00	67.66	9.74
	C	10	70.00	44.00	1.71	8.39
f)	Heavy Molasses					
	A	107	79.00	70.00	66.75	56.65
	B	173	81.00	48.00	47.75	164.37
g)	Seed & footings	2000	88.00	80.00	1827.285	820.46
h)	C-Bollings	390	94.00	52.00	165.193	422.085
i)	Sugar - unbagged				0.000	
	TOTAL				3982.528	3872.033




11 SUGAR BALANCE

S.No	PARTICULARS	For the month	Since Beginning of the season
1	Sugar in Cane	11.41	11.23
2	Sugar in mixed Juice	11.05	10.87
3	Sugar in Baggase	0.36	0.36
4	Sugar in Filtercake	0.07	0.07
5	Sugar in Molasses	1.22	1.23
6	Sugar in Sugars	9.74	9.55
7	Sugar Undetermined	0.02	0.02
8	Total losses (in bagasse, filter cake molasses & undetermined)	1.67	1.68

We hereby declare that the figures given in this return are complete and true to the best of our knowledge and belief.

Date: 02/01/2019


N.Prabhakar
VICE PRESIDENT



NAVA BHARAT VENTURES LIMITED, SAMALKOT.
Additional information to be appended to R.T. 7(c) for the month of December.-2018

* * * * *

		Hrs.Mts.
1	Time Loss Account:	
	1) Miscellaneous	59:35:00
	2) Cane shortage	0:00
	3) Mechanical troubles	0:00
	4) Electrical troubles/ins	2:00:00
	5) Holidays	0:00:00
	6) Cleaning	0:00:00
	7) Process	0.00
	Percent of hours lost to the available	61:35:00
2	Rate of Crushing for 24 Hrs.:	
	1) Including stoppages Tons	3227.00
	2) Excluding stoppages "	3519.00
	3) Installed/Liscensed capacity	4000.00
3	Efficiency figures:	
	1) Mill extraction	96.82
	2) Reduced Mill extraction	97.08
	3) Added water % fibre	226.04
	4) Added water extracted into mixed juice % added water	61.21
	5) Undiluted juice lost in bagasse % fibre	22.67
	6) Boiling house extraction	88.31
	7) Virtual purity of molasses	31.66
	8) Reduced Boiling House extraction	
	as per Noel Deerr:	91.82
	as per Gundurao	91.62
	9) Overall recovery	85.50
	10) Reduced Overall recovery	
	as per Noel Deerr	89.14
	as per Gundurao	88.95
	11) ERQV - MJ/PJ	97.29
	LMJ/PJ	83.44
4	Masseccuites boiled:	
	A1' Masseccuite % cane	26.13
	A2' Masseccuite % cane	16.73
	'B' Masseccuite % cane	14.35
	'C' Masseccuite % cane	7.18
	Total	64.39
5	Grades of Sugar bagged:	
	I.S.S (Percentage of production)	
	S-30	0.00
	S-31	33.41
	M-31	66.59
	L-30	0.00
	L-31	0.00
	Total	100.00

Date: 02/01/2019


N.Prabhakar
VICE PRESIDENT

