

GOYAL ALUMINIUMS LIMITED

(FORMERLY KNOWN AS ADVITIYA TRADE INDIA LIMITED)

CIN: L74999DL2017PLC314879

Reg. Off: 2814/6 Ground Floor, Chuna Mandi Paharganj New Delhi-110055

E-mail: goyals2729@gmail.com, Website: www.advitiyatrade.co

Tel No.: 011-49536409

31st May, 2022

To,
The Manager,
BSE Limited
PhirozeJeejeebhoy Towers,
Dalal Street, Mumbai-400001

Dear Sir/Madam,

Sub: Clarification in respect of PDF Financials uploaded along with Outcome of board meeting held on 30th May, 2022

Ref: Regulations 30, 33 and other applicable provisions of SEBI (Listing Obligations and Disclosure Requirements) Regulations, 2015.

Pursuant to Regulation 30 and 33 of SEBI (Listing Obligations and Disclosure Requirements) Regulations, 2015, this is to inform you that due to some typographical error in balance sheet for the year ended 31st March, 2022, we are herein submitting the revised balance sheet for your kind reference and record.

We enclose herewith a copy of the said financial results along with the Auditor's Report by the Statutory Auditors of the Company.

The meeting of the Board of Directors commenced at 12:00 P.M. and concluded at 05:00 P.M.

You are requested to take the above on your records and do the needful.

Thanking you,

Yours faithfully,

For & on behalf of
Goyal Aluminiums Limited
(Formerly Known as Advitiya Trade India Limited)

For Goyal Aluminiums Limited



Director

Sandeep Goyal
Managing Director
DIN: 07762515

Goyal Aluminiums Limited (Formally known as Advitiya Trade India Limited)

CIN : L74999DL2017PLC314879

Date of Incorporation : 22nd March-2017

Standalone Balance Sheet as at 31st Mar' 2022

(All amounts are in Indian Rupees; except per share data and unless stated otherwise)

Particulars	Notes	31st Mar' 2022	31st Mar' 2021
Assets			
Non-Current Assets			
(A) Property, Plant And Equipment	2	5,026,403	3,895,834
(B) Financial Assets			
(i) Investment	3	6,000,000	-
(ii) Loan	4	7,428,170	-
(c) Deferred Tax Assets (Net)	5	359,206	273,914
(D) Other Non Current Assets			
Total Non Current Assets (A)		18,813,779	4,169,748
Current Assets			
(A) Inventories	6	24,976,951	67,652,892
(B) Financial Assets			
(C) Trade Receivables	7	294,602,962	179,044,937
(D) Cash And Cash Equivalents	8	3,746,956	985,971
(G) Other Current Assets	9	43,273,729.37	8,976,186.42
Total Current Assets (B)		366,600,598	256,659,986
Total Assets (A+B)		385,414,378	260,829,734
Equity And Liabilities			
Equity			
(a) Equity Share Capital	10	142,732,780	99,120,000
(b) Other Equity	11		
(i) Retained Earnings		10,873,931	19,409,355
(ii) Share Premium		-	24,360,000
Total Equity (A)		153,606,711	142,889,355
LIABILITIES			
Non-current liabilities			
(a) Financial Liabilities			
(i) Borrowing	12	14,113,449	4,463,770
(b) Provisions			
(c) Deferred tax liabilities (Net)			
(d) Other non-current liabilities			
Current liabilities			
(a) Financial Liabilities			
(i) Borrowings	13	2,746,988	1,542,450
(ii) Trade payables	14	170,608,093	110,092,645
(iii) Other financial liabilities (other than those specified in item (c))			
(b) Other current liabilities	15	40,271,096	899,154
(c) Provisions	16	4,068,041	942,360
Total Liability (B)		231,807,667	117,940,378
Total Equity And Liabilities		385,414,378	260,829,734

Significant accounting policies & notes to accounts

The accompanying notes are an integral part of the Financial Statements

As per our report on even date

For Sadana & Co.

Chartered Accountants

Firm Reg. No. 011616

CA Amit Bansal

Partner

M. No. 098966

Place: Delhi

Date: 30-06-22

UDIN- 22098966 ANJ20K8704

for and on behalf of the board of directors of

Goyal Aluminiums Limited

(Formerly Known as Advitiya Trade India Limited)

For Goyal Aluminiums Limited

Mayank Nigam

Company Secretary

M. No: ACS 35514

Sandeep Goyal

Managing Director

DIN: 07762515

Chahat

Director

DIN: 07762521

Goyal Aluminiums Limited

(Formerly known as Advitiya Trade India Limited)

Regd. Office: 281/4/6 Ground Floor, Chuna Mandi, Paharganj, New Delhi 110055

CIN: L74999DL2017PLC314879

Statement of Standalone Audited Financial Results for the Year ended on 31st March, 2022

Particulars	6 months ended (31/03/2022)		6 months ended (30/09/2021)		6 months ended (31/03/2021)		12 Months accounting year ended (31/03/2022) (Audited)		12 Months Previous accounting year ended (31/03/2021) (Audited)	
	(Audited)	(Unaudited)	(Unaudited)	(Audited)	(Audited)	(Audited)	₹	₹	₹	₹
1 (a) Net sales/Income from Operations	575,537,949	248,722,747	248,722,747	286,436,112	824,260,697	551,565,705				
(b) Other Income (Int. on Income Tax Refund, Bank Interest & Rental Income)	100,319	14,314	14,314	-	114,633	-				
Total Income	575,638,268	248,737,061	248,737,061	286,436,112	824,375,330	551,565,705				
2 Expenditure										
a) Purchases of Stock-in-Trade	546,975,846	206,828,225	206,828,225	323,722,874	753,804,071	587,134,220				
b) Changes in Inventories of Finished Goods, Work-in-Progress and Stock-in-trade	16,169,424	26,506,516	26,506,516	(44,584,161)	42,675,940	(46,201,288)				
c) Employee Benefit Expenses	1,935,000	1,658,400	1,658,400	1,226,000	3,593,400	2,780,000				
d) Finance Costs	2,040,582	1,107,065	1,107,065	1,073,758	3,147,668	1,158,941				
e) Depreciation and Amortisation Expense	2,412,545	-	-	662,414	2,412,545	845,922				
e) Administration Expenses	2,893,245	1,220,718	1,220,718	2,380,355	4,113,963	3,523,676				
Total Expenditure	572,426,642	237,320,944	237,320,944	284,481,240	809,747,586	549,241,471				
3 Profit from Operations before Other Income, Finance Cost, exceptional and extraordinary items and tax (1-2)	3,211,627	11,416,117	11,416,117	1,954,872	14,627,744	2,324,234				
4 Exceptional Items	-	-	-	-	-	-				
5 Profit before exceptional and extraordinary items and tax (3+4)	3,211,627	11,416,117	11,416,117	1,954,872	14,627,744	2,324,234				
6 Extraordinary Items	-	-	-	-	-	-				
7 Profit before Tax	3,211,627	11,416,117	11,416,117	1,954,872	14,627,744	2,324,234				
8 Tax Expenses including Deferred Tax Liability/Assets	3,910,389	-	-	932,130	3,910,389	979,880				
a) Current Tax	3,995,681	-	-	932,130	3,995,681	942,360				
b) Deferred Tax	(85,292)	-	-	-	(85,292)	37,520				
c) Income Tax Adjustment	(698,762)	-	-	1,022,742	10,546,771	1,419,394				
9 Profit (Loss) for the period from continuing operations (7-8)	(698,762)	11,416,117	11,416,117	1,022,742	10,546,771	1,419,394				
10 Other Comprehensive Income	-	-	-	-	-	-				
11 Total Comprehensive Income (after tax), (9+10)	(698,762)	11,416,117	11,416,117	1,022,742	10,546,771	1,419,394				
12 Profit (Loss) for the period from discontinuing operations	-	-	-	-	-	-				
13 Tax Expenses of Discontinuing Operations	-	-	-	-	-	-				
14 Profit & Loss for the period	(698,762)	11,416,117	11,416,117	1,022,742	10,546,771	1,419,394				
15 Earning per share (EPS) (Basic & Diluted)	(0.09)	1.15	1.15	0.10	1.06	0.14				

For Goyal Aluminiums Limited



Director

Note:

- 1 The above financial results for the year ended March 31, 2022 have been reviewed by the Audit Committee and thereafter approved by the Board of Directors in its meeting held on May 30, 2022.
- 2 The above Audited Financial Results is subject to Audit Report as furnished by the Statutory Auditors and approved by the Board of Directors of the Company as required under Regulation 33 of SEBI (LODR) Regulations, 2015.
- 3 The Company operates only in one business segment. Hence, no separate information for segment wise disclosure is given.
- 4 Figures of previous period /year have been regrouped / reclassified / recast wherever necessary to make the financial statement comparable.
- 5 The figures of last half year are balancing figure between audited figures in respect of full financial year 2021-22 and half year ended figure on 30-09-2021.

Date: 30/05/2022

Place: Delhi

For Goyal Aluminiums Limited
(formerly known as
Advitya Trade India Limited)



Director Goyal
Managing Director
DIN: 07762515

Goyal Aluminiums Limited (Formally known as Advitiya Trade India Limited)
CIN : L74999DL2017PLC314879

Date of Incorporation : 22nd March-2017

Cash Flow Statement for the year/period ended 31st Mar' 2022

(All amounts are in Indian Rupees; except per share data and unless stated otherwise)


Particulars	31st Mar' 2022	31st Mar' 2021
A Cash flow from operating activities		
Profit/(Loss) before tax	14,627,744	2,324,234
Adjustments to reconcile profit/(loss) before tax to net cash flows		
Depreciation	2,412,545	845,922
Interest Paid	1,776,838	
Less interest income	114,633	
Operating profit before changes in assets and liabilities	18,702,494	3,170,157
Working Capital adjustments:		
Increase/decrease in sundry debtors	(115,558,025)	(8,203,658)
Increase/decrease in long term loans and advances-current	(7,428,170)	9,080,976
Increase in other current assets	(34,297,543)	(7,166,658)
Increase in inventories	42,675,940	(46,201,288)
Increase in other current liabilities	39,371,943	480,374
Increase in sundry creditors-current	60,515,448	30,713,980
Cash (used in) operations	3,982,086	(18,126,118)
Income tax paid (net of refund)	(870,000)	(2,672,308)
Net cash flow (used in) operating activities (A)	3,112,086	(20,798,426)
B Cash flow from investing activities		
Purchases of fixed assets	(3,543,114)	(3,685,844)
Proceeds from sale of fixed assets	-	
Purchase of investment	(6,000,000)	
Interest received	114,633	
Movement of loans and advances	-	
Net cash flow (used in) / invested in investing activities (B)	(9,428,481)	(3,685,844)
C Cash flow from financing activities		
Proceeds from issuance of share capital	-	
Proceeds from loan term borrowings	10,854,217	(315,507)
Interest paid	(1,776,838)	
Net cash flow from financing activities (C)	9,077,380	(315,507)
Net increase in cash and cash equivalents (A+B+C)	2,760,985	(24,799,778)
Cash and cash equivalents at the beginning of the year	985,971	25,785,749
Cash and cash equivalents at the end of the year	3,746,956	985,971

Date: 30/05/2022
Place: Delhi

For Goyal Aluminiums Limited

For Goyal Aluminiums Limited


Director
Sandeep Goyal
(MANAGING DIRECTOR & CFO)
DIN: 07762515


Mayank Nigam
Company Secretary
M. No: ACS 35514

GOYAL ALUMINIUMS LIMITED
(Formerly known as Advitiya Trade India Limited)
CIN: L74999DL2017PLC314879

Reg. Off.: 2814/6 Ground Floor, Chuna Mandi Paharganj New Delhi Central Delhi DL 110055
Email: goyals2729@gmail.com

SEGMENT WISE REVENUE, RESULTS, ASSETS AND LIABILITIES
REPORTING OF SEGMENT WISE REVENUE RESULTS AND CAPITAL EMPLOYED FOR THE HALF YEAR 31.03.2022

(Amount in Rs.)					
Particulars	Standalone				
	6 Months ended	6 Months ended	Preceding 6 months ended	Previous Year ended	Previous Year ended
	31.03.2022	30.09.2021	31.03.2021	31.03.2022	31.03.2021
	Audited	Unaudited	Audited	Audited	Audited
1. Segment Revenue					
(a) Aluminium trading	522,488,915	241,327,628	168,025,310	763,816,544	323,872,217
(b) Fabric trading	-	-	(34,776,866)	-	1,704,949
(c) Hardware Trading	36,665,379	21,365,739	(11,827,178)	58,031,118	53,445,667
(d) Printing Machine Trading	-	-	(1,650,000)	-	-
(e) Other trading	1,631,719	781,316	166,664,845	2,413,035	172,542,872
(f) Unallocated					
Total	560,786,014	263,474,683	286,436,112	824,260,697	551,565,705
Less: Inter Segment Revenue					
Net sales/Income From Operations					
2. Segment Results (Profit)(+)/ Loss (-) before tax and interest from each segment					
(a) Aluminium trading	21,359,008	670,860	4,895,748	22,029,868	4,904,608
(b) Fabric trading	-1,038,242	1,038,242	(678,025)	-	259,584
(c) Hardware Trading	2,657,030	-	225,180	2,657,030	2,018,276
(d) Printing Machine Trading	-40,239	40,239	-	-	-
(e) Other trading	-14,614,590	14,773,305	2,809,769	158,715	3,450,305
(f) Unallocated					
Total	8,322,968	16,522,646	7,252,672	24,845,613	10,632,774
Less: (i) Finance Costs					
(ii) Other Un-allocable Expenditure net off	5,111,340	5,106,529	5,297,800	10,217,869	8,308,539
Total Profit Before Tax	3,211,628	11,416,117	1,954,872	14,627,744	2,324,235
3. Segment Assets*					
4. Segment Liabilities (sundry creditors)#					
*As certain assets of the Company are often deployed/used interchangeably across various segments, it is impractical to allocate these assets segment-wise.					
# Since the company is involved in trading of goods (aluminium, fabric etc) therefore only revenue is shown in different segment.					

For Goyal Aluminiums Limited



Director

GOYAL ALUMINIUMS LIMITED

(FORMERLY KNOWN AS ADVITIYA TRADE INDIA LIMITED)

CIN: L74999DL2017PLC314879

Reg. Off: 2814/6 Ground Floor, Chuna Mandi Paharganj New Delhi-110055

E-mail: goyals2729@gmail.com, Website: www.advityatrade.co

Tel No.: 011-49536409

30th May, 2022

To,
BSE Limited
Phirozejeejeebhoy Towers,
Dalal Street, Mumbai-400001

Dear Sir/Madam,

Sub: Declaration regarding Statutory Audit Report with Un-modified Opinion on Annual Audited Financial Results For the Half year and Financial Year ended 31st March, 2022


Pursuant to Regulation 33 of SEBI (Listing Obligations and Disclosure Requirements) Regulations, 2015 and SEBI Circular No. CIR/CFD/CMD/56/2016 dated 27th May, 2016 we hereby declare that the Statutory Auditors of the Company i.e., M/s. Sadana & Co., have issued the Audit report on Standalone Audited Financial Results of the Company for the half year and financial year ended 31st March, 2022, with unmodified opinion.

You are requested to take the above on your records and do the needful.

Yours faithfully,

For & on behalf of
Goyal Aluminiums Limited
(Formerly Known as Advitiya Trade India Limited)

For Goyal Aluminiums Limited



Sandeep Goyal
Managing Director
DIN: 07762515

Director



Sadana & Co.

106, Vishal Chambers, Sector-18, Noida-201301

www.sadanaca.com

e-mail: sadanaca@gmail.com

Ph.: 0120-4235368

Fax: 0120-4235368



SADANA & CO.
CHARTERED ACCOUNTANTS

Auditor's Report on Half Yearly Financial Results and Annual Financial Results of the Company Pursuant to the Regulation 33 of the SEBI (Listing Obligations and Disclosure Requirements) Regulations, 2015

The Board of Directors,
GOYAL ALUMINIUMS LIMITED
2814/6 Ground Floor, Chuna Mandi,
Paharganj, Delhi - 110055

We have audited the half yearly results of **GOYAL ALUMINIUMS LIMITED** ("the company") for the half year ended **31st March, 2022** and year ended **31st March, 2022** attached herewith, being submitted by the company pursuant to the requirement of Regulation 33 of the SEBI (Listing Obligations and Disclosure Requirements) Regulations, 2015. These half yearly financial results as well as the yearly financial results have been prepared on the basis of the interim financial statements, which are the responsibility of the company's management. Our responsibility is to express an opinion on these financial results based on our audit of such interim financial statements, which have been prepared in accordance with the recognition and measurement principles laid down in Indian Accounting Standard 34 (Ind AS 34) for Interim Financial Reporting, prescribed, under Section 133 of the Companies Act, 2013 read with relevant rules issued thereunder; or by the Institute of Chartered Accountants of India, as applicable and other accounting principles generally accepted in India.

We conducted our audit in accordance with the auditing standards generally accepted in India.


Those standards require that we plan and perform the audit to obtain reasonable assurance about whether the financial results are free of material misstatement(s). An audit includes examining, on a test basis, evidence supporting the amounts disclosed as financial results. An audit also includes assessing the accounting principles used and significant estimates made by management. We believe that our audit provides a reasonable basis for our opinion.



In our opinion and to the best of our information and according to the explanations given to us these half yearly financial results as well as yearly financial results:

- i. Represented in accordance with the requirements of Regulation 33 of the SEBI (Listing Obligations and Disclosure Requirements) Regulations, 2015 in this regard; and
- ii. give a true and fair view of the net profit/ loss and other financial information for the half year ended as well as the year ended 31st March, 2022.

For SADANA & CO
CHARTERED ACCOUNTANTS
FRN: 011616N



CA Amit Bansal

Partner

M. No. 098966

UDIN- 22098966AJXYEX4363

Date: 30/05/2022

Place – Noida