

KET/SEC/SE/2020-21

July 26, 2021

BSE Limited

Floor 25, Phiroze Jeejeebhoy Tower,
Dalal Street,
Mumbai – 400 001

Scrip Code: 524109

National Stock Exchange India Limited

Exchange Plaza, C-1, Block-G,
Bandra Kurla Complex, Bandra (East),
Mumbai-400051.

Stock Code: KABRAEXTRU

Dear Sirs,

Sub: Outcome of Board Meeting of the Company held on July 26, 2021

In terms of the provisions of Regulations 30 and Regulation 33 of the SEBI (Listing Obligations & Disclosure Requirements) Regulations, 2015, we wish to inform you that the Board of Directors of the Company has today at its meeting, inter alia, considered and approved the Unaudited Financial Results (Standalone & Consolidated) for the quarter ended June 30, 2021. A copy of the said Unaudited Financial Results, Limited Review Report and press release are attached.

The meeting of the Board of Directors commenced at 03:30 p.m. and concluded at 06:10 p.m.

Kindly take our above submission on your record.

Thanking you,

Yours faithfully,

For **Kabra Extrusiontechnik Ltd.**


Arya K. Chachad
Company Secretary



Encl: As above

Kabra Extrusiontechnik Limited

Fortune Terraces, B wing, 10th Floor, Link Road, Opp. Citi Mall,
Andheri (West), Mumbai- 400 053. Maharashtra, India.

Phone: +91-22-2673 4822/23/24/25 • Fax: +91-22-2673 5041 • Email : sales@kolsitegroup.com

GSTIN : 27AAACK4289L2Z1

Works 1

Kabra Industrial Estate, Kachigam, Daman-396210. India


Works 2

Survey No. 259/1 to 5 260/1 to 6, 265/3, Coastal Highway, Dunetha, Daman-396210. India.

Tel.: +91-8511152180/8511152152/07227035211 • E-mail : ket@kolsitegroup.com

Works 1 & 2 GSTIN : 25AAACK4289L1Z6 / CIN-L28900MH1982PLC028535

A Collaboration With

battenfeld-cincinnati 

Kabra Extrusiontechnik Ltd.
STANDALONE AND CONSOLIDATED UNAUDITED FINANCIAL RESULTS
FOR THE QUARTER ENDED 30TH JUNE, 2021

(₹ in lakhs)

Sr. No.	Particulars	Standalone				Consolidated			
		Quarter ended		Year Ended		Quarter ended		Year Ended	
		June 30	Mar 31	June 30	Mar 31	June 30	Mar 31	June 30	Mar 31
		2021	2021	2020	2021	2021	2021	2020	2021
		Unaudited	Audited	Unaudited	Audited	Unaudited	Audited	Unaudited	Audited
I	Revenue from operations	5,533.68	10,665.32	3,650.82	27,424.29	5,533.68	10,665.32	3,650.82	27,424.29
II	Other Income	52.14	128.36	47.09	286.76	52.14	128.36	47.09	286.76
III	Total income (I + II)	5,585.82	10,793.68	3,697.91	27,711.06	5,585.82	10,793.68	3,697.91	27,711.06
IV	EXPENSES								
	Cost of material consumed	4,505.07	5,380.35	1,407.89	14,312.78	4,505.07	5,380.35	1,407.89	14,312.78
	Changes in inventories of finished goods & work in progress	(1,109.29)	1,599.28	950.30	3,336.19	(1,109.29)	1,599.28	950.30	3,336.19
	Excise Duty	-	-	-	-	-	-	-	-
	Employee benefit expense	794.42	745.53	561.52	2,743.30	794.42	745.53	561.52	2,743.30
	Finance Cost	49.46	43.28	74.65	270.09	49.46	43.28	74.65	270.09
	Depreciation and amortisation expense	263.63	265.06	240.27	966.91	263.63	265.06	240.27	966.91
	Other Expenses	658.97	1,256.52	455.51	2,956.58	658.97	1,256.52	455.51	2,956.58
	Total expenses (IV)	5,162.26	9,290.03	3,690.15	24,585.85	5,162.26	9,290.03	3,690.15	24,585.85
V	Profit/(Loss) before exceptional items & tax (III - IV)	423.57	1,503.65	7.75	3,125.21	423.57	1,503.65	7.75	3,125.21
VI	Share in Profit/(Loss) of Joint Ventures & Associates (net of tax)	-	-	-	-	(28.23)	39.58	2.98	37.52
VII	Exceptional items	-	-	-	-	-	-	-	-
VIII	Profit/ (Loss) before tax (V + VI - VII)	423.57	1,503.65	7.75	3,125.21	395.33	1,543.24	10.73	3,162.73
IX	Tax expenses								
	Current Tax	104.56	278.40	-	670.00	104.56	278.40	-	670.00
	Income Tax Earlier Year	-	(18.55)	-	(18.55)	-	(18.55)	-	(18.55)
	MAT Credit entitlement	-	(105.95)	(0.53)	(106.48)	-	(105.95)	(0.53)	(106.48)
	Deferred Tax	15.46	84.22	33.13	161.59	15.46	84.22	33.13	161.59
X	Profit/ (Loss) for the period (VIII - IX)	303.55	1,265.53	(24.85)	2,418.65	275.32	1,305.11	(21.87)	2,456.18
XI	Other Comprehensive Income								
	i) Items that will not be reclassified to profit or loss	675.84	(662.48)	1,042.38	2,141.52	675.84	(662.48)	1,042.38	2,141.52
	ii) Income tax relating to items that will not be reclassified to profit or loss	-	-	-	-	-	-	-	-
XII	Total Comprehensive Income for the period (X + XI) (Comprising Profit (Loss) and Other Comprehensive Income for the period)	979.39	603.05	1,017.53	4,560.17	951.16	642.63	1,020.51	4,597.70
XIII	Paid up Equity Share Capital (Face Value of Rs. 5/- each)	1,595.12	1,595.12	1,595.12	1,595.12	1,595.12	1,595.12	1,595.12	1,595.12
XIV	Earning per equity share basic and diluted but not annualized (for continuing operations) ₹ per share	0.95	3.97	(0.08)	7.58	0.86	4.09	(0.07)	7.70

Notes

- The above Results have been reviewed and recommended by the Audit Committee & approved by the Board of Directors at its Meeting held on 26th July 2021.
- Figures for previous periods have been regrouped wherever necessary.
- The figures for the quarter ended March'21 are the balancing figures between audited figures for the year ended March'21 and unaudited published year to date figures up to the period ended Dec.'20

Date: July 26, 2021
Place: Mumbai



For Kabra Extrusiontechnik Ltd.

S. V. kabra
S. V. kabra
Chairman & Managing Director
(DIN: 00015415)

Kabra Extrusiontechnik Ltd.

STANDALONE & CONSOLIDATED SEGMENT INFORMATION FOR THE QUARTER ENDED JUNE 30, 2021

(₹ in Lakhs)

Sr. No.	Particulars	Standalone				Consolidated			
		Quarter ended			Year ended	Quarter ended			Year ended
		June 30, 2021	Mar 31, 2021	June 30, 2020	Mar 31, 2021	June 30, 2021	Mar 31, 2021	June 30, 2020	Mar 31, 2021
		(unaudited)	(audited)	(unaudited)	(audited)	(unaudited)	(audited)	(unaudited)	(audited)
(i)	Segment Revenue								
	Extrusion Machinery Division	5,267.91	10,682.33	3,696.65	27,514.70	5,267.91	10,682.33	3,696.65	27,514.70
	Battery Division	317.91	111.36	1.26	196.36	317.91	111.36	1.26	196.36
	Total Segment Revenue	5,585.82	10,793.68	3,697.91	27,711.06	5,585.82	10,793.68	3,697.91	27,711.06
(ii)	Segment Results								
	Extrusion Machinery Division	603.81	1,718.64	189.38	3,923.46	603.81	1,718.64	189.38	3,923.46
	Battery Division	-130.79	-171.71	-106.97	-528.16	-130.79	-171.71	-106.97	-528.16
	Total Segment Results	473.02	1,546.93	82.41	3,395.30	473.02	1,546.93	82.41	3,395.30
	Unallocated Corporate income net of unallocated expenses	-	-	-	-	-	-	-	-
	Profit / (loss) before interest and taxation	473.02	1,546.93	82.41	3,395.30	473.02	1,546.93	82.41	3,395.30
	Finance Cost	49.46	43.28	74.65	270.09	49.46	43.28	74.65	270.09
	Profit (+)/loss (-) before exceptional items and share of loss	423.57	1,503.65	7.75	3,125.21	423.57	1,503.65	7.75	3,125.21
	Share in profit/(loss) of joint ventures / associates	-	-	-	-	-28.23	39.58	2.98	37.52
	Profit(+)/Loss(-) before exceptional items and tax	423.57	1,503.65	7.75	3,125.21	395.33	1,543.24	10.73	3,162.73
	Exceptional items	-	-	-	-	-	-	-	-
	Profit(+)/ Loss(-) before tax	423.57	1,503.65	7.75	3,125.21	395.33	1,543.24	10.73	3,162.73
	Tax Expenses								
	Current Tax	104.56	278.40	-	670.00	104.56	278.40	-	670.00
	MAT Credit Entitlement	-	-105.95	-0.53	-106.48	-	-105.95	-0.53	-106.48
	Income Tax of earlier year	-	-18.55	-	-18.55	-	-18.55	-	-18.55
	Deffered Tax	15.46	84.22	33.13	161.59	15.46	84.22	33.13	161.59
	Net Profit/ (loss) after tax	303.55	1,265.53	-24.85	2,418.65	275.32	1,305.11	-21.87	2,456.18
	Other Comprehensive Income	675.84	-662.48	1,042.38	2,141.52	675.84	-662.48	1,042.38	2,141.52
	Net Comprehensive Income	979.39	603.05	1,017.53	4,560.17	951.16	642.63	1,020.51	4,597.70
(iii)	Segment Assets								
	Extrusion Machinery Division	22,743.62	22,492.20	23,856.91	22,492.20	22,743.62	22,492.20	23,856.91	22,492.20
	Battery Division	7,924.24	7,558.20	6,606.15	7,558.20	7,924.24	7,558.20	6,606.15	7,558.20
	Total Segment Assets	30,667.86	30,050.40	30,463.06	30,050.40	30,667.86	30,050.40	30,463.06	30,050.40
	Unallocated Corporate Assets	10,305.10	9,891.60	7,938.64	9,891.60	10,248.52	9,863.24	7,875.74	9,863.24
	Total Assets	40,972.97	39,942.00	38,401.70	39,942.00	40,916.38	39,913.64	38,338.80	39,913.64
(iv)	Segment Liabilities								
	Extrusion Machinery Division	10,381.82	10,025.55	9,444.15	10,025.55	10,381.82	10,025.55	9,444.15	10,025.55
	Battery Division	1,336.89	1,727.69	2,907.80	1,727.69	1,336.89	1,727.69	2,907.80	1,727.69
	Total Segment Liabilities	11,718.71	11,753.24	12,351.96	11,753.24	11,718.71	11,753.24	12,351.96	11,753.24
	Unallocated Corporate Liabilities	29,254.26	28,188.76	26,049.74	28,188.76	29,197.67	28,160.41	25,986.84	28,160.41
	Total Liabilities	40,972.97	39,942.00	38,401.70	39,942.00	40,916.38	39,913.64	38,338.80	39,913.64
(v)	Capital Employed								
	Extrusion Machinery Division	12,361.80	12,466.65	14,412.76	12,466.65	12,361.80	12,466.65	14,412.76	12,466.65
	Battery Division	6,587.36	5,830.51	3,698.35	5,830.51	6,587.36	5,830.51	3,698.35	5,830.51
	Unallocated	-18,949.15	-18,297.16	-18,111.11	-18,297.16	-18,949.15	-18,297.16	-18,111.11	-18,297.16

Notes :

- 1 Company operates in two business segments i) Extrusion Machinery ii) Battery.
- 2 Previous year figures have been regrouped wherever necessary.





A.G. OGALE & CO.

Chartered Accountants



LIMITED REVIEW REPORT

Independent Auditor's Review Report to the Board of Directors of Kabra Extrusiontechnik Ltd. on the Standalone Unaudited Financial Results.

We have reviewed the accompanying statement of unaudited financial results of M/s. Kabra Extrusiontechnik Limited for the quarter ended 30th June 2021 and year to date for the period from 01st April 2021 to 30th June 2021 ("the Statement") being submitted by Company pursuant to the requirement of Regulation 33 of the SEBI (Listing Obligations and Disclosure Requirements) Regulations, 2015, read with Circular No. CIR/CFD/CMD1/ 80 /2019.

The preparation of the statement in accordance with the recognition and measurement principles laid down in Indian Accounting Standards 34 -"Interim Financial Reporting" (Ind AS 34) prescribed under Section 133 of the Companies Act, 2013 read with Companies (Indian Accounting Standards) Rules, 2013, is the responsibility of the Company's Management and has been approved by the Board of Directors. Our responsibility is to issue a report on these statements based on our review.


We conducted our review in accordance with the Standard on Review Engagement (SRE) 2410, "Review of Interim Financial Information Performed by Independent Auditor of the Entity", issued by the Institute of Chartered Accountants of India. This Standard requires that we plan and perform the review to obtain moderate assurance as to whether the financial statements are free of material misstatement. A review is limited primarily to inquiries of company personnel and analytical procedures applied to financial data and thus provides less assurance than an audit. We have not performed an audit and accordingly, we do not express an audit opinion.

Based on our review conducted as above, nothing has come to our attention that causes us to believe that the accompanying statement has not been prepared in all material respect in accordance with applicable Accounting Standards i.e. Ind AS prescribed u/s 133 of the Companies Act, 2013 read with relevant rules issued there under and other recognized

accounting practices and policies generally accepted in India, and has not disclosed the information required to be disclosed in terms of Regulation 33 of the SEBI (Listing Obligations and Disclosure Requirements) Regulations, 2015, as modified by Circular No. CIR/CFD/CMD1/ 80 /2019 dated July 19, 2019, including the manner in which it is to be disclosed, or that it contains any material misstatement.

For M/s. A. G. OGALE & CO.

Chartered Accountants



CA. Pramod Gugale

(Partner)

Membership No. : 113775

UDIN : 21113775AAAAID3738

Mumbai,

July 26, 2021



Ganesh Prasad, 365/38, Ekbote Colony, Shankarsheth Road, Pune 411 042.

Contact : 94 220 320 49 Mail : pramodgugale@gmail.com



A.G. OGALE & CO.

Chartered Accountants



LIMITED REVIEW REPORT

Independent Auditor's Review Report to the Board of Directors of Kabra Extrusiontechnik Ltd. on the Consolidated Unaudited Financial Results.

1. We have reviewed the accompanying statement of Consolidated Unaudited Financial results of M/s. Kabra Extrusiontechnik Limited ("Parent Company") and its share of the net profit/(loss) after tax and total comprehensive income/loss of its associates and joint ventures for the quarter ended 30th June 2021 and year to date for the period from 01st April 2021 to 30th June 2021 ("the Statement") being submitted by Parent pursuant to the requirement of Regulation 33 of the SEBI (Listing Obligations and Disclosure Requirements) Regulations, 2015, read with Circular No. CIR/CFD/CMD1/ 80 /2019. Attention is drawn to the fact that the Consolidated figures for the corresponding quarter 30th June 2021 as reported in these financial results have been approved by the Group's Board of Directors, but have not been subjected to review.

2. The preparation of the statement in accordance with the recognition and measurement principles laid down in Indian Accounting Standards 34 - "Interim Financial Reporting" (Ind AS 34) prescribed under Section 133 of the Companies Act, 2013 read with Companies (Indian Accounting Standards) Rules, 2013, is the responsibility of the Group's Management and has been approved by the Parent's Board of Directors. Our responsibility is to issue a report on these statements based on our review.

3. We conducted our review in accordance with the Standard on Review Engagement (SRE) 2410, "Review of Interim Financial Information Performed by Independent Auditor of the Entity", issued by the Institute of Chartered Accountants of India. This Standard requires that we plan and perform the review to obtain moderate assurance as to whether the financial statements are free of material misstatement. A review is limited primarily to inquiries of company personnel and analytical procedures applied to financial data and thus provides less assurance than an audit. We have not performed an audit and accordingly, we do not express an audit opinion.

We also performed procedures in accordance with the circular issued by the SEBI under Regulation 33 (8) of the SEBI (Listing Obligations and Disclosure Requirements) Regulations, 2015, as amended, to the extent applicable.

4. The Statement includes the share of the following entities :

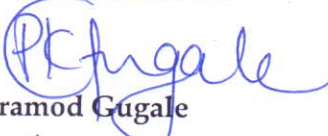
Jointly controlled Entities :

- a. Kabra Mecanor Belling Technik Private Limited.
- b. Penta Auto Feeding India Limited.

5. Based on our review conducted as above, nothing has come to our attention that causes us to believe that the accompanying statement has not been prepared in all material respect in accordance with applicable Accounting Standards i.e. Ind AS prescribed u/s 133 of the Companies Act, 2013 read with relevant rules issued there under and other recognized accounting practices and policies generally accepted in India, and has not disclosed the information required to be disclosed in terms of Regulation 33 of the SEBI (Listing Obligations and Disclosure Requirements) Regulations, 2015, as modified by Circular No. CIR/CFD/CMD1/ 80 /2019 dated July 19, 2019, including the manner in which it is to be disclosed, or that it contains any material misstatement.

6. The consolidated unaudited financial results includes the Group's share of net loss of Rs.55.64 lakhs for the quarter ended 30th June 2021 as considered in the consolidated unaudited financial results, in respect of Joint Ventures whose interim Financial statements have been certified by the Management, as these are not material for the group as per Regulation 33(3)(h) of the SEBI (Listing Obligations and Disclosure Requirements) Regulations, 2015. Our Conclusion on the statement, in so far as it relates to the amounts and disclosures included in respect of these joint ventures, is based solely on the statements provided by the Management. Our conclusion on the statement is not modified in respect of the above matters.

For M/s. A. G. OGALE & CO.
Chartered Accountants


CA. Pramod Gugale
(Partner)

Membership No. : 113775



UDIN : 21113775AAAAIE8790

Mumbai,
July 26, 2021

Press Release

26th July'21

Key Highlights for Quarter ended June'21

- ❖ Revenue has increased by **52%** QoQ basis.
- ❖ EBIDTA Margin has improved to **13.2%** from 8.7% on QoQ basis.
- ❖ Operating margin has increased by **148%** QoQ basis.
- ❖ PBT has increased to ₹ **4.24** Crs from ₹ 0.08 Crs for QoQ basis.
- ❖ Battery division has clocked revenue of ₹ **3.17** Crs for the quarter ended June'21 which is up by **185%** over quarter ended Mar'21 and up by **62%** over sales for last full financial year.

Update on Battery Segment

Company's newly added vertical "Lithium-ion Battery" has commenced its operation in Mar'20 and started generating revenue. 2-Wheeler & 3-Wheeler electric vehicle segment looks highly potential in coming time due to its cost benefit aspects, various government incentive to industry & end user, better environment prospect etc. Company is actively engaged with many start-up & established players of EV industry and talks are at various level of stages in term of design, third party agencies approval, cost etc. Company firmly believe its EV segment is going to contribute significantly going forward.

For more details, pls visit;

www.kolsite.com / www.battrixx.com

Safe Harbor

This statement contains certain forward looking statements concerning the Company's future business prospects and business profitability, which are subject to a number of risks and uncertainties and the actual results could materially differ from those in such forward looking statements. The risks and uncertainties relating to these statements include, but are not limited to, risks and uncertainties regarding fluctuations in earnings, our ability to manage growth, competition (both domestic and international), economic growth in India and abroad, government policies and actions regulations, interest and other fiscal costs generally prevailing in the economy, pandemic or any event/disruptions beyond the Company's control. The Company does not undertake to make any announcement in case any of these forward looking statements become materially incorrect in future or update any forward looking statements made from time to time by or on behalf of the Company.

This statement have been prepared solely for information purposes and do not constitute any offer, recommendation or invitation to purchase or subscribe for any securities, and shall not form the basis or be relied on in connection with any contract or binding commitment whatsoever.