



यूनियन बैंक
ऑफ इंडिया
भारत सरकार का उपक्रम

 **Union Bank**
of India
A Government of India Undertaking



संदर्भ Ref.:नि.से.वि.ISD/182/2023-24

दिनांक Date : July 31, 2023

BSE Ltd. BSE Listing Centre Scrip Code 532 477	National Stock Exchange of India Ltd. NEAPS Scrip Symbol-UNIONBANK-EQ Security - UBI-AT/BB
--	---

महोदया Madam/महोदय Sir,

Subject: Disclosures pertaining to Non-deal Roadshows / Analyst / Institutional Investor Meet- Analyst Presentation

We refer to our letter no. ISD/174/2023-24 dated July 27, 2023, wherein we informed that the Bank will be participating in Non-deal Roadshows and meeting prospective investors from August 1, 2023 onwards.

In this regard, the investor/analyst presentation is enclosed herewith.

The same is also being made available on our Bank's website - <https://www.unionbankofindia.co.in>

भवदीय Yours faithfully,

(सीएस एस. के. दाश CS S. K. Dash)
कंपनी सचिव Company Secretary
एफ़सीएस FCS - 4085

संलग्न Encl.: यथोक्त As above



Union Shishu Mudra STP



यूनियन बैंक ऑफ इंडिया Union Bank of India
Good people to bank with



Digital KCC

Corporate Presentation

July 2023



Union Nari Shakti STP



Union Green Miles



Union Education Premier Abroad Loan



Union Muskaan



Vyom App



यूनियन बैंक
ऑफ इंडिया
भारत सरकार का उपक्रम

Union Bank
of India
A Government of India Undertaking



Disclaimer

This presentation has been prepared for general information purposes in respect of Union Bank of India (“Bank”) together with its subsidiary and associate, as applicable (together, with the Bank, the “Group”) only, without regard to any specific objectives, suitability, financial situations and needs of any particular person and does not constitute any recommendation or form part of any offer or invitation, directly or indirectly, in any manner, or inducement to sell or issue, or any solicitation of any offer to purchase or subscribe for, any securities of the Bank in any jurisdiction, nor shall it or any part of it or the fact of its distribution form the basis of, or be relied on in connection with, any contract or commitment therefor. This presentation does not solicit any action based on the material contained herein. Nothing in this presentation is intended by the Group to be construed as legal, accounting or tax advice.

This presentation has not been approved and will not or may not be reviewed or approved by any statutory or regulatory authority in India or by any stock exchange in India.

This presentation contains certain forward-looking statements relating to the business, financial performance, strategy and results of the Group and/or the industry in which it operates. Forward-looking statements are statements concerning future circumstances and results, and any other statements that are not historical facts, sometimes identified by the words including, without limitation “believes”, “expects”, “predicts”, “intends”, “projects”, “plans”, “estimates”, “aims”, “foresees”, “anticipates”, “targets”, and similar expressions. The forward-looking statements, including those cited from third party sources, contained in this presentation are based on numerous assumptions and are uncertain and subject to risks. A multitude of factors including, but not limited to, changes in demand, competition and technology, can cause actual events, performance or results to differ significantly from any anticipated development. Neither the Group nor its affiliates or advisors or representatives nor any of its or their parent or subsidiary undertakings or any such person's officers or employees guarantees that the assumptions underlying such forward-looking statements are free from errors nor does either accept any responsibility for the future accuracy of the forward-looking statements contained in this presentation or the actual occurrence of the forecasted developments. Forward-looking statements speak only as of the date of this presentation and are not guarantees of future performance. As a result, the Group expressly disclaims any obligation or undertaking to release any update or revisions to any forward-looking statements in this presentation as a result of any change in expectations or any change in events, conditions, assumptions or circumstances on which these forward-looking statements are based. Given these uncertainties and other factors, viewers of this presentation are cautioned not to place undue reliance on these forward-looking statements. Certain numbers in these presentations and materials have been subject to routine rounding off and accordingly figures shown as total in tables and diagrams may not be an arithmetic aggregation of the figures that precede them.

The information contained in these presentations and materials are only current as of the dates specified herein and have not been independently verified. None of the Group, its directors, promoter or affiliates, nor any of its or their respective employees, advisers or representatives or any other person accepts any responsibility or liability whatsoever, whether arising in tort, contract or otherwise, for any errors, omissions or inaccuracies in such information or opinions or for any loss, cost or damage suffered or incurred howsoever arising, directly or indirectly, from any use of this presentation or its contents or otherwise in connection with this presentation, and makes no representation or warranty, express or implied, for the contents of this presentation including its accuracy, fairness, completeness or verification or for any other statement made or purported to be made by any of them, or on behalf of them, and nothing in this presentation or at this presentation shall be relied upon as a promise or representation in this respect, whether as to the past or the future. Past performance is not a guide for future performance. The information contained in this presentation is current, and if not stated otherwise, made as of the date of this presentation. The Group undertakes no obligation to update or revise any information in this presentation as a result of new information, future events or otherwise. Any person/ party intending to provide finance/ invest in the shares/ businesses of the Group shall do so after seeking their own professional advice and after carrying out their own due diligence procedure to ensure that they are making an informed decision.

This presentation includes certain industry data and projections that have been obtained from industry publications and surveys. Industry publications and surveys and forecasts generally state that the information contained therein has been obtained from sources believed to be reliable, but there is no assurance that the information is accurate or complete. Neither the Bank nor any of its advisors or representatives have independently verified any of the data from third-party sources or ascertained the underlying economic assumptions relied upon therein. All industry data and projections contained in this presentation are based on data obtained from the sources cited and involve significant elements of subjective judgment and analysis, which may or may not be correct. For the reasons mentioned above, you should not rely in any way on any of the projections contained in this presentation for any purpose.

This presentation is not a prospectus, a statement in lieu of a prospectus, an offering circular, an advertisement or an offer document under the Companies Act, 2013, as amended, the Securities and Exchange Board of India (Issue of Capital and Disclosure Requirements) Regulations, 2018, as amended, or any other applicable law in India.

This presentation is strictly confidential and may not be copied or disseminated, reproduced, re-circulated, re-distributed, published or advertised in any media, website or otherwise, in whole or in part, and in any manner or for any purpose. Any unauthorized use, disclosure or public dissemination of information contained herein is prohibited. No person is authorized to give any information or to make any representation not contained in or inconsistent with this presentation and if given or made, such information or representation must not be relied upon as having been authorized by any person. Failure to comply with this restriction may constitute a violation of the applicable securities laws. Neither this document nor any part or copy of it may be distributed, directly or indirectly, in the United States. The distribution of this document in certain jurisdictions may be restricted by law and persons into whose possession this presentation comes should inform themselves about and observe any such restrictions. Accordingly, any persons in possession of this document should inform themselves about and observe any such restrictions. By reviewing this presentation, you agree to be bound by the foregoing limitations. You further represent and agree that you are located outside the United States and you are permitted under the laws of your jurisdiction to receive this presentation. You may not repackage or sell the presentation. Information contained in a presentation hosted or promoted by the Group is provided “as is” without warranty of any kind, either expressed or implied, including any warranty of fitness for a particular purpose.

This presentation is not an offer to sell or a solicitation of any offer to buy the securities of the Bank in the United States or in any other jurisdiction where such offer or sale would be unlawful. Securities may not be offered, sold, resold, pledged, delivered, distributed or transferred in to or within the United States absent registration under the United States Securities Act of 1933, as amended (the “Securities Act”), except pursuant to an exemption from, or in a transaction not subject to, the registration requirements of the Securities Act and in compliance with any applicable securities laws of any state or other jurisdiction of the United States. Any public offering of securities to be made in the United States will be made by means of a prospectus that may be obtained from the issuer and that will contain detailed information about the issuer and management, as well as financial statements. The Bank's securities have not been and will not be registered under the Securities Act and will not be offered to the public in the United States.

The distribution of these materials in certain jurisdictions may be restricted by law and persons into whose possession these materials come should inform themselves about and observe any such restrictions.

By accessing this presentation, you accept this disclaimer and any claims arising out of or in connection with this presentation shall be governed by the laws of India and only the courts in the concerned state in India and no other courts shall have jurisdiction over the same.



Agenda

- 1 Union Bank of India Overview
- 2 Key Investment Highlights
- 3 Key Growth Strategies
- 4 Other Information
- 5 Annexures



यूनियन बैंक
ऑफ इंडिया
भारत सरकार का उपक्रम



Union Bank
of India
A Government of India Undertaking



Union Bank of India – An Overview

Union Bank – India’s 5th largest Public Sector Bank¹

An Overview

- Rich legacy of serving the nation since incorporation in 1919
- As of 31st March, 2023, Union Bank is the **5th largest¹** Public Sector Bank in India²
- **9.49%² Share** among PSBs in banking business
- Wide distribution network comprising **8,561 branches with international branches in Dubai, Sydney & Hong Kong, 10,195 ATMS, 17,000+ BCs**
- Building a digital bank – 20+ digital journeys started
- Introduced Pre-approved personal loans (PAPL), Shishu MUDRA STP, KCC STP up to 1.60 Lakh (end-to-end digital sanction), Vyom (Mobile app for all banking needs), MSME Loan sanction and disbursement up to ₹0.25 Cr, MSME In Principal sanction up to ₹5 Cr
- Building digital HR platform to empower human capital and drive business & strategic ambitions
- Domestic operations contribute ~97% of total gross advances as of 30th June, 2023
- The Government of India has a stake of 83.49% in the Bank (as of 30th June, 2023)
- Credit Rating:

Agency	AT1 Bonds	Tier 2 Bonds
CARE, CRISIL	AA/Positive	AA+/Positive
India Ratings, Brickwork	AA/Stable	AA+/Stable
ICRA	--	AA+/Stable

1- In terms of total business (aggregate of deposits and advances); 2 - Based on analysis from data compiled from other public sector banks quarterly results and analyst presentations as of Mar-23

3 – Annualised; Figures in bracket represent YoY growth rate

Union Bank statistics (As of 30th Jun 2023)

Gross Advances:
INR 8.18 lakh Cr
↑ [12.33%]

Deposits:
INR 11.28 lakh Cr
↑ [13.63%]

NII:
INR 8,840 Cr
↑ [16.59%]

Net Interest Margin
3.13%

Operating Profit:
INR 7,179 Cr
↑ [31.79%]

PAT:
INR 3,236 Cr
↑ [107.67%]

CASA:
34.60%

GNPA | NNPA:
7.34% | 1.58%

PCR:
90.86%

Fresh Slippages:
INR 2,305 Cr
↓ [-26.10%]

Credit Cost:
0.97%

Cost to Income:
43.66%

Book Value per share:
INR 99.84
↑ [26.11%]

ROA³ | ROE³:
1.00% | 18.97%

CET1 | CRAR:
12.34% | 15.95 %



यूनियन बैंक
ऑफ इंडिया
भारत सरकार का उपक्रम




Union Bank
of India
A Government of India Undertaking



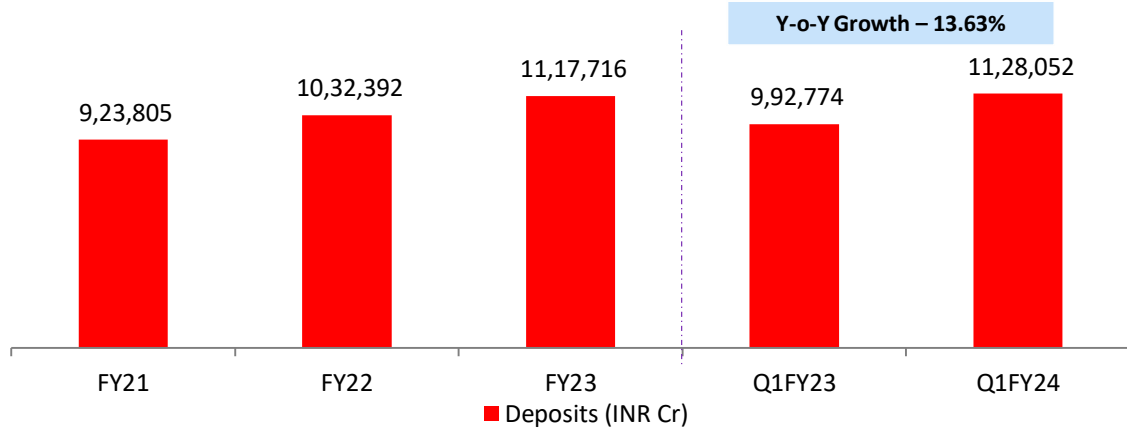
Union Bank of India – Key Investment Highlights

Strong & Trusted Brand with Large Customer Base & Reach post - Amalgamation

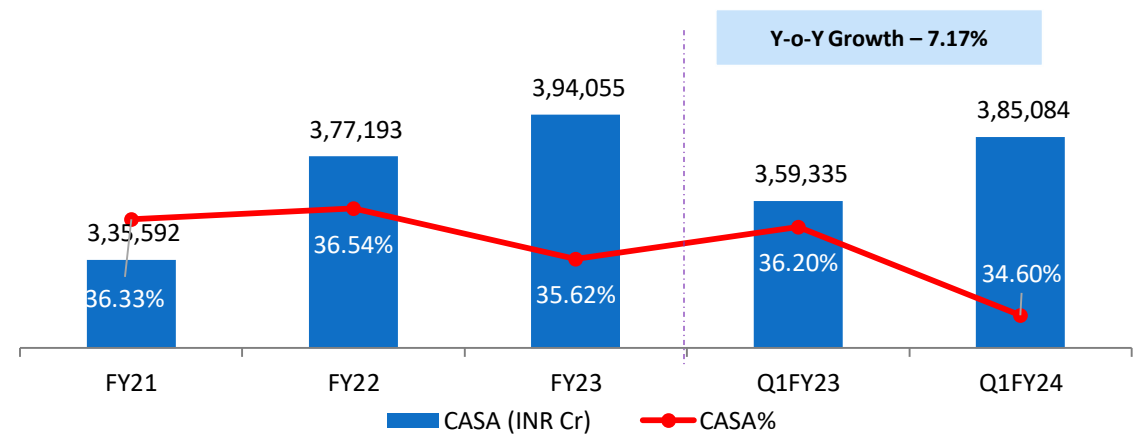
- 
- 1 Significant low-cost deposit base resulting in strong funding profile
 - 2 Diversified asset portfolio with a strong presence in the relatively stable and granular RAM sectors
 - 3 Steadily improving NIMs and cost to income ratios resulting in improved profitability
 - 4 Pan-India network and international presence
 - 5 Investment in technology supporting a comprehensive “Digital Experience”
 - 6 Focus on ESG initiatives
 - 7 Experienced management team

Strengthening liability franchise with consistent growth in CASA driving down cost of deposits

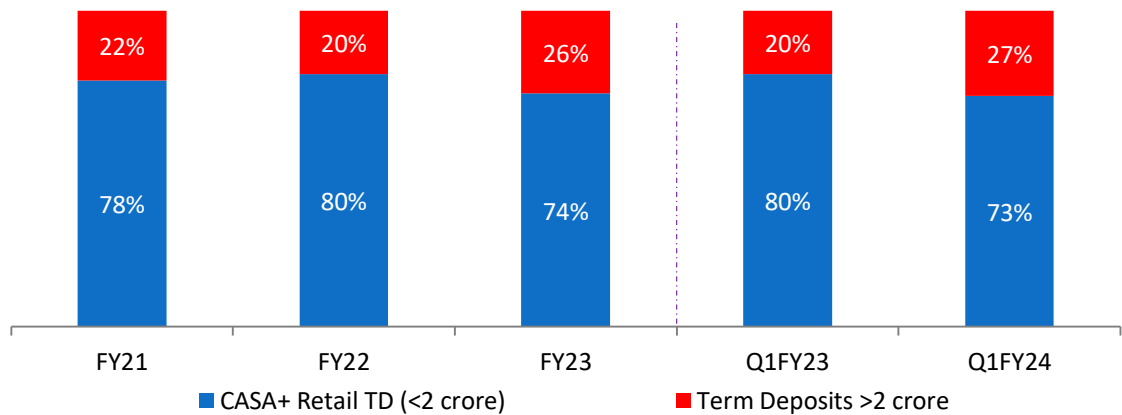
Strong Deposit Base (INR Cr)



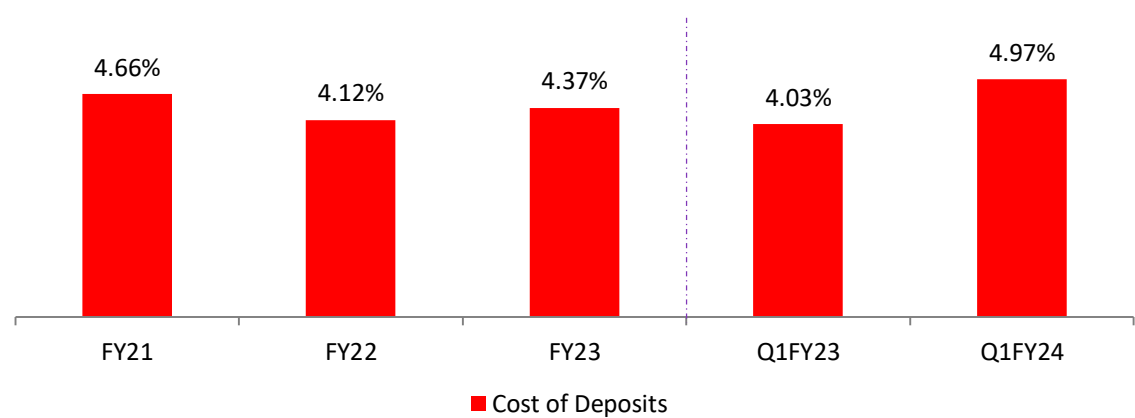
CASA Deposits (INR Cr)



CASA + Retail TD

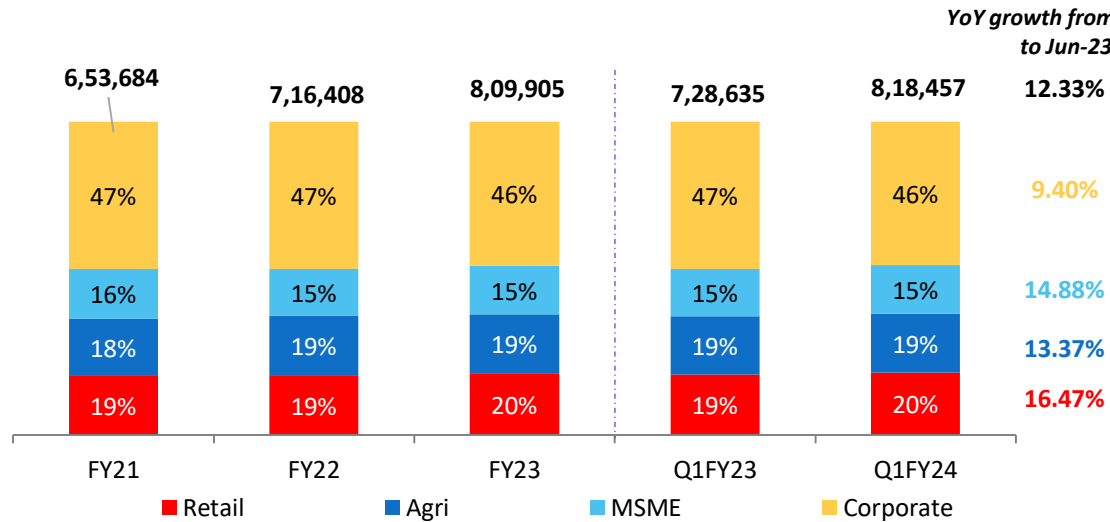


Cost of Deposits



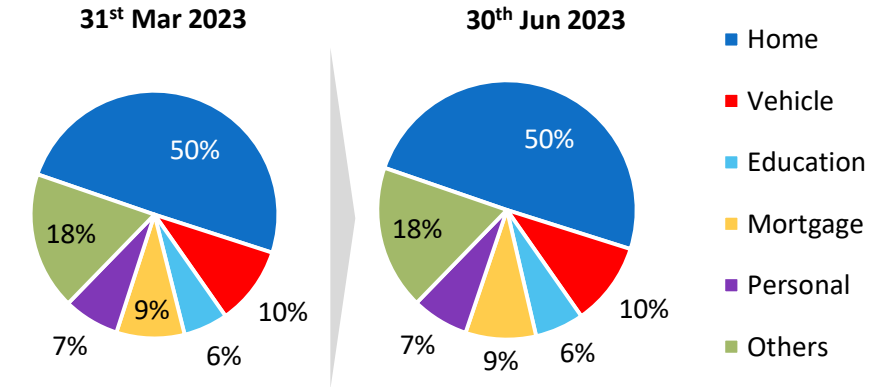
Consistently growing, well diversified, granular loan book

Stable and diversified asset mix with more than half in RAM assets



- 3rd largest¹ lender in the MSME and Agriculture sector
- 4th largest¹ in the retail sector among the PSBs
- Increasing focus on gold loan (INR 55,413 Cr)² with 52.93% YoY growth

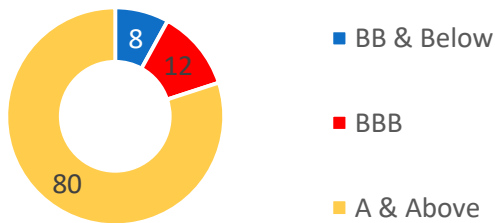
Granular Retail Franchise



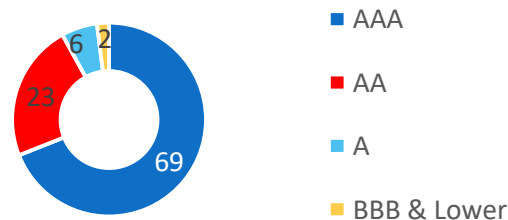
Exclusive centralised processing centres for RAM Sector

Rating Profile (%)³

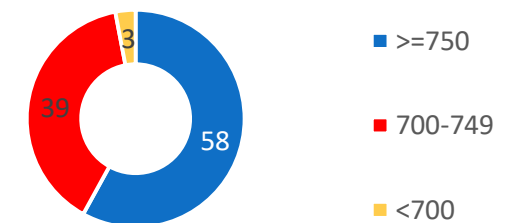
Corporate Loans > 25 Cr



NBFC

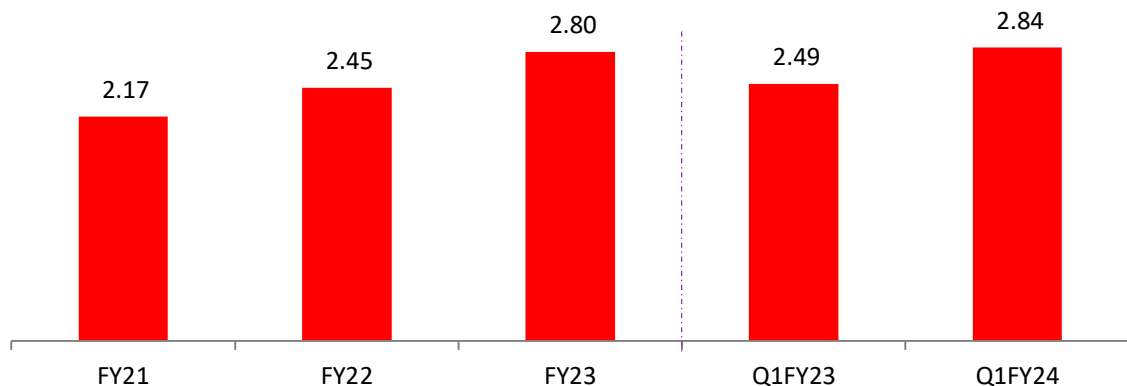


Retail



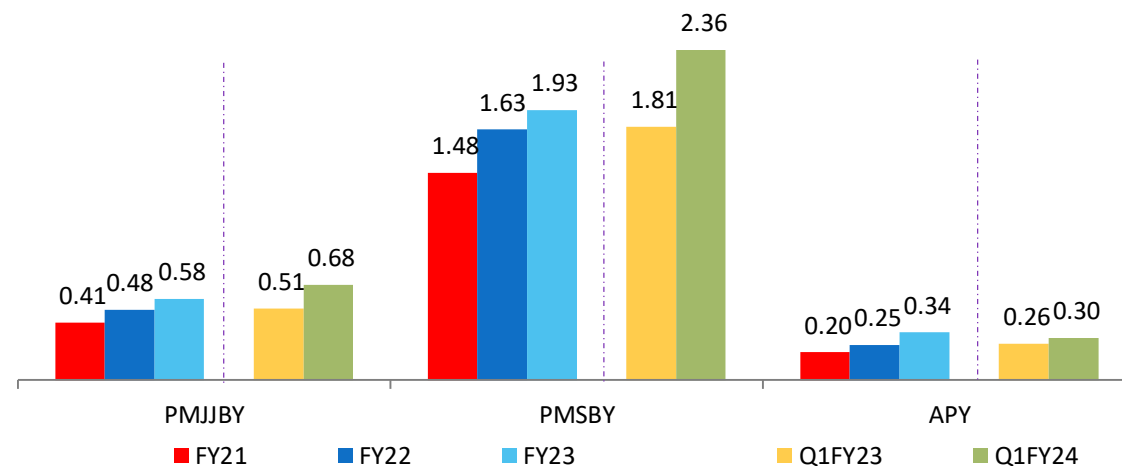
Financial Inclusion – Priority Sector Lending

Total no. of Pradhan Mantri Jan-Dhan Yojana Accounts (in Cr)




Priority Sector Lending Category (30 th Jun 2022)	RBI Norms (as a % of ANBC)	Achieved (as a % of ANBC)
Agriculture	18.00%	18.50%
Small & Marginal Farmers	10.00%	11.53%
Micro Enterprises	7.50%	9.13%
Weaker Sections	12.00%	12.45%
Women Beneficiary	5.00%	14.71%
Total Priority	40.00%	41.83%


Financial Inclusion & Micro Insurance A/cs (in Cr)*



Enhancing digital footprints in agriculture & MSME Segments



To introduce KCC# renewals through STP# up to INR 1.60 Lakhs



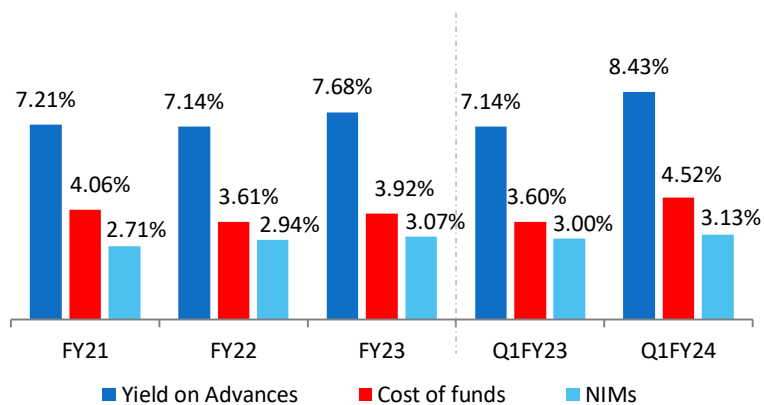
Sanctioned through Shishu Mudra STP in Q1FY24

Mudra on a click to experience digital journey

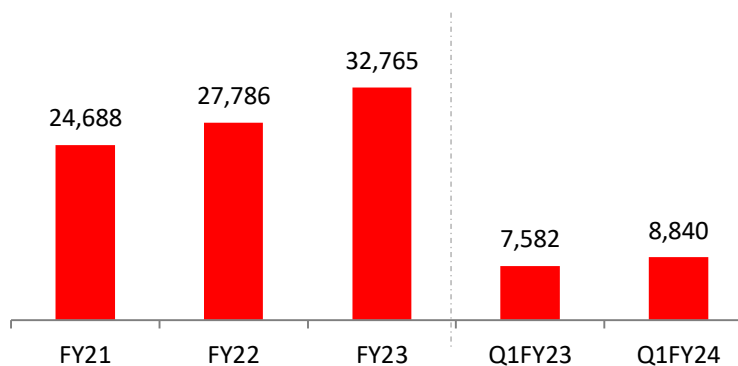
3

Improving Financial Profile

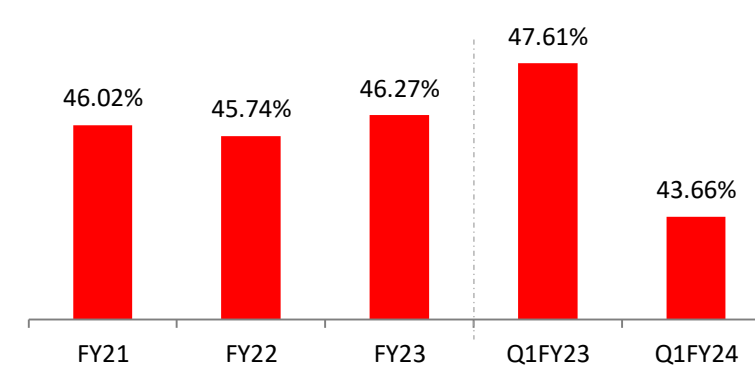
Improving NIMs



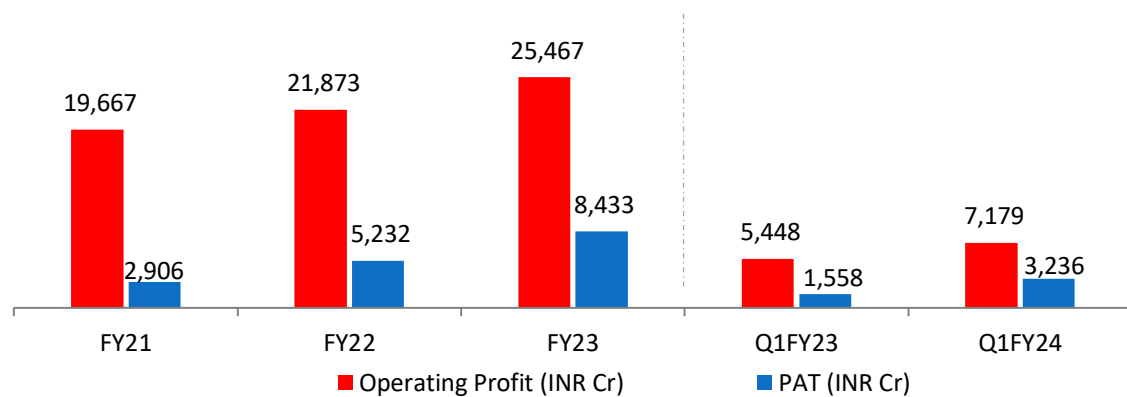
Net Interest Income (INR Cr)



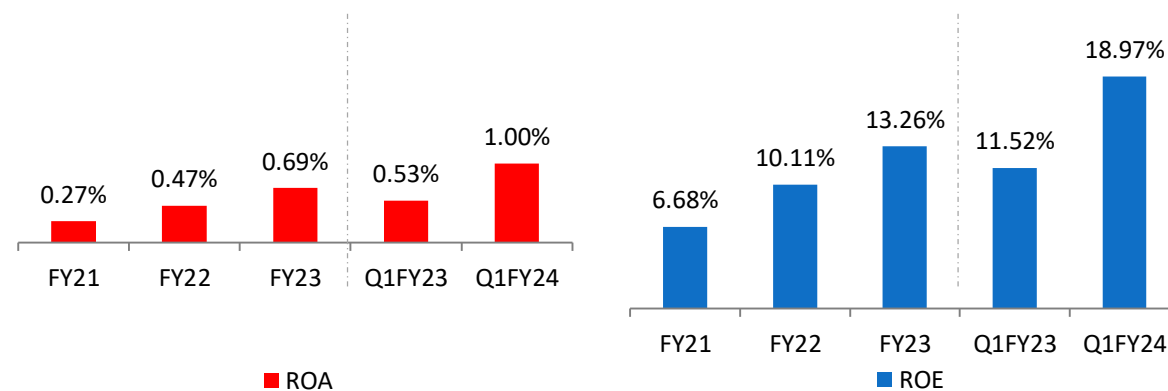
Cost to Income Ratio



Operating Profit and PAT



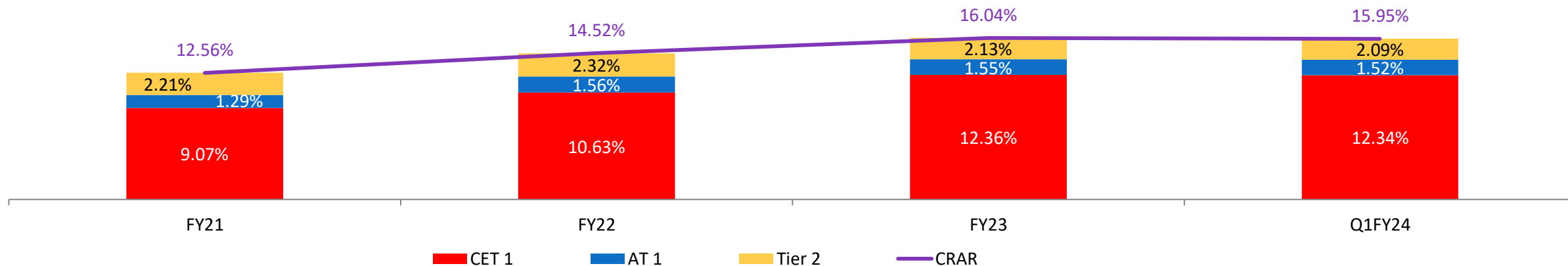
Improved return ratios¹



3

Capital Adequacy Ratio

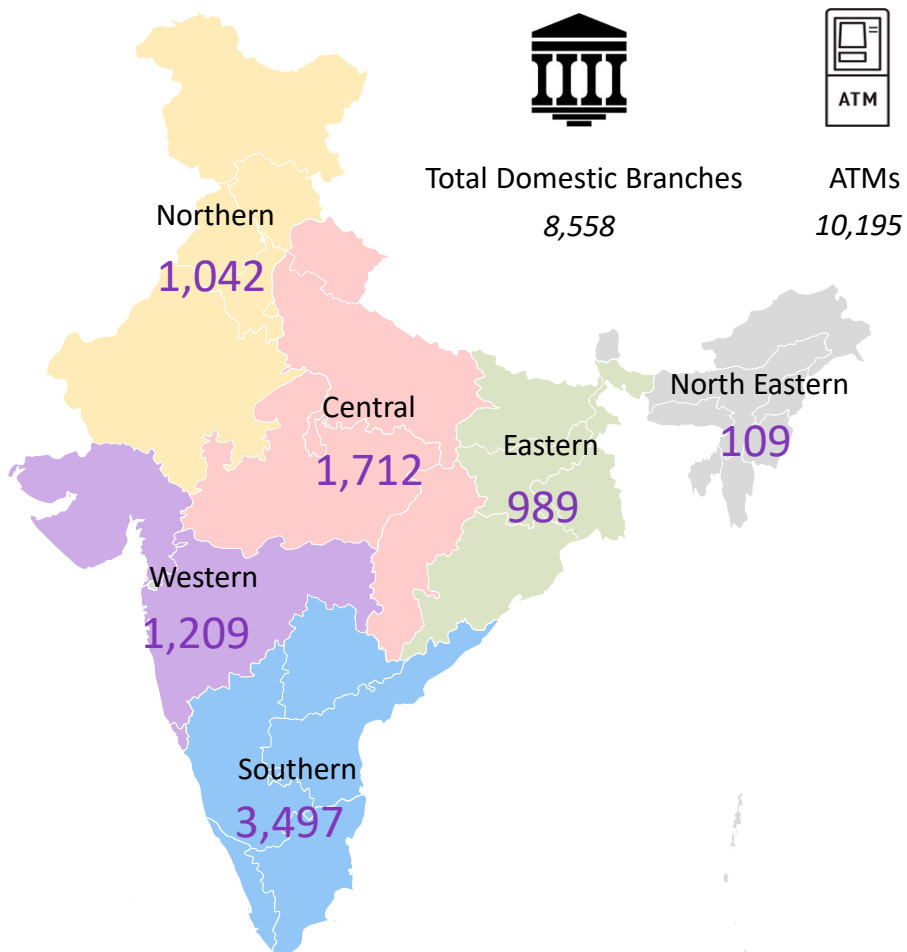
Bank has improving capital ratios



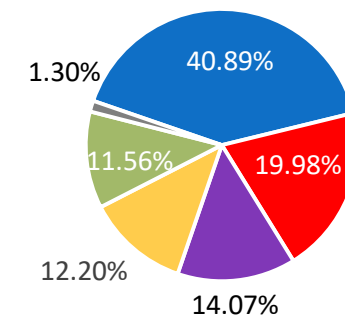
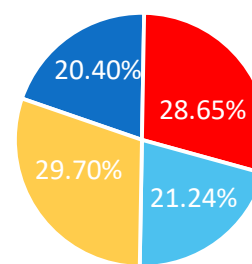
Particulars (INR Cr)	FY21	FY22	FY23	Q1FY24
Tier 1	57,091	66,589	80,478	81,776
Common Equity Tier 1 (CET 1)	50,001	58,049	71,492	72,794
Additional Tier 1	7,090	8,540	8,986	8,982
Tier 2	12,172	12,692	12,301	12,314
Total Capital	69,263	79,281	92,778	94,090
Total Risk Weighted Assets	5,51,521	5,45,923	5,78,455	5,90,047

Pan India presence through a wide network of Branches & Touch Points

Pan India network of branches



Location/ Region wise presence



Centralized Processing Centres



135 MSME Loan Points



105 Union MSME First Branches



160 Retail Loan Points & 48 Agriculture Loan Points



1,570 Gold Loan Points



9 SAMBs & 30 ARBs



18 LCBs & 56 MCBs

Rapidly expanding Digital Ecosystem

350+ journeys to capture the end-to-end customer lifecycle

Conversational AI

Seamless Journey

Hyper Personalization

Omni-channel Experience

Segment-specific approach

Consumer assets
Retail & Agri customers

Mobile Web

Business consumer assets
MSME Corporate Corporate + MSME

Mobile Mobile Web

CRM & digital-assisted asset for branch, MOs & DSAs

Digital Contact Center

Embedded Finance

Digital Platform with shared Omni-Channel Microservices Layer

Advanced Analytics Use Cases powered in collaboration with ACoE

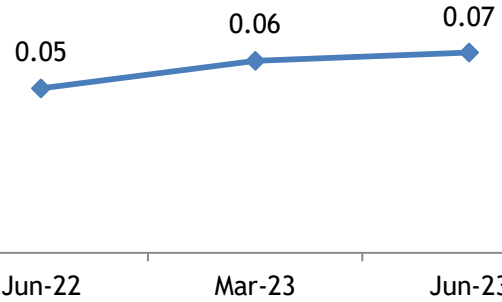
Integrated Public Utilities/Capabilities

Fintech and Ecosystem partners

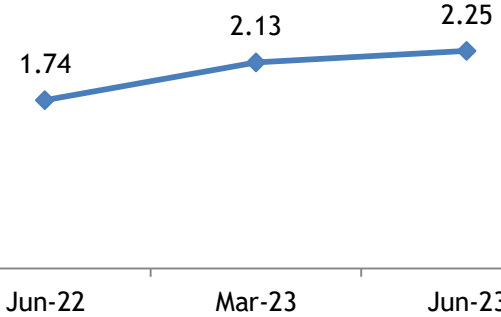
Digital Footprints

(No. in Crores)

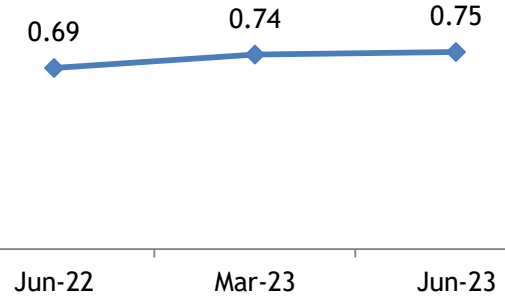
Credit Card Users



Mobile Banking Users



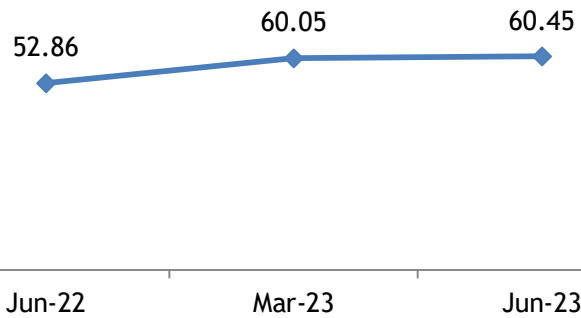
Net Banking Users (Retail)



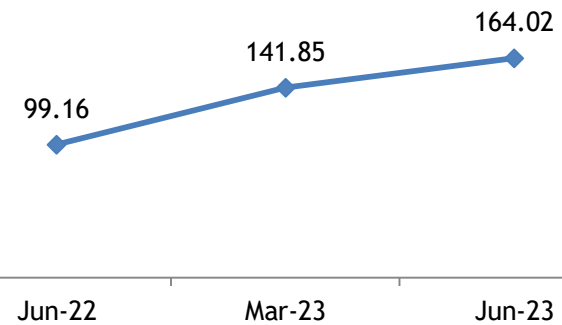
Volume of Transactions (QoQ)

(No. in Crores)

Mobile Banking



UPI



Focus on ESG Initiatives

Environmental



- Credit facility to Renewable Energy Sector – ₹10,939 Crores as on 30.06.2023
- ₹ 260 Crore Sanctioned as on 30.06.2023 under Union Green Miles
- Finance to MSME under TReDS :No. of Bills discounted 68,947 of ₹8,969 Crores
- Sustainable Development And Business Responsibility Policy

Social



- 30 RSETI Centres, trained 3.14 lakh people with Settlement Ratio of 67%
- Under PMSvanidhi, sanctioned total 41,076 applications of ₹ 68 Crs in Q1FY24
- Women entrepreneurs under Union Nari Shakti Scheme: Sanctioned 6,538 applications of ₹617 Crs in Q1FY24
- CSR: ₹2.07 Crs was donated during Q1FY24 through Union Bank Social Foundation

Governance



- Policy on Compensation, Grievance Redressal and Customer Rights Policy
- Related Party Transactions Policy
- Whistle Blower policy
- Corporate Communication Policy
- Policy On Sexual Harassment Of Male/ Transgender

7

Highly Experienced Board of Directors



Mr. Srinivasan Varadarajan, Non Executive – Independent Director - Chairperson

Axis Bank, JP Morgan



Ms. A. Manimekhalai, MD & CEO

Vijaya Bank, Canara Bank



Mr. Nitesh Ranjan, Executive Director

Andhra Bank



Mr. Nidhu Saxena, Executive Director

Bank of Baroda, UCO Bank



Mr. Ramasubramanian S, Executive Director

Canara Bank



Mr. Sameer Shukla, Govt. Nominee Director

Working as Joint Secretary in Ministry of Finance, GoI



Mr. Shri Prakash Baliarsingh, RBI Nominee Director

RBI



Mr. Suraj Srivastava, Part time Non-official Director

Partner at M/s Batra Sapra & Co.



Mr. Laxman S Uppar, Part time Non-official Director

Founder of Spardha Spoorti Publishers & Printers and Karnataka Classic Education



Dr. Jayadev Madugula, Shareholder Director

Professor of finance at IIM-B



Ms. Priti Rao, Shareholder Director



यूनियन बैंक
ऑफ इंडिया
भारत सरकार का उपक्रम



Union Bank
of India
A Government of India Undertaking



Growth Strategies

Growth Strategies

Enhanced digital penetration and automation

- Embed digitization across full range of banking processes
- Establish an in-house analytics centre of excellence

Continue emphasis on capital optimization and risk management

- Introducing advanced risk management tools
- Focus on growing the RAM portfolio to diversify and minimise the risk of weighted assets

Continue focus on asset recovery and NPA management

- End-to-end digital solution for recovery management
- Establishing transaction monitoring vertical to monitor early credit warnings & possible frauds

Continue to reduce operating costs

- Digitization – STP journeys & Vyom Mobile Application
- Rationalization of branches - synergy benefits
- Outsourcing of processes like lead generation in retail
- Centralization of processes like A/c Opening, Underwriting, Monitoring and Recovery

Continue to reduce cost of funds through low-cost deposits

- Increase marketing efforts to corporates and the GoI agencies to handle their CASA accounts

Establishing specialized branches focused on business segments, product lines and stress asset management

- Establish specialized branches to focus on start-up businesses and gold loans

Strengthen human resources

- Developing KRAs for entire workforce
- Improve existing mentoring programmes to ensure greater employee productivity

Grow RAM sector business

- Open special retail lending processing centres
- Build on digitalisation initiatives and launch various customised and segmented products





यूनियन बैंक
ऑफ इंडिया
भारत सरकार का उपक्रम



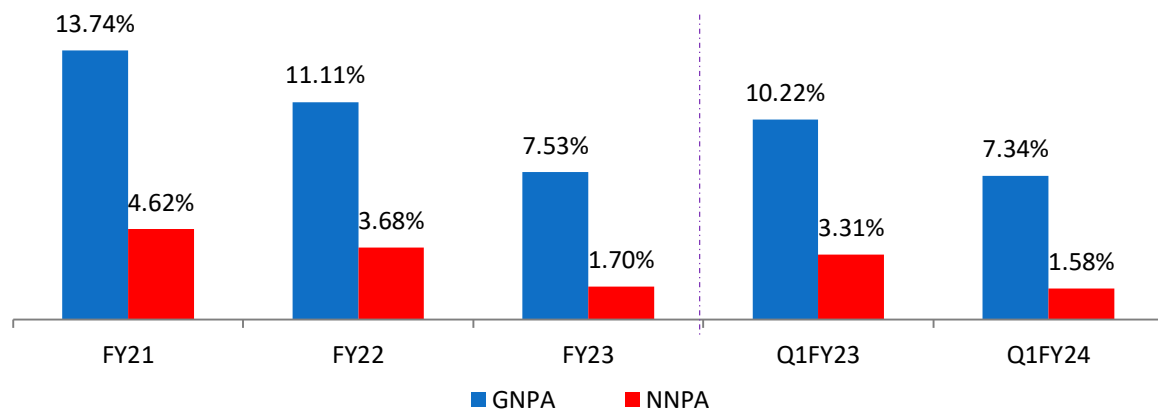
Union Bank
of India
A Government of India Undertaking



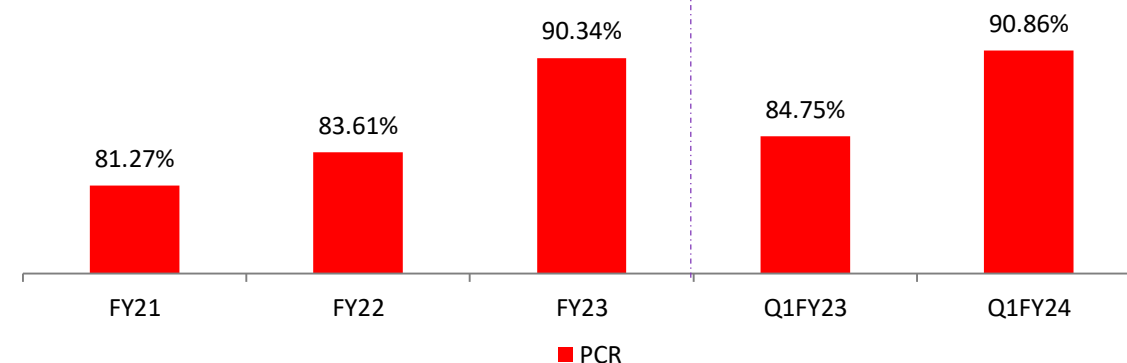
Other Information

Improving asset quality with adequate provisioning

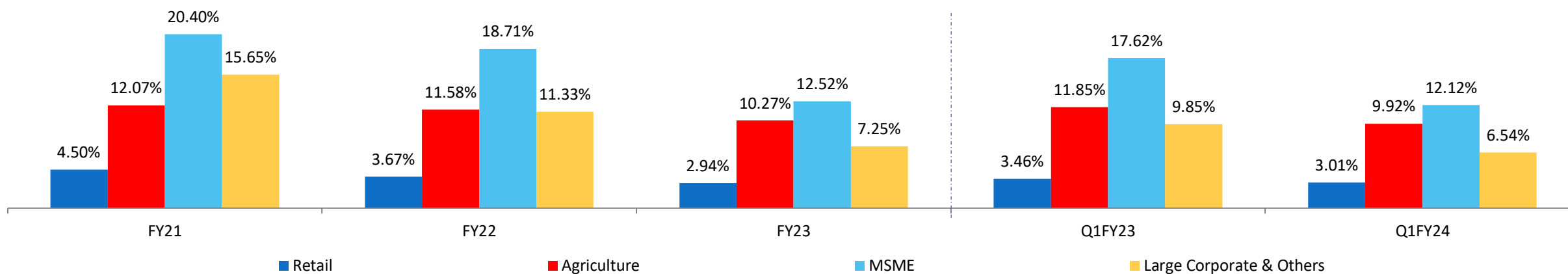
GNPA and NNPA %



PCR



Segment wise GNPA



Asset Quality – Movement in NPAs

Particulars (INR Cr)	FY21	FY22	FY23	Q1FY23	Q1FY24
A. Gross NPA opening balance	97,193	89,788	79,587	79,587	60,987
B. Additions	17,443	22,877	12,518	4,244	3,241
C. Reductions	24,849	33,079	31,118	9,331	4,124
<i>Recoveries</i>	5,191	5,852	7,277	1,481	1,166
<i>Up-gradation</i>	2,674	7,743	4,666	1,202	1,001
<i>Write off</i>	16,984	19,484	19,175	6,648	1,957
Gross NPA Closing balance (A+B-C)	89,788	79,587	60,987	74,500	60,104
GNPA %	13.74	11.11	7.53	10.22	7.34
Net NPA	27,281	24,303	12,928	22,392	12,138
NNPA %	4.62	3.68	1.70	3.31	1.58
PCR%	81.27	83.61	90.34	84.75	90.86
Credit Cost %	2.13	1.74	1.64	2.02	0.97

Asset Quality – COVID resolution framework and SMA position

Restructuring Book (30th Jun 2023)

Segment (INR Cr)	RF1.0	RF2.0
MSME	1,000	2,107
Personal Loans	2,543	5,482
Agriculture Allied	--	225
Corporate Loans	5,014	--
Total	8,557	7,814

SMA Position (INR 5 Cr and above)

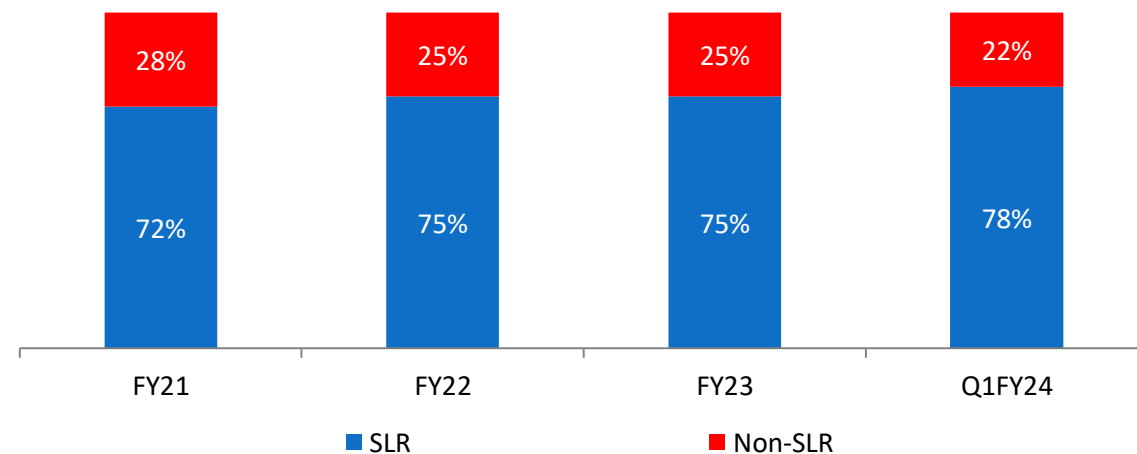
Category	30 th Jun, 2022		30 th Jun, 2023	
	O/s Amount	% to Gross advances	O/s Amount	% to Gross advances
SMA-0	2,393	0.33	1,390	0.17
SMA-1	416	0.06	362	0.04
SMA-2	1,044	0.14	2,427	0.30
Total	3,853	0.53	4,179	0.51

NCLT A/Cs
₹ 56,327 Cr (579 A/c)
Provision for NCLT A/c: 98.88%

Investments

Composition of Investments

Category	Mar-21	Mar-22	Mar-23	Jun-23
SLR	2,40,298	2,64,164	2,60,252	2,73,407
Non-SLR	95,885	88,838	85,118	75,633
<i>Commercial Paper</i>	6,715	6,401	7,047	4,595
<i>Certificate of Deposits</i>	2,884	1,703	2,358	2,366
<i>Mutual Funds</i>	746	318	653	605
<i>Shares</i>	5,104	5,145	5,008	5,025
<i>Bonds & Debentures</i>	75,903	70,944	65,575	58,656
<i>Others</i>	4,533	4,327	4,478	4,387
Total	3,36,183	3,53,002	3,45,370	3,49,040



Classification and Duration of Investments

Category (30 th Jun 2023)	Amount (INR Cr)	M-Duration %
Available for sale (Domestic)	80,934	1.19
<i>Non-SLR</i>	53,402	0.71
<i>SLR</i>	27,532	2.69

Union Bank – Subsidiaries, Associates & JV

International

Domestic

100%

Union Bank of India (UK) Limited.

25%

India International Bank (Malaysia)

100%

Union Asset Management Company Pvt Ltd

100%

UBI Services Limited

100%

Andhra Bank Financial Services Ltd .

100%

Union Trustee Co. Pvt. Ltd

25.10%

Star Union Dai-ichi Life Insurance Co. Ltd.

26.02%

ASREC Limited

35%

Chaitanya Godavari Gramin Bank

Wholly owned subsidiary operating in UK

Joint Venture with Bank of Baroda and IOB

Wholly owned subsidiary

Wholly owned subsidiary

Wholly owned subsidiary

Wholly owned subsidiary

Joint Venture with Bank of India and Dai-ichi Life Holdings INC

Joint Venture with Bank of India, Indian Bank, LIC & Deutsche Bank

Associate

Subsidiary

Joint Venture

Associate

Strengthening HR Practices

Setting the Foundation

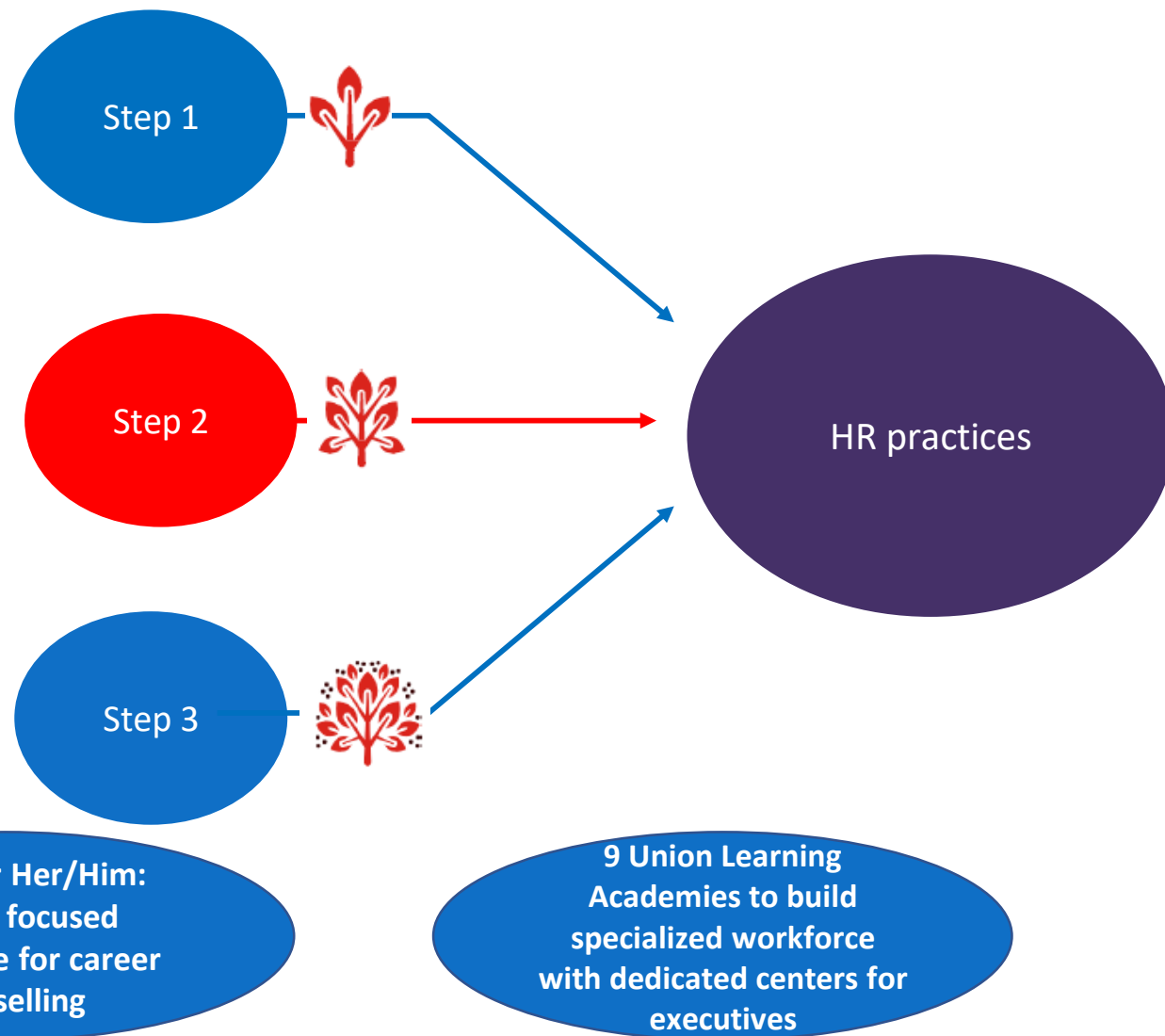
- Unique Role & Measurable KRAs for entire workforce
- Job Families to build specialized, future ready skill-sets

Digitized process & Control

- Assignment of roles & KRAs through role clarity tool
- Objective performance appraisal

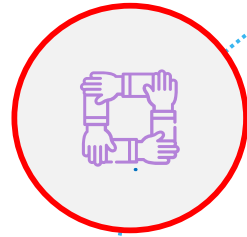
Unlock Employee Potential

- Behavioral competencies & IDP creation;
- Integrated HR interventions (curated L&D, R&R, etc.)
- Job role allocation, revamped training structure

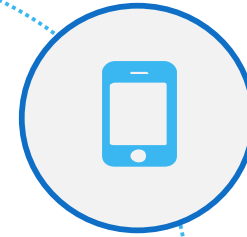
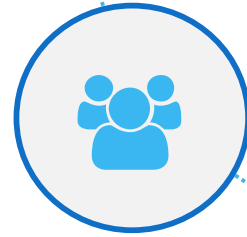


Awards and Accolades

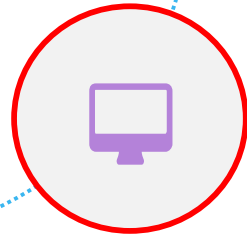
Economic Times - Future Ready Organization 2023-24 Award



Disability Positive Award 2023 by BW People



Gold Category in BFSI for Union Prerna Project by SKOCH Awards




1st Rank in the category of “ Best Guarantee Coverage (Number)” for FY 2022-23 by CGTMSE



यूनियन बैंक
ऑफ इंडिया
भारत सरकार का उपक्रम



Union Bank
of India
A Government of India Undertaking




Thank You



यूनियन बैंक
ऑफ इंडिया
भारत सरकार का उपक्रम



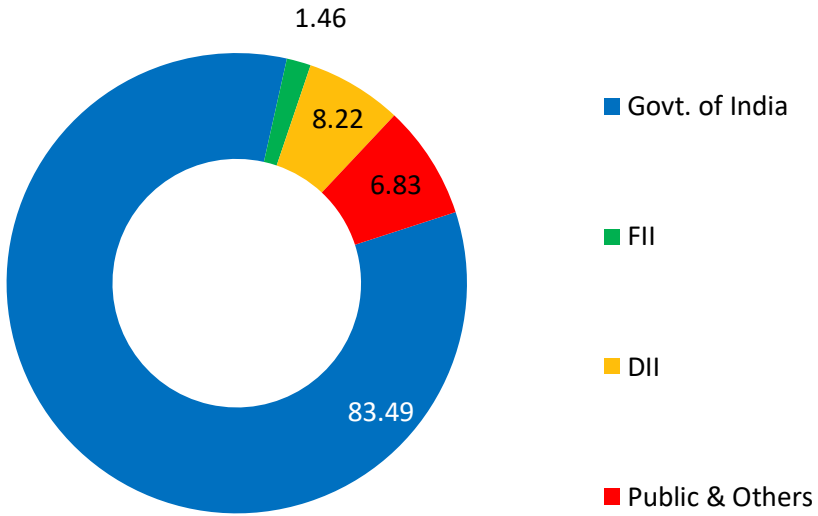
Union Bank
of India
A Government of India Undertaking



Annexures

Shareholding Pattern

Shareholding Pattern (%) as on 30th June, 2023



Particulars	As on 30.06.2023
Share Capital (INR Cr)	6,835
No. of Equity Shares (# in Cr)	683.47
Promoters Holding (%)	83.49%
Market Cap (INR Cr)*	49,381

Standalone Profit & Loss

Parameters (INR Cr)		FY21	FY22	FY23	Q1FY23	Q1FY24
1.	Interest on Advances	45,766	45,236	56,760	12,259	16,639
2.	Interest on Investments	20,574	19,943	21,355	5,246	5,585
3.	Other Interest Income	2,428	2,766	2,628	669	1,254
4.	Total Interest Income (1+2+3)	68,767	67,944	80,743	18,174	23,478
5.	Interest on Deposits	40,807	37,454	44,340	9,825	13,676
6.	Other Interest Expenses	3,272	2,703	3,638	7,68	9,62
7.	Total Interest Expense (5+6)	44,079	40,157	47,978	10,593	14,638
8.	Net Interest Income (4-7)	24,688	27,786	32,765	7,582	8,840
9.	Non Interest Income	11,744	12,525	14,633	2,817	3,903
10.	Operating Income (8+9)	36,432	40,311	47,398	10,399	12,743
11.	Operating Expenses	16,766	18,438	21,931	4,951	5,564
12.	Operating profit	19,667	21,873	25,467	5,448	7,179
13.	Provisions	16,761	16,641	17,034	3,890	3,943
14.	Net Profit	2,906	5,232	8,433	1,558	3,236

Figures are rounded off

Standalone Balance Sheet

Parameters (INR Cr)	FY21	FY22	FY23	Q1FY23	Q1FY24
Liabilities					
Capital	6,407	6,835	6,835	6,835	6,835
Reserves and surplus	58,070	63,741	71,499	65,422	74,529
Deposits	9,23,805	10,32,393	11,17,716	9,92,774	11,28,051
Borrowings	51,837	51,179	43,137	57,651	31,545
Other Liabilities and Provisions	31,587	33,443	41,564	34,298	45,132
Total	10,71,706	11,87,591	12,80,752	11,56,980	12,86,092
ASSETS					
Cash and Balances with Reserve Bank of India	37,880	46,113	50,254	46,336	55,990
Balances with Banks and Money at call and Short Notice	46,530	73,388	61,896	23,465	52,060
Investments	3,31,512	3,48,507	3,39,299	3,50,735	3,43,053
Advances	5,90,983	6,61,005	7,61,845	6,76,413	7,70,492
Fixed Assets	7,344	7,191	8,826	7,104	8,462
Other Assets	57,457	51,387	58,632	52,926	56,035
Total	10,71,706	11,87,591	12,80,752	11,56,980	12,86,092

Figures are rounded off

Sector wise exposure

Particulars (INR Cr)	Q1FY23		Q1FY24	
	Outstanding	%mix to domestic advances	Outstanding	%mix to domestic advances
Infrastructure	1,11,414	15.69	1,02,812	12.96
NBFCs and HFCs	92,540	13.04	1,07,795	13.59
Basic Metals	23,300	3.28	24,039	3.03
Petroleum/Coal/Nuclear	12,172	1.71	8,044	1.01
Food Processing	20,362	2.87	22,585	2.85
Chemical & Chemical Products	15,757	2.22	17,971	2.26
Textiles	16,312	2.30	16,884	2.13
Total	2,91,857	41.11	3,00,130	37.83