



WEST COAST PAPER MILLS LTD.,

Registered & Works Office : Post Box No. 5, Bangur Nagar, Dandeli-581 325

Dist Uttar Kannada (Karnataka) - India

CORPORATE IDENTITY NO : L02101KA1955PLC001936 website : www.westcoastpaper.com

Ph : (08284) 231391 - 395 (5 lines) Fax : 08284-231225 (Admn. Office) 230443 (Works Office)

GSTIN:28AAACT4179N1Z0



ZZR:Result:83:Share:07:

February 13, 2024

To:

BSE Limited
Corporate Services
Floor 25, P.J.Towers,
Dalal Street

MUMBAI – 400 001

SCRIPT CODE: BSE- 500444

To:

National Stock Exchange of India Ltd.
Listing Department
Exchange Plaza
Bandra-Kurla Complex,
Bandra [East]

MUMBAI-400 051

SCRIPT CODE: NSE – WSTCSTPAPR

Dear Sirs,

ANNOUNCING OF Q3 RESULTS

Pursuant to Regulation 30 & 33 of the Securities Exchange Board of India (Listing Obligations and Disclosure Requirements) Regulations, 2015, we are declaring herewith Un-audited Financial Results of the Company along with Limited Review and Press Release, for the quarter and nine months period ended on December 31, 2023, in the prescribed format. The meeting of the Board of Directors of the Company commenced at 11.00 A.M and concluded at 1.00 P.M.

Simultaneous action is being taken to have the Un-audited Financial Results published in the newspapers in the format prescribed by SEBI.

The above results are also available on the Company's website at www.westcoastpaper.com.

Thanking you,

Yours faithfully,

For WEST COAST PAPER MILLS LTD.

Brajmohan Prasad
Company Secretary
M. No : F7492

Encl: a/a



Corporate Office : 31, Chowringhee Road, Kolkata - 700 016
Phone : (033) 2265 6271-78 (8 lines), Fax : (033) 2226 5242, Email : wcpm.sale@westcoastpaper.com

Independent Auditor's Review Report on the Quarterly and Year to date Unaudited Standalone Financial Results of the Company pursuant to Regulation 33 of the SEBI (Listing Obligation and Disclosure Requirements) Regulations, 2015 (as amended)

To the Board of Directors of West Coast Paper Mills Limited

1. We have reviewed the accompanying Statement of Unaudited Standalone Financial Results of **West Coast Paper Mills Limited** ("the Company") for the quarter ended December 31, 2023 and year to date from April 01, 2023 to December 31, 2023 ("the Statement") attached herewith, being submitted by the Company pursuant to the requirement of Regulation 33 of the SEBI (Listing Obligations and Disclosure Requirements) Regulations, 2015, as amended.
2. This Statement which is the responsibility of the Company's Management and has been approved by the Company's Board of Directors, has been prepared in accordance with the recognition and measurement principles laid down in the Indian Accounting Standards 34 "Interim Financial Reporting" ("Ind AS 34"), prescribed under section 133 of the Companies Act 2013 read with relevant rules issued thereunder and other accounting principles generally accepted in India. Our responsibility is to express a conclusion on the Statement based on our review.
3. We conducted our review of the Statement in accordance with the Standard on Review Engagement (SRE) 2410, "Review of Interim Financial Information Performed by the Independent Auditor of the Entity" issued by the Institute of Chartered Accountants of India. A review of interim financial information consists of making inquiries, primarily of persons responsible for financial and accounting matters, and applying analytical and other review procedures. A review is substantially less in scope than an audit conducted in accordance with Standards on Auditing and consequently does not enable us to obtain assurance that we would become aware of all significant matters that might be identified in an audit. Accordingly, we do not express an audit opinion.
4. Based on our review conducted as above, nothing has come to our attention that causes us to believe that the accompanying statement of unaudited standalone financial results prepared in accordance with the applicable Indian Accounting Standards ('IND AS') prescribed under section 133 of the Companies Act, 2013, read with relevant rules issued thereunder and other recognized accounting practices and policies has not disclosed the information required to be disclosed in terms of Regulation 33 of the SEBI (Listing Obligations and Disclosure Requirements) Regulations, 2015 as amended, including the manner in which it is to be disclosed, or that it contains any material mis-statement.

Place: Mumbai

Date: February 13, 2024



For Singhi & Co.
Chartered Accountants
Firm Regn. No. 302049E

A handwritten signature in blue ink, appearing to read "Sudesh Choraria".

Sudesh Choraria

(Partner)

Membership No. 204936

UDIN:24204936BKGDZG4561



WEST COAST PAPER MILLS LIMITED

Your partner in progress....

(an ISO 9001 / ISO 14001 / ISO 45001 Certified Company)

REGD. OFFICE: BANGUR NAGAR, DANDELI - 581 325

DISTT. UTTAR KANNADA (KARNATAKA)

CIN: L02101KA1955PLC001936, Ph: (08284) 231391 – 395 (5 Lines)

GSTIN : 29AAACT4179N1Z0

Email: co.sec@westcoastpaper.com, Website : www.westcoastpaper.com

UNAUDITED STANDALONE FINANCIAL RESULTS FOR THE QUARTER / NINE MONTHS ENDED DECEMBER 31, 2023

(Rs. in lakhs)

Sl. No.	Particulars	STANDALONE					
		Quarter ended			Nine Months ended		Year ended
		31.12.2023	30.09.2023	31.12.2022	31.12.2023	31.12.2022	31.03.2023
Unaudited			Unaudited		Audited		
1	Income						
a)	Revenue from operations	56,473.07	70,635.84	66,042.82	1,92,248.90	2,04,360.92	2,81,033.20
b)	Other income	1,762.29	5,032.66	765.97	8,182.18	3,631.63	4,565.16
	Total Income	58,235.36	75,668.50	66,808.79	2,00,429.08	2,07,992.55	2,85,598.36
2	Expenses						
a)	Cost of materials consumed	28,429.68	31,564.31	30,073.65	91,093.18	91,977.60	1,22,146.25
b)	Purchases of stock-in-trade	-	36.52	232.80	37.10	566.30	731.35
c)	Changes in inventories of finished goods, stock-in-trade and work-in-progress	441.89	4,071.89	(3,701.08)	(1,779.97)	(4,805.58)	(2,891.54)
d)	Employee benefits expense	5,484.12	5,500.00	4,770.57	16,304.78	14,738.15	19,955.08
e)	Finance costs	494.51	429.29	1,228.38	1,442.15	2,243.23	2,934.21
f)	Depreciation and amortization expense	2,709.47	2,664.28	3,018.43	7,940.60	8,911.39	11,935.56
g)	Other expenses						
	- Power, fuel and water	5,925.83	6,081.84	6,751.21	18,024.72	22,449.73	28,704.45
	- Other expenses	5,498.50	5,621.71	5,653.73	16,338.80	15,478.27	22,146.84
	Total Expenses	48,984.00	55,969.64	48,027.69	1,49,401.36	1,51,559.09	2,05,662.20
3	Profit / (Loss) before exceptional items and tax (PBT)	9,251.36	19,698.86	18,781.10	51,027.72	56,433.46	79,936.16
4	Exceptional items	-	-	-	-	-	-
5	Profit/(Loss) from ordinary activities before tax (4-5)	9,251.36	19,698.86	18,781.10	51,027.72	56,433.46	79,936.16
6	Tax expense						
a)	Current tax	1,695.95	4,312.95	5,054.28	12,338.68	15,299.44	22,692.53
b)	Less: MAT credit (entitlement) / reversal	-	-	(18.54)	-	(18.54)	(18.54)
c)	Deferred tax	(208.79)	(175.58)	(446.38)	(684.37)	(958.32)	(1,450.29)
	Total tax expenses	1,487.16	4,137.38	4,589.36	11,654.31	14,322.58	21,223.70
7	Net Profit/(Loss) from ordinary activities after tax (6-7)	7,764.20	15,561.49	14,191.74	39,373.41	42,110.88	58,712.46
8	Other Comprehensive Income(OCI)						
A	Item that will not be reclassified to profit or loss						
a.	Remeasurement of employees benefit obligations	(99.22)	(88.92)	(264.66)	(182.19)	(137.61)	(352.06)
b.	Remeasurement of equity instruments	1,129.11	525.64	(138.42)	1,886.97	(138.42)	(252.52)
c.	Income tax on above.	(94.52)	(31.80)	109.04	(156.17)	64.65	153.22
9	Total Other Comprehensive Income	935.37	404.92	(294.04)	1,548.61	(211.38)	(451.36)
10	Total Comprehensive Income/(Loss) for the period (8+9)	8,699.57	15,966.41	13,897.70	40,922.02	41,899.50	58,261.11
11	Paid up equity share capital (Face value : Rs 2/- per share)	1,320.98	1,320.98	1,320.98	1,320.98	1,320.98	1,320.98
12	Other equity	-	-	-	-	-	2,03,730.35
13	Earnings per share (Basic / Diluted) (Face value : Rs 2/- per share) - EPS for the quarter are not annualised	11.76	23.56	21.49	59.61	63.76	88.89



UNAUDITED STANDALONE SEGMENT-WISE REVENUE, RESULTS, SEGMENT ASSETS & LIABILITIES FOR THE QUARTER / NINE MONTHS ENDED DECEMBER 31, 2023

(Rs. in lakhs)


Sl. No.	Particulars	STANDALONE					
		Quarter ended			Nine Months ended		Year ended
		31.12.2023	30.09.2023	31.12.2022	31.12.2023	31.12.2022	31.03.2023
		Unaudited			Unaudited		Audited
1	Segment Revenue *						
	(a) Paper and Paper Board	51,637.62	65,739.27	61,870.92	1,78,079.33	1,91,080.59	2,81,560.74
	(b) Telecommunication Cables	4,835.08	4,880.26	4,171.04	14,145.74	13,262.16	19,454.29
	(c) Others	0.37	16.31	0.86	21.83	18.17	18.17
	Total	56,473.07	70,635.84	66,042.82	1,92,246.90	2,04,360.92	2,81,033.20
2	Segment Results						
	Profit(+)/Loss(-) before tax and interest from each segment						
	(a) Paper and Paper Board	8,145.48	15,928.02	19,775.00	46,258.06	58,308.43	80,337.85
	(b) Telecommunication Cables	630.92	467.96	99.94	1,615.66	284.51	1,541.77
	(c) Others	(3.79)	7.07	(3.93)	(1.39)	(3.76)	(6.50)
	Total	8,772.61	16,403.05	19,871.01	47,872.33	58,589.16	81,873.06
	Less :						
	(a) Finance Costs	494.51	429.29	1,228.38	1,442.15	2,243.23	2,934.21
	(b) Other unallocable expenditure/Income(+/-)	(973.26)	(3,725.10)	(138.47)	(4,597.54)	(87.53)	(997.31)
	(c) Exceptional Items	-	-	-	-	-	-
	Total Profit / (Loss) Before Tax	9,251.36	19,698.86	18,781.10	51,027.72	56,433.46	79,936.16
3	Segment Assets						
	(a) Paper and Paper Board	2,85,215.92	2,75,805.56	2,35,163.92	2,85,215.92	2,35,163.92	2,54,634.56
	(b) Telecommunication Cables	20,421.93	15,193.36	11,170.98	20,421.93	11,170.98	13,031.40
	(c) Others	51.10	51.10	51.10	51.10	51.10	51.10
	Total Segment Assets	3,05,688.95	2,91,050.02	2,46,386.00	3,05,688.95	2,46,386.00	2,67,717.06
4	Segment Liabilities						
	(a) Paper and Paper Board	58,063.57	56,201.25	55,459.67	58,063.57	55,459.67	58,988.57
	(b) Telecommunication Cables	8,256.95	4,179.88	2,236.64	8,256.95	2,236.64	3,677.16
	(c) Others	-	-	-	-	-	-
	Total Segment Liabilities	66,320.52	60,381.13	57,696.31	66,320.52	57,696.31	62,665.73
5	Capital Employed (Segment Assets - Segment Liabilities)						
	(a) Paper and Paper Board	2,27,152.36	2,19,604.31	1,79,704.25	2,27,152.36	1,79,704.25	1,95,645.99
	(b) Telecommunication Cables	12,164.98	11,013.48	8,934.34	12,164.98	8,934.34	9,354.24
	(c) Others	51.10	51.10	51.10	51.10	51.10	51.10
	Total	2,39,368.44	2,30,668.89	1,88,689.69	2,39,368.44	1,88,689.69	2,05,051.33

* Inter Segment revenue for the current quarter of Financial Year 2023-24 - Nil (Previous year - Nil).

Notes :

- During the Current Quarter, in the first week of November, there was a major breakdown in one of the TG sets at company's paper division at Dandeli, Karnataka. Accordingly, working of the Company got adversely impacted. The TG Set got restarted in the last week of December and now working normal.
- The above unaudited financial results have been reviewed by the Audit Committee and approved by the Board of Directors at their meeting held on 13th Feb 2024. The statutory auditors have carried out the limited review of these results.
- The figures for the previous periods have been regrouped / rearranged wherever necessary.

Place : Dandeli
Date : February 13, 2024



For and on behalf of the Board

Rajendra Jain
Executive Director



Independent Auditor’s Review Report on Quarterly and Year to date Unaudited Consolidated Financial Results of the Company pursuant to Regulation 33 of the SEBI (Listing Obligation and Disclosure Requirements) Regulations, 2015 (as amended)

To the Board of Directors of West Coast Paper Mills Limited

1. We have reviewed the accompanying Statement of Unaudited Consolidated Financial Results of **West Coast Paper Mills Limited** (hereinafter referred to as “the Holding Company”) and its subsidiaries (the Holding Company and its Subsidiaries together referred to as “ the Group”) for the quarter ended December 31, 2023 and year to date from April 1, 2023 to December 31,2023 (“the Statement”) attached herewith being submitted by the Holding Company pursuant to the requirement of Regulation 33 of the SEBI (Listing Obligations and Disclosure Requirements) Regulations, 2015, as amended.
2. This Statement, which is the responsibility of the Holding Company’s Management and has been approved by the Holding Company’s Board of Directors, has been prepared in accordance with the recognition and measurement principles laid down in the Indian Accounting Standards 34 “Interim Financial Reporting” (“Ind AS 34”), prescribed under section 133 of the Companies Act 2013 read with relevant rules issued thereunder and other accounting principles generally accepted in India. Our responsibility is to issue a conclusion on these financial results based on the review.
3. We conducted our review in accordance with the Standard on Review Engagement (SRE) 2410, “Review of Interim Financial Information Performed by the Independent Auditor of the Entity” issued by the Institute of Chartered Accountants of India. A review of interim financial information consists of making inquiries, primarily of persons responsible for financial and accounting matters, and applying analytical and other review procedures. A review is substantially less in scope than an audit conducted in accordance with Standards on Auditing and consequently does not enable us to obtain assurance that we would become aware of all significant matters that might be identified in an audit. Accordingly, we do not express an audit opinion.

We also performed procedures in accordance with the circular issued by the SEBI under Regulation 33 (8) of the SEBI (Listing Obligations and Disclosure Requirements) Regulations, 2015, as amended, to the extent applicable.

4. The Statement includes the results of the following subsidiaries :
 - i) West Coast Opticable Limited (“WOCL”)
 - ii) Andhra Paper Limited (“APL”)
 - iii) Wesco Defence Systems Limited



5. Based on our review conducted as above, nothing has come to our attention that causes us to believe that the accompanying Statement, prepared in accordance with the recognition and measurement principles laid down in the aforesaid Indian Accounting Standards ('Ind AS') specified under Section 133 of the Companies Act, 2013 as amended, read with relevant rules issued thereunder and other accounting principles generally accepted in India, has not disclosed the information required to be disclosed in terms of the Listing Regulations, including the manner in which it is to be disclosed, or that it contains any material misstatement.

Other Matters :

6. The results of Uniply Décor Limited, a subsidiary, has not been consolidated for the reason stated in Note 3 of the Statement.
7. We did not review the financial information of two subsidiary companies, included in the statement, whose financial information reflects total revenue from operations of Rs. 48080.98 lakhs and Rs. 145804.01 lakhs, net profit/ (loss) after tax of Rs. 8302.61 lakhs and Rs.30333.32 lakhs, Total Comprehensive Income / (Loss) of Rs. 9214.37 lakhs and Rs.31890.04 lakhs for the quarter and nine months ended December 31, 2023 respectively as considered in this statement. These financial information have been reviewed by other auditors whose reports have been furnished to us by the Management and our conclusion on the Statement, in so far as it relates to the amounts and disclosures included in respect of these subsidiaries, is based solely on the reports of the other auditors and the procedures performed by us as stated in paragraph 3 above.

Our conclusion on the Statement is not modified in respect of the matters stated in paragraph 6 and 7 above.



Place: Mumbai

Date : February 13, 2024

For Singhi & Co.
Chartered Accountants
Firm Regn. No. 302049E

A handwritten signature in blue ink, appearing to read "Sudesh Choraria".

Sudesh Choraria
Partner

Membership No.204936

UDIN: 24204936BKGDZH7291



WEST COAST PAPER MILLS LIMITED

Your partner in progress....

(an ISO 9001 / ISO14001 / ISO 45001 Certified Company)

REGD. OFFICE: BANGUR NAGAR, DANDELI - 581 325

DISTT. UTTAR KANNADA (KARNATAKA)

CIN: L02101KA1955PLC001936, Ph: (08284) 231391 – 395 (5 Lines)


GSTIN : 29AAACT4179N1ZO

Email: co.sec@westcoastpaper.com, Website : www.westcoastpaper.com

UNAUDITED CONSOLIDATED FINANCIAL RESULTS FOR THE QUARTER / NINE MONTHS ENDED DECEMBER 31, 2023

(Rs. in Lakhs)

Sl. No.	Particulars	CONSOLIDATED					
		Quarter ended			Nine months ended		Year ended
		31.12.2023	30.09.2023	31.12.2022	31.12.2023	31.12.2022	31.03.2023
		Unaudited			Unaudited		Audited
1.	Income						
a)	Revenue from operations	1,04,512.55	1,19,384.18	1,23,915.73	3,37,758.57	3,56,327.91	4,92,076.27
b)	Other income	4,138.43	3,533.84	2,360.49	11,181.94	5,188.32	7,756.65
	Total Income	1,08,650.98	1,22,918.02	1,26,276.22	3,48,940.51	3,61,516.23	4,99,832.92
2.	Expenses						
a)	Cost of materials consumed	52,689.13	53,985.36	51,739.37	1,62,222.72	1,54,149.63	2,06,317.13
b)	Purchases of stock-in-trade	2.86	36.51	242.01	39.96	566.15	750.36
c)	Changes in inventories of finished goods, stock-in-trade and work-in-progress	(562.07)	5,429.74	(3,703.43)	(5,149.30)	(5,446.24)	(2,848.66)
d)	Employee benefits expense	9,337.89	9,426.21	9,214.74	28,839.03	27,368.99	36,668.43
e)	Finance costs	583.96	585.83	1,384.95	1,832.64	2,666.65	3,707.29
f)	Depreciation and amortization expense	4,635.66	4,602.24	4,827.95	13,611.09	14,151.38	18,947.01
-	Power, fuel and water	9,580.39	9,835.89	10,804.10	29,200.57	36,376.62	46,858.62
-	Other expenses	11,705.89	9,649.96	9,496.39	30,373.77	28,345.01	40,111.45
	Total Expenses	87,973.71	93,551.54	84,006.08	2,60,970.48	2,58,178.19	3,50,511.63
3.	Profit / (Loss) before exceptional items and tax (PBT)	20,677.27	29,366.48	42,270.14	87,970.03	1,03,338.04	1,49,321.29
4.	Exceptional items	-	-	-	-	-	(1,538.37)
5.	Profit/(Loss) from ordinary activities before tax (3-4)	20,677.27	29,366.48	42,270.14	87,970.03	1,03,338.04	1,47,782.92
6.	Tax expense						
	Current Tax	4,596.75	7,846.68	11,089.58	22,768.36	28,170.69	41,427.42
	Less: MAT credit (entitlement) / reversal	-	-	(18.54)	-	(18.54)	(18.54)
	Deferred tax	204.17	(334.66)	101.41	(364.12)	(1,419.60)	(2,327.17)
	Total tax expenses	4,800.92	7,512.02	11,172.45	22,404.24	26,732.55	39,081.71
7.	Net Profit/(Loss) from ordinary activities after tax (5-6)	15,876.35	21,854.46	31,097.69	65,565.79	76,605.49	1,08,701.21
8.	Other Comprehensive Income(OCI)						
A.	Item that will not be reclassified to profit or loss						
a)	Remeasurement of employees benefit obligations	(99.22)	(88.68)	(264.98)	(181.95)	(137.75)	(459.95)
b)	Equity instruments through other comprehensive income	2,311.37	1,082.88	(35.53)	3,905.32	(162.80)	(740.58)
c)	Income tax on above	(365.02)	(159.35)	85.59	(618.03)	70.26	293.62
9.	Total Other Comprehensive Income/(Loss)	1,847.13	834.85	(214.92)	3,105.34	(230.29)	(906.91)
10.	Total Comprehensive income/(Loss) for the period (7+8)	17,723.48	22,689.31	30,882.77	68,671.13	76,375.20	1,07,794.30
11.	Net Profit/(Loss) attributable to :						
-	Owners	13,592.78	19,076.88	26,373.51	57,222.08	66,374.24	94,197.62
-	Non-controlling interests	2,283.57	2,777.58	4,724.18	8,343.71	10,231.25	14,503.59
		15,876.35	21,854.46	31,097.69	65,565.79	76,605.49	1,08,701.21
12.	Other Comprehensive Income/(Loss) attributable to :						
-	Owners	1,594.67	715.85	(236.95)	2,674.34	(225.07)	(780.41)
-	Non-controlling interests	252.46	119.00	22.03	431.00	(5.22)	(126.50)
		1,847.13	834.85	(214.92)	3,105.34	(230.29)	(906.91)
13.	Total Comprehensive Income/(Loss) attributable to :						
-	Owners	15,187.44	19,792.73	26,136.56	59,896.41	66,149.17	93,417.21
-	Non-controlling interests	2,536.04	2,896.58	4,746.21	8,774.72	10,226.03	14,377.09
		17,723.48	22,689.31	30,882.77	68,671.13	76,375.20	1,07,794.30
14.	Paid up equity share capital (Face value : Rs 2/- per share)	1,320.98	1,320.98	1,320.98	1,320.98	1,320.98	1,320.98
15.	Other equity	-	-	-	-	-	2,56,753.97
16.	Earnings per share (Basic / Diluted) (Face value : Rs 2/- per share) EPS for the quarter are not annualised	20.58	28.88	39.93	86.64	100.49	142.62



UNAUDITED CONSOLIDATED SEGMENT-WISE REVENUE, RESULTS, SEGMENT ASSETS & LIABILITIES FOR THE QUARTER / NINE MONTHS ENDED DECEMBER 31, 2023


(Rs. in Lakhs)

Sl. No.	Particulars	CONSOLIDATED					
		Quarter ended			Nine months ended		Year ended
		31.12.2023	30.09.2023	31.12.2022	31.12.2023	31.12.2022	31.03.2023
		Unaudited			Unaudited		Audited
1	Segment Revenue *						
	(a) Paper and Paper Board	99,295.32	1,13,942.69	1,18,956.95	3,21,699.00	3,41,830.28	4,71,242.05
	(b) Telecommunication Cables	5,216.86	5,425.18	4,957.92	16,037.74	14,479.46	20,816.05
	(c) Others	0.37	16.31	0.86	21.83	18.17	18.17
	Total	1,04,512.55	1,19,384.18	1,23,915.73	3,37,758.57	3,56,327.91	4,92,076.27
2	Segment Results						
	Profit(+)/Loss(-) before tax and Interest from each segment						
	(a) Paper and Paper Board	19,503.93	25,479.86	43,167.88	83,003.10	1,04,965.94	1,51,578.22
	(b) Telecommunication Cables	787.84	740.29	352.66	2,203.42	955.00	1,823.82
	(c) Others	(3.79)	7.07	(3.93)	(1.39)	(3.78)	(6.56)
	Total	20,287.98	26,227.22	43,516.61	85,205.13	1,05,917.16	1,53,395.48
	Less :						
	(a) Finance Costs	583.96	585.83	1,384.95	1,832.64	2,666.65	3,707.29
	(b) Other unallocable expenditure/Income(+/-)	(973.25)	(3,725.09)	(138.48)	(4,597.54)	(87.53)	366.90
	(c) Exceptional Items	-	-	-	-	-	1,538.37
	Total Profit / (Loss) Before Tax	20,677.27	29,366.48	42,270.14	87,970.03	1,03,338.04	1,47,782.92
3	Segment Assets						
	(a) Paper and Paper Board	4,76,118.92	4,46,402.20	3,68,196.47	4,76,118.92	3,68,196.47	4,03,944.91
	(b) Telecommunication Cables	21,763.86	16,288.64	12,725.18	21,763.86	12,725.18	14,319.69
	(c) Others	51.10	51.10	51.10	51.10	51.10	51.10
	Total Segment Assets	4,97,933.88	4,62,741.94	3,80,972.75	4,97,933.88	3,80,972.75	4,18,315.70
4	Segment Liabilities						
	(a) Paper and Paper Board	1,19,853.66	1,07,369.80	1,01,789.42	1,19,853.66	1,01,789.42	1,06,084.73
	(b) Telecommunication Cables	11,059.56	6,074.93	3,972.36	11,059.56	3,972.36	5,772.69
	(c) Others	-	-	-	-	-	-
	Total Segment Liabilities	1,30,913.22	1,13,444.73	1,05,761.78	1,30,913.22	1,05,761.78	1,11,857.42
5	Capital Employed (Segment Assets - Segment Liabilities)						
	(a) Paper and Paper Board	3,56,265.28	3,39,032.40	2,66,407.05	3,56,265.26	2,66,407.05	2,97,860.18
	(b) Telecommunication Cables	10,704.30	10,213.71	8,752.82	10,704.30	8,752.82	8,547.00
	(c) Others	51.10	51.10	51.10	51.10	51.10	51.10
	Total	3,67,020.68	3,49,297.21	2,75,210.97	3,67,020.66	2,75,210.97	3,06,458.28

* Inter Segment revenue for the Current quarter of Financial Year 2023-24 - Nil (Previous year - Nil).

- The above unaudited financial results have been reviewed by the Audit Committee and approved by the Board of Directors at their meeting held on 13th Feb 2024. The statutory auditors have carried out the limited review of these results.
- During the Current Quarter, in the first week of November, there was a major breakdown in one of the TG sets at company's paper division at Dandeli, Karnataka. Accordingly, working of the Company got adversely impacted. The TG Set got restarted in the last week of December and now working normal.
- The Company acquired Uniply Décor Limited (UDL) vide National Company Law Tribunal (NCLT) Division Bench-I, Chennai Order dated 20.09.2023 under the Insolvency and Bankruptcy Code 2016. The Implementation & Monitoring Committee of UDL has been constituted and the reconciliation and updation of Books of Accounts up to the date of acquisition is still under process. There were no operating activities undertaken by UDL during the quarter, hence not considered for consolidation.
- During the previous year ended March 31, 2023, one of the subsidiaries Andhra Paper Ltd (APL), on temporary closure of Andhra Pradesh Gas Power Corporation Limited (APGPCL), has created provision for value of investment in APGPCL of Rs. 1946.42 lakhs. The provision to the extent of Cost of Investment of Rs. 1538.37 Lakhs has been disclosed as an Exceptional item in the Profit & Loss Account and the remaining value of Rs. 408.05 lakhs has been debited to Other Comprehensive Income.
- The figures for the previous periods have been regrouped / rearranged wherever necessary.

Place : Dandeli
Date : February 13, 2024



For and on behalf of the Board


Rajendra Jain
Executive Director



Press Release

Feb 13, 2024, Kolkata / Dandeli: West Coast Paper Mills Limited (BSE: 500444, NSE: WSTCSTPAPR), has reported its unaudited financial results for the quarter ended 31st Dec 2023.

FINANCIAL HIGHLIGHTS:

Particulars ₹ in Crores	Consolidated			Standalone		
	Q3 FY24	Q2 FY24	Q-o-Q change	Q3 FY24	Q2 FY24	Q-o-Q change
Revenue	1,045.13	1193.84	-12%	564.73	706.36	-20%
EBIDTA	258.97	345.55	-25%	124.55	227.92	-45%
PAT	158.76	218.54	-27%	77.64	155.61	-50%
PAT Margin	15%	18%	-300 BPS	14%	22%	-800 BPS
EPS	20.58	28.88	-29%	11.76	23.56	-50%

Commenting on the results Mr. S.K. Bangur, Chairman & Managing Director, West Coast Paper Mills Limited said: *“During the Current Quarter, in the first week of November, there was a major breakdown in one of the TG sets at company’s paper division at Dandeli, Karnataka. Accordingly, working of the Company got adversely impacted. The TG Set got restarted in the last week of December and now working normal.”*

About West Coast Paper Mills Limited

West Coast Paper Mills Limited (BSE: 500444, NSE: WSTCSTPAPR), one of the oldest and the largest producers of paper for printing, writing and packaging in India. Established in 1955, the company enjoys a pedigree standing over the past 69 years as premium brand in paper industry, widely acknowledged in India and abroad.

Safe Harbour


Certain statements in this “Release” may not be based on historical information or facts and may be “forward looking statements” within the meaning of applicable securities laws and regulations, including, but not limited to, those relating to general business plans & strategy of the Company, its future outlook & growth prospects, future developments in its businesses, its competitive & regulatory environment and management’s current views & assumptions which may not remain constant due to risks and uncertainties. Actual results could differ materially from those expressed or implied. The Company assumes no responsibility to publicly amend, modify or revise any statement, based on any subsequent development, information, or events, or otherwise. This “Release” does not constitute a prospectus, offering circular or offering memorandum or an offer to acquire any shares and should not be considered as a recommendation that any investor should subscribe for or purchase any of the Company’s shares. The financial figures in this “Release” have been rounded off to the nearest whole number. The financial results are standalone financials unless otherwise specified.

For further information, please connect with us:



West Coast Paper Mills Ltd.

Your Partner In Progress..

Company: West Coast Paper Limited	Investor Relations: Orient Capital
 West Coast Paper Mills Ltd. <i>Your Partner In Progress..</i>	 orient capital
Mr. Rajesh Bothra Chief Financial Officer Website: www.westcoastpaper.com	Mr. Nikunj Jain / Mr. Amar Yardi Email: nikunj.jain@linkintime.co.in / amar.yardi@linkintime.co.in Tel: +91 97690 60608 / +91 70451 21239