

Hindustan Media Ventures Limited

C-164, Sector-63, Noida
Dist. Gautam Budh Nagar UP - 201301
Ph. : 0120 - 4765650
E-mail : hmvlinvestor@livehindustan.com Website :
www.hmv.in
CIN: L21090BR1918PLC000013

08th May, 2024

BSE Limited
Phiroze Jeejeebhoy Towers,
Dalal Street,
Mumbai - 400 001

National Stock Exchange of India Limited
Exchange Plaza, 5th Floor,
Plot No. C-1, Block G,
Bandra-Kurla Complex, Bandra (E),
Mumbai - 400 051

Scrip Code: 533217

Trading Symbol: HMVL

Sub: Presentation on the Audited Financial Results of the Company for the quarter and financial year ended on 31st March, 2024

Dear Sir/Madam,

Pursuant to Regulation 30 of the SEBI (Listing Obligations and Disclosure Requirements) Regulations, 2015, please find enclosed the presentation on the Audited Financial Results of the Company for the quarter and financial year ended on 31st March, 2024.

We request you to take the above information on record.

Thanking you,

Yours faithfully,
For **Hindustan Media Ventures Limited**

(Nikhil Sethi)
Company Secretary

Encl: As above

Registered Office :
Budh Marg, Patna - 800001
Ph.: 0612-2223434, 2223772, 2223413, 2223314, 2222538
Fax : 0612-2226120

कादम्बिनी

हिन्दुस्तान

नंदन

HT MEDIA GROUP

Q4 & FY2023-24
Consolidated Results

 **HT Media Limited**

हिन्दुस्तान

Cautionary Statements

Certain statements in this presentation may be forward-looking.

Such forward looking statements are subject to risks and uncertainties like regulatory changes, local political and economic developments, technological risks, geo-political macro changes and many other factors that could cause our actual results to differ materially from those contained in the relevant forward-looking statements.

HT Media Group will not, in any way, be responsible for any action taken based on such statements and undertakes no obligation to publicly update these forward-looking statements to reflect subsequent events or circumstances.

This is a quarterly presentation webinar, combining information for the publicly listed companies “HT Media Limited” and its subsidiary “Hindustan Media Ventures Limited”. Key objective of this presentation is to facilitate a unified platform for quarterly performance discussion pertaining to both these companies. It is neither intended to be an exhaustive review nor does it intend to provide any trading, financial, legal advice and/or future outlook.

Chairperson's Message

“Reflecting on the past fiscal year, your Company saw growth in revenue and marked improvement in operating profitability on the back of improved consumer spending and rising engagement. This was further supported in the last two quarters of the year by the festive season and heightened political activity ahead of the national elections.

Cost rationalization in primary input commodities i.e. newsprint, enhanced the profitability of our Print business, which saw steady revenue from both advertising and circulation. Our Radio business recorded an increase in revenue and an improvement in profitability. In the Digital domain, our platforms Shine and OTTplay continued to expand, showing healthy revenue growth. Although investments in new business verticals moderated profitability for the year, we believe these to be critical for the future in an increasingly digital media landscape.

We remain cautious about ongoing global conflicts, which could lead to potential disruptions to supply lines and impact commodity costs, and continue to be proactive in monitoring these issues to mitigate their impact on our operations. As we move forward, we remain steadfast in our commitment to our journalistic principles and recognize our role as a trusted source of credible and engaging news and entertainment. We appreciate your continued support, which is vital as we navigate the evolving media environment and seek new opportunities for growth.

Thank you for your trust and partnership as we continue to build on this momentum.”

Mrs. Shobhana Bhartia

Chairperson and Editorial Director

HT Media Ltd. & Hindustan Media Ventures Ltd.

Table of Contents

PARTICULARS	SLIDE NO.
Consolidated Performance	5
Business Unit Performance	7
Print	8
Print – English	10
Print – Hindi (HMVL)	12
Radio	14
Digital	16
Annexures	20

CONSOLIDATED PERFORMANCE

Consolidated Financial Summary

in INR crore

- Healthy revenue growth for the quarter. Full year revenue remains flat owing to modest growth in Print segment
- EBITDA improvement and margin expansion seen for the year, primarily on account of newsprint
- Net cash balance continues to remain at robust levels

Particulars	Q4FY23	Q4FY24	YoY	FY'23	FY'24	YoY
Total Revenue	494	527	7%	1,862	1,886	1%
EBITDA ¹	14	64	362%	12	118	925%
<i>EBITDA margin (%)</i>	<i>3%</i>	<i>12%</i>		<i>1%</i>	<i>6%</i>	
PBT ¹	(34)	14	140%	(196)	(79)	60%
<i>PBT margin (%)</i>	<i>-7%</i>	<i>3%</i>		<i>-11%</i>	<i>-4%</i>	
Net Cash ²	935	884	-5%	935	884	-5%

¹ EBITDA and PBT are before exceptional items and share of JVs

² Balance at the end of the period

BUSINESS UNIT PERFORMANCE

PRINT

PRINT – ENGLISH

PRINT – HINDI

RADIO

DIGITAL

in INR crore

- Strong advertisement revenue for the quarter and flat for the year
- Significant improvement in Op. EBITDA margins for the quarter and full year

Particulars	Q4FY23	Q4FY24	YoY	FY'23	FY'24	YoY
Ad Revenue	269	293	9%	1,061	1,067	1%
Circulation Revenue	60	56	-6%	236	236	0%
Operating Revenue	374	376	1%	1,434	1,386	-3%
Operating EBITDA	15	46	219%	(3)	73	2833%
Op EBITDA margin (%)	4%	12%		0%	5%	

PRINT

PRINT – ENGLISH

PRINT – HINDI

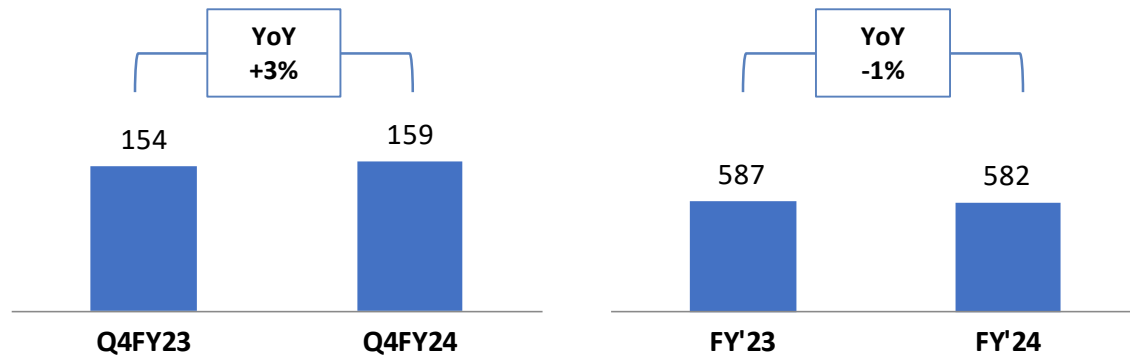
RADIO

DIGITAL

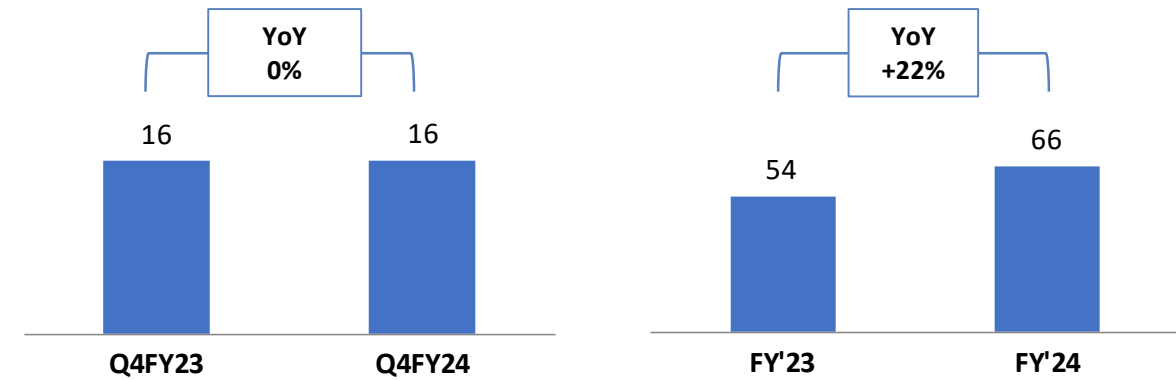
in INR crore

- Ad. revenue flat for the year, with growth in key sectors like Industrial, BFSI and IT; while Auto, Real Estate, and Retail remained subdued
- Circulation revenue improvement for the full year on the back of higher realization per copy

Advertisement Revenue



Circulation Revenue



PRINT

PRINT – ENGLISH

PRINT – HINDI

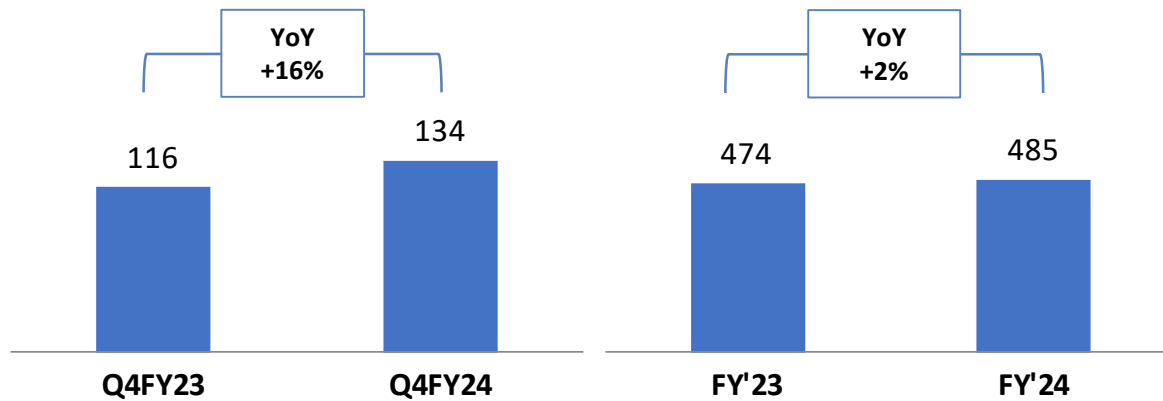
RADIO

DIGITAL

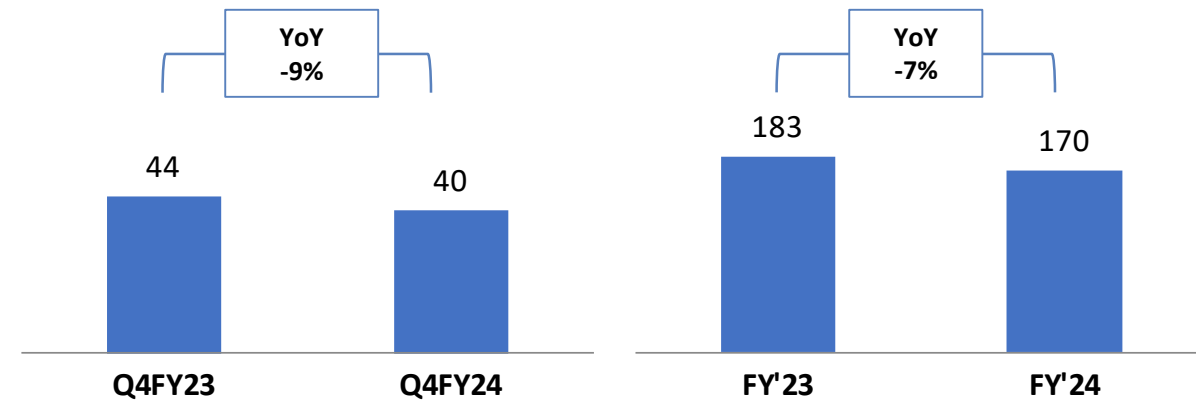
in INR crore

- Double digit growth in ad. revenue for the quarter, with growth in most commercial sectors except Retail and Auto
- Decline in circulation revenue on a sequential and annual basis

Advertisement Revenue



Circulation Revenue



PRINT

PRINT – ENGLISH

PRINT – HINDI

RADIO

DIGITAL

in INR crore

- Strong quarter for Radio, with revenue growth resulting in better op. EBITDA and margins

Particulars	Q4FY23	Q4FY24	YoY	FY'23	FY'24	YoY
Operating Revenue	36	48	31%	144	157	9%
Operating EBITDA	(3)	7	345%	7	13	80%
<i>Op EBITDA Margin (%)</i>	-7%	14%		5%	8%	

PRINT

PRINT – ENGLISH

PRINT – HINDI

RADIO

DIGITAL

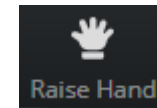
in INR crore

- Revenue improvement in all major digital verticals. Segment loss on account of ongoing investments in OTTplay

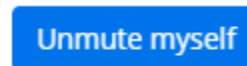
Particulars	Q4FY23	Q4FY24	YoY	FY'23	FY'24	YoY
Operating Revenue	32	43	37%	133	154	16%
Operating EBITDA	(22)	(40)	-80%	(75)	(113)	-51%
<i>Op EBITDA Margin (%)</i>	-71%	-94%		-56%	-73%	

Q&A

1. To ask a question, Click on “Raise Hand”



2. On your turn, click on “Unmute Myself”



3. Ask your question

HT Media Group

Hindustan Times House,
2nd Floor, 18-20, Kasturba Gandhi Marg
New Delhi – 110001, India

Anna Abraham
Aaditya Mulani

 IR@hindustantimes.com



Anvita Raghuram

 htmedia@churchgatepartners.com



ANNEXURES

in INR crore

Particulars	Q4FY23	Q4FY24	YoY	FY'23	FY'24	YoY
Operating Revenue	441	464	5%	1,711	1,695	-1%
Other Income	53	63	19%	151	191	26%
Total Revenue	494	527	7%	1,862	1,886	1%
Raw Materials & Change in Inventory	143	112	-22%	608	493	-19%
Employee Cost	98	111	12%	395	413	5%
Other expenses	239	241	1%	848	861	2%
EBITDA¹	14	64	362%	12	118	925%
<i>Margin (%)</i>	<i>3%</i>	<i>12%</i>		<i>1%</i>	<i>6%</i>	
PBT¹	(34)	14	140%	(196)	(79)	60%
<i>Margin (%)</i>	<i>-7%</i>	<i>3%</i>		<i>-11%</i>	<i>-4%</i>	

¹ EBITDA and PBT are before exceptional items and share of JVs

Note: Previous periods / years figures have been reclassified to confirm with current period / year, where applicable

Consolidated Balance Sheet – HT Media Ltd

in INR crore

As at 31 Mar'23	Particulars	As at 31 Mar'24
	ASSETS	
	Non- current assets	
1,311	Financial assets	981
989	Property, plant and equipment	919
419	Others	362
2,719	Total non-current assets	2,263
	Current assets	
157	Inventories	176
1,127	Financial assets	1,496
151	Other current assets	174
1,435	Total current assets	1,846
4,153	Total assets	4,108
	EQUITY AND LIABILITIES	
	Equity	
46	Equity share capital	46
1,753	Other equity	1,668
355	Non-controlling Interest	343
2,154	Total equity	2,057
	Liabilities	
	Non-current liabilities	
213	Financial liabilities	238
16	Deferred tax liabilities (Net)	7
12	Others	8
241	Total non-current liabilities	253
	Current liabilities	
1,537	Financial liabilities	1,572
221	Others	226
1,758	Total current liabilities	1,798
4,153	Total equity and liabilities	4,108

Consolidated P&L – Hindustan Media Ventures Ltd

in INR crore

Particulars	Q4FY23	Q4FY24	YoY	FY'23	FY'24	YoY
Operating Revenue	188	188	0%	713	704	-1%
Other Income	29	29	2%	78	107	36%
Total Revenue	217	218	0%	792	811	2%
Raw Materials & Change in Inventory	70	57	-19%	314	252	-20%
Employee Cost	37	47	25%	160	169	5%
Other expenses	90	106	17%	326	358	10%
EBITDA¹	19	8	-57%	(9)	32	457%
<i>Margin (%)</i>	<i>9%</i>	<i>4%</i>		<i>-1%</i>	<i>4%</i>	
PBT¹	9	(2)	-121%	(56)	(8)	86%
<i>Margin (%)</i>	<i>4%</i>	<i>-1%</i>		<i>-7%</i>	<i>-1%</i>	

¹ EBITDA and PBT are before exceptional items and share of JVs

Note: Previous periods / years figures have been reclassified to confirm with current period / year, where applicable

Consolidated Balance Sheet – Hindustan Media Ventures Ltd

in INR crore

As at 31 Mar'23	Particulars	As at 31 Mar'24
	ASSETS	
	Non- current assets	
907	Financial assets	685
349	Property, plant and equipment	335
109	Others	124
1,365	Total non-current assets	1,144
	Current assets	
64	Inventories	49
687	Financial assets	976
70	Other current assets	79
821	Total current assets	1,104
2,186	Total assets	2,248
	EQUITY AND LIABILITIES	
	Equity	
74	Equity share capital	74
1,402	Other equity	1,405
1,476	Total equity	1,479
	Liabilities	
	Non-current liabilities	
43	Financial liabilities	32
0	Others	0
43	Total non-current liabilities	32
	Current liabilities	
618	Financial liabilities	671
50	Others	66
667	Total current liabilities	737
2,186	Total equity and liabilities	2,248