

SMEL/SE/2023-24/71

November 08, 2023

**The Secretary, Listing Department
BSE Limited**
Phiroze Jeejeebhoy Towers
Dalal Street
Mumbai 400 001
Maharashtra, India
Scrip Code: **543299**

**The Manager - Listing Department
National Stock Exchange of India
Limited** "Exchange Plaza", 5th Floor,
Plot No. C/1, G Block, Bandra-Kurla
Complex, Bandra (East), Mumbai 400
051
Maharashtra, India
Symbol: **SHYAMMETL**

Sub: Sales Release for the Month Ended 31st October, 2023

Dear Sir/Madam,

Pursuant to Regulation 30 of SEBI (LODR) Regulations 2015, kindly find enclosed herewith the Sales Release of the Company for the Month ended 31st October, 2023.

This is for your information and records.

Thanking you,

Yours faithfully,

For Shyam Metals and Energy Limited




Birendra Kumar Jain
Company Secretary
Membership No. ACS 8305

Enclosed: As above





OUR BRANDS:



SHYAM METALICS AND ENERGY LIMITED

REG. OFFICE: Trinity Tower, 7th Floor, 83, Topsia Road, Kolkata - 700 046, West Bengal, CIN: L40109WB2002PLC095491 GSTIN: 19AAHCS5842A2ZD

SALES & MARKETING OFFICE: Viswakarma Building, North West Block, 1st, 2nd & 3rd Floor, 86C, Topsia Road, Kolkata - 700 046

T: +91 33 4016 4001 F: +91 33 4016 4025 Email: contact@shyamgroup.com Web: www.shyammetalics.com Follow us on:    

Sales Release for the month of October 2023

Sponge Iron

Particulars	Monthly Performance				
	October	October	% Change	September	% Change
	FY24	FY23		FY24	
Quantity in Tonnes	84,902	54,192	56.7%	65,783	29.1%
Average Realisation Per Tonne	28,071	30,634	-8.4%	29,903	-6.1%

- Owing to increased capacities there has been an increase of 56.7% in sale volume as compared to the same month YOY and increase of 29.1% in sale volume MOM. With decrease in prices of raw material the realization's have remained muted both on YOY basis and MOM basis.

Steel Billets

Particulars	Monthly Performance				
	October	October	% Change	September	% Change
	FY24	FY23		FY24	
Quantity in Tonnes	6,552	16,294	-59.8%	7,059	-7.2%
Average Realisation Per Tonne	42,202	47,523	-11.2%	44,196	-4.5%

- With new finished steel capacities coming onstream the billet volume sale in the markets reduced by 7.2% as compared to previous Month but and 59.8% on a YOY basis. Following the price pattern in DRI the average realization per ton has decreased by 4.5% on MOM basis and 11.2% on a YOY basis.

Long Steel including TMT, Wire Rods, Structurals

Particulars	Monthly Performance				
	October	October	% Change	September	% Change
	FY24	FY23		FY24	
Quantity in Tonnes	1,02,057	93,556	9.1%	85,187	19.8%
Average Realisation Per Tonne	48,343	52,518	-7.9%	49,316	-2.0%

- As compared to the previous Month the Long steel volumes have increased by 19.8% with realization being down by 2% as compared to the Month gone by.

OUR BRANDS:



SHYAM METALICS AND ENERGY LIMITED

REG. OFFICE: Trinity Tower, 7th Floor, 83, Topsia Road, Kolkata - 700 046, West Bengal, CIN: L40109WB2002PLC095491 GSTIN: 19AAHCS5842A2ZD

SALES & MARKETING OFFICE: Viswakarma Building, North West Block, 1st, 2nd & 3rd Floor, 86C, Topsia Road, Kolkata - 700 046

T: +91 33 4016 4001 F: +91 33 4016 4025 Email: contact@shyamgroup.com Web: www.shyammetalics.com Follow us on:

Steel

Particulars	Monthly Performance				
	October	October	%	September	%
	FY24	FY23	Change	FY24	Change
Quantity in Tonnes	1,93,511	1,64,042	18.0%	1,58,029	22.5%
Average Realisation Per Tonne	39,241	44,792	-12.4%	41,006	-4.3%

- There has been an overall growth in Steel sale comprising the sale of Sponge, Billets and finished steel as stated above owing to overall capacity increase.

Pellet

Particulars	Monthly Performance				
	October	October	%	September	%
	FY24	FY23	Change	FY24	Change
Quantity in Tonnes	92,520	61,999	49.2%	82,709	11.9%
Average Realisation Per Tonne	9,028	7,406	21.9%	9,019	0.1%


- The pellet markets have shown some improvement on a mom basis with volumes up by 11.9% and realisations remaining steady.

Ferro Alloys

Particulars	Monthly Performance				
	October	October	%	September	%
	FY24	FY23	Change	FY24	Change
Quantity in Tonnes	9,131	15,752	-42.0%	13,616	-32.9%
Average Realisation Per Tonne	93,472	90,050	3.8%	99,034	-5.6%

- There has been muted demand in the export markets for Ferro products owing to increased shipping costs leading to reduction in volumes by 32.9% MOM and realization have also decreased by 5.6% on a MOM basis.

OUR BRANDS:



SHYAM METALICS AND ENERGY LIMITED

REG. OFFICE: Trinity Tower, 7th Floor, 83, Topsia Road, Kolkata - 700 046, West Bengal, CIN: L40109WB2002PLC095491 GSTIN: 19AAHCS5842A2ZD

SALES & MARKETING OFFICE: Viswakarma Building, North West Block, 1st, 2nd & 3rd Floor, 86C, Topsia Road, Kolkata - 700 046

T: +91 33 4016 4001 F: +91 33 4016 4025 Email: contact@shyamgroup.com Web: www.shyammetalics.com Follow us on:

Aluminium Foil

Particulars	Monthly Performance				
	October	October	% Change	September	% Change
	FY24	FY23		FY24	
Quantity in Tonnes	1,311	940	39.6%	1,106	18.6%
Average Realisation Per Tonne	3,07,369	3,60,426	-14.7%	3,21,413	-4.4%

- On a MOM basis the volumes have grown by 18.6% and 39.6% on a YOY basis. The realisations have decreased by 4.4% owing to reduction in cost of Aluminium Foil stock.

About Shyam Metals And Energy Limited (SMEL)

SMEL is a leading integrated metal producing company based in India with a focus on long steel products and ferro alloys. We are amongst the largest producers of Ferro alloys, one of the leading players in terms of pellet capacity and the fourth largest player in the sponge iron industry in terms of sponge iron capacity in India.

We have a diversified product mix which enables us to sell both intermediates and final products across the steel value chain. The Company has a consistent track record of delivering profitability since the commencement of our operations in Fiscal 2005.

SMEL has received an upgraded rating of CRISIL AA (Stable) for Long Term Bank Facilities, CRISILA 1+ (Stable) for Short Term Bank Facilities. SMEL is one of the least leveraged Steel Company in India.



OUR BRANDS:



SHYAM METALICS AND ENERGY LIMITED

REG. OFFICE: Trinity Tower, 7th Floor, 83, Topsia Road, Kolkata - 700 046, West Bengal, CIN: L40109WB2002PLC095491 GSTIN: 19AAHCS5842A2ZD

SALES & MARKETING OFFICE: Viswakarma Building, North West Block, 1st, 2nd & 3rd Floor, 86C, Topsia Road, Kolkata - 700 046

T: +91 33 4016 4001 F: +91 33 4016 4025 Email: contact@shyamgroup.com Web: www.shyammetalics.com Follow us on: