

Date: 21st May, 2024

The Secretary National Stock Exchange of India Limited Exchange Plaza, C-1, Block 'G' Bandra- Kurla Complex, Bandra (E) Mumbai – 400 051 Symbol - DOLLAR	The Secretary BSE Limited Phiroze Jeejeebhoy Towers Dalal Street Mumbai – 400 001 Scrip Code - 541403
---	--

Dear Sir / Madam,

Reg: Outcome of Board Meeting held on 21st May 2024

With further reference to our letter of 13th May 2024, the Board of Directors of the Company at its meeting held on date i.e 21st May, 2024 has, inter alia, transacted the following:

1. Reviewed and approved the audited financial results (both Standalone and Consolidated) for the quarter and year ended 31st March 2024 and have taken note of the Audit Report as issued by the Statutory Auditors on the aforesaid results and the same is enclosed along with declaration with respect to unmodified opinions in the Audit Report of the Statutory Auditors and placed before the Board pursuant to Regulation 30(6) and 33 of SEBI (Listing Obligations and Disclosure Requirements) Regulations, 2015 ;
2. Reviewed and approved the audited annual accounts (both Standalone and Consolidated) of the Company for the financial year ended on 31st March 2024;
3. Recommended a dividend of 150 % (₹ 3/-per share) on the paid-up value of ₹ 2/- per share;
4. Approved Directors' Report and Notice for the Annual General Meeting for the financial year 2023-24. The Annual General Meeting is scheduled to be held on Friday, 2nd August 2024.

Please note that the meeting commenced at 3.00 pm (IST) and concluded at 5.00 p.m (IST)

This may please be informed to the members of your Stock Exchanges.

Thanking you,
Yours Sincerely,
For Dollar Industries Limited

LALIT LOHIA
Digitally signed by LALIT LOHIA
Date: 2024.05.21 17:09:13 +05'30'

Lalit Lohia
Company Secretary and Compliance Officer

Encl: As above

DOLLAR INDUSTRIES LTD.

(AN ISO 9001:2015 CERTIFIED ORGANISATION)

Regd. Office Om Tower 15th Floor 32 J. L. Nehru Road Kolkata 700071 India
+ 91 33 2288 4064-66 +91 33 2288 4063 care@dollarglobal.in dollarglobal.in
CIN NO. : L17299WB1993PLC0568969

Independent Auditor's Report on Standalone Annual Financial Results of Dollar Industries Limited pursuant to the Regulation 33 of the SEBI (Listing Obligations and Disclosure Requirements) Regulations, 2015 (as amended)

INDEPENDENT AUDITORS' REPORT

TO THE BOARD OF DIRECTORS OF DOLLAR INDUSTRIES LIMITED

Report on the Audit of Standalone Annual Financial Results

Opinion

1. We have audited the accompanying standalone annual financial results of Dollar Industries Limited (hereinafter referred to as the 'Company') for the year ended March 31, 2024, and the standalone statement of assets and liabilities and standalone statement of cash flows as at and for the year ended on that date and notes thereon attached herewith, being submitted by the Company pursuant to the requirement of Regulations 33 of the SEBI (Listing Obligations and Disclosure Requirements) Regulations, 2015, as amended ('Listing Regulations').
2. In our opinion and to the best of our information and according to the explanations given to us, the aforesaid standalone annual financial results:
 - (i) are presented in accordance with the requirements of Regulation 33 of the Listing Regulations in this regard; and
 - (ii) gives a true and fair view in conformity with the recognition and measurement principles laid down in the applicable Indian Accounting Standards ("Ind AS") prescribed under section 133 of the Companies Act 2013 (the Act) and other accounting principles generally accepted in India, of the net profit and other comprehensive income and other financial information of the Company for the year ended March 31, 2024 and the standalone statement of assets and liabilities and standalone statement of cash flows as at and for the year ended on that date.

Basis for Opinion

3. We conducted our audit in accordance with the Standards on Auditing (SAs) specified under Section 143(10) of the Companies Act, 2013 (the Act). Our responsibilities under those SAs are further described in the 'Auditor's Responsibilities for the Audit of the standalone annual financial results' section of our report. We are independent of the Company in accordance with the Code of Ethics issued by the Institute of Chartered Accountants of India together with the ethical requirements that are relevant to our audit of the standalone financial statements under the provisions of the Act and the Rules there under, and we have fulfilled our other ethical responsibilities in accordance with these requirements and the Code of Ethics. We believe that the audit evidence obtained by us is sufficient and appropriate to provide a basis for our opinion on the standalone annual financial results.



Management's and Board of Director's responsibilities for the Standalone Annual Financial Results

4. These standalone annual financial results have been prepared on the basis of the standalone annual financial statements. The Company's Management and the Board of Directors are responsible for the preparation and presentation of these standalone annual financial results that give a true and fair view of the state of affairs, net profit and other comprehensive income, changes in equity and cash flows of the Company in accordance with the recognition and measurement principles laid down in the Indian Accounting Standards prescribed under Section 133 of the Act read with relevant rules issued there under and other accounting principles generally accepted in India and in compliance with Regulations 33 of the Listing Regulations. This responsibility also includes maintenance of adequate accounting records in accordance with the provisions of the Act for safeguarding of the assets of the Company and for preventing and detecting frauds and other irregularities; selection and application of appropriate accounting policies; making judgments and estimates that are reasonable and prudent; and the design, implementation and maintenance of adequate internal financial controls, that were operating effectively for ensuring accuracy and completeness of the accounting records, relevant to the preparation and presentation of the standalone annual financial statements that give a true and fair view and are free from material misstatement, whether due to fraud or error.
5. In preparing the standalone annual financial results, the Management and the Board of Directors of the Company are responsible for assessing the ability of the Company to continue as a going concern, disclosing, as applicable, matters related to going concern and using the going concern basis of accounting unless the Board of Directors either intends to liquidate the Company or to cease operations, or has no realistic alternative but to do so.
6. The Board of Directors of the Company are responsible for overseeing the financial reporting process of the Company.

Auditor's responsibilities for the Audit of the Standalone Annual Financial Results

7. Our objectives are to obtain reasonable assurance about whether the standalone annual financial results as a whole are free from material misstatement, whether due to fraud or error, and to issue an auditor's report that includes our opinion. Reasonable assurance is a high level of assurance, but is not a guarantee that an audit conducted in accordance with SAs will always detect a material misstatement when it exists. Misstatements can arise from fraud or error and are considered material if, individually or in the aggregate, they could reasonably be expected to influence the economic decisions of users taken on the basis of these standalone annual financial results.
8. As part of an audit in accordance with SAs, we exercise professional judgment and maintain professional skepticism throughout the audit. We also:



- Identify and assess the risks of material misstatement of the standalone annual financial results, whether due to fraud or error, design and perform audit procedures responsive to those risks, and obtain audit evidence that is sufficient and appropriate to provide a basis for our opinion. The risk of not detecting a material misstatement resulting from fraud is higher than for one resulting from error, as fraud may involve collusion, forgery, intentional omissions, misrepresentations, or the override of internal control.
 - Obtain an understanding of internal control relevant to the audit in order to design audit procedures that are appropriate in the circumstances. Under Section 143(3)(i) of the Act, we are also responsible for expressing our opinion through a separate report on the complete set of financial statements on whether the Company has adequate internal financial controls with reference to financial statements in place and the operating effectiveness of such controls.
 - Evaluate the appropriateness of accounting policies used and the reasonableness of accounting estimates and related disclosures in the standalone annual financial results made by the Management and Board of Directors.
 - Conclude on the appropriateness of the Management and Board of Directors use of the going concern basis of accounting and, based on the audit evidence obtained, whether a material uncertainty exists related to events or conditions that may cast significant doubt on the appropriateness of this assumption. If we conclude that a material uncertainty exists, we are required to draw attention in our auditor's report to the related disclosures in the standalone annual financial results or, if such disclosures are inadequate, to modify our opinion. Our conclusions are based on the audit evidence obtained up to the date of our auditor's report. However, future events or conditions may cause the Company to cease to continue as a going concern.
 - Evaluate the overall presentation, structure and content of the standalone annual financial results, including the disclosures, and whether the standalone annual financial results represent the underlying transactions and events in a manner that achieves fair presentation.
9. We communicate with those charged with governance of the Company regarding, among other matters, the planned scope and timing of the audit and significant audit findings, including any significant deficiencies in internal control that we identify during our audit.
10. We also provide those charged with governance with a statement that we have complied with relevant ethical requirements regarding independence, and to communicate with them all relationships and other matters that may reasonably be thought to bear on our independence, and where applicable, related safeguards



11. Materiality is the magnitude of misstatements in the standalone annual financial results that individually or in aggregate, makes it probable that the economic decisions of a reasonably knowledgeable user of the standalone annual financial results may be influenced. We consider quantitative materiality and qualitative factors in (i) planning the scope of our audit work and in evaluating the results of our work; and (ii) to evaluate the effect of any identified misstatements in the standalone annual financial results.

Other matters

12. The standalone annual financial results include the results for the quarter ended March 31, 2024 being the balancing figure between the audited figures in respect of the full financial year and the published unaudited year to date up to the third quarter of the current financial year which were subject to limited review by us as required under the Listing Regulations.



For Singhi & Co.
Chartered Accountants
Firm Registration No: 302049E

A handwritten signature in black ink, which appears to be "Rahul Bothra".

(RAHUL BOTHRA)
Partner

Membership Number: 057330
UDIN: 24067330BKFY8J9309

Place: Kolkata
Date: May 21, 2024

(₹ in Lakhs)

Statement of Audited Standalone Financial Results for the three months and year ended March 31, 2024

SN	Particulars	Three months ended			Year ended	
		31/03/2024 (Audited)	31/12/2023 (Unaudited)	31/03/2023 (Audited)	31/03/2024 (Audited)	31/03/2023 (Audited)
I	Revenue from operations	48,836.91	32,969.88	40,635.04	154,912.90	139,380.05
II	Other income	205.24	122.22	122.34	446.81	471.87
III	Total income (I+II)	49,042.15	33,092.10	40,757.38	155,359.71	139,851.92
IV	Expenses					
	Cost of materials consumed	21,029.29	20,643.83	16,700.64	81,005.41	63,872.32
	Changes in inventories of finished goods and work-in-progress	2,942.13	(6,983.78)	7,677.99	(9,275.53)	11,901.01
	Employee benefits expense	2,350.58	2,202.85	2,099.04	8,899.06	7,691.15
	Finance costs	590.47	466.78	339.99	1,784.85	1,421.80
	Depreciation and amortization expense	663.77	616.21	425.88	2,122.32	1,763.50
	Sub-contract expenses	9,941.13	8,182.51	6,287.78	33,396.66	22,328.63
	Other expenses	7,127.73	5,703.52	6,709.39	25,559.95	23,731.76
	Total expenses (IV)	44,645.10	30,831.92	40,240.71	143,492.72	132,710.17
V	Profit from operations before exceptional items and tax (III-IV)	4,397.05	2,260.18	516.67	11,866.99	7,141.75
	Exceptional items	-	-	-	-	-
V	Profit before tax	4,397.05	2,260.18	516.67	11,866.99	7,141.75
VI	Tax expenses					
	(1) Current tax	1,050.98	498.78	191.13	3,004.32	1,975.77
	(2) Tax related to earlier years	(2.35)	(91.68)	(0.14)	(197.75)	(553.56)
	(3) Deferred tax	146.51	80.88	(42.00)	121.38	(104.28)
	Total tax expenses (1+2+3)	1,195.14	487.98	148.99	2,927.95	1,317.93
VII	Profit for the period (V-VI)	3,201.91	1,772.20	367.68	8,939.04	5,823.82
VIII	Other comprehensive income / (loss)					
	Items that will not be reclassified to profit or loss in subsequent periods:					
	(1) Re-measurement gain/ (losses) on defined benefit plans	3.50	-	62.86	69.70	87.80
	(2) Income tax on above	11.88	-	(15.82)	(4.78)	(22.10)
	Items that will be reclassified to profit or loss in subsequent periods:	-	-	-	-	-
	Other comprehensive income (net of tax)	15.38	-	47.04	64.92	65.70
IX	Total Comprehensive income for the period (VII+VIII)	3,217.29	1,772.20	414.72	9,003.96	5,889.52
X	Paid-up equity share capital (of ₹ 2/- each)	1,134.32	1,134.32	1,134.32	1,134.32	1,134.32
XI	Other equity	-	-	-	77,938.13	70,635.65
XII	Earnings per equity share (of ₹ 2/- each) (Not Annualised for the quarter)					
	(1) Basic (₹)	5.65	3.12	0.65	15.76	10.27
	(2) Diluted (₹)	5.65	3.12	0.65	15.76	10.27

Notes:

1) The above Audited Standalone Financial Results, have been reviewed by the Audit Committee and approved by the Board of Directors at their respective meetings held on May 21, 2024. The Statutory Auditors have conducted audit of the above standalone financial results.



DOLLAR INDUSTRIES LTD.


Notes (Contd.):

- 2) The Standalone Financial Results have been prepared in accordance with the recognition and measurement principles laid down in the applicable Indian Accounting Standards ("Ind AS") prescribed under section 133 of the Companies Act, 2013 read with relevant rules thereunder and in terms of Regulations 33 of the SEBI (Listing Obligations and Disclosure Requirements) Regulation 2015 ("the Regulation") as amended.
- 3) As the Company's business activity falls within a single significant primary business segment i.e. "Garment & Hosiery and related service", no separate segment information is disclosed. These, in the context of Ind AS 108 on "Operating Segments Reporting" are considered to constitute one segment and hence, the Company has not made any additional segment disclosures.
- 4) Figures for the three months ended March 31, 2024 and March 31, 2023 are the balancing figures between audited figures in respect of full financial year and the published year to date figures up to the third quarter of the respective financial years which has been subjected to limited review by Statutory Auditors.
- 5) The Board of Directors of the Company has recommended a dividend @ 150 % (₹ 3.00 per equity share) on the face value ₹ 2/- each (fully paid up).
- 6) The previous period figures have been regrouped wherever necessary, to conform to the current period figures.

Place : Kolkata
Date : May 21, 2024



By Order of the Board of Directors
For Dollar Industries Limited




Vinod Kumar Gupta
(Managing Director)
DIN: 00877949

Standalone Statement of Assets and Liabilities as at March 31, 2024

Particulars	31/03/2024	31/03/2023
	Audited	Audited
A ASSETS		
(1) Non-current assets	21,134.70	8,299.84
(a) Property, plant and equipment	1,685.01	8,481.38
(b) Capital work-in-progress	1,529.66	1,416.92
(c) Right of use assets	342.09	6.56
(d) Other intangible assets	-	293.12
(e) Intangible assets under development	1,510.64	1,521.50
(f) Investment in Subsidiary and Joint Venture	-	-
(g) Financial assets	10.00	10.00
(i) Investments	241.22	225.10
(ii) Other financial assets	117.83	243.99
(h) Deferred tax assets (net)	1,171.57	1,045.99
(i) Non-current tax assets (net)	2,032.55	1,633.11
(j) Other Assets	-	-
Non-current assets	29,775.27	23,177.51
(2) Current assets	46,718.78	35,235.53
(a) Inventories	-	-
(b) Financial assets	48,050.75	42,831.03
(i) Trade receivables	12.19	16.20
(ii) Cash and cash equivalents	5.76	6.64
(iii) Bank balances other than (ii) above	104.87	276.78
(iv) Others financial assets	7,956.60	6,383.53
(c) Other current assets	-	-
Current assets	102,848.95	84,749.71
TOTAL ASSETS	132,624.22	107,927.22
B EQUITY AND LIABILITIES		
(1) Equity	1,134.32	1,134.32
(a) Equity share capital	77,938.13	70,635.65
(b) Other equity	79,072.45	71,769.97
Total Equity	79,072.45	71,769.97
(2) LIABILITIES		
Non-Current Liabilities		
(a) Financial liabilities	3,004.92	14.38
(i) Borrowings	1,159.92	1,109.26
(ii) Lease liabilities	893.97	729.07
(b) Provisions	5,058.84	1,852.71
Non-Current Liabilities	5,058.84	1,852.71
Current Liabilities		
(a) Financial liabilities	25,549.78	16,147.28
(i) Borrowings	350.71	257.03
(ii) Lease Liabilities	-	-
(iii) Trade payables	145.43	352.74
Total outstanding dues of micro enterprises and small enterprises	17,635.31	13,333.54
Total outstanding dues of creditors other than micro enterprises and small enterprises	3,929.74	3,616.59
(iv) Other financial liabilities	503.07	591.40
(b) Other current liabilities	6.20	5.96
(c) Provisions	372.72	-
(d) Current tax liabilities (net)	48,492.96	34,304.54
Current Liabilities	48,492.96	34,304.54
TOTAL EQUITY AND LIABILITIES	132,624.22	107,927.22

 Place : Kolkata
 Date : May 21, 2024

 By Order of the Board of Directors
 For Dollar Industries Limited


 Vinod Kumar Gupta
 (Managing Director)
 DIN: 00877949

Standalone Statement of Cash Flow for the year ended March 31, 2024

Particulars	For the	For the
	Year ended	Year ended
	31/03/2024	31/03/2023
	(Audited)	(Audited)
Cash flow from Operating Activities		
Profit before tax	11,866.99	7,141.75
Adjustments to reconcile profit before tax to net cash flows :		
Depreciation and amortisation	2,122.32	1,763.50
Provision for doubtful debts	361.19	76.92
Provision for doubtful other receivables	90.00	-
Provision for investment in Joint Venture	10.86	-
Diminution in value of other investment	-	21.73
Receivables written off	132.84	111.51
Provisions and liabilities written back	(44.24)	(98.72)
(Profit) Loss on sale of property, plant and equipment (net)	(2.42)	(26.72)
Unrealised foreign exchange fluctuations	(18.61)	(10.76)
Interest income	(48.03)	(47.27)
Profit / (Loss) on Termination of ROU	(0.76)	(2.72)
Finance costs	1,550.97	1,431.80
Operating profit before working capital changes	16,021.17	10,351.02
Changes in working capital :		
(Increase) Decrease in trade receivables	(5,695.14)	(2,800.05)
(Increase) Decrease in inventories	(11,483.25)	12,285.40
(Increase) Decrease in loans, financial assets and other assets	(1,514.79)	(113.27)
Increase (Decrease) in trade payables	4,138.72	(3,826.39)
Increase (Decrease) in financial liabilities and other liabilities	224.63	663.88
Increase (Decrease) in provisions	234.84	214.37
Cash generated/ (used in) from Operating Activities	1,926.18	16,774.96
Income Tax paid (net of refund)	(2,559.43)	(2,818.44)
A. Net cash generated/(used in) from Operating Activities	(633.25)	13,956.52
Cash flow from Investing Activities		
Purchase of Property, plant and equipment including Capital WIP and Rights of Use	(7,827.42)	(5,527.25)
Purchase of intangible assets and intangible assets under development	(341.86)	(31.69)
Sale of Property, plant and equipment	3.90	82.07
Investment in Joint Venture	-	(200.00)
Payment towards acquisition of shares of subsidiary	-	(332.50)
Security Deposit on ROU	(10.16)	(5.71)
Interest received	48.03	47.27
B. Net cash generated/(used in) Investing Activities	(8,127.51)	(5,967.81)
Cash flow from Financing Activities		
Proceeds from long term borrowings	3,427.15	-
Repayments of long term borrowings including current maturities	(436.61)	(172.36)
(Repayments) Proceeds from short term borrowings (net)	9,402.50	(4,232.94)
Payments of lease liabilities (Principal)	(384.24)	(492.95)
Dividend paid	(1,701.48)	(1,701.48)
Interest paid	(1,550.57)	(1,393.41)
C. Net cash generated from/ (used in) Financing Activities	8,756.75	(7,993.14)
D. Net Increase/(Decrease) in Cash and Cash Equivalents (A+B+C)	(4.01)	(4.43)
Opening Cash and Cash Equivalents	16.20	20.63
Closing Cash and Cash Equivalents	12.19	16.20

The above Consolidated Statement of Cash Flow has been prepared under the 'Indirect Method' as set out in Ind AS 7, 'Statement of Cash Flows'.

Place : Kolkata
Date : May 21, 2024



By Order of the Board of Directors
For Dollar Industries Limited

Vinod Kumar Gupta
(Managing Director)
DIN: 00877949

Independent Auditor's Report on Consolidated Annual Financial Results of Dollar Industries Limited pursuant to the Regulation 33 of the SEBI (Listing Obligations and Disclosure Requirements) Regulations, 2015 (as amended)

INDEPENDENT AUDITORS' REPORT

TO THE BOARD OF DIRECTORS OF DOLLAR INDUSTRIES LIMITED

Report on the Audit of Consolidated Annual Financial Results

Opinion

1. We have audited the accompanying consolidated annual financial results of **Dollar Industries Limited** (hereinafter referred to as the 'Parent Company'), its subsidiary (the Parent Company and its subsidiary together referred to as 'the Group') and its joint venture for the year ended March 31, 2024, and the consolidated statement of assets and liabilities and consolidated statement of cash flows as at and for the year ended on that date and notes thereon, attached herewith, being submitted by the Company pursuant to the requirement of Regulation 33 of the SEBI (Listing Obligations and Disclosure Requirements) Regulations, 2015, as amended ('Listing Regulations').
2. In our opinion and to the best of our information and according to the explanations given to us, the aforesaid consolidated annual financial results:

(i) includes the financial results of entities given below:

Name of the Entity	Relationship
Dollar Industries Limited	Parent Company
Dollar Garments Private Limited	Subsidiary
Pepe Jeans Innerfashion Private Limited	Joint Venture

(ii) are presented in accordance with the requirements of Regulation 33 of the Listing Regulations in this regard; and

(iii) give a true and fair view in conformity with the recognition and measurement principles laid down in the Indian Accounting Standards ("Ind AS") prescribed under Section 133 of the Companies Act 2013 (the Act), and other accounting principles generally accepted in India, of the net profit and other comprehensive income and other financial information of the Company for the year ended March 31, 2024, the consolidated statement of assets and liabilities and consolidated statement of cash flows as at and for the year ended on that date.



Basis for opinion

3. We conducted our audit in accordance with the Standards on Auditing (SAs) specified under Section 143(10) of the Companies Act, 2013 (the Act). Our responsibilities under those SAs are further described in the 'Auditor's Responsibilities for the Audit of the consolidated annual financial results' section of our report. We are independent of the Group and its joint venture in accordance with the Code of Ethics issued by the Institute of Chartered Accountants of India together with the ethical requirements that are relevant to our audit of the consolidated financial statements under the provisions of the Act and the Rules there under, and we have fulfilled our other ethical responsibilities in accordance with these requirements and the Code of Ethics. We believe that the audit evidence obtained by us is sufficient and appropriate to provide a basis for our opinion on the consolidated annual financial results.

Management's and Board of Director's responsibilities for the consolidated financial results

4. These consolidated annual financial results have been prepared on the basis of the consolidated annual financial statements. The Parent Company's Board of Directors are responsible for the preparation and presentation of these consolidated annual financial results that give a true and fair view of the state of affairs, net profit and other comprehensive income, changes in equity and cash flow of the Group including its Joint Venture in accordance with the recognition and measurement principles laid down in the Indian Accounting Standards prescribed under Section 133 of the Act read with relevant rules issued there under and other accounting principles generally accepted in India and in compliance with Regulation 33 of the Listing Regulations. The respective Board of Directors of the Companies included in the Group and joint venture are responsible for maintenance of adequate accounting records in accordance with the provisions of the Act for safeguarding of the assets of each Company and for preventing and detecting frauds and other irregularities; selection and application of appropriate accounting policies; making judgments and estimates that are reasonable and prudent; and the design, implementation and maintenance of adequate internal financial controls, that were operating effectively for ensuring accuracy and completeness of the accounting records, relevant to the preparation and presentation of the consolidated financial statements that give a true and fair view and are free from material misstatement, whether due to fraud or error, which have been used for the purpose of preparation of the consolidated annual financial results by the Directors of the Parent Company, as aforesaid.
5. In preparing the consolidated annual financial results, the respective Board of Directors of the companies included in the Group and its joint venture are responsible for assessing the ability of each Company to continue as a going concern, disclosing, as applicable, matters related to going concern and using the going concern basis of accounting unless the Board of Directors either intends to liquidate the Company or to cease operations, or has no realistic alternative but to do so.
6. The respective Board of Directors of the Companies included in the group and its joint venture are responsible for overseeing the financial reporting process of each Company.



Auditor's responsibilities for the audit of the consolidated financial results

7. Our objectives are to obtain reasonable assurance about whether the consolidated annual financial results as a whole are free from material misstatement, whether due to fraud or error, and to issue an auditor's report that includes our opinion. Reasonable assurance is a high level of assurance, but is not a guarantee that an audit conducted in accordance with SAs will always detect a material misstatement when it exists. Misstatements can arise from fraud or error and are considered material if, individually or in the aggregate, they could reasonably be expected to influence the economic decisions of users taken on the basis of these consolidated annual financial results.
8. As part of an audit in accordance with SAs, we exercise professional judgment and maintain professional skepticism throughout the audit. We also:
 - Identify and assess the risks of material misstatement of the consolidated financial results, whether due to fraud or error, design and perform audit procedures responsive to those risks, and obtain audit evidence that is sufficient and appropriate to provide a basis for our opinion. The risk of not detecting a material misstatement resulting from fraud is higher than for one resulting from error, as fraud may involve collusion, forgery, intentional omissions, misrepresentations, or the override of internal control.
 - Obtain an understanding of internal control relevant to the audit in order to design audit procedures that are appropriate in the circumstances. Under Section 143(3)(i) of the Act, we are also responsible for expressing our opinion on whether the Companies in the Group and its joint-venture has adequate internal financial controls with reference to financial statements in place and the operating effectiveness of such controls.
 - Evaluate the appropriateness of accounting policies used and the reasonableness of accounting estimates and related disclosures in the consolidated annual financial results made by the Management and Board of Directors.
 - Conclude on the appropriateness of the Management and Board of Directors use of the going concern basis of accounting and, based on the audit evidence obtained, whether a material uncertainty exists related to events or conditions that may cast significant doubt on the ability of the Group and its joint venture to continue as a going concern. If we conclude that a material uncertainty exists, we are required to draw attention in our auditor's report to the related disclosures in the consolidated financial results or, if such disclosures are inadequate, to modify our opinion. Our conclusions are based on the audit evidence obtained up to the date of our auditor's report. However, future events or conditions may cause the Group (Parent and subsidiary) as well as joint venture to cease to continue as a going concern.
 - Evaluate the overall presentation, structure and content of the consolidated annual financial results, including the disclosures, and whether the consolidated annual financial results represent the underlying transactions and events in a manner that achieves fair presentation.



- Obtain sufficient appropriate audit evidence regarding the annual financial results/financial information of the entities within the Group and its joint venture to express an opinion on the consolidated annual financial results. We are responsible for the direction, supervision and performance of the audit of the financial information of entity included in the annual consolidated financial results of which we are independent auditors. For the other entities included in the consolidated annual financial results, which have been audited by other auditors, such other auditors remain responsible for the direction, supervision and performance of the audits carried out by them. We remain solely responsible for our audit opinion. Our responsibilities in this regard are further described in paragraph 13 of the section titled "Other Matters" in this audit report.
9. We communicate with those charged with governance of the Parent Company, among other matters, the planned scope and timing of the audit and significant audit findings, including any significant deficiencies in internal control that we identify during our audit.
 10. We also provide to those charged with governance with a statement that we have complied with relevant ethical requirements regarding independence and to communicate with them all relationships and other matters that may reasonably be thought to bear on our independence, and where applicable, related safeguards.
 11. Materiality is the magnitude of misstatements in the consolidated annual financial results that, individually or in aggregate, makes it probable that the economic decisions of a reasonably knowledgeable user of the consolidated annual financial results may be influenced. We consider quantitative materiality and qualitative factors in (i) planning the scope of our audit work and in evaluating the results of our work; and (ii) to evaluate the effect of any identified misstatements in the consolidated annual financial results.
 12. We also performed procedures in accordance with the circular issued by the SEBI under Regulation 33(8) of the Listing Regulations, as amended, to the extent applicable.

Other Matters

13. The consolidated annual financial results include the Group's share of total assets of Rs. 3,536.80 lakhs and net assets of Rs. 816.12 lakhs (before consolidation adjustments) as at March 31, 2024, total revenue of Rs. 2,340.66 lakhs (before consolidation adjustments), net profit of Rs. 351.77 lakhs (before consolidation adjustments), total comprehensive income (comprising of profit and other comprehensive income) of Rs. 351.77 lakhs (before consolidation adjustments) for the year ended March 31, 2024 respectively and net cash inflow amounting to Rs. 199.25 Lakhs (before consolidation adjustments) for the year ended March 31, 2024, respectively as considered in the consolidated annual financial results, in respect of a subsidiary whose financial results have not been audited by us. These annual financial results have been audited by other auditor whose report have been furnished to us by the Management, and our opinion on the consolidated annual financial results in so far as it relates to the amounts and disclosures included in respect of the subsidiary and our report in terms of sub-section (3) of Section 143 of the Act in so far as it relates to the aforesaid subsidiary, is based solely on the report of the other auditor and procedures performed by us as stated under Auditor's Responsibilities section above.

Our opinion on the consolidated annual financial results is not modified in respect of above matter.



14. The consolidated annual financial results include the results for the quarter ended March 31, 2024 being the balancing figure between the audited figures in respect of the full financial year and the published unaudited year to date up to the third quarter of the current financial year which were subject to limited review by us as required under the Listing Regulations.



For SINGHI & CO.
Chartered Accountants
Firm Registration No: 302049E

A handwritten signature in black ink, appearing to read "R. Bothra".

(RAHUL BOTHRA)

Partner

Membership Number 063769
UDIN: 240673308KFYQK4306

Place: Kolkata

Date: May 21, 2024

Statement of Audited Consolidated Financial Results for the three months and year ended March 31, 2024

(₹ in Lakhs)

Particulars	Three months ended			Year ended	
	31/03/2024 (Audited)	31/12/2023 (Unaudited)	31/03/2023 (Audited)	31/03/2024 (Audited)	31/03/2023 (Audited)
Revenue from operations	49,995.98	33,155.28	40,637.92	157,227.45	139,382.93
Other income	207.74	122.63	125.26	449.90	474.79
Total income (I+II)	50,203.72	33,277.91	40,763.18	157,677.35	139,857.72
Expenses					
Cost of materials consumed	21,753.17	20,981.35	17,170.53	82,418.73	64,342.21
Changes in inventories of finished goods and work-in-progress	2,652.35	(7,340.70)	7,211.79	(9,916.73)	11,434.81
Employee benefits expense	2,368.33	2,211.19	2,101.48	8,936.77	7,693.59
Finance costs	625.90	486.87	339.99	1,849.05	1,421.80
Depreciation and amortization expense	665.09	617.47	426.20	2,127.38	1,763.82
Sub-contract expenses	10,285.61	8,289.36	6,288.31	34,137.36	22,329.16
Other expenses	7,220.39	5,751.45	6,735.97	25,787.62	23,758.34
Total expenses (IV)	45,570.84	30,996.99	40,274.27	145,340.18	132,743.73
Profit/(Loss) before share of Profit/(Loss) in Equity Accounted Investment, Exceptional Items and tax	4,632.88	2,280.92	488.91	12,337.17	7,113.99
Share in Profit/(Loss) in Equity Accounted Investments (Net of Tax)	(5.03)	(12.69)	(294.03)	(164.66)	(551.28)
Profit/(Loss) before Exceptional Items and tax	4,627.85	2,268.23	194.88	12,172.51	6,562.71
Exceptional Income/(Expenses) (Net)	-	-	-	-	-
Profit/(Loss) before tax	4,627.85	2,268.23	194.88	12,172.51	6,562.71
Tax expenses					
(1) Current tax	1,124.16	502.47	191.13	3,112.62	1,975.77
(2) Tax related to earlier years	(2.35)	(91.68)	(0.14)	(197.75)	(553.56)
(3) Deferred tax	146.16	80.75	(41.84)	120.63	(104.12)
Total tax expenses (1+2+3)	1,267.97	491.54	149.15	3,035.50	1,318.09
Profit for the period (VII-VIII)	3,359.88	1,776.69	45.73	9,137.01	5,244.62
Other comprehensive income / (loss)					
Items that will not be reclassified to statement of profit and loss					
(1) Re-measurement gain/ (losses) on defined benefit plans	3.50	-	62.86	69.70	87.80
(2) Income tax on above	11.88	-	(15.82)	(4.78)	(22.10)
Items that will be reclassified to statement of profit and loss in					
Other comprehensive income (net of tax) (Before share of OCI in Joint Venture)	15.38	-	47.04	64.92	65.70
Share of other comprehensive income in Joint Venture	5.03	-	3.11	5.03	3.11
Other comprehensive income (net of tax) (After share of OCI in Joint Venture)	20.41	-	50.15	69.95	68.81
Total Comprehensive income for the period (IX+XII)	3,380.29	1,776.69	95.88	9,206.96	5,313.43
Net Profit attributable to :					
a) Owners of the Company	3,309.16	1,770.96	55.04	9,019.73	5,253.93
b) Non Controlling Interest	50.72	5.73	(9.31)	117.28	(9.31)
Other Comprehensive Income attributable to :					
a) Owners of the Company	20.41	-	50.15	69.95	68.81
b) Non Controlling Interest	-	-	-	-	-
Total Comprehensive Income attributable to :					
a) Owners of the Company	3,329.57	1,770.96	105.19	9,089.68	5,322.74
b) Non Controlling Interest	50.72	5.73	(9.31)	117.28	(9.31)
Paid-up equity share capital (of ₹ 2/- each)	1,134.32	1,134.32	1,134.32	1,134.32	1,134.32
Other equity	-	-	-	76,975.87	69,587.67
Earnings per equity share (of ₹ 2/- each) (Not Annualised for the quarter)					
1) Basic (₹)	5.83	3.12	0.10	15.90	9.26
2) Diluted (₹)	5.83	3.12	0.10	15.90	9.26



The above Consolidated Financial Results, have been reviewed by the Audit Committee and approved by the Board of Directors at their respective meetings held on May 21, 2024. The Statutory Auditors have conducted audit of the above audited consolidated financial results.

The Consolidated Financial Results have been prepared in accordance with the recognition and measurement principles laid down in the applicable Indian Accounting Standards ("Ind AS") prescribed under section 133 of the Companies Act, 2013 read with relevant rules thereunder and in terms of Regulations 33 of the SEBI (Listing Obligations and Disclosure Requirements) Regulation 2015 ("the Regulation") as amended.

As on March 31, 2024, Dollar Industries Limited ("the Group") comprises the Parent Company i.e Dollar Industries Limited, one Subsidiary and one Joint Venture Company.

Figures for the three months ended March 31, 2024 and March 31, 2023 are the balancing figures between audited figures in respect of full financial year and the published year to date figures up to the third quarter of the respective financial years which has been subjected to limited review by Statutory Auditors.

As the Group business activity falls within a single significant primary business segment i.e. "Garment & Hosiery and related service", no separate segment information is disclosed. These, in the context of Ind AS 108 on "Operating Segments Reporting" are considered to constitute one segment and hence, the Company has not made any additional segment disclosures.


The Board of Directors of the Company has recommended a dividend @ 150% (₹ 3.00 per equity share) on the face value ₹ 2/- each (fully paid up).

The previous period figures have been regrouped wherever necessary, to conform to the current period figures.

Place : Kolkata
Date : May 21, 2024



By Order of the Board of Directors
For Dollar Industries Limited


Vinod Kumar Gupta
(Managing Director)
DIN: 00877949

Particulars	31/03/2024	As at 31-03-2023
	Audited	Audited
A ASSETS		
(1) Non-current assets		
(a) Property, plant and equipment	21,150.98	8,313.70
(b) Capital work-in-progress	1,685.01	3,481.38
(c) Right of use assets	1,529.66	1,416.92
(d) Other intangible assets	342.69	6.56
(e) Goodwill on consolidation	4.33	4.33
(f) Intangible assets under development	-	293.12
(g) Investment in Joint Venture	-	159.63
(h) Financial assets		
(i) Investments	10.00	10.00
(j) Other financial assets	241.22	225.10
(k) Deferred tax assets (net)	118.42	243.83
(l) Non-current tax assets (net)	1,171.57	1,046.44
(k) Other Assets	2,032.54	1,633.11
Non-current assets	28,285.33	21,839.12
(2) Current assets		
(a) Inventories	48,656.62	38,760.62
(b) Financial assets		
(i) Trade receivables	49,296.32	42,834.13
(ii) Cash and cash equivalents	212.51	17.27
(iii) Bank balances other than (ii) above	5.76	123.42
(iv) Other financial assets	104.87	276.78
(c) Other current assets	8,091.66	6,494.83
Current assets	106,247.74	85,508.40
TOTAL ASSETS	134,653.57	107,347.52
B EQUITY AND LIABILITIES		
(1) Equity		
(a) Equity share capital	1,134.32	1,134.32
(b) Other equity	70,975.87	69,587.67
Equity attributable to Owners of the Company	72,110.19	70,721.99
Non-Controlling Interest	272.08	154.80
Total Equity	72,382.27	70,876.79
(2) LIABILITIES		
Non-Current Liabilities		
(a) Financial liabilities		
(i) Borrowings	3,064.92	14.38
(ii) Lease liabilities	1,139.92	1,109.26
(b) Provisions	893.97	729.07
Non-Current Liabilities	5,058.81	1,852.71
Current Liabilities		
(a) Financial liabilities		
(i) Borrowings	27,065.97	16,147.28
(ii) Lease Liabilities	350.71	257.03
(iii) Trade payables		
Total outstanding dues of micro enterprises and small enterprises	148.85	352.74
Total outstanding dues of creditors other than micro enterprises and small enterprises	18,034.40	13,400.79
(iv) Other financial liabilities	3,957.79	3,622.79
(b) Other current liabilities	656.35	831.43
(c) Provisions	6.20	5.96
(d) Current tax liabilities (net)	404.28	-
Current Liabilities	51,212.49	34,618.02
TOTAL EQUITY AND LIABILITIES	134,653.57	107,347.52



By Order of the Board of Directors
For Dollar Industries Limited

Vinod Kumar Gupta
(Managing Director)
DIN: 00877919

Place: Kolkata
Date: May 21, 2024

DOLLAR INDUSTRIES LTD.

(AN ISO 9001:2015 CERTIFIED ORGANISATION)

Regd. Office Om Tower 15th Floor 32 J. L. Nehru Road Kolkata 700071 India
+ 91 33 2288 4064-66 +91 33 2288 4063 care@dollarglobal.in .dollarglobal.in
-CIN NO. : L17299WB1993PLC05800

Consolidated Statement of Cash Flow for the year ended March 31, 2024

(₹ in Lakhs)

Particulars	For the	For the
	Year ended 31/03/2024 (Audited)	Year ended 31/03/2023 (Audited)
Cash flow from Operating Activities		
Profit before tax		
Adjustments to reconcile profit before tax to net cash flows :	12,172.51	6,562.71
Depreciations and amortisation		
Provision for doubtful debts	2,127.38	1,763.82
Provision for doubtful other receivables	391.19	76.92
Provision for investment in Joint Venture	90.00	-
Diminution in value of other investment	-	-
Receivables written off	-	21.73
Provisions and liabilities written back	132.84	111.51
(Profit)/Loss on sale of property, plant and equipment (net)	(44.24)	(98.72)
Unrealised foreign exchange fluctuations	(2.42)	(26.72)
Interest income	418.61	(10.76)
Profit (Loss) on Termination of ROU	(52.07)	(50.18)
Finance costs	(6.70)	(2.72)
Share of loss of Joint venture	1,615.17	1,421.80
Operating profit before working capital changes	164.66	551.28
Changes in working capital :	16,545.71	10,320.67
(Increase) Decrease in trade receivables		
(Increase) Decrease in inventories	(6,938.44)	(2,803.46)
(Increase) Decrease in loans, financial assets and other assets	(12,895.99)	11,760.31
Increase (Decrease) in trade payables	(1,533.92)	(211.96)
Increase (Decrease) in financial liabilities and other liabilities	4,525.14	(3,759.12)
Increase (Decrease) in provisions	141.48	897.53
Cash generated/ (used in) from Operating Activities	234.84	214.37
Income Tax paid (net of refund)	78.82	16,419.24
A. Net cash generated/(used in) from Operating Activities	(7,655.72)	(2,818.80)
Cash flow from Investing Activities	(2,556.90)	(3,600.35)
Purchase of Property, plant and equipment including Capital WIP and Rights of Use	(7,829.90)	(5,540.36)
Purchase of intangible assets and intangible assets under development	(341.86)	(31.69)
Sale of Property, plant and equipment	3.90	82.07
Investment in Joint Venture	-	(200.00)
Payment towards acquisition of shares of subsidiary	-	(9.20)
Investment in (Redemption of) Fixed Deposit	116.78	(116.78)
Security Deposit on ROU	(10.16)	(5.71)
Interest received	48.46	48.62
B. Net cash generated/(used in) Investing Activities	(8,012.78)	(5,764.05)
Cash flow from Financing Activities	3,327.15	166.70
Proceeds from long term borrowings	-	166.70
Proceeds from issue of Share Capital to Non Controlling Interest	(136.61)	(172.36)
Repayments of long term borrowings including current maturities	11,456.69	(4,248.94)
(Repayments of) Proceeds from short term borrowings (net)	(384.24)	(492.95)
Payments of lease liabilities	(1,701.48)	(1,701.48)
Dividend paid	(1,596.59)	(1,393.41)
Interest paid	10,764.92	(7,852.44)
C. Net cash generated from/ (used in) Financing Activities	195.24	(16.14)
D. Net Increase/(Decrease) in Cash and Cash Equivalents (A+B+C)	17.27	20.63
Opening Cash and Cash Equivalents	-	12.78
Add: Cash and Cash Equivalents on acquisition of subsidiary	212.51	17.27
Closing Cash and Cash Equivalents		

The above Consolidated Statement of Cash Flow has been prepared under the 'Indirect Method' as set out in Ind AS 7 'Statement of Cash Flows'.



By Order of the Board of Directors
For Dollar Industries Limited
Vinod Kumar Gupta
Vinod Kumar Gupta
(Managing Director)
DIN: 00877949

Place : Kolkata
Date : May 21, 2024

Date: 21st May, 2024

The Secretary National Stock Exchange of India Limited Exchange Plaza, C-1, Block 'G' Bandra- Kurla Complex, Bandra (E) Mumbai – 400 051	The Secretary BSE Limited Phiroze Jeejeebhoy Towers Dalal Street Mumbai – 400 001
Symbol - DOLLAR	Scrip Code - 541403

Reg : Declaration with respect to Standalone & Consolidated Audit Report

Pursuant to Regulation 33(3)(d) of the Securities & Exchange Board of India (Listing Obligations & Disclosure Requirements) Regulations, 2015, we hereby declare that **M/s. Singhi & Co.**, Chartered Accountants, Statutory Auditors of the Company have not expressed any modified opinion(s) on the Audited Standalone & Consolidated Financial Results for the financial year ended 31st March, 2024.

Kindly take the above information on record.

Thanking you.

Yours faithfully,

For Dollar Industries Limited

**Vinod
Kumar
Gupta**

Digitally signed by
Vinod Kumar
Gupta
Date: 2024.05.21
19:18:50 +05'30'

Vinod Kumar Gupta
Managing Director
DIN: 00877949