



SURANA TELECOM AND POWER LIMITED

ISO 9001 - 2008 Certified Company

Surana Group

Registered Office
Plot no.214, 215/A, Phase II, IDA, Cherlapally,
Hyderabad 500 051. Telangana, India
Tel :+91 40 27845119/44665700
Fax : 0091-40-27848851
E.mail : surana@surana.com
Website : www.suranatele.com
CIN No.: L23209TG1989PLC010336

STPL/SECT/032/2021-22

Date: 13th November, 2021

The Secretary, National Stock Exchange of India Ltd., Exchange Plaza, C-1, Block G, Bandra Kurla Complex, Bandra (E), Mumbai- 400 051 Scrip Code: SURANAT&P	The Secretary, BSE Limited, Phiroze Jeejeebhoy Towers, Dalal Street, Mumbai- 400 001 Scrip Code: 517530
---	---

Dear Sir/Madam,

Sub: Outcome of the Board Meeting – Reg.,

Ref: Our Letter No. STPL/SECT/031/2021-22, dated 27th October, 2021

With reference to the above cited subject, please be informed that the Board of Directors of the Company at their meeting held today, i.e., 13th November, 2021, *inter-alia*, has approved and taken on record the Un-audited (Standalone and Consolidated) Financial Results of the Company for the quarter and half year ended on 30th September, 2021, pursuant to Regulation 33 of the SEBI (Listing Obligations and Disclosure Requirements) Regulations, 2015.

Please find enclosed herewith the Un-audited (Standalone and Consolidated) Financial Results for the quarter and half year ended on 30th September, 2021, along with the Limited Review Report of the Auditors thereon.

Kindly take the same on your record.

Thanking you,

Yours faithfully,

For **SURANA TELECOM AND POWER LIMITED**


ABDUR RAHMAN
COMPANY SECRETARY



Encl: A/a



SURANA TELECOM AND POWER LIMITED


(CIN: L23209TG1989PLC010336)

Regd. Office: Plot no.214, 215/A, Phase-II, IDA, Cherlapally, Hyderabad-500051

Statement of Standalone Financial Results for the Quarter and Half year ended 30th September, 2021

(Amount in Lakhs)

Sl. No	Particulars	Quarter ended			Half Year ended		Year ended
		(Un audited)	(Un audited)	(Un audited)	(Un audited)	(Un audited)	(Audited)
		30.09.2021	30.06.2021	30.09.2020	30.09.2021	30.09.2020	31.03.2021
1	Income:						
	Revenue from operations	295.36	386.51	360.16	681.87	879.67	1,774.19
	Other Income	33.42	37.42	61.74	70.84	150.33	249.89
	Total Income	328.78	423.93	421.90	752.71	1,030.00	2,024.08
2	Expenditure:						
	Cost of Traded Goods	(46.53)	(73.66)	10.07	(120.19)	13.27	25.88
	Employee benefits expense	31.05	34.24	21.33	65.29	44.30	101.25
	Finance Cost	73.75	84.53	63.94	158.28	154.61	334.29
	Depreciation	115.28	114.90	116.98	230.18	244.19	505.19
	Other expenses	114.23	140.98	134.58	255.21	283.12	635.06
	Total expenses	287.77	300.99	346.90	588.76	739.50	1,601.68
3	Profit before tax (1-2)	41.02	122.94	75.00	163.96	290.51	422.40
4	Tax expenses						
	Current tax	6.85	20.52	12.52	27.37	48.49	70.51
	Deferred tax	-	-	-	-	-	3.73
5	Total tax expenses	6.85	20.52	12.52	27.37	48.49	74.24
	Profit/ (loss) for the period (3-4)	34.17	102.42	62.48	136.59	242.02	348.16
6	Other Comprehensive Income(OCI)						
	- Items that will not be reclassified	(0.58)	71.57	13.69	70.99	68.46	431.60
	- Income tax relating to items that	-	-	-	-	-	-
	Total Other Comprehensive income for the period, net of tax	(0.58)	71.57	13.69	70.99	68.46	431.60
7	Total Comprehensive income for the period, net of tax	33.58	173.99	76.17	207.57	310.48	779.76
	Paid up Equity Share Capital	1,357.59	1,357.59	1,357.59	1,357.59	1,357.59	1,357.59
	Other Equity						9,284.23
	Earnings Per Share(EPS) (Not						
	- Basic	0.03	0.08	0.05	0.10	0.18	0.26
	- Diluted	0.03	0.08	0.05	0.10	0.18	0.26




For SURANA TELECOM & POWER LIMITED

A. Srinivas
CHAIRMAN

Notes:

1. The unaudited standalone financial results for the quarter and half year ended 30th September, 2021 have been reviewed by the Audit Committee and thereafter approved by the Board of Directors of the Company at their respective meetings held on 13th November, 2021. The Statutory Auditors of the Company have carried out the Limited Review of the financial results.
2. The financial results have been prepared in accordance with Indian Accounting Standards (IND AS) notified under the Companies (Indian Accounting Standards) Rules, 2015 and pursuant to Regulation 33 of SEBI (Listing obligation and disclosure requirement) Regulations, 2015.
3. The Company has taken into account external and internal information for assessing possible impact of COVID-19 on various elements of its financial results, including recoverability of its assets. There is no material impact on these financial results for the quarter and half year ended 30th September, 2021 owing to the pandemic.
4. Figures of previous period have been regrouped/reclassified wherever necessary to make them comparable with the figures of the current period.

Date: 13.11.2021
Place: Secunderabad



FOR SURANA TELECOM AND POWER LIMITED


NARENDER SURANA
CHAIRMAN


SURANA TELECOM AND POWER LIMITED

(CIN: L23209TG1989PLC010336)

Regd. Office: Plot no.214, 215/A, Phase-II, IDA, Cherlapally, Hyderabad-500051

Standalone - Segment Publication for the Quarter and Half Year ended 30th September, 2021

Particulars	Quarter Ended			Half Year ended		Year ended
	(Un audited)	(Un audited)	(Un audited)	(Un audited)	(Un audited)	(Audited)
	30.09.2021	30.06.2021	30.09.2020	30.09.2021	30.09.2020	31.03.2021
1. Segment Revenue (Net Sale / Income from each Segment)						
a) Renewable Energy (Solar & wind)	230.12	317.86	311.16	547.98	784.46	1,547.46
b) Trading & Others	65.24	68.65	49.00	133.89	95.21	226.73
Total	295.36	386.51	360.16	681.87	879.67	1,774.19
Net Sales / Income from Operations	295.36	386.51	360.16	681.87	879.67	1,774.19
2. Segment Results (Profit (+) / Loss (-) before tax and interest from each Segment)						
a) Renewable Energy (Solar & wind)	142.13	225.34	161.90	367.47	446.23	837.12
b) Trading & Others	39.46	61.92	29.74	101.38	71.10	96.56
Total	181.59	287.26	191.64	468.85	517.33	933.68
Less: (i) Interest	73.75	84.53	63.94	158.28	154.61	334.29
(ii) Unallocable expenditure net of unallocable income	66.82	79.79	52.70	146.61	72.21	176.99
Profit before tax	41.02	122.94	75.00	163.96	290.51	422.40
3. Segment Assets						
a) Renewable Energy (Solar & wind)	3,845.00	3,878.82	4,286.11	3,845.00	4,286.11	4,218.14
b) Trading & Others	749.62	761.81	768.99	749.62	768.99	817.60
Total Segment Assets	4,594.62	4,640.63	5,055.10	4,594.62	5,055.10	5,035.74
Unallocable Assets	10,263.94	9,451.00	9,023.09	10,263.94	9,023.09	9,026.62
Total	14,858.56	14,091.63	14,078.19	14,858.56	14,078.19	14,062.36
4. Segment Liabilities						
a) Renewable Energy (Solar & wind)	12.95	13.30	12.25	12.95	12.25	22.26
b) Trading & Others	38.03	21.52	29.39	38.03	29.39	28.10
Total Segment Liabilities	50.98	34.82	41.64	50.98	41.64	50.36
Unallocable Liabilities	1,825.82	886.25	765.44	1,825.82	765.44	798.12
Total Liabilities	1,876.80	921.07	807.08	1,876.80	807.08	848.48
Capital Employed						
a) Renewable Energy (Solar & wind)	3,832.05	3,865.52	4,273.86	3,832.05	4,273.86	4,195.88
b) Trading & Others	711.59	740.29	739.60	711.59	739.60	789.50
c) Unallocable Assets less Liabilities	8,438.13	8,564.75	8,257.65	8,438.13	8,257.65	8,228.50
Total	12,981.76	13,170.56	13,271.11	12,981.76	13,271.11	13,213.88



For SURANA TELECOM & POWER LIMITED

Amresh
CHAIRMAN

SURANA TELECOM AND POWER LIMITED


(CIN: L23209TG1989PLC010336)

Regd. Office: Plot no.214, 215/A, Phase-II, IDA, Cherlapally, Hyderabad-500051

Standalone Statement of Assets and Liabilities

(Amount in lakhs)

Sr. no	Particulars	As at 30th September, 2021 (Un Audited)	As at 31st March, 2021 (Audited)
A ASSETS			
1	Non-current assets		
	(a) Property, plant and equipment	4,275.88	4,447.21
	(b) Financial Assets		
	- Investments	3,913.92	3,840.50
	- Loans	6,039.32	4,948.81
	Sub-total- Non Current Assets	14,229.11	13,236.53
2	Current assets		
	a) Inventories	250.33	129.57
	(b) Financial assets		
	- Investments	-	156.48
	- Trade receivables	121.25	191.08
	- Cash and cash equivalents	16.53	125.73
	- Bank Balances other than Cash	68.44	68.44
	(c) Other current assets	172.90	154.53
	Sub-total- Current Assets	629.45	825.83
	TOTAL ASSETS	14,858.56	14,062.36
B EQUITY AND LIABILITIES			
1	Equity		
	(a) Equity share capital	1,357.60	1,357.60
	(b) Reserves and Surplus	9,491.80	9,284.23
	Sub-total Equity	10,849.40	10,641.83
2	Non-current liabilities		
	(a) Financial Liabilities		
	- Borrowings	2,017.18	2,456.87
	- Other financial liabilities	79.61	79.61
	(b) Deferred tax liabilities (Net)	35.57	35.57
	Sub-total- Non Current Liabilities	2,132.37	2,572.05
3	Current liabilities		
	(a) Financial liabilities		
	- Borrowings	877.05	-
	- Trade Payables	22.40	34.78
	- Other financial liabilities	887.69	771.81
	(b) Provisions	2.00	2.00
	(c) Other current liabilities	87.66	39.89
	Sub-total- Current Liabilities	1,876.80	848.48
	TOTAL EQUITY AND LIABILITIES	14,858.56	14,062.36



For SURANA TELECOM & POWER LIMITED

(Signature)
CHAIRMAN


SURANA TELECOM AND POWER LIMITED

CIN: L23209TG1989PLC010336

STANDALONE CASH FLOW STATEMENT FOR THE HALF YEAR ENDED 30th SEPTEMBER, 2021

(Amount in Lakhs)

Particulars	For the Half Year ended 30.09.2021		For the Half Year ended 30.09.2020	
CASH FLOW FROM OPERATING ACTIVITIES				
Net Profit (Loss) before Tax and Exceptional Items		163.96		290.51
Adjustments for Non-Operating Activities:				
Other Comprehensive Income	(70.99)		(68.46)	
Sundry Balances written off	-		0.30	
Sundry Balances written back			(1.27)	
(Profit)/loss on Sale of Investments	(0.97)		-	
Interest Paid	158.28		154.61	
Depreciation & amortisation	240.36		254.37	
Interest received	(69.84)		(149.06)	
		<u>256.83</u>		<u>190.50</u>
Operating Profit before Working Capital Changes		<u>420.78</u>		<u>481.01</u>
Adjustments for Working Capital Changes:				
(Increase)/ Decrease in Inventories	(120.77)		3.20	
(Increase)/ Decrease in Other assets	7.57		(49.56)	
(Increase)/ Decrease in Trade Receivables	69.83		(35.28)	
(decrease)/ Increase in Trade payables and other liabilities	34.80		(222.82)	
Cash Generation From Operations		(8.57)		(304.46)
Direct Taxes (paid)/ refund		25.04		49.82
Net Cash from Operating Activities (A)		437.26		226.36
CASH FLOW FROM INVESTING ACTIVITIES				
Purchase of Fixed Assets	(69.02)		-	
Sale of Fixed Assets (net)	-		15.22	
Loans & advances to subsidiary company	(1,091.40)		(535.05)	
Investment in shares (Net)	153.08		-	
Interest received	69.84		149.06	
Net Cash from Investing Activities (B)		(937.50)		(370.77)
CASH FLOW FROM FINANCING ACTIVITIES				
Proceeds/(Repayment) from Secured Loans	553.24		280.18	
Interest Paid	(162.21)		(165.08)	
(Increase)/Decrease in restricted deposits	-		-	
Net Cash from Financing Activities (C)		391.04		115.10
Net Increase (Decrease) in Cash and Cash Equivalent (A+B+C)		(109.20)		(29.31)
Cash and Cash Equivalent at the beginning		125.73		46.04
Cash and Cash Equivalent at the end		16.53		16.73
Net Increase (Decrease) in Cash and Cash Equivalent (A+B+C)		(109.20)		(29.31)



For SURANA TELECOM & POWER LIMITED

[Signature]
CHAIRMAN



Luharuka & Associates
Chartered Accountants

Networking Member of:

Singhi & Affiliates

Kolkata, India

5-4-187/3&A, 2nd Floor, Soham Mansion, M. G. Road, Ranigunj, Secunderabad - 500 003.


☎ : 040-2754 2635, 2754 1015 E-mail : luharukaca@gmail.com

Limited Review Report on unaudited quarterly and half yearly Standalone Financial Results of SURANA TELECOM AND POWER LIMITED pursuant to the Regulation 33 of SEBI (Listing Obligations and Disclosure Requirements) Regulations, 2015.

To
Board of Directors of
SURANA TELECOM AND POWER LIMITED

1. We have reviewed the accompanying statement of Unaudited Standalone Financial Results of **SURANA TELECOM AND POWER LIMITED** ('the Company'), for the period ended September 30, 2021 ('the Statement'), being submitted by the Company pursuant to the requirement of Regulation 33 of the SEBI (Listing Obligations and Disclosure Requirements) Regulations, 2015, (as amended). The preparation of the statement in accordance with the recognition and measurement principles laid down in Indian Accounting Standard 34, 'Interim Financial Reporting' ("IND AS 34") prescribed under Section 133 of the Companies Act, 2013 read with relevant rules issued thereunder and other accounting Principles generally accepted in India. This statement is the responsibility of the Company's management and has been approved by the Board of Directors of the Company. Our responsibility is to issue a report on the Statement based on our review.
2. We conducted our review in accordance with the Standard on Review Engagement (SRE) 2410, 'Review of Interim Financial Information performed by the Independent Auditor of the Entity' issued by the Institute of Chartered Accountants of India. This standard requires that we plan and perform the review to obtain moderate assurance as to whether the financial statements are free of material misstatement. A review of Interim Financial Information consists of making enquiries, primarily of company's personnel responsible for financial and accounting matters, and applying analytical and other review procedures. A review is substantially less than an audit conducted in accordance with the standards on Auditing specified under section 143(10) of the Companies Act, 2013 and consequently does not enable us to obtain assurance that we would become aware of all significant matters that might be identified in an audit. Accordingly, we do not express an audit opinion.
3. Based on our review conducted as stated above, nothing has come to our attention that causes us to believe that the accompanying Statement of Unaudited Standalone Financial Results prepared in accordance with applicable Accounting Standards and other recognized accounting practices and policies has not disclosed the information required to be disclosed in terms of Regulation 33 of the SEBI (Listing Obligations and Disclosure Requirements) Regulations, 2015, including the manner in which it is to be disclosed, or it contains any material misstatement.

For Luharuka & Associates
Chartered Accountants
Firm Registration Number: 018825



(Rameshchand Jain)

Partner

M.No. 023019

Place: Secunderabad

Dated: 13th November, 2021

Kolkata

New Delhi

Mumbai

Chennai

ICAI UDINwahaati

Bengaluru

21023019AAAANKK4231

SURANA TELECOM AND POWER LIMITED


(CIN: L23209TG1989PLC010336)

Regd. Office: Plot no.214, 215/A, Phase-II, IDA, Cherlapally, Hyderabad-500051

Statement of Consolidated Financial Results for the Quarter and Half year ended 30th September, 2021

(Amount in Lakhs)

S. No	Particulars	Quarter ended			Half Year ended		Year ended
		(Un audited)	(Un audited)	(Un audited)	(Un audited)	(Un audited)	(Audited)
		30.09.2021	30.06.2021	30.09.2020	30.09.2021	30.09.2020	31.03.2021
1	Income:						
	Revenue from operations	515.88	716.26	504.74	1,232.14	1,202.90	2,962.21
	Other Income	34.81	181.95	43.13	216.76	98.79	166.87
	Total Income	550.69	898.21	547.87	1,448.90	1,301.69	3,129.08
2	Expenditure:						
	Cost of Traded Goods	(46.53)	(73.66)	10.07	(120.19)	13.27	25.88
	Employee benefits expense	43.80	48.05	32.57	91.85	62.72	150.61
	Finance Cost	94.27	106.63	83.16	200.90	196.77	450.31
	Depreciation	269.58	269.19	239.24	538.77	488.70	1,199.91
	Other expenses	174.20	171.55	142.21	345.75	350.86	900.58
	Total expenses	535.31	521.76	507.25	1,057.07	1,112.31	2,727.29
3	Profit before tax (1-2)	15.38	376.45	40.62	391.83	189.37	401.79
4	Tax expenses						
	Current tax	2.85	61.57	12.52	64.42	48.49	92.46
	Deferred tax						(31.38)
5	Total tax expenses	2.85	61.57	12.52	64.42	48.49	61.07
	Profit/ (loss) for the period (3-5)	12.54	314.88	28.10	327.42	140.88	340.71
6	Other Comprehensive Income(OCI)						
	- Items that will not be reclassified	(0.58)	71.57	13.69	70.99	68.46	431.60
	- Income tax relating to items that will not be reclassified to profit or	-			-		-
	Total Other Comprehensive income for the period, net of tax	(0.58)	71.57	13.69	70.99	68.46	431.60
7	Total Comprehensive income for the period, net of tax	11.95	386.45	41.79	398.40	209.35	772.31
	Profit for the year attributable to						
	-Owners of the Company	22.48	215.23	44.94	237.71	190.44	368.83
	-Non controlling interest	(9.94)	99.65	(16.84)	89.71	(49.56)	(28.11)
	Other Comprehensive income attributable to						
	-Owners of the Company	(0.58)	71.57	13.69	70.99	68.46	431.60
	-Non controlling interest						
	Total Comprehensive income attributable to						
	-Owners of the Company	21.90	286.80	58.63	308.70	258.91	800.43
	-Non controlling interest	(9.94)	99.65	(16.84)	89.71	(49.56)	(28.11)
	Paid up Equity Share Capital	1,357.59	1,357.59	1,357.59	1,357.59	1,357.59	1,357.59
	Other Equity						9,658.49
	Earnings Per Share(EPS) (Not						
	- Basic	0.01	0.23	0.02	0.24	0.10	0.25
	- Diluted	0.01	0.23	0.02	0.24	0.10	0.25



For SURANA TELECOM & POWER LIMITED


[Signature]
CHAIRMAN

Notes:

1. The unaudited consolidated financial results for the quarter and half year ended 30th September, 2021 have been reviewed by the Audit Committee and thereafter approved by the Board of Directors of the Company at their respective meetings held on 13th November, 2021. The Statutory Auditors of the Company have carried out the Limited Review of the financial results.
2. The financial results have been prepared in accordance with Indian Accounting Standards (IND AS) notified under the Companies (Indian Accounting Standards) Rules, 2015 and pursuant to Regulation 33 of SEBI (Listing obligation and disclosure requirement) Regulations, 2015.
3. The Company has taken into account external and internal information for assessing possible impact of COVID-19 on various elements of its financial results, including recoverability of its assets. There is no material impact on these financial results for the quarter and half year ended 30th September, 2021 owing to the pandemic.
4. Figures of Previous period have been regrouped/reclassified wherever necessary to make them comparable with the figures of the current period.

FOR SURANA TELECOM AND POWER LIMITED

Date: 13.11.2021
Place: Secunderabad




NARENDER SURANA
CHAIRMAN

SURANA TELECOM AND POWER LIMITED


(CIN: L23209TG1989PLC010336)

Regd. Office: Plot no.214, 215/A, Phase-II, IDA, Cherlapally, Hyderabad-500051

Consolidated - Segment Publication for the Quarter and Half Year ended 30th September, 2021

(Amount in Lakhs)

Particulars	Quarter Ended			Half Year Ended		Year ended
	(Un audited)	(Un audited)	(Un audited)	(Un audited)	(Un audited)	(Audited)
	30.09.2021	30.06.2021	30.09.2020	30.09.2021	30.09.2020	31.03.2021
1. Segment Revenue (Net Sale / Income from each Segment)						
a) Renewable Energy (Solar & wind)	450.64	647.61	455.74	1,098.25	1,107.69	2,738.21
b) Trading & Others	65.24	68.65	49.00	133.89	95.21	224.00
Total	515.88	716.26	504.74	1,232.14	1,202.90	2,962.21
Net Sales / Income from Operations	515.88	716.26	504.74	1,232.14	1,202.90	2,962.21
2. Segment Results (Profit (+) / Loss (-) before tax and interest from each Segment)						
a) Renewable Energy (Solar & wind)	116.51	339.18	165.34	455.69	438.79	1,019.36
b) Trading & Others	39.46	201.58	29.74	241.04	71.10	96.56
Total	155.96	540.76	195.08	696.72	509.89	1,115.92
Less: (i) Interest	94.27	106.63	83.16	200.90	196.77	450.31
(ii) Unallocable expenditure net of unallocable income	46.31	57.68	71.30	103.99	123.75	263.82
Profit before tax	15.38	376.45	40.62	391.83	189.37	401.79
3. Segment Assets						
a) Renewable Energy (Solar & wind)	10,410.17	10,512.82	9,198.83	10,410.17	9,198.83	10,772.71
b) Trading & Others	749.62	761.81	768.99	749.62	768.99	817.60
Total Segment Assets	11,159.79	11,274.63	9,967.82	11,159.79	9,967.82	11,590.31
Unallocable Assets	6,501.74	5,676.98	5,826.02	6,501.74	5,826.02	5,450.43
Total	17,661.53	16,951.61	15,793.84	17,661.53	15,793.84	17,040.74
4. Segment Liabilities						
a) Renewable Energy (Solar & wind)	337.61	241.62	159.12	337.61	159.12	514.64
b) Trading & Others	38.03	21.52	29.39	38.03	29.39	28.10
Total Segment Liabilities	375.64	263.14	188.51	375.64	188.51	542.74
Unallocable Liabilities	1,825.82	886.25	765.44	1,825.82	765.44	798.12
Total Liabilities	2,201.46	1,149.39	953.95	2,201.46	953.95	1,340.86
Capital Employed						
a) Renewable Energy (Solar & wind)	10,072.56	10,271.20	9,039.71	10,072.56	9,039.71	10,258.07
b) Trading & Others	711.59	740.29	739.60	711.59	739.60	789.50
c) Unallocable Assets less Liabilities	4,675.92	4,790.73	5,060.58	4,675.92	5,060.58	4,652.31
Total	15,460.07	15,802.22	14,839.89	15,460.07	14,839.89	15,699.88



For SURANA TELECOM & POWER LIMITED

(Signature)
CHAIRMAN

SURANA TELECOM AND POWER LIMITED


(CIN: L23209TG1989PLC010336)

Regd. Office: Plot no.214, 215/A, Phase-II, IDA, Cherlapally, Hyderabad-500051

Consolidated Statement of Assets and Liabilities

(Amount in lakhs)

Sr. no	Particulars	As at 30th September, 2021 (Un Audited)	As at 31st March, 2021 (Audited)
A	ASSETS		
1	Non-current assets		
	(a) Property, plant and equipment	8,401.04	8,901.03
	(b) Capital work-in- Progress	1,373.01	1,371.81
	(c) Financial Assets		
	- Investments	2,352.66	2,269.62
	- Loans	3,838.37	2,944.66
	Sub-total- Non Current Assets	15,965.08	15,487.11
2	Current assets		
	a) Inventories	250.33	129.57
	(b) Financial assets		
	- Investments	-	156.48
	- Trade receivables	886.99	748.42
	- Cash and cash equivalents	96.90	144.26
	- Bank Balances other than Cash	179.68	173.52
	(c) Other current assets	282.54	201.29
	Sub-total- Current Assets	1,696.45	1,553.55
	TOTAL ASSETS	17,661.53	17,040.66
B	EQUITY AND LIABILITIES		
1	Equity		
	(a) Equity share capital	1,357.60	1,357.60
	(b) Reserves and Surplus	9,976.80	9,658.49
	Sub-total Equity	11,334.40	11,016.09
2	Non Controlling Interest	1,289.36	1,199.65
3	Non-current liabilities		
	(a) Financial Liabilities		
	- Borrowings	2,845.86	3,493.60
	- Other financial liabilities	79.61	79.61
	(b) Deferred tax liabilities (Net)	(89.16)	(89.16)
	Sub-total- Non Current Liabilities	2,836.30	3,484.05
4	Current liabilities		
	(a) Financial liabilities		
	- Borrowings	877.05	-
	- Trade Payables	22.72	35.98
	- Other financial liabilities	1,183.10	1,001.64
	(b) Provisions	2.00	2.00
	(c) Other current liabilities	116.59	301.24
	Sub-total- Current Liabilities	2,201.46	1,340.87
	TOTAL EQUITY AND LIABILITIES	17,661.53	17,040.66



For SURANA TELECOM & POWER LIMITED

[Signature]
CHAIRMAN


SURANA TELECOM AND POWER LIMITED

CIN:- L23209TG1989PLC010336

CONSOLIDATED CASH FLOW STATEMENT FOR THE HALF YEAR ENDED 30th SEPTEMBER, 2021

(Amount in Lakhs)

Particulars	For the Half Year ended 30.09.2021		For the Half Year ended 30.09.2020	
CASH FLOW FROM OPERATING ACTIVITIES				
Net Profit (Loss) before Tax and Exceptional Items		391.82		189.37
Adjustments for Non-Operating Activities:				
Other Comprehensive Income	(70.99)		(68.46)	
Sundry Balances written off			0.30	
Sundry Balances written back	-		(1.27)	
(Profit)/loss on Sale of Investments	(0.97)		-	
(Profit)/loss on Sale of Assets	(139.66)		-	
Interest Paid	200.90		196.77	
Depreciation & amortisation	548.94		498.87	
Interest received	(76.10)		(97.52)	
		<u>462.13</u>		<u>528.70</u>
Operating Profit before Working Capital Changes		<u>853.95</u>		<u>718.07</u>
Adjustments for Working Capital Changes:				
(Increase)/ Decrease in Inventories	(120.77)		3.20	
(Increase)/ Decrease in Other assets	(90.27)		(66.00)	
(Increase)/ Decrease in Trade Receivables	(138.57)		35.67	
(decrease)/ Increase in Trade payables and other liabilities	(197.20)		(210.03)	
Cash Generation From Operations		(546.80)		(237.17)
Direct Taxes paid (net)		24.19		49.82
Net Cash from Operating Activities (A)		331.34		530.72
CASH FLOW FROM INVESTING ACTIVITIES				
Changes in CWIP/ Purchase of fixed assets	(69.02)		103.78	
Sale of Fixed Assets (net)	159.72		15.22	
Loans & advances to Associate company	(894.61)		(618.43)	
Investment in shares (Net)	145.40		-	
Interest received	76.10		97.52	
Net Cash from Investing Activities (B)		(582.41)		(401.91)
CASH FLOW FROM FINANCING ACTIVITIES				
Proceeds/(Repayment) from Secured loans	465.46		29.46	
Proceeds/(Repayment) from Un secured loans	(50.76)		-	
Interest Paid	(204.83)		(207.24)	
(Increase)/Decrease in restricted deposits	(6.16)			
Net Cash from Financing Activities (C)		203.71		(177.77)
Net Increase (Decrease) in Cash and Cash Equivalent (A+B+C)		(47.36)		(48.96)
Cash and Cash Equivalent at the beginning		144.26		89.95
Cash and Cash Equivalent at the end		96.90		40.99
Net Increase (Decrease) in Cash and Cash Equivalent (A+B+C)		(47.36)		(48.96)



For SURANA TELECOM & POWER LIMITED

[Signature]
CHAIRMAN



5-4-187/3&A, 2nd Floor, Soham Mansion, M. G. Road, Ranigunj, Secunderabad - 500 003.


☎ : 040-2754 2635, 2754 1015 E-mail: luharukaca@gmail.com

Limited Review Report on unaudited quarterly and half yearly Consolidated Financial Results of SURANA TELECOM AND POWER LIMITED pursuant to the Regulation 33 of SEBI (Listing Obligations and Disclosure Requirements) Regulations, 2015.

To

**Board of Directors of
SURANA TELECOM AND POWER LIMITED**


1. We have reviewed the accompanying statement of Unaudited Consolidated Financial Results of **SURANA TELECOM AND POWER LIMITED** ("the Parent") and four of its subsidiaries (the Parent and its subsidiaries together referred to as "the Group") for the period ended 30th September, 2021 ('the Statement'), being submitted by the Parent pursuant to the requirement of Regulation of 33 of the SEBI (Listing Obligations and Disclosure Requirements) Regulations, 2015, as amended.
2. This statement is the responsibility of the Parent's management and has been approved by the Board of Directors of the Parent, has been prepared in accordance with the recognition and measurement principles laid down in Indian Accounting Standard 34, 'Interim Financial Reporting' ("IND AS 34") prescribed under Section 133 of the Companies Act, 2013 read with relevant rules issued thereunder and other accounting Principles generally accepted in India and in compliance with Regulation 33 of the Listing Regulations. Our responsibility is to express a conclusion on the Statement based on our review.
3. We conducted our review of the Statement in accordance with the Standard on Review Engagement (SRE) 2410, 'Review of Interim Financial Information performed by the Independent Auditor of the Entity' issued by the Institute of Chartered Accountants of India. A review of interim financial information consists of making inquiries, primarily of persons responsible for financial and accounting matters, and applying analytical and other reviewing procedures. A review is substantially less in scope than an audit conducted in accordance with Standards on Auditing and consequently does not enable us to obtain assurance that we would become aware of all significant matters that might be identified in an audit. Accordingly, we do not express an audit opinion.



We also performed procedures in accordance with the circular issued by SEBI under Regulation 33 (8) of SEBI (Listing Obligations and Disclosure Requirements) Regulations, 2015, as amended, to the extent applicable.

4. The Statement includes the results of one associate company, **Surana Solar Limited** and following four subsidiaries companies, namely:
- (a) 'Tejas India Solar Energy Private Limited',
 - (b) 'Surana Solar Systems Private Limited' and
 - (c) 'Aryavaan Renewable Energy Private Limited and
 - (d) 'Bhagyanagar Green Energy Private Limited'
5. Based on our review conducted and procedures performed as stated in paragraph 3 above, nothing has come to our attention that causes us to believe that the accompanying Statement, prepared in accordance with the recognition and measurement principles laid down in the aforesaid Indian Accounting Standards and other accounting principles generally accepted in India, has not disclosed the information required to be disclosed in terms of Regulation 33 of the SEBI (Listing Obligations and Disclosure Requirements) Regulations, 2015, as amended, including the manner in which it is to be disclosed, or it contains any material misstatement.

Place: Secunderabad
Dated: 13th November, 2021



For Luharuka & Associates
Chartered Accountants
Firm Registration Number: 018825

A handwritten signature in black ink, appearing to be "Rameshchand Jain".

(Rameshchand Jain)
Partner

M.No. 023019

ICAI UDIN: 21023019AAAAKL6845