



Corp Office: 401, Prashanti Ram Towers, Above Axis Bank, Yousufguda Road, Ameerpet,
Hyderabad, 500073, Telangana

24.05.2021

To,
BSE Limited
Phiroze Jeejeebhoy Towers,
Dalal Street,
Mumbai-400 001

Scrip Code: 540108 Scrip Symbol: TIAANC
Sub: Outcome of Board Meeting

Dear Sir,

The Board of Directors of the Company at its meeting held on 24th May, 2021 inter alia has transacted, adopted and approved the Following:

- 1) The Standalone Audited Financial Results for the Quarter and Year ended on 31st March, 2021 as per Regulation 33 of SEBI (LODR) Regulation, 2015 with Statement of Assets and Liabilities, Cash Flow Statement and Auditors Report from the Statutory Auditors of the Company.


Pursuant to Regulation 33 (3) (d) of SEBI LODR Regulations, we hereby declare and confirm that the Auditors' Report on Standalone Financial Results is with unmodified opinion.

- 2) Further, the Company has prepared a Corporate Presentation for the stakeholders and the same is attached herewith.

The Meeting of Board of Directors of the Company commenced from 6:00 p.m. and closed at 07:50 p.m.

Kindly take note of the above and oblige.

For Tiaan Consumer Limited


Sudharshan Rangarajan
Managing Director



TIAAN CONSUMER LIMITED (Formerly Tiaan Ayurvedic & Herbs Limited)

Regd. Off.: 405, Patel Ashwamegh Complex, Jetalpur Road, Near Dairy Den Circle, Sayajigunj, Vadodara, 390005, Gujarat
CIN No: L85100GJ1992PLC017397 • Email: info@tiaanstore.com • Website: <https://tiaanstore.com>

TIAAN CONSUMER LIMITED
CIN: L85100GJ1992PLC017397

Statement of Audited Financial Results for the Quarter & Year ended 31st March, 2021					
Particulars	Quarter Ended			Year ended	
	31-03-2021	31-12-2020	31-03-2020	31-03-2021	31-03-2020
	(Audited)	(Unaudited)	(Audited)	(Audited)	(Audited)
I. Revenue from operations	50,87,224	26,30,204	3,09,07,620	3,91,72,522	19,13,88,110
II. Other income	7,35,226	6,45,942	1,20,473	17,28,798	8,21,456
III. Total Revenue (I + II)	58,22,450	32,76,146	3,10,28,093	4,09,01,320	19,22,09,566
IV. Expenses:					
Cost of materials consumed	0	0	0	0	0
Purchases of Stock-in-Trade	7,11,793	9,46,873	2,00,76,486	2,01,32,750	16,46,17,070
Changes in inventories of finished goods work-in-progress and Stock-in-Trade	19,585	0	16,12,420	1,45,470	43,54,021
Employee benefits expense	10,74,444	5,00,458	13,56,300	33,44,202	45,77,929
Finance Costs	0	0	0	0	0
Depreciation and amortisation expense	5,39,942	5,39,942	5,39,942	21,59,768	24,10,341
Other expenses	3,53,382	3,06,000	15,69,807	27,02,972	49,95,846
Total expenses	26,99,146	22,93,273	2,51,54,955	2,84,85,162	18,09,55,207
V. Profit before exceptional items and tax (III - IV)	31,23,304	9,82,873	58,73,138	1,24,16,158	1,12,54,359
VI. Exceptional items	0	0	0	0	0
VII. Profit before Tax (V - VI)	31,23,304	9,82,873	58,73,138	1,24,16,158	1,12,54,359
VIII. Tax expense:					
(1) Current tax	7,80,826	2,47,333	15,27,386	30,35,099	29,01,640
(2) Deferred tax	0	0	0	0	0
IX. Profit(Loss)for the period from continuing operations(VII-VIII)	23,42,478	7,35,540	43,45,752	93,81,059	83,52,719
X. Profit/(loss) from discontinuing operations		0	0	0	0
XI. Tax expense of discontinuing operations		0	0	0	0
XII. Profit/(loss) from Discontinuing operations (after tax)(X-XI)		0	0	0	0
XIII. Profit (Loss) for the period (IX+XII)	23,42,478	7,35,540	43,45,752	93,81,059	83,52,719
XIV. Other Comprehensive Income					
A. (i) Items that will not be reclassified to profit or loss	0	0	0	0	0
(ii) Income tax relating to items that will not be reclassified to profit or loss	0	0	0	0	0
B. (i) Items that will be reclassified to profit or loss	0	0	0	0	0
(ii) Income tax relating to items that will be reclassified to profit or loss	0	0	0	0	0
XV. Total Comprehensive Income for the period (XIII+XIV) Comprising profit(loss)	23,42,478	7,35,540	43,45,752	93,81,059	83,52,719

and other comprehensive Income for the period)					
Paid up Equity Share Capital (Ref. Note No. 5)	6,45,85,000	6,45,85,000	5,16,68,000	6,45,85,000	5,16,68,000
XVI. Earnings per equity share:					
(1) Basic	0.36	0.11	0.84	1.45	1.61
(2) Diluted	0.36	0.11	0.84	1.45	1.61


Notes:

1. The Standalone Financial Results of the Company for the Quarter and Year ended on 31st March, 2021 have been reviewed by the Audit Committee and taken on record by the Board of Directors at their meeting held on 24th May, 2021.
2. The Statement has been prepared in accordance with the Companies (Indian Accounting Standard) Rules, 2015 (Ind AS) prescribed under section 133 of the Companies Act, 2013 and other recognised accounting practices and policies to the extent applicable.
3. Figures of the Quarter ended 31st March, 2021 and 31st March, 2020 are the balancing figures between the audited figures in respect of the full financial year and the reviewed figures up to the third quarter of the relevant financial year.
4. Previous year/period figures have been regrouped/rearranged wherever necessary to make them Comparable with current period figures.
5. Pursuant to the approval of the shareholders through postal ballot (including remote e-voting), the Company has allotted 12,91,700 bonus shares in the proportion of 1 equity share for every 4 equity share of Rs 10/- each held by the equity shareholders of the Company.
6. The Company has only One Reportable Segment i.e. Ayurvedic & Herb Products.

Date: 24/05/2021

Place: Vadodara

For Tiaan Consumer Limited



Sudharshan Rangarajan
Managing Director



TIAAN CONSUMER LIMITED
CIN: L85100GJ1992PLC017397

STATEMENT OF ASSETS AND LIABILITIES		
PARTICULARS	AS AT 31-03-2021 (AUDITED)	AS AT 31-03-2020 (AUDITED)
ASSETS		
Non-Current Assets		
(a) Property, Plant, Equipment	64,55,545	86,15,313
(b) Capital Work-in-progress	0	0
(C) Investment	0	0
(d) Goodwill	0	0
(e) Other Intangible Assets	0	0
Non-Current Financial Assets		
(f) Non-Current Investments	7500000	75,00,000
(g) Trade Receivables		0
(h) Loans & Advances	2,46,65,920	1,96,65,920
(i) Deferred Tax Assets (Net)	0	0
(j) Other Non-Current Assets	0	0
Total Non-Current Assets	3,86,21,465	3,57,81,233
Current Assets		
(a) Inventory	3,00,05,640	3,24,28,552
(b) Financial Assets		
(i) Investment	0	0
(ii) Trade Receivables	4,15,05,881	9,89,02,702
(iii) Cash and Cash equivalents	3,02,564	2,68,870
(iv) Loans	0	0
(v) Other Financial Assets	0	0
(c) Other Current Assets	12,68,223	16,33,715
Total Current Assets	7,30,82,308	13,32,33,839
Total Assets	11,17,03,773	16,90,15,072
EQUITY AND LIABILITIES		
Equity		
(a) Equity Share Capital	6,45,85,000	5,16,68,000
(b) Reserves	4,25,84,636	4,61,20,577
Total Equity	10,71,69,636	9,77,88,577
Liabilities		
Non-Current Liabilities		
(a) Borrowings	0	0
(b) Deferred Tax Liabilities (net)	0	0
(c) Trade Payables	6,87,031	5,76,37,367
(d) Provisions	32,23,654	1,17,52,530
(e) Other Current Liabilities	6,23,452	18,36,598
Total Current Liabilities	45,34,137	7,12,26,495
Total Equity and Liabilities	11,17,03,773	16,90,15,072

For Tiaan Consumer Limited

Sudharshan

Sudharshan Rangarajan
Managing Director



Date: 24/05/2021
Place: Vadodara

TIAAN CONSUMER LIMITED
CIN: L85100GJ1992PLC017397

CASH FLOW STATEMENT

Particulars	Notes	As at 31st March, 2021	As at 31st March, 2020
Cash flow from operating activities			
Profit before tax		1,24,16,158	1,12,54,359
Adjustments to reconcile profit for the year to net cash flows		0	0
Depreciation and Amortization expense		21,59,768	24,10,341
Bad debts written off		0	0
Provision for doubtful debts		0	0
Loss/(profit) on sale of assets (net)		0	0
Net gain on foreign exchange fluctuations (unrealised)		0	0
Share based compensation expense		0	0
Interest expense		0	0
Interest income		-4,77,500	-4,77,500
Operating profit before working capital changes		1,40,98,426	1,31,87,200
Movements in working capital:			
(Increase)/decrease in trade receivables		5,73,96,821	2,62,14,450
Decrease/(increase) in inventories		24,22,912	-1,08,79,991
(Increase)/decrease in other current assets		3,65,492	-5,10,000
Increase/(decrease) in trade payables		-5,81,63,482	-3,13,78,664
Adjustment for Provisions, current		-85,28,876	0
Cash generated from operations		0	0
Taxes paid (net of refunds)		-3035099	-29,01,640
Net cash flow generated from operating		-95,42,232	-1,94,55,845
Activities			
Cash flow from investing activities			
Purchase of fixed assets, including capital work-in-progress, capital advances and payables for capital goods		0	17900000
Investments (increase)/decrease		0	0
Cash Advances and Loans made to other parties		-50,00,000	-1,21,17,450
Loans repaid by subsidiaries		0	0
Interest received		4,77,500	4,77,500
Net cash flow used in investing activities		-45,22,500	62,60,050
Cash flow from financing activities			
Proceeds from issuance of shares		0	0
Proceeds from share premium account		0	0
Repayment of borrowings		0	0
Proceeds from short-term borrowings		0	0
Interest paid		0	0
Dividend paid on equity shares including tax thereon		0	0
Net cash flow generated from financing activities		0	0
Net increase/(decrease) in cash and cash Equivalents		33,694	8,595
Cash and cash equivalents at the beginning of the Year		2,68,870	2,77,465
Cash on hand		47,247	2,38,024
Balances with banks			

On current accounts		2,55,317	30,846
On EEFC accounts			
On deposit accounts			
Total cash and cash equivalents		3,02,564	2,68,870

For Tiaan Consumer Limited

Date: 24/05/2021
Place: Vadodara


Sudharshan Rangarajan
Managing Director





Independent Auditor's Report on Audited Standalone Quarterly Financial Results and Year to Date Results of the Company Pursuant to the Regulation 33 of the SEBI (Listing Obligations and Disclosure Requirements) Regulations, 2015.

**INDEPENDENT AUDITOR'S REPORT TO THE BOARD OF DIRECTORS
OF TIAAN CONSUMER LIMITED**

Report on the audit of the Standalone Financial Results

Opinion

We have audited the accompanying quarterly standalone financial results of Tiaan Consumer Limited ("the company") for the quarter ended on 31/03/2021 (which is derived as a balancing figures of the difference between audited figures in respect of the financial year ended on 31/03/2021 and the published unaudited year to date figures up to the third quarter of the current financial year ended on 31/12/2020 which were subject to limited review by us) and the year to date results for the period from 01/04/2020 to 31/03/2021 attached herewith, being submitted by the company pursuant to the requirement of Regulation 33 of the SEBI (Listing Obligations and Disclosure Requirements) Regulations, 2015, as amended ("Listing Regulations").

In our opinion and to the best of our information and according to the explanations given to us these standalone financial results:

- i. are presented in accordance with the requirements of Regulation 33 of the Listing Regulations in this regard; and
- ii. give a true and fair view in conformity with the recognition and measurement principles laid down in the applicable accounting standards and other accounting principles generally accepted in India of the net profit and other comprehensive income and other financial information for the quarter ended 31/03/2021 as well as the year to date results for the period from 01/04/2020 to 31/03/2021.

Basis for Opinion

We conducted our audit in accordance with the Standards on Auditing (SAs) specified under section 143(10) of the Companies Act, 2013 (the Act). Our responsibilities under those Standards are further described in the Auditor's Responsibilities for the Audit of the Standalone Financial Results section of our report. We are independent of the Company in accordance with the Code of Ethics issued by the Institute of Chartered Accountants of India together with the ethical requirements that are relevant to



our audit of the financial results under the provisions of the Companies Act, 2013 and the Rules thereunder, and we have fulfilled our other ethical responsibilities in accordance with these requirements and the Code of Ethics. We believe that the audit evidence we have obtained is sufficient and appropriate to provide a basis for our opinion.

Management's Responsibilities for the Standalone Financial Results


These standalone quarterly financial results (which is derived as a balancing figures of the difference between audited figures in respect of the financial year ended on 31/03/2021 and the published unaudited year to date figures up to the third quarter of the current financial year ended on 31/12/2020 which were subject to limited review) as well as the year to date standalone financial results have been prepared on the basis of the audited annual financial statements for the year ended on 31/03/2021. The Company's Board of Directors is responsible for the preparation of these financial results that give a true and fair view of the net profit and other comprehensive income and other financial information in accordance with the recognition and measurement principles laid down in Indian Accounting Standard 34, 'Interim Financial Reporting' prescribed under Section 133 of the Act read with relevant rules issued thereunder and other accounting principles generally accepted in India and in compliance with Regulation 33 of the Listing Regulations. This responsibility also includes maintenance of adequate accounting records in accordance with the provisions of the Act for safeguarding of the assets of the Company and for preventing and detecting frauds and other irregularities; selection and application of appropriate accounting policies; making judgments and estimates that are reasonable and prudent; and design, implementation and maintenance of adequate internal financial controls that were operating effectively for ensuring the accuracy and completeness of the accounting records, relevant to the preparation and presentation of the standalone financial results that give a true and fair view and are free from material misstatement, whether due to fraud or error.

In preparing the standalone financial results, the Board of Directors is responsible for assessing the Company's ability to continue as a going concern, disclosing, as applicable, matters related to going concern and using the going concern basis of accounting unless the Board of Directors either intends to liquidate the Company or to cease operations, or has no realistic alternative but to do so.

The Board of Directors is also responsible for overseeing the Company's financial reporting process.

Auditor's Responsibilities for the Audit of the Standalone Financial Results

Our objectives are to obtain reasonable assurance about whether the standalone financial results as a whole are free from material misstatement, whether due to fraud or error, and to issue an auditor's report that includes our opinion. Reasonable assurance is a high level of assurance, but is not a guarantee that an audit conducted in accordance with SAs will always detect a material misstatement when it exists. Misstatements can arise from fraud or error and are considered material if, individually



or in the aggregate, they could reasonably be expected to influence the economic decisions of users taken on the basis of these standalone financial results.

As part of an audit in accordance with SAs, we exercise professional judgment and maintain professional skepticism throughout the audit.

We also:


- Identify and assess the risks of material misstatement of the standalone financial results, whether due to fraud or error, design and perform audit procedures responsive to those risks, and obtain audit evidence that is sufficient and appropriate to provide a basis for our opinion. The risk of not detecting a material misstatement resulting from fraud is higher than for one resulting from error, as fraud may involve collusion, forgery, intentional omissions, misrepresentations, or the override of internal control.
- Obtain an understanding of internal control relevant to the audit in order to design audit procedures that are appropriate in the circumstances, but not for the purpose of expressing an opinion on the effectiveness of the company's internal control.
- Evaluate the appropriateness of accounting policies used and the reasonableness of accounting estimates and related disclosures made by the Board of Directors.
- Conclude on the appropriateness of the Board of Directors' use of the going concern basis of accounting and, based on the audit evidence obtained, whether a material uncertainty exists related to events or conditions that may cast significant doubt on the Company's ability to continue as a going concern. If we conclude that a material uncertainty exists, we are required to draw attention in our auditor's report to the related disclosures in the financial results or, if such disclosures are inadequate, to modify our opinion. Our conclusions are based on the audit evidence obtained up to the date of our auditor's report. However, future events or conditions may cause the Company to cease to continue as a going concern.
- Evaluate the overall presentation, structure and content of the standalone financial results, including the disclosures, and whether the financial results represent the underlying transactions and events in a manner that achieves fair presentation.

We communicate with those charged with governance regarding, among other matters, the planned scope and timing of the audit and significant audit findings, including any significant deficiencies in internal control that we identify during our audit.



We also provide those charged with governance with a statement that we have complied with relevant ethical requirements regarding independence, and to communicate with them all relationships and other matters that may reasonably be thought to bear on our independence, and where applicable, related safeguards.

For Mehul M. Shah & Co.
Chartered Accountants
FRN: 141907W


(Mehul Shah)
Proprietor
M. No.: 044044
UDIN:21044044AAAABU3944



Place: Mumbai
Date: 24/05/2021



TIAAN

#ExperienceTheGiftOfGod
Skincare | Bodycare | Haircare



TIAAN CONSUMER LIMITED





1

ABOUT US

Company Profile

2

PRODUCT PROFILE

Product Offering

3

TEAM TIAAN

Office Location
& Leadership

4

FINANCIAL ANALYSIS

Financial Results

5

MARKET ANALYSIS

Market Results

6

MARKET PRESENCE

Market Visibility



01
ABOUT US



ABOUT US

- Tiaan Consumer Limited is a **BSE listed company** (Scrip Code: 540108).
- We are a leading provider of **100% Ayurvedic & Natural** personal care products.
- Tiaan is gradually expanding its footprint with **five verticals PAN India**.





OUR PHILOSOPHY

MISSION

TIAAN's mission is to spread the company's presence across the globe and to bring the latest technological advancements to Ayurvedic Beauty & Personal Care sector. We at TIAAN dedicate ourselves to humanity's quest for longer, healthier and happier lives through innovation and modernization of Herbal Personal Care products.

VISION

Our vision is to establish TIAAN as the premier provider of the finest herbal products in the world while maintaining our uncompromising principles.

GOAL

Our Honourable Prime Minister, Mr. Narendra Modi has a vision to make India \$5 trillion economy by 2024. TIAAN's goal is to contribute to his vision by achieving our short-term & long-term interests by 2024 and become pioneer in Beauty & Personal Care Industry.



02

**PRODUCT
PROFILE**





OUR PRODUCTS



FACE CARE

- Face Washes
- Face Scrubs
- Face Gels
- Face Creams

BODY CARE

- Body Lotions
- Handmade Soaps

HAIR CARE

- Shampoos
- Hair Gels



BEST SELLING PRODUCTS



FACE WASHES

- Orange
- Hibiscus



FACE SCRUBS

- Papaya
- Skin Revitalising



FACE CREAMS

- Anti-Ageing
- Lemon Turmeric



FACE GELS

- After Shave
- Aloe Vera



BEST SELLING PRODUCTS



SHAMPOOS

- Anti-Dandruff
- Nourishing



BODY LOTIONS

- Lavender
- Enriching



SOAPS

- Rose
- Charcoal

UPCOMING PRODUCTS

- 1) Range of Essential Oils
- 2) Anti-Hair Fall Range
- 3) Range of Body Wash
- 4) Liquid Hand Wash
- 5) Herbal Hair Oil
- 6) Lip Balm & Lip Care









03
TEAM TIAAN



LOCATIONS

-  **FACTORY LOCATION** – Dindigul, Tamil Nadu
-  **REGISTERED OFFICE** – Baroda, Gujarat
-  **CORPORATE OFFICE** – Hyderabad, Telangana
-  **SALES OFFICE** – Nagpur, Maharashtra

THE LEADERSHIP BOARD



Mr. Sudharshan Rangarajan
Managing Director



Mr. Anuraag K Poojary
Director – Marketing & H.R.



Mr. Dasarath Kumar Kallur
Executive Director & CFO



Mr. Satish Bhagat
Non-Executive - Independent
Director-Chairperson



Mrs. Jayshri Kothari
Non-Executive - Independent
Director (Woman)

THE LEADERSHIP BOARD



Ms. Samala Pavithra
Non-Executive - Independent
Director



Mr. Naresh Veeramalla
Non-Executive - Independent
Director



Mr. Shanoo Mathew
Company Secretary &
Compliance Officer



Mr. Kketan Gohil
Chief Operation Officer

OUR STRENGTHS



Tenacious



Innovative



Adept



Attentive



New-fashioned

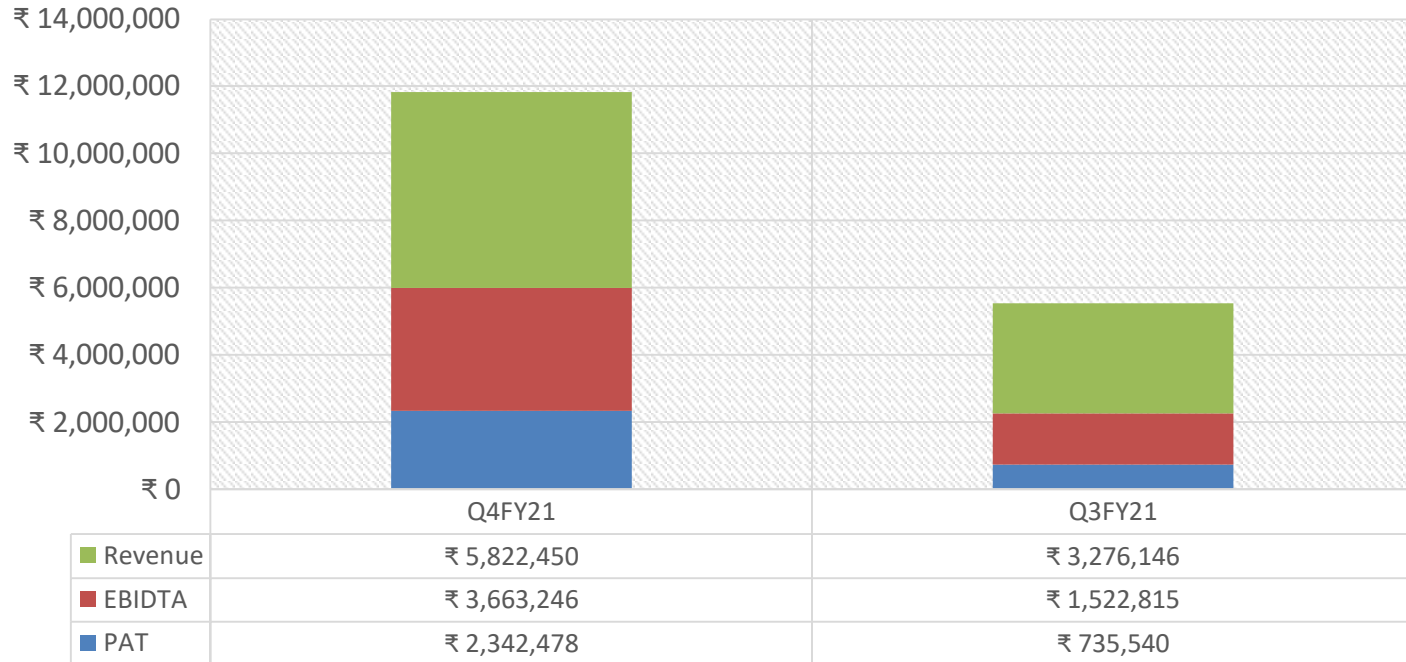


A large, solid red circle with a thin red border, centered on the page. Inside the circle, the text "04 FINANCIAL ANALYSIS" is written in white, bold, sans-serif font.

04
FINANCIAL
ANALYSIS

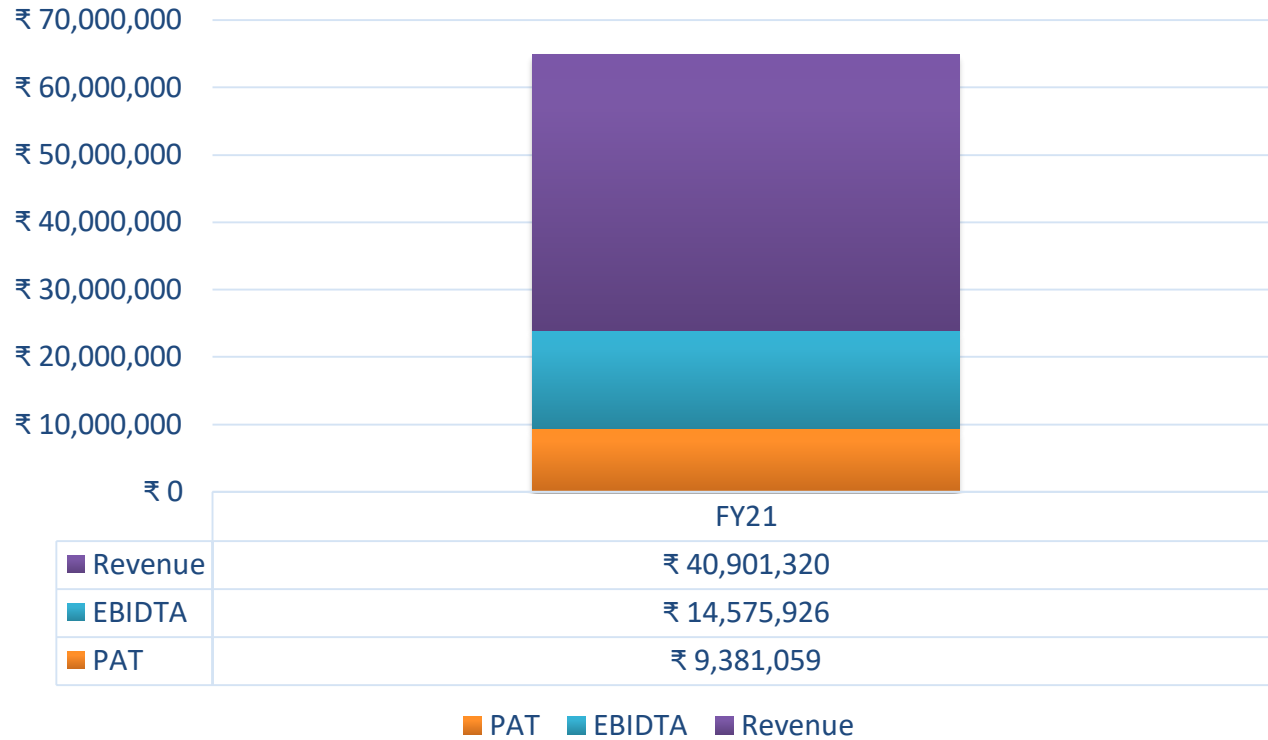


Financial Analysis



■ PAT ■ EBIDTA ■ Revenue

Financial Analysis

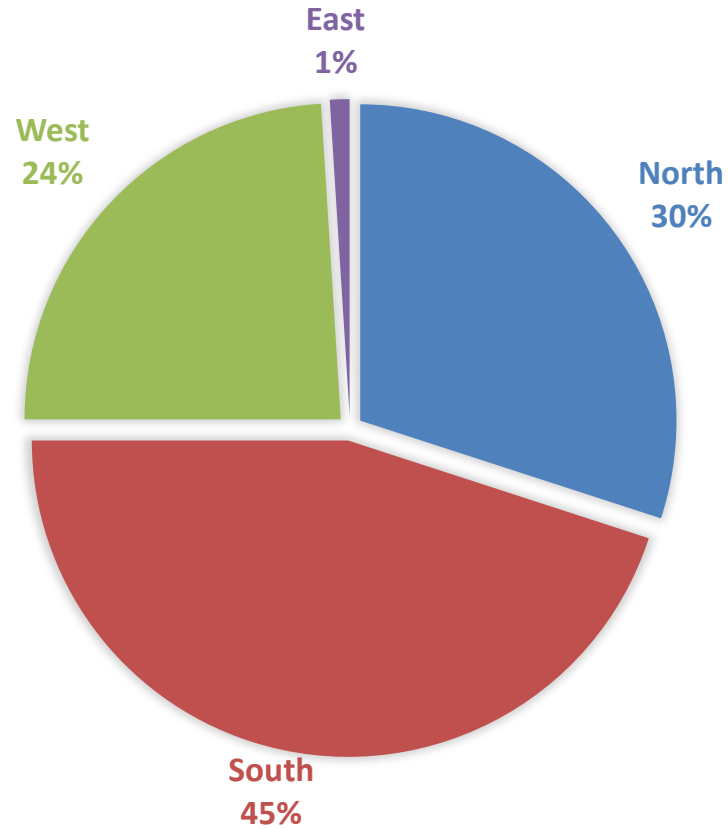




05
MARKET
ANALYSIS



GEOGRAPHICAL MIX





06
MARKET
PRESENCE





#TiaaNYou

**YOU strengthen us,
YOU inspire us,
YOU make us,
YOU motivate us,
YOU are the reason behind our success,
YOU are special to us,
TIAAN & YOU... ∞**



ONLINE PRESENCE



WEBSITE - <https://tiaanstore.com/>



INSTAGRAM -
<https://www.instagram.com/tiaanstore/>



FACEBOOK -
<https://www.facebook.com/TIAANSTORE/>



TWITTER - <https://twitter.com/tiaanstore/>



LINKEDIN - <https://bit.ly/3qP5kqK>



YOUTUBE - <https://bit.ly/3cflmoQ>




AMAZON - <https://amzn.to/3ppg6nt>

FLIPKART - <https://www.flipkart.com/>

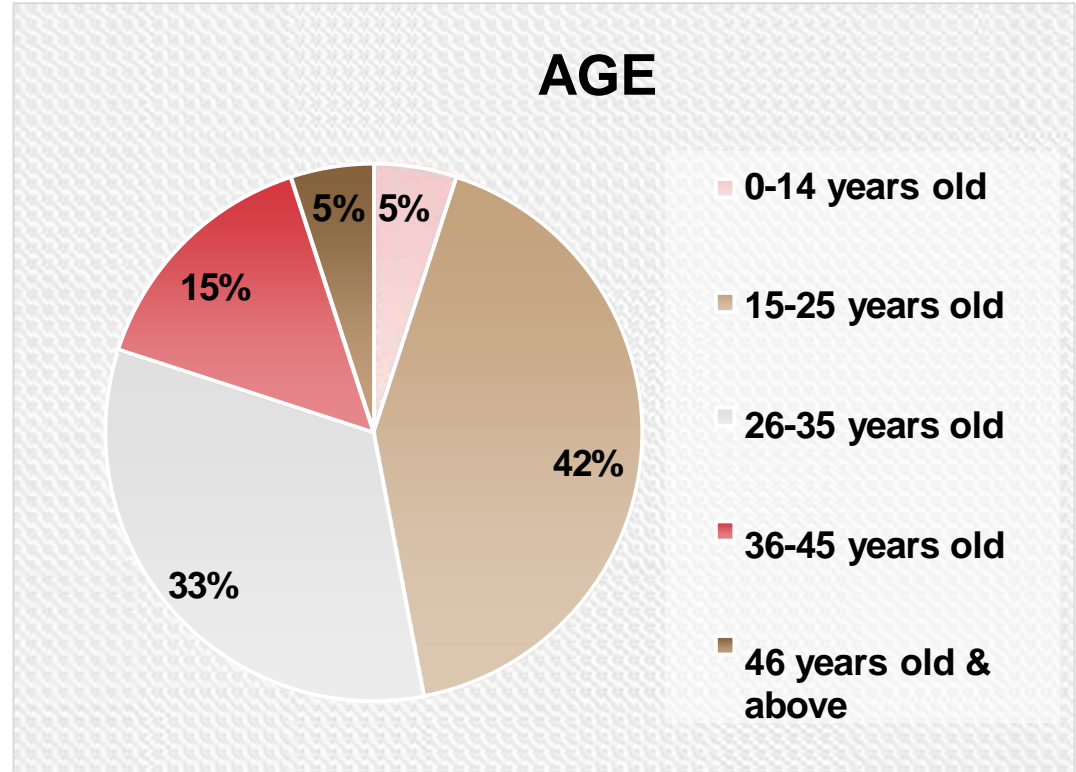


CUSTOMER PROFILE

GENDER



AGE



CUSTOMER TESTIMONIALS



DISHA PANDIT

I am so happy using Almond Face Cream for my face tan. Absolutely in love with this cream. I have never suggested a cream before, but this cream guys...you must try.



DR. ANAMIKA POOJARY

A natural body lotion is required to soothe irritation & combat baby eczema & shield their skin. A colleague asked me to try Tiaan's Nourishing Body Lotion & it has given tremendous results to my patients.



TANYA SHAW

I'm very happy with Tiaan's Saffron Gel. It has reduced my black spots. The gel keeps my face moisturized & overall gives a soothing effect. It is a must to have for a daily skincare routine.

CUSTOMER TESTIMONIALS



RITU SHARMA

I am in love with Tiaan Brand. Their product offerings are simply amazing! I would highly recommend Tiaan's Hibiscus Face Wash, the results are just astonishing.



SHEHNAAZ KHAN

The use of Tiaan's Fresh Cream Soap is literally like using creamy moisturizer. The fragrance is so amazing, it legit smells like fresh cream extract. Good natural products



RAHIL KAPOOR

Tiaan is one of the best skincare brands. They ace in both – Quality & Quantity. I am big fan of their face creams especially their Papaya Face Cream. Your skincare routine is incomplete without Tiaan.



AWARDS



**ICONIC NATURAL SKINCARE BRAND
OF THE YEAR 2020**

Mid-day Newspaper



TIAAN

FOR YOUR QUERIES
(+91) 8070827082
customercare@tiaanstore.com
Hyderabad, India