



PADMANABH ALLOYS & POLYMERS LTD.

Registered Office : N.H.8, Palsana, Dt. Surat 394315
Email: investor@padmanabh.in Website: www.padmanabh.in
Corporate Identity Number: L17110GJ1994PLC023540

Date: 28/05/2022

To,
BSE Limited
P, J. Towers, Dalal Street,
Mumbai 400001

Sub.: Submission of Audited Financial Results for last quarter along with results for the entire financial year ended 31/03/2022.

Ref.: Scrip Code: 531779, Stock Code: PADALPO

Pursuant to Regulation 33 of Securities and Exchange Board of India (Listing Obligations and Disclosure Requirements) Regulations, 2015 we submit herewith Audited Financial Results for last quarter and for entire financial year ended on 31/03/2022.

Statement of Assets and Liabilities as on 31/03/2022, Statement of Cash Flow Statement as on 31/03/2022 along with Audit Report and declaration pursuant to Regulation 33(3)(d) of SEBI (LODR) Regulations, 2015 for audit report with unmodified opinion is also enclosed.

Kindly take the same on record and confirm.

Thanking you,
Yours Faithfully

For Padmanabh Alloys & Polymers Limited

Chetankumar M. Desai
Whole-time Director
(DIN: 00051541)



PADMANABH ALLOYS & POLYMERS LTD.

Registered Office : N.H.8, Palsana, Dt. Surat 394315
Email: investor@padmanabh.in Website: www.padmanabh.in
Corporate Identity Number: L17110GJ1994PLC023540

Date: 28/05/2022

To,
BSE Limited
P, J. Towers, Dalal Street,
Mumbai 400001

Sub.: Declaration pursuant to Regulation 33(3)(d) of SEBI (LODR) Regulations, 2015

Ref.: Scrip Code: 531779, Stock Code: PADALPO

With reference to above subject and in compliance with the provision of Regulation 33(3)(d) of SEBI (Listing Obligations and disclosure Requirements) Regulations, 2015, We hereby declare that Audit Report issued by Statutory Auditors of the Company, on Annual Audited Financial Results for the year ended 31/03/2022 is unmodified.

Kindly take the same on record and confirm.

Thanking you,
Yours Faithfully

For Padmanabh Alloys & Polymers Limited

Chetankumar M. Desai
Whole-time Director
(DIN: 00051541)

AUDIT REPORT

To
The Board of Directors
PADMANABH ALLOYS & POLYMERS LIMITED
VILLAGE-PALSANA
SURAT

Dear Sirs,

Re: **Audit Report on the audited Financial Results for the quarter ended 31st March, 2022 and year to date from April 01, 2021 to March 31, 2022 Pursuant to the Regulation 33 of the SEBI (Listing Obligations and Disclosure Requirements) Regulations, 2015.**

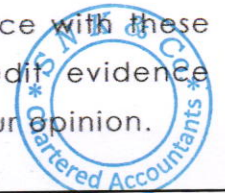
1. We have audited the accompanying statement of audited standalone financial results of PADMANABH ALLOYS & POLYMERS LIMITED for the quarter ended March 31, 2022 and year to date results from April 01, 2021 to March 31, 2022 ("the statement") attached herewith being submitted by the company pursuant to the requirement of Regulations 33 of SEBI (Listing Obligations and Disclosure Requirements), Regulations, 2015.

In our opinion and to the best of our information and according to the explanations given to us, the Statement:

- i. is presented in accordance with the requirements of the Listing Regulations in this regard; and
- ii. gives a true and fair view in conformity with the applicable accounting standards and other accounting principles generally accepted in India, of the net profit and other comprehensive income and other financial information of the Company for the quarter ended March 31, 2022 and for the year ended March 31, 2022.

Basis for Opinion

We conducted our audit in accordance with the Standards on Auditing (SAs) specified under section 143(10) of the Companies Act, 2013, as amended ("the Act"). Our responsibilities under those Standards are further described in the "Auditor's Responsibilities for the Audit of the Standalone Financial Results" section of our report. We are independent of the Company in accordance with the Code of Ethics issued by the Institute of Chartered Accountants of India together with the ethical requirements that are relevant to our audit of the financial statements under the provisions of the Act and the Rules thereunder, and we have fulfilled our other ethical responsibilities in accordance with these requirements and the Code of Ethics. We believe that the audit evidence obtained by us is sufficient and appropriate to provide a basis for our opinion.



2. These quarterly financial results as well as the year to date financial results have been prepared on the basis of the interim financial statements, which are the responsibility of the Company's Management. Our responsibility is to express an opinion on these financial results based on our audit of such interim financial statements which have been prepared in accordance with the recognition and measurement principles laid down in Accounting standard for Interim Financial Reporting (AS 25) prescribed, under section 133 of the Companies Act, 2013 read with relevant rules issued thereunder, or by the Institute of Chartered Accountants of India, as applicable and other accounting principles generally accepted in India.


In preparing the Statement, the Board of Directors are responsible for assessing the Company's ability to continue as a going concern, disclosing, as applicable, matters related to going concern and using the going concern basis of accounting unless the Board of Directors either intends to liquidate the Company or to cease operations, or has no realistic alternative but to do so.

3. We conducted our audit in accordance with the auditing standards generally accepted in India. Those standards require that we plan and perform the audit to obtain reasonable assurance about whether the financial results are free of material mis-statement(s). An audit includes examining, on a test basis, evidence supporting the amounts disclosed as financial results. An audit also includes assessing the accounting principles used and significant estimates made by management. We believe that our audit provides a reasonable basis for our opinion.

In our opinion and to the best of our information and according to the explanations given to us their quarterly financial results as well as the year to date results:

- (i) are presented in accordance with the requirements of Regulation 33 of the SEBI (Listing Obligations and Disclosure Requirements) Regulations, 2015 in this regard; and
- (ii) Give a true and fair view of the net profit / loss and other financial information for the quarter ended March 31, 2022 as well as the year to date results for the period from 01/04/2021 to 31/03/2022.

**For SNK & Co.,
Chartered Accountants
F.R.N - 109176W**


**(Samir B Shah)
(Partner)
(M. No.-103562)**



UDIN:- 22103562AJUP0J6070

Place: Surat
Date: May 28, 2022

PADNANABH ALLOYS & POLYMERS LIMITED


Registered Office:- Village- Palsana Tal-Palsana, Dist-Surat-394315

Email:investor@padmanabh.in CIN : L17110GJ1994PLC023540

Rs in '000

Sr. No.	Particulars	Quarter Ended			Year Ended	
		31.03.2022	31.12.2021	31.03.2021	31.03.2022	31.03.2021
		Audited	(Unaudited)	(Audited)	(Audited)	(Audited)
1	Revenue:					
	(a) Revenue from Operations	85,497	62,424	104,930	289,711	292,676
	(b) Other Income	64	52	789	116	878
	Total Revenue (I + II)	85,560	62,476	105,719	289,826	293,555
2	Expenses					
	(a) Cost of raw material consumed	65,364	48,286	79,100	231,897	232,242
	(b) Purchase of Stock-in-Trade	-	-	-	-	-
	(c) Changes in Inventories of Finished Goods, Work-in-progress and Stock-in-Trade	-2,854	2,603	4,014	-4,242	2,304
	(d) Employee Benefit Expense	6,544	6,121	5,655	24,239	18,194
	(e) Finance cost	792	698	869	2,888	2,644
	(f) Depreciation and Amortization Expense	370	401	345	1,460	1,347
	(f) Other Expenses	12,350	6,863	13,940	32,871	34,088
	Total Expenses	82,566	64,972	103,923	289,113	290,819
3	Profit/(Loss) before exceptional items(3-4)	2,994	-2,496	1,796	713	2,735
4	Exceptional items					
5	Profit/(Loss) before tax (3+4)	2,994	-2,496	1,796	713	2,735
6	Tax Expense:					
	(1) Current tax	272		580	501	914
	(2) Deferred Tax	-	64	-	-69	7
7	Profit/(Loss) for the period from continuing operations(5+6)	2,722	-2,561	1,216	281	1,815
8	Other Comprehensive income(loss) net of tax					
	Items that will not be reclassified to profit or loss	-	-	-	-	-
	Income tax relating to items that will not be reclassified to profit or loss	-	-	-	-	-
	Items that will be reclassified to profit or loss	-	-	-	-	-
	Income tax relating to items that will be reclassified to profit or loss	-	-	-	-	-
	Total Comprehensive Income(7+8)	2,722	-2,561	1,216	281	1,815
9	Paid-up equity share capital(Face Value Rs 10.00)	54,133	54,133	54,133	54,133	54,133
10	Earning per Equity Share					
	(1) Basic	0.50	(0.47)	0.22	0.05	0.34
	(2) Diluted	0.50	(0.47)	0.22	0.05	0.34

For Padmanabh Alloys & Polymers Limited
CIN : L17110GJ1994PLC023540



Chetan M Desai
Whole Time Director
DIN-00051541

Date:- 28 May, 2022
Place:-Surat

NOTES TO ACCOUNTS


- 1 The above results have been reviewed by the audit committee and thereafter approved by the board of directors at their meeting held on 28th May 2022, and has been audited by the statutory Auditor's of the Company. The standalone financial results have been prepared in accordance with the Indian Accounting Standards(IND-AS) as prescribed under section 133 of the Companies Act, 2013 read with Rule 3 of the Companies (Indian Accounting standards)Rules , 2015 and relevant amendment rules thereafter.
- 2 The company is primarily engaged in only one business of filled and reinforced Rermoplastic compounds and masterbatches and hence segment reporting is not applicable.
- 3 The financial figures for the quarter ended March 31, 2022 and March 31, 2021 are the balancing figures between audited figures in respect of full financial year and the unaudited published to date figures upto the third quarter ended December 31, 2021 and December 31, 2020 respectively.
- 4 The Earning Per Share(EPS) gas been computed in accordance with the Accounting Standards Earning Per Share (AS-20).
- 5 Figures of Previous Period/Year have been regrouped/ recast whenever necessary in order to make them comparable.

BALANCE SHEET AS AT 31ST MARCH, 2022

	Rs in '000	
	31.03.2022 Amount in Rs.	31.03.2021 Amount in Rs.
ASSETS		
1 Non-current assets		
(a) Propert, plant and equipment	17,468	17,218
(b) Capital work-in progress	-	-
(c) Intangible assets	-	-
(d) Financial assets		
(i) Investments	-	-
(ii) Other financial assets	1,283	1,283
(iii) Trade Receivables	11,630	11,567
(e) Deferred tax assets (Net)	-	-
(f) Current tax assets (Net)	143	1,353
Sub-Total non-current assets	30,524	31,421
2 Current assets		
(a) Inventories	46,130	35,251
(b) Financial assets		
(i) Investments	-	-
(ii) Trade receivables	94,229	106,651
Billed		
Unbilled		
(iii) Cash and cash equivalents	650	555
(iv) Loan	-	-
(v) Other financial assets	-	-
(c) Other current assets	3,814	3,031
Sub-Total current assets	144,824	145,488
Total Assets	175,347	176,909
EQUITIES AND LIABILITIES		
1 Equity		
(a) Equity share capital	57,065	57,065
(b) Other equity	22,914	22,703
Sub-Total Equity	79,979	79,768
2 Liabilities		
Non Current Liabilities		
(a) Financial Liabilities		
(i) Borrowings	-	-
(ii) Other financial liabilities	463	1,342
(b) Provisions	-	-
(c) Deferred tax liability (net)	1,416	1,486
(d) Other non- current liabilities	-	-
Sub total- Non- Current Liabilities	1,879	2,827
Current liabilities		
(a) Financial Liabilities		
(i) Borrowings	41,052	38,217
(ii) Trade Payables		
(a) Total dues outstanding to micro and small enterprises	8,264	-
(b) Total dues outstanding to others	33,248	45,147
(iii) Other financial liabilities	7,848	6,652
(b) Other current liabilities	1,745	2,348
(c) Provisions	1,331	1,951
(d) Current tax liabilities (Net)	-	-
Sub total- Current Liabilities	93,489	94,314
Total- Equity & Liabilities	175,347	176,909

Summary of Significant Accounting Policies

The accompanying notes are an Integral part of the financial statements.

For Padmanabh Alloys & Polymers Limited
CIN : L17110GJ1994PLC023540

Chetan M Desai
Whole Time Director
DIN-00051541

Place : Surat


Date : 28 May, 2022

PADMANABH ALLOYS & POLYMERS LIMITED

Cash Flow Statement for the year ended 31st March,2022

	Current Year 31.03.2022 Rs.	Rs. in '000 Previous Year 31.03.2021 Rs.
(A) Cash Flow from Operating Activities:		
Net profit/(loss) before tax and Extraordinary items:	713	2,735
Adjusted for:		
Extra ordinary items	-	-
Financial charges	2,888	2,644
Depreciation	1,460	1
Operating Profit before Working Capital Changes	5,061	5,380
Adjusted for:		
(Increase)/Decrease in Inventories	(10,879)	6,399
(Increase)/Decrease in Trade and Other Receivables	12,359	(15,314)
(Increase)/Decrease in Loans and Advances & non current asset	427	2,486
Increase/(Decrease) in Trade Payables and other liabilities	(3,920)	(1,878)
Increase/(Decrease) in Provisions	(620)	-
	(2,633)	(8,307)
Cash Generated from Operations before extra ordinary items	2,429	(2,926)
Less : Prior period expenses (Excess provision made)	70	-
Net Cash Generated from / Utilised in Operations	2,359	(2,926)
Less : Taxes Paid	501	914
Net Cash from Operating Activities	1,857	(3,840)
(B) Cash Flow from Investing Activities:		
Purchase of Fixed assets	(1,710)	(2)
Proceeds from sale of Fixed Assets	-	-
Net Cash Generated from / Utilised in Investing Activities	(1,710)	(2)
(C) Cash Flow from Financing Activities:		
Financial Charges (Interest Paid)	(2,888)	(2,644)
Increase/(Decrease) in Long Term Borrowings	-	-
Increase/(Decrease) in Short Term Borrowings	2,835	9,520
Increase/(Decrease) in Equity Share Capital	-	-
Increase/(Decrease) in Share Premium	-	-
Net Cash Generated From Financing Activities	(53)	6,876
Net (Decrease)/Increase in Cash and Cash Equivalents	95	3,034
Cash and Cash Equivalents at Beginning of the Year	555	1,257
Cash and Cash Equivalents at Closing of the Year	650	555

For Padmanabh Alloys & Polymers Limited
CIN : L17110GJ1994PLC023540



Chetan M Desai
Whole Time Director
DIN-00051541