

HARDCASTLE & WAUD MANUFACTURING COMPANY LIMITED

Regd. Off.: Mall Office, 2nd Floor, Metro Junction Mall of West Pioneer Properties (I) Pvt. Ltd, Netivali,
Kalyan (E), Thane – 421306 Tel. No.: 022-22837658-63
E-mail Id: ho@hawcoindia.com Website: www.hawcoindia.in
CIN No.: L99999MH1945PLC004581

12.5.2022

To,

BSE Ltd
Phiroz Jeejeebhoy Towers
Dalal Street
Mumbai 400 001

Re : Submission of audited Financial Results of the Company for the quarter and year ended 31st March, 2022 pursuant to Regulations 30 & 33 of SEBI (LOADR) Regulations, 2015.

Dear Sirs,

We enclose herewith in respect of our Company:

- a) audited financial results for the financial year 2021-2022 and for the quarter ended 31st March, 2022 along with audit report;
- b) a statement of cashflows for the year ended 31st March, 2022; and
- c) a statement of assets and liabilities as at the end of the financial year 2021-2022.

as approved by the Board of Directors of the Company at its meeting held today.

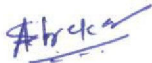
Also, enclosed herewith is a declaration with respect to Audit Report with unmodified opinion on the Audited Financial Results of the Company for the quarter and year ended 31st March, 2022.

Please note that the Board did not recommend any dividend on equity.

Kindly take above information on record.

Thanking you,

Yours faithfully,
For **Hardcastle And Waud Manufacturing Company Limited**



Smita Achrekar
Company Secretary & Compliance Officer

Encl : a/a

**Independent Auditor's Report on the Quarterly and Year to Date Financial Results of
Hardcastle & Waud Manufacturing Company Limited pursuant to the regulation 33 of the
SEBI (Listing Obligations and Disclosure Requirements) Regulations, 2015, as amended.**

To,
The Board of Directors,
Hardcastle & Waud Manufacturing Company Limited

Report on the audit of the Financial Statements

Opinion

We have audited the accompanying statement of quarterly and year to date financial results of Hardcastle & Waud Manufacturing Company Limited ("the Company") for the quarter and year ended March 31, 2022 attached herewith, being submitted by the company pursuant to the requirement of Regulation 33 of the SEBI (Listing Obligations and Disclosure Requirements) Regulations, 2015, as amended ("Listing regulations").

In our opinion and to the best of our information and according to the explanations given to us, the financial results:

- i. are presented in accordance with the requirements of Regulation 33 of the Listing Regulations in this regard; and
- ii. gives a true and fair view in conformity with the recognition and measurement principles laid down in the Indian Accounting Standards ("Ind AS") and other accounting principles generally accepted in India of the net profit and total comprehensive income and other financial information of the Company for the quarter and year ended March 31, 2022.

Basis for Opinion

We conducted our audit in accordance with the Standards on Auditing (SAs) specified under section 143(10) of the Companies Act, 2013 (the Act). Our responsibilities under those



Standards are further described in the Auditor's Responsibilities for the Audit of the Financial Results section of our report. We are independent of the Company in accordance with the Code of Ethics issued by the Institute of Chartered Accountants of India together with the ethical requirements that are relevant to our audit of the financial results under the provisions of the Act and the Rules thereunder, and we have fulfilled our other ethical responsibilities in accordance with these requirements and the ICAI's Code of Ethics. We believe that the audit evidence we have obtained is sufficient and appropriate to provide a basis for our audit opinion.

Management's and Board of Directors' Responsibilities for the Financial Results

The quarterly financial results as well as the year to date Financial Results have been prepared on the basis of the audited financial statements.

The Company's Management and Board of Directors are responsible for the preparation and presentation of the financial results that give a true and fair view of the net loss and other comprehensive loss and other financial information in accordance with the recognition and measurement principles laid down in Indian Accounting Standards prescribed under section 133 of the Act, read with relevant rules issued thereunder and other accounting principles generally accepted in India and in compliance with Regulation 33 of the Listing Regulations. This responsibility also includes maintenance of adequate accounting records in accordance with the provisions of the Act for safeguarding the assets of the Company and for preventing and detecting frauds and other irregularities; selection and application of appropriate accounting policies; making judgments and estimates that are reasonable and prudent; and the design, implementation and maintenance of adequate internal financial controls that were operating effectively for ensuring the accuracy and completeness of the accounting records, relevant to the preparation and presentation of the Financial Results that give a true and fair view and is free from material misstatement, whether due to fraud or error.

In preparing the Financial Results, the Management and the Board of Directors are responsible for assessing the Company's ability to continue as a going concern, disclosing, as applicable, matters related

to going concern and using the going concern basis of accounting unless the Board of Directors either intends to liquidate the Company or to cease operations, or has no realistic alternative but to do so.

The Board of Directors are also responsible for overseeing the Company's financial reporting process.

Auditor's Responsibilities for the Audit of the Financial Results

Our objectives are to obtain reasonable assurance about whether the Financial Results as a whole are free from material misstatement, whether due to fraud or error, and to issue an



auditor's report that includes our opinion. Reasonable assurance is a high level of assurance, but is not a guarantee that an audit conducted in accordance with SAs will always detect a material misstatement when it exists. Misstatements can arise from fraud or error and are considered material if, individually or in the aggregate, they could reasonably be expected to influence the economic decisions of users taken on the basis of these Financial Results.

As part of an audit in accordance with SAs, we exercise professional judgment and maintain professional skepticism throughout the audit. We also:

- i. Identify and assess the risks of material misstatement of the Financial Results, whether due to fraud or error, design and perform audit procedures responsive to those risks, and obtain audit evidence that is sufficient and appropriate to provide a basis for our opinion. The risk of not detecting a material misstatement resulting from fraud is higher than for one resulting from error, as fraud may involve collusion, forgery, intentional omissions, misrepresentations, or the override of internal control.
- ii. Obtain an understanding of internal financial control relevant to the audit in order to design audit procedures that are appropriate in the circumstances, but not for the purpose of expressing an opinion on the effectiveness of such controls.
- iii. Evaluate the appropriateness of accounting policies used and the reasonableness of accounting estimates made by the Management and the Board of Directors.
- iv. Conclude on the appropriateness of the Management and the Board of Directors' use of the going concern basis of accounting and, based on the audit evidence obtained, whether a material uncertainty exists related to events or conditions that may cast significant doubt on the Company's ability to continue as a going concern. If we conclude that a material uncertainty exists, we are required to draw attention in our auditor's report to the related disclosures in the financial results or, if such disclosures are inadequate, to modify our opinion. Our conclusions are based on the audit evidence obtained up to the date of our auditor's report.
- v. However, future events or conditions may cause the Company to cease to continue as a going concern.
- vi. Evaluate the overall presentation, structure and content of the Financial Results, including the disclosures, and whether the Financial Results represent the underlying transactions and events in a manner that achieves fair presentation.

We communicate with those charged with governance regarding, among other matters, the planned scope and timing of the audit and significant audit findings, including any significant deficiencies in internal control that we identify during our audit.



We also provide those charged with governance with a statement that we have complied with relevant ethical requirements regarding independence, and to communicate with them all relationships and other matters that may reasonably be thought to bear on our independence, and where applicable, related safeguards.

Other Matters

The statement includes the results for the quarter ended March 31, 2022 being the balancing figures between the audited figures in respect of the full financial year ended March 31, 2022 and the published unaudited year to date figures up to the fourth quarter of the current financial year, which were subject to limited review by us, as required under the Listing Regulations.

Our opinion is not modified in respect of this matter

For GMJ & Co
Chartered Accountants
FRN: 103429W



CA Atul Jain
Partner

Membership No: 037097
UDIN: 22037097AIVVEEQ2246
Place: Mumbai
Date: 12th May, 2022



Statement of Audited Financial Results for the Quarter and Year ended 31.03.2022

| Sr. No | Particulars | (₹ in Lakhs) | | | | |
|-------------|---|-----------------------|-------------------------|-----------------------|-----------------------|-----------------------|
| | | Quarter Ended | | | Year Ended | |
| | | 31.03.2022 Audited | 31.12.2021 Unaudited | 31.03.2021 Audited | 31.03.2022 Audited | 31.03.2021 Audited |
| I | Revenue from Operations | 90.85 | 81.50 | 111.10 | 416.07 | 319.08 |
| II | Other Income | 7.11 | 4.03 | 1.31 | 20.35 | 13.66 |
| III | Total Income (I+II) | 97.96 | 85.53 | 112.41 | 436.42 | 332.74 |
| IV | Expenses | | | | | |
| | Purchases of Stock-in-Trade | 18.63 | 18.76 | 39.36 | 57.52 | 71.42 |
| | Changes in Inventories of Stock-in-Trade | - | - | - | - | 26.41 |
| | Employee Benefits Expenses | 14.85 | 17.60 | 18.93 | 65.12 | 70.18 |
| | Finance Costs | - | - | - | - | 0.06 |
| | Depreciation and Amortisation Expenses | 14.82 | 14.46 | 13.22 | 58.85 | 47.41 |
| | Other Expenses | 21.34 | 19.65 | 24.52 | 70.23 | 60.94 |
| | Total Expenses | 69.64 | 70.47 | 96.03 | 251.72 | 276.42 |
| V | Profit before exceptional items and tax (III-IV) | 28.32 | 15.06 | 16.38 | 184.70 | 56.32 |
| VI | Exceptional Items | - | - | - | - | - |
| VII | Profit before extraordinary items and tax (V - VI) | 28.32 | 15.06 | 16.38 | 184.70 | 56.32 |
| VIII | Extraordinary items | - | - | - | - | - |
| IX | Profit before tax (VII- VIII) | 28.32 | 15.06 | 16.38 | 184.70 | 56.32 |
| X | Tax Expense | | | | | |
| | Current Tax | 19.02 | 1.76 | 4.55 | 46.02 | 11.56 |
| | Deferred Tax | (0.08) | 4.49 | (3.71) | 21.19 | 43.85 |
| | Provision for Earlier Years | - | 2.81 | (0.01) | 2.81 | (0.01) |
| | MAT Credit Entitlement | (12.50) | - | - | (12.50) | - |
| XI | Profit for the period/year (IX-X) | 21.88 | 6.00 | 15.55 | 127.18 | 0.92 |
| XII | Other Comprehensive Income | | | | | |
| | A (i) items that will not be reclassified to Profit or (Loss) | 59.96 | (4.63) | (49.41) | 543.66 | (45.34) |
| | (ii) Income tax relating to items that will not be reclassified to Profit or (Loss) | (12.09) | 1.15 | 10.27 | (139.81) | 25.29 |
| | B (i) items that will be reclassified to Profit or (Loss) | - | - | - | - | - |
| | (ii) Income tax relating to items that will be reclassified to Profit or (Loss) | - | - | - | - | - |
| | Total of Other Comprehensive Income / (Loss) , net of tax | 47.87 | (3.48) | (39.14) | 403.85 | (20.05) |
| XIII | Total Comprehensive Income (XI+XII) (Comprising Profit/(Loss) and other Comprehensive Income/(Loss) for the period/year) | 69.75 | 2.52 | (23.59) | 531.03 | (19.13) |
| XIV | Paid-up equity share capital - (Face Value of Rs. 10/- each) | 67.95 | 67.95 | 67.95 | 67.95 | 67.95 |
| XV | Earnings per share of Rs 10/- each, (Not annualised) : | | | | | |
| | a) Basic (in ₹) | 3.22 | 0.88 | 2.29 | 18.72 | 0.14 |
| | b) Diluted (in ₹) | 3.22 | 0.88 | 2.29 | 18.72 | 0.14 |
| XVI | Reserve excluding revaluation reserves as per balancesheet of previous accounting year | | | | | |




| SEGMENT-WISE REVENUE, RESULTS, ASSETS & LIABILITIES: | | | | | (₹ in Lakhs) | |
|--|---|-----------------------|-------------------------|-----------------------|-----------------------|-----------------------|
| Sr. No | Particulars | Quarter ended | | | Year Ended | |
| | | 31.03.2022 Audited | 31.12.2021 Unaudited | 31.03.2021 Audited | 31.03.2022 Audited | 31.03.2021 Audited |
| I | Segment Revenue | | | | | |
| | a) Trading | 30.94 | 30.94 | 62.83 | 95.03 | 154.78 |
| | b) Investments | 12.84 | 3.50 | 6.74 | 138.55 | 10.36 |
| | c) Leasing | 47.07 | 47.06 | 41.53 | 182.49 | 153.94 |
| | Total | 90.85 | 81.50 | 111.10 | 416.07 | 319.08 |
| II | Segment Results - Profit before tax and interest | | | | | |
| | a) Trading | 12.29 | 12.09 | 22.82 | 37.40 | 55.16 |
| | b) Investments | 12.83 | 3.50 | 6.73 | 138.54 | 10.35 |
| | c) Leasing | 27.49 | 24.40 | 25.95 | 106.47 | 94.99 |
| | Total | 52.61 | 39.99 | 55.50 | 282.41 | 160.50 |
| | less : Interest | - | - | - | - | (0.06) |
| | Less : Extra-Ordinary Items | - | - | - | - | - |
| | Add : All other un-allocable (expenditure)/income | (24.29) | (24.93) | (39.12) | (97.71) | (104.12) |
| | Total Profit Before Tax | 28.32 | 15.06 | 16.38 | 184.70 | 56.32 |
| III | Segment Assets | | | | | |
| | a) Trading | 37.35 | 37.35 | 75.52 | 37.35 | 75.52 |
| | b) Investments | 2,272.37 | 2,243.08 | 1,604.14 | 2,272.37 | 1,604.14 |
| | c) Leasing | 1,999.06 | 1,969.01 | 1,945.75 | 1,999.06 | 1,945.75 |
| | Total | 4,308.78 | 4,249.44 | 3,625.41 | 4,308.78 | 3,625.41 |
| | Add:Unallocated Corporate Assets | 44.47 | 48.27 | 120.81 | 44.47 | 120.81 |
| | Total | 4,353.25 | 4,297.71 | 3,746.22 | 4,353.25 | 3,746.22 |
| IV | Segment Liabilities | | | | | |
| | a) Trading | 1.98 | 8.23 | - | 1.98 | - |
| | b) Investments | - | - | - | - | - |
| | c) Leasing | 229.76 | 233.43 | 233.14 | 229.76 | 233.14 |
| | Total | 231.74 | 241.66 | 233.14 | 231.74 | 233.14 |
| | Add:Unallocated Corporate Liabilities | 99.94 | 104.25 | 22.55 | 99.94 | 22.55 |
| | Total | 331.68 | 345.91 | 255.69 | 331.68 | 255.69 |
| | Add:Net Worth | 4,021.57 | 3,951.80 | 3,490.53 | 4,021.57 | 3,490.53 |
| | Total | 4,353.25 | 4,297.71 | 3,746.22 | 4,353.25 | 3,746.22 |




Statement of Assets & Liabilities

| | | (₹ in Lakhs) | |
|-------------------------------|--|--------------------------------|--------------------------------|
| | | As at 31-03-2022 Audited | As at 31-03-2021 Audited |
| ASSETS | | | |
| I | Non-current assets | | |
| | Property, Plant and Equipment | 477.46 | 411.83 |
| | Right-of-use assets | 8.94 | 9.08 |
| | Capital work-in Progress | 10.40 | 24.05 |
| | Investment Properties | 1,484.23 | 1,509.96 |
| | Financial Assets | | |
| | Investments | 1,048.14 | 1,292.79 |
| | Other Financial Assets | 6.90 | 7.08 |
| | Deferred tax assets (net) | - | 67.73 |
| | Other non-current assets | 13.99 | 20.71 |
| | | 3,050.06 | 3,343.23 |
| II | Current Assets | | |
| | Inventories | - | - |
| | Financial Assets | | |
| | Investments | 319.67 | 11.34 |
| | Trade receivables | 24.96 | 63.53 |
| | Cash and cash equivalents | 19.23 | 9.38 |
| | Bank balances other than above | 12.00 | 7.50 |
| | Loans | - | - |
| | Other Current Assets | 927.33 | 311.24 |
| | | 1,303.19 | 402.99 |
| | TOTAL ASSETS | 4,353.25 | 3,746.22 |
| EQUITY AND LIABILITIES | | | |
| | EQUITY | | |
| | Equity Share Capital | 67.95 | 67.95 |
| | Other Equity | 3,953.62 | 3,422.58 |
| | | 4,021.57 | 3,490.53 |
| | LIABILITIES | | |
| I | Non-current liabilities | | |
| | Financial Liabilities | | |
| | Other financial liabilities | - | - |
| | Deferred tax liabilities (Net) | 83.57 | - |
| | Other non-current liabilities | - | - |
| | | 83.57 | - |
| II | Current liabilities | | |
| | Financial Liabilities | | |
| | Borrowings | - | - |
| | Trade Payables due to | | |
| | (i) Micro & Small Enterprise | - | - |
| | (ii) Other than Micro & Small Enterprise | 10.76 | 12.55 |
| | Other financial liabilities | 224.15 | 230.14 |
| | Provisions | 13.20 | 13.00 |
| | Current Tax Liabilities (Net) | - | - |
| | | 248.11 | 255.69 |
| | TOTAL EQUITY AND LIABILITIES | 4,353.25 | 3,746.22 |



| Statement of Cash Flow | | | | | |
|--|--|--|-----------------------------------|---|--|
| | | | | (₹ in Lakhs) | |
| Particulars | | | Year ended 31.03.22 Audited | Year ended 31.03.21 Audited | |
| Cash flow from Operating Activities | | | | | |
| Profit before Tax | | | 184.70 | 56.33 | |
| Adjustments for Non-Cash and Non-Operating Items | | | | | |
| Provision for Leave Encashment | | | (0.08) | 0.16 | |
| Provision for Gratuity | | | 1.82 | 1.35 | |
| Net gain on fair valuation of investments | | | (39.67) | (0.07) | |
| Net gain on sale of investments | | | (12.03) | (4.57) | |
| (Profit)/Loss on Sale of Property, Plant and Equipments (net) | | | (1.79) | 0.06 | |
| Depreciation & Amortisation | | | 58.85 | 47.41 | |
| Dividend income | | | (0.10) | (0.28) | |
| Profit/(Loss) on Investment Bond | | | 4.88 | - | |
| Interest Income | | | (92.41) | (1.55) | |
| Operating Profit/(Loss) before Working Capital Changes | | | 104.17 | 98.84 | |
| Increase in Trade Payables | | | (1.79) | 5.02 | |
| Increase/(Decrease) in Other Current Liabilities | | | (5.99) | 0.90 | |
| (Increase) in Other non-current assets | | | 6.90 | 8.61 | |
| (Increase) in Trade Receivables | | | 38.57 | (37.44) | |
| (Increase) in Inventories | | | - | 26.41 | |
| (Increase)/Decrease in Other current assets | | | 224.91 | 34.40 | |
| Cash generated from Operations | | | 366.77 | 136.74 | |
| Direct Taxes Paid (Net) | | | (46.02) | (1.87) | |
| Net Cash Flow from Operating Activities - (A) | | | 320.75 | 134.87 | |
| Cash Flows from Investing Activities | | | | | |
| Purchase of Property, Plant and Equipments | | | (83.17) | (85.46) | |
| Fixed Deposits with Banks | | | (4.50) | (300.00) | |
| (Purchase)/Sale of Investments (net) | | | 525.26 | 258.55 | |
| Dividend Received | | | 0.10 | 0.28 | |
| Loan (Given)/Recovered | | | (841.00) | - | |
| Interest Received | | | 92.41 | 1.55 | |
| Net cash used in Investing Activities - (B) | | | (310.90) | (125.08) | |
| Cash Flow from Financing Activities | | | | | |
| (Repayment)/Received - Current Borrowing (Net) | | | - | (5.01) | |
| Net Cash (used in)/generated from Financing Activities (C) | | | - | (5.01) | |
| (Decrease)/Increase in Cash and Cash Equivalents | | | 9.85 | 4.78 | |
| Cash and Cash Equivalents at Beginning of the year | | | 9.38 | 4.60 | |
| Cash and Cash Equivalents at End of the year | | | 19.23 | 9.38 | |
| Components of Cash and Cash Equivalents | | | | | |
| Cash on Hand | | | 0.77 | 0.64 | |
| Balances with Scheduled Banks - In Current Accounts | | | 12.99 | 6.43 | |
| Cheques on Hand | | | 5.47 | 2.31 | |
| Cash and cash equivalents in cash flow statement | | | 19.23 | 9.38 | |
| NOTES : | | | | | |
| 1) The above results have been reviewed by the Audit Committee and by the Board of Directors at their respective meeting held on 12th May, 2022. | | | | | |
| 2) Financial Results is also available on the website www.bseindia.com and on the Company's website www.hawcoindia.in. | | | | | |
| 3) Figures of the previous period have been regrouped/rearranged wherever necessary/practicable to conform to the current presentation. | | | | | |
| 4) The statement includes the results for quarter ended March 31, 2022 being the balancing figures between the audited figures in respect of the full financial year ended March 31, 2022 and the published unaudited year to date figures upto the fourth quarter of the current financial year, which are subject limited review by us, as required under the Listing Regulation | | | | | |
| | | | | By Order of the Board | |
| | | | |  | |
| Date : 12th May, 2022 | | | | Banwari Lal Jatia | |
| Place: Mumbai | | | | Managing Director | |



HARDCASTLE & WAUD MANUFACTURING COMPANY LIMITED

Regd. Off.: Mall Office, 2nd Floor, Metro Junction Mall of West Pioneer Properties (I) Pvt. Ltd,
Netivali, Kalyan (E), Thane – 421306 Tel. No.: 022-22837658-63
E-mail Id: ho@hawcoindia.com Website: www.hawcoindia.in
CIN No.: L99999MH1945PLC004581

12.5.2022

To,

BSE Ltd
Phiroz Jeejeebhoy Towers
Dalal Street
Mumbai 400 001

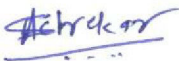
Sub: Declaration with respect to Audit Report with unmodified opinion on the Audited Financial Results of the Company for the quarter and year ended 31st March, 2022

Dear Sirs,

Pursuant to Regulation 33(3)(d) of the SEBI (Listing Obligations and Disclosure Requirements) Regulations, 2015, it is hereby declared that the Statutory Auditors of the Company have issued an Audit Report with unmodified opinion on the Audited Financial Results of the Company for the quarter and year ended 31st March, 2022.

Thanking you,

Yours faithfully,
For **Hardcastle And Waud Manufacturing Company Limited**



Smita Achrekar
Company Secretary & Compliance Officer