

SMEL/SE/2023-24/80

December 05, 2023

**The Secretary, Listing Department  
BSE Limited**Phiroze Jeejeebhoy Towers  
Dalal Street  
Mumbai 400 001  
Maharashtra, India  
Scrip Code: **543299****The Manager - Listing Department  
National Stock Exchange of India**Limited "Exchange Plaza", 5th Floor,  
Plot No. C/1, G Block, Bandra-Kurla  
Complex, Bandra (East), Mumbai 400  
051  
Maharashtra, India  
Symbol: **SHYAMMETL****Sub: Sales Release for the Month Ended 30<sup>th</sup> November, 2023**

Dear Sir/Madam,

Pursuant to Regulation 30 of SEBI (LODR) Regulations 2015, kindly find enclosed herewith the Sales Release of the Company for the Month ended 30th November, 2023.

This is for your information and records.

Thanking you,

Yours faithfully,





**For Shyam Metalics and Energy Limited****Birendra Kumar Jain  
Company Secretary  
Membership No. ACS 8305****Enclosed: As above**

OUR BRANDS:

**SEL****TIGER**  
550D TMT RE-BAR**TIGER**  
GRILLS & STEELS**TIGER**  
stirrups**TIGER**  
WIRE+**SHYAM METALICS AND ENERGY LIMITED**

REG. OFFICE: Trinity Tower, 7th Floor, 83, Topsia Road, Kolkata - 700 046, West Bengal, CIN: L40101WB2002PLC095491 GSTIN: 19AAHCS5842A2ZD

SALES &amp; MARKETING OFFICE: Viswakarma Building, North West Block, 1st, 2nd &amp; 3rd Floor, 86C, Topsia Road, Kolkata - 700 046

T: +91 33 4016 4001 F: +91 33 4016 4025 Email: contact@shyamgroup.com Web: www.shyammetalics.com Follow us on:    

## Sales Release for the month of November 2023

### Sponge Iron

Particulars	Monthly Performance				
	November	November	% Change	October	% Change
	FY24	FY23		FY24	
Quantity in Tonnes	87,791	30,496	187.9%	84,902	3.4%
Average Realisation Per Tonne	26,425	28,909	-8.6%	28,071	-5.9%

- There has been an increase of 3.4% in sale volume of Sponge Iron as compared to the previous month whereas realisations have been dropped by 5.9%.
- There has been an increase in the volume of Sponge Iron by 187.9% YOY basis.

### Steel Billets

Particulars	Monthly Performance				
	November	November	% Change	October	% Change
	FY24	FY23		FY24	
Quantity in Tonnes	8,683	16,791	-48.3%	6,552	32.5%
Average Realisation Per Tonne	40,635	43,960	-7.6%	42,202	-3.7%

- There has been a decrease on realization on sale of billets which decreased by 3.7% as compared to the previous month. The volumes have been increased by 32.5% as compared to the previous month.

### Long Steel including TMT, Wire Rods, Structurals

Particulars	Monthly Performance				
	November	November	% Change	October	% Change
	FY24	FY23		FY24	
Quantity in Tonnes	1,05,631	1,12,296	-5.9%	1,02,057	3.5%
Average Realisation Per Tonne	46,625	49,941	-6.6%	48,343	-3.6%

- As compared to the previous month the Long steel volumes have increased by 3.5% whereas the realizations have been decreased by 3.6%.

OUR BRANDS:



### SHYAM METALICS AND ENERGY LIMITED

REG. OFFICE: Trinity Tower, 7th Floor, 83, Topsia Road, Kolkata - 700 046, West Bengal, CIN: L40109WB2002PLC095491 GSTIN: 19AAHCS5842A2ZD

SALES & MARKETING OFFICE: Viswakarma Building, North West Block, 1st, 2nd & 3rd Floor, 86C, Topsia Road, Kolkata - 700 046

T: +91 33 4016 4001 F: +91 33 4016 4025 Email: contact@shyamgroup.com Web: www.shyammetalics.com Follow us on:

## Steel

Particulars	Monthly Performance				
	November	November	% Change	October	% Change
	FY24	FY23		FY24	
Quantity in Tonnes	2,02,105	1,59,584	26.6%	1,93,511	4.4%
Average Realisation Per Tonne	37,593	45,293	-17.0%	39,241	-4.2%

- The steel division witnessed a slight fall in realizations as compared to previous month by 4.2% whereas volumes have increased by 4.4%.

## Pellet

Particulars	Monthly Performance				
	November	November	% Change	October	% Change
	FY24	FY23		FY24	
Quantity in Tonnes	85,694	69,317	23.6%	92,520	-7.4%
Average Realisation Per Tonne	8,843	7,526	17.5%	9,028	-2.1%

- There has been a decrease on realization on sale of pellets which decreased by 2.1% as compared to the previous month. The volumes too decreased by 7.4% as compared to the previous month.
- On a YOY basis the realizations per tonne increased by 17.5% and there was a volume increase of 23.6%.

## Ferro Alloys

Particulars	Monthly Performance				
	November	November	% Change	October	% Change
	FY24	FY23		FY24	
Quantity in Tonnes	11,362	14,730	-22.9%	9,131	24.4%
Average Realisation Per Tonne	97,349	89,102	9.3%	93,472	4.1%

- The realizations of Ferro Alloys have been increased by 4.1% and volumes have also been increase by 24.4%.

OUR BRANDS:



### SHYAM METALICS AND ENERGY LIMITED

REG. OFFICE: Trinity Tower, 7th Floor, 83, Topsia Road, Kolkata - 700 046, West Bengal, CIN: L40109WB2002PLC095491 GSTIN: 19AAHCS5842A2ZD

SALES & MARKETING OFFICE: Viswakarma Building, North West Block, 1st, 2nd & 3rd Floor, 86C, Topsia Road, Kolkata - 700 046

T: +91 33 4016 4001 F: +91 33 4016 4025 Email: contact@shyamgroup.com Web: www.shyammetalics.com Follow us on:

## Aluminium Foil

Particulars	Monthly Performance				
	November	November	% Change	October	% Change
	FY24	FY23		FY24	
Quantity in Tonnes	1,547	1,344	15.1%	1,311	18.0%
Average Realisation Per Tonne	3,16,476	3,54,496	-10.7%	3,07,369	3.0%

- There has been an increase on realization on sale of Aluminium Foil which increased by 3.0% as compared to the previous month. The volumes too increased by 18.0% as compared to the previous month.

## Stainless Steel

Particulars	Monthly Performance				
	November	November	% Change	October	% Change
	FY24	FY23		FY24	
Quantity in Tonnes	4,025	-	-	5,406	-25.5%
Average Realisation Per Tonne	1,18,070.54	-	-	1,14,272.85	3.3%

- There has been an increase on realization on sale Of Stainless Steel which increased by 3.3% as compared to the previous month wherein the volumes have been decreased by 25.5% as compared to the previous month.

## About Shyam Metalics And Energy Limited (SMEL)

SMEL is a leading integrated metal producing company based in India with a focus on long steel products and ferro alloys. We are amongst the largest producers of Ferro alloys, one of the leading players in terms of pellet capacity and the fourth largest player in the sponge iron industry in terms of sponge iron capacity in India.

We have a diversified product mix which enables us to sell both intermediates and final products across the steel value chain. The Company has a consistent track record of delivering profitability since the commencement of our operations in Fiscal 2005.

SMEL has received an upgraded rating of CRISIL AA (Stable) for Long Term Bank Facilities, CRISILA 1+ (Stable) for Short Term Bank Facilities. SMEL is one of the least leveraged Steel Company in India.

OUR BRANDS:



### SHYAM METALICS AND ENERGY LIMITED

REG. OFFICE: Trinity Tower, 7th Floor, 83, Topsia Road, Kolkata - 700 046, West Bengal, CIN: L40109WB2002PLC095491 GSTIN: 19AAHCS5842A2ZD

SALES & MARKETING OFFICE: Viswakarma Building, North West Block, 1st, 2nd & 3rd Floor, 86C, Topsia Road, Kolkata - 700 046

T: +91 33 4016 4001 F: +91 33 4016 4025 Email: contact@shyamgroup.com Web: www.shyammetalics.com Follow us on: