

**TD Power Systems Limited**  
(CIN -L31103KA1999PLC025071)

REGISTERED OFFICE & FACTORY:  
27, 28 and 29, KIADB Industrial Area  
Dabaspet, Nelamangala Taluk  
Bengaluru Rural District  
Bengaluru – 562 111 India

Tel +91 80 229 95700 / 6633 7700  
Fax +91 80 7734439 / 2299 5718  
Mail [tdps@tdps.co.in](mailto:tdps@tdps.co.in)

[www.tdps.co.in](http://www.tdps.co.in)

November 08, 2023

The Corporate Service  
Department  
**BSE Limited**  
P J Towers, Dalal Street  
Mumbai – 400 001

The Listing Department  
**The National Stock Exchange of India  
Ltd.**  
Exchange Plaza, Bandra- Kurla Complex  
Bandra (East)  
Mumbai 400 051

Sirs,

**Sub: Investor Presentation for the period ended September 30, 2023**

Pursuant to Regulation 30 of the SEBI (Listing Obligations and Disclosure Requirements) Regulations, 2015, a results presentation to analyst/investor for period ended September 30, 2023 is enclosed.

Kindly take the above on record.

Yours faithfully,  
**For TD Power Systems Limited**

**Bharat Rajwani**  
Company Secretary

Encl : A/a

The logo consists of the lowercase letters 'tdps' in a white, bold, sans-serif font, set against a solid red rectangular background. A registered trademark symbol (®) is positioned to the upper right of the 's'.

is sharing  
is relations  
is power

is generating solutions

Manufacturers of  
AC Generators up to 250MVA

# TD Power Systems Limited

Investor Presentation – November 2023

This presentation and the accompanying slides (the “Presentation”), which have been prepared by **TD Power Systems Limited** (the “Company”), have been prepared solely for information purposes and do not constitute any offer, recommendation or invitation to purchase or subscribe for any securities, and shall not form the basis or be relied on in connection with any contract or binding commitment whatsoever. No offering of securities of the Company will be made except by means of a statutory offering document containing detailed information about the Company.

This Presentation has been prepared by the Company based on information and data which the Company considers reliable, but the Company makes no representation or warranty, express or implied, whatsoever, and no reliance shall be placed on, the truth, accuracy, completeness, fairness and reasonableness of the contents of this Presentation. This Presentation may not be all inclusive and may not contain all of the information that you may consider material. Any liability in respect of the contents of, or any omission from, this Presentation is expressly excluded.

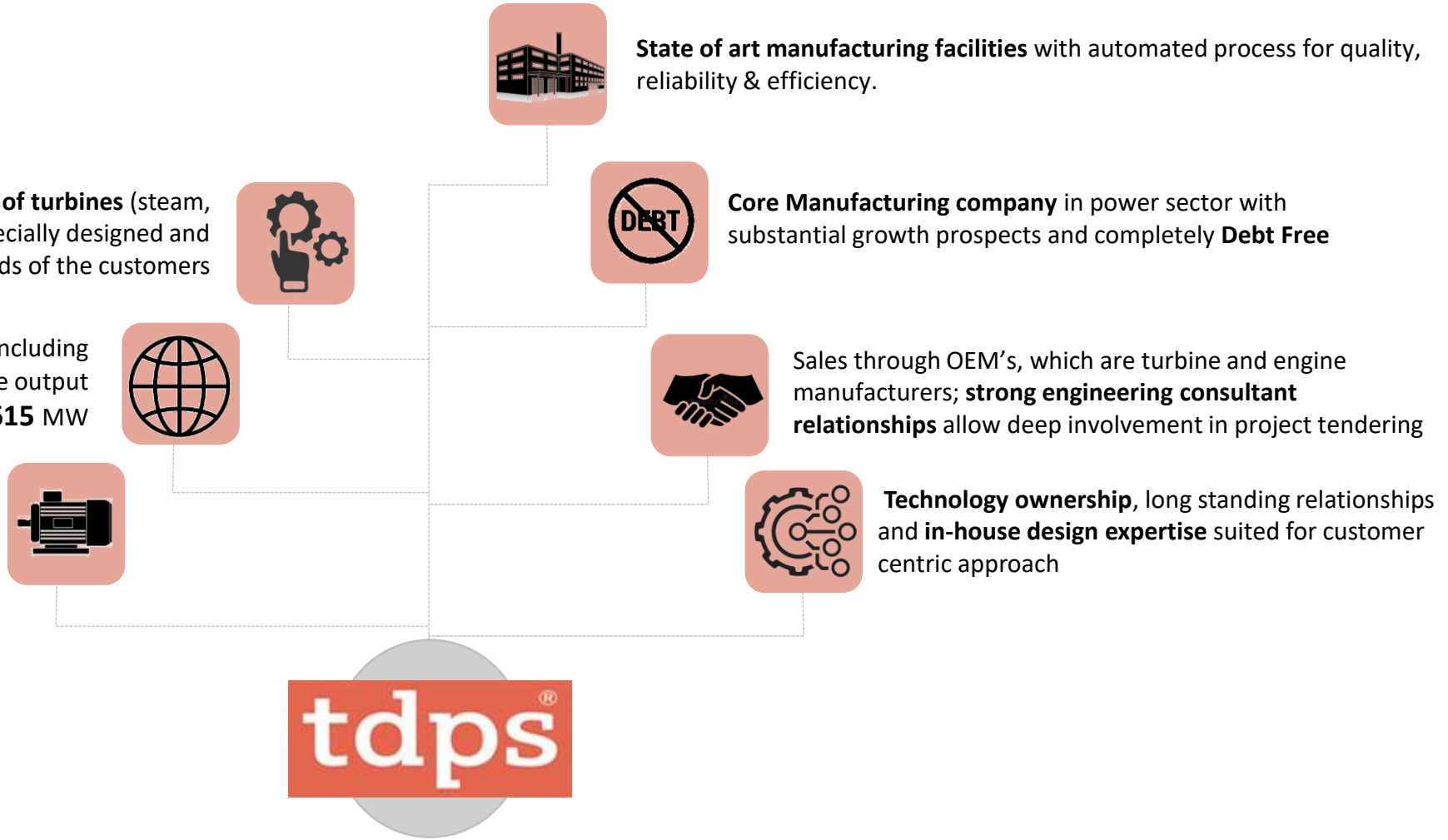
Certain matters discussed in this Presentation may contain statements regarding the Company’s market opportunity and business prospects that are individually and collectively forward-looking statements. Such forward-looking statements are not guarantees of future performance and are subject to known and unknown risks, uncertainties and assumptions that are difficult to predict. These risks and uncertainties include, but are not limited to, the performance of the Indian economy and of the economies of various international markets, the performance of the industry in India and worldwide, competition, the company’s ability to successfully implement its strategy, the Company’s future levels of growth and expansion, technological implementation, changes and advancements, changes in revenue, income or cash flows, the Company’s market preferences and its exposure to market risks, as well as other risks. The Company’s actual results, levels of activity, performance or achievements could differ materially and adversely from results expressed in or implied by this Presentation. The Company assumes no obligation to update any forward-looking information contained in this Presentation. Any forward-looking statements and projections made by third parties included in this Presentation are not adopted by the Company and the Company is not responsible for such third party statements and projections.

All Maps used in the presentation are not to scale. All data, information, and maps are provided "as is" without warranty or any representation of accuracy, timeliness or completeness

Diversified product portfolio customized for a **wide range of turbines** (steam, gas, hydro and wind) and engines (diesel and gas). Specially designed and **tailor-made** to suit the needs of the customers

Since inception, manufactured **6,066** generators, including generators exported to **103** countries, with aggregate output capacity of **43,615** MW

Leading manufacturers of AC generator, delivering across a wide product spectrum - **from 1 to 250MVA**.

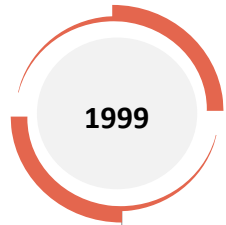


**We deliver Best in class Generators for the World**

# TD Power's Evolution & Journey



Acquires technology from **Toyo Denki Japan**



1999

Achieves **Leadership** position in **India**



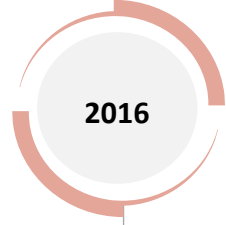
2002-09

Listing of TDPS on **BSE & NSE**




2011

TDPS starts its operations in **Europe & USA**




2016

Increases footprint in the **European and Turkish Market**




2020

**Achieved Highest Revenue** since inception



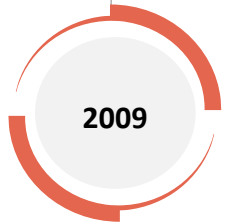
2022

Establishes **Manufacturing** facility in **Bangalore**



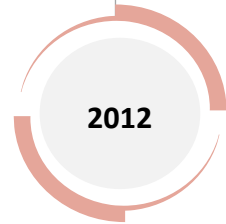
2001

Develops Vertical Hydro Generators with **VOITH, Germany**  
Signs Long Term Supply Agreement with **INNIO** for Gas Engine Generators



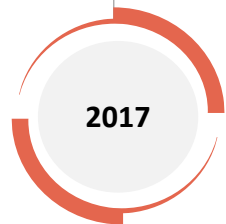
2009

Signs **License Agreement** with **Siemens** to produce 2 pole Generators up to **250MVA**




2012

Local production of Generators in **Turkey**  
Signs **Long Term Agreement** with **Alstom** to supply Stators and Rotors for Traction Motors



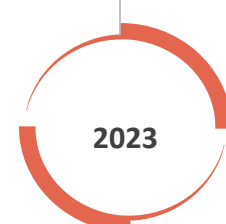
2017

**Revival** in the Domestic market with increased **Brand Recognition** Globally  
Delivered it's **5000<sup>th</sup> generator**



2021

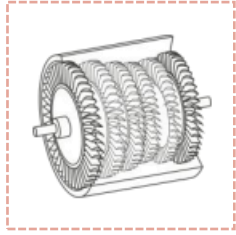
Achieved **Highest Revenue & PAT** since inception



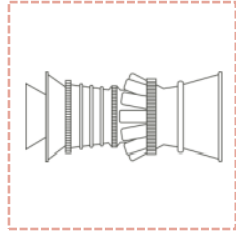
2023

# Diversified Products for Multiple End User Industries

## Generators for Turbines



Steam - upto 250MVA



Gas - upto 250MVA



Hydro - upto 45MVA

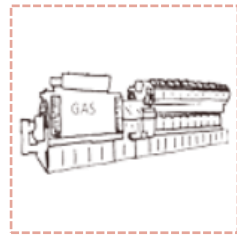


Wind\*

## Generators for Engines




Diesel - upto 25MVA




Gas - upto 25MVA

We deliver world class Generators for the World

## Generators for Special Applications




Motor/Engine/  
Transformer Testing



Locomotive\*



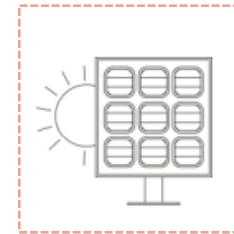
Marine/Naval\*



Oil & Gas\*

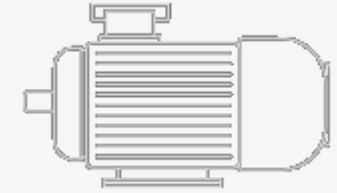


Geothermal\*

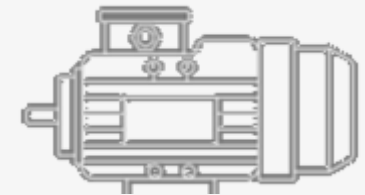


Solar Thermal\*

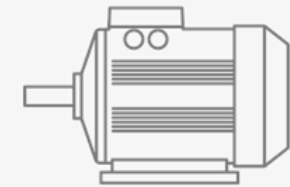
## Motors



Induction Motors



Synchronous Motors



Traction Motors

\*As per customer requirement

# State of Art Manufacturing Facilities...



Manufacturing units with **Advanced Machines** help in delivering **Competitively Priced** products with the **Highest Quality Standards**



## Unit I - 157,624 Sq Ft

- Core building, Coil making, Winding & Machining
- Impregnation and curing Balancing
- Final assembly and testing
- Material Handling & General Facilities
- Power House
- R&D Centre
- Quality lab and instruments

## Unit II – 219,756 Sq Ft

- Core building, Coil making, Winding & Machining
- Impregnation and curing Balancing
- Final assembly and testing
- Material Handling & General Facilities
- Power House
- R&D Centre
- Quality lab and instruments

## Large Generator Factory – 78,449 Sq Ft

- Core building, Coil making, & Winding
- Impregnation and curing
- Final assembly and testing
- Material Handling & General Facilities
- Power House (Common with Unit 2)
- R&D Centre (Common with Unit 2)
- Quality lab (Common with Unit 2) and instruments

## TDPS Turkey

- Core building, Coil making, & Winding
- Impregnation and curing
- Final assembly and testing
- Material Handling & General Facilities

ISO 9001:2008 compliant manufacturing units in Bangalore



## Manufacturing Facilities



### Varnishing Line

State of the art Stator  
Stamping Varnishing Line



### Robotic Core Stacking

Automatic Stator core  
stacking using Robots



### Coil Stretching Unit

Guarantees speed,  
precision and quality



### Tapping Machine

Completely robotic with  
six axis and tapes also the  
overhang portion



### Hydraulic Process

Hydraulic press



### GVPI Plant (Stator)

Global Vacuum  
Impregnation Plant



### Machining Center

Horizontal & Vertical  
Machining Center - CNC  
Lathe



### Cylindrical Rotor Coil

Cylindrical Coils under  
looping



### Rotor Pole Coil

Automatic Induction  
Brazing Machine



### Cylindrical Rotor

#### Winding

Coil insertion and winding



### Rotor Assembly

Pole Insertion



### High Speed Balancing

Rotor Balancing

## Test Facilities



### CMM

Co-ordinate Measuring Machine with least count of 0.1 Microns  
and volumetric accuracy of 7 Microns.  
Largest Test Facility in Asia



### Electrical Testing Chamber

High voltage and partial  
discharge tests to ensure  
longevity



### Quality Lab

Electrical and Mechanical  
tests for raw materials



### Horizontal Test Bed

12 completely automated  
Horizontal Test beds



### Vertical Test Bed






22 completely automated  
Vertical Test beds








## ISO Certification

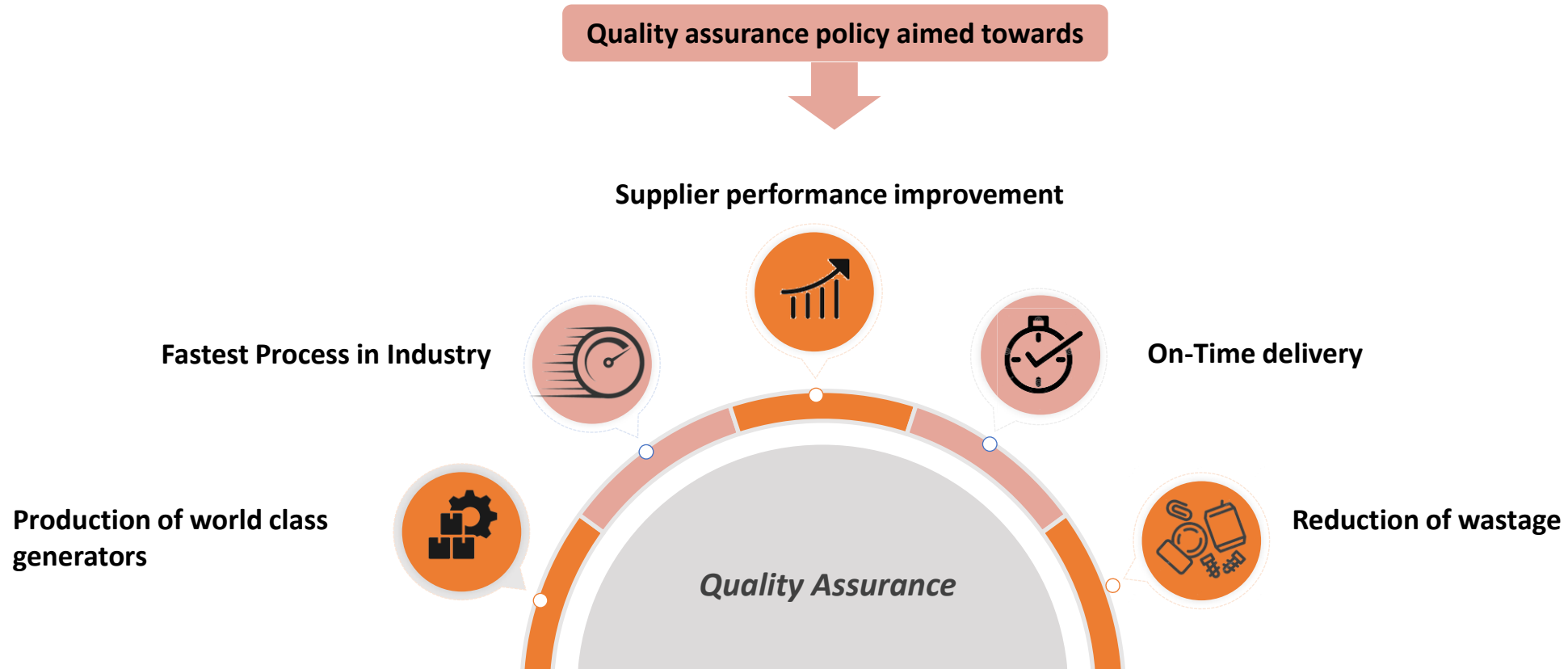
-  ISO 9001: 2015  
Quality Management System
-  ISO 14001: 2015  
Environment Management System
-  ISO 45001: 2018  
Occupational Health and Safety
-  ISO 3834 - 2  
Welding

## Product Certification

-  DNV  
Wind Generators
-  ATEX  
Hazardous Application Generators
-  Lloyd's Register/Class NK  
Marine Generators
-  AAR M - 1003  
American Railway Generators
-  IRS  
Indian Register of Shipping

## International Certification

-  CE/UKCA  
European Market
-  GOST R/TRCU  
Russian Market
-  CSA  
Canadian Market
-  UL  
American Market
-  TSE  
Turkish Market (Made in Turkey Generators)



Procedures for ensuring quality management processes at various stages Quality & Reliability of Products

# Summary of Installations

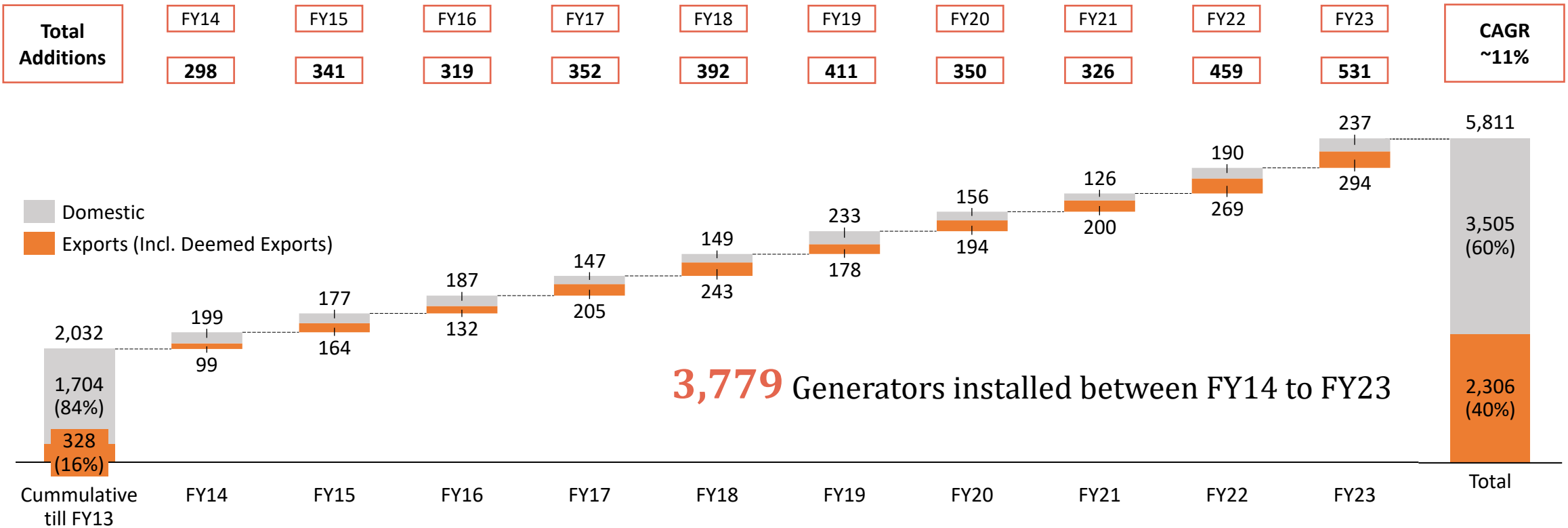
**6,066** Generators installed\*

across **103** Countries



\*Since inception

# Number of Generators installed



- For the half year ended September 2023, TD Power Systems installed **255 generators** with **48%** of these supplied in **Domestic Market** and the remaining **52%** were **Exported**
- Total number of generators installed since inception stand at 5,811 up until FY23. **40% of these have been installed in exports** markets as compared to 16% on and before FY13. No. of generators supplied in domestic & exports market **has grown at a CAGR of 8% & 22% respectively between FY13 & FY23**
- **531 generators** installed in FY23 as compared to 459 in FY22, registering a Year-on-Year **growth of 16%**. Number of generators supplied in exports have **grown by 9% & domestic have grown by 25% for FY23 on Y-o-Y basis**
- The Company's **commitment to quality, the global acceptance of products & long-standing relationship** with customers build over time has enabled the company to penetrate deeper into existing geographies and add newer territories
- The generators installed over the decade serve us with an excellent **opportunity for our After Market segment**


# Service Centers Across the Globe for On-Time Assistance

## Centers across continents:

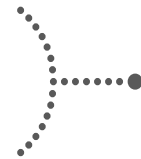
Asia (11), Europe (15), South America (6), Australia (8), Africa (4), North America (8)



**52** Centers World-Wide



**Local Service Representative** to overcome language barrier and to provide quick assistance



At site **24-48** Hours from the time of issue reported

## Integrated Water & Sanitation Management

- This project was supported for over 5 years starting from 2015 and was undertaken in Tyamagondlu Village, Nelamangala Taluk, Bangalore rural district.
- Resulted in a significant change on the ground with respect to revival of water body, storm water management, solid waste management (SWM), and maintenance of public spaces, training & capacity building in SWM and citizen awareness.



In line with the CSR policy revised in 2021, TDPS supported initiatives focusing on Education and Education related Infrastructure and welfare projects. Two projects which is currently on going are as follows:

- School Readiness Program In Community Schools from FY 2021
- Educational Empowerment of Girl Children of Scavenging community
- School Infrastructure and Welfare Project
- Contributed to Sports Excellence Trust
- Backyard Forestry Project
- Holistic Healthcare Initiative & Donation of IT Supplies to the Government Hospital



15,000+

Hours of Parent Support & Training

8,000+

Books for Children's

1,524+

Children's Supported

43+

School Connect

1,524+

Parental Connect

200+

Teachers



**Nikhil Kumar**

Managing Director

Engineering &  
General Management Program  
from Harvard

Responsible for overall management of the Company's operations, strategic planning, technology alliances and sales and marketing. With over 3 decades of work experience in the business of manufacturing electrical rotating machines, he spearheads universal best manufacturing practices in the Company. He was General Manger in Kirloskar Electric Company from 1990 to 2000 leading the operations of Bangalore factory



**Mohib N. Khericha**

Promoter and Non-  
Executive Chairman

B. Com, FCA

He was in practice for over 25 years, in the area of Capital structuring, Restructuring, Financial Management and Loan syndication etc. before venturing into Merchant Banking activities in the year 1994. Currently, he is Managing Director of Chartered Capital And Investment Limited, a listed company which is into Merchant Banking Services. He has an experience of over 28 years in the field of Merchant Banking.



**Mrs Prabhamani**

Non-Executive Director

Is the founder member of TDPS with >37 years of experience. Worked as a COO in the company till August 2022 and joined the core leadership team of TDPS as head of Engineering in 2001. She is extensively involved and has in-depth understanding of products, processes, customers and specific application requirements of each segment.



**Nitin Bagamane**

Independent Director

Graduate in Economics

Over 25 years of work experience in business and industry and has been associated with many projects in real estate development for the past twenty years. He is leading large residential, commercial real estate projects in around Bangalore & manages a Special Economic Zone for IT activity in Bangalore.



**Ravi K. Mantha**

Independent Director

Chartered Financial Analyst &  
B.A in liberal arts from the University of  
Puget Sound in Washington State

An angel investor, wellness author and sustainability advocate. After an 18 years successful career in investment management in Boston and London, including ten years at the helm of the \$33 billion Fidelity Global Select Fund, he switched careers and became an author and wellness expert.



**Prathibha Sastry**

Independent Director

Over two and half decades of her career, she has been part of some of the very best start up organizations like Microsoft Accelerator and THub in India. Currently, she is a strategic advisor to Encubay , a diversity-focused accelerator, a fintech Start-up and Vruksh Ecosystem

# Experienced Management Team



## **Nikhil Kumar - Managing Director**

Leads operations, strategic planning, technology alliances, sales and marketing. With an in-depth understanding of products, processes, customers, specific application requirements of each segment from over 3 decades of work experience in the business of manufacturing electrical rotating machines, he drives investments in technology, alliances, people & processes enabling the company to deliver complete value chain in Generator manufacturing across the spectrum of verticals. He leads the team in absorbing technology from global partners to take manufacturing facility & practices to a world-class level enabling the Company to consistently deliver on core expectations of quality & delivery that has paved way to extend our product reach to over 98 countries. With a hands on & collaborative approach he navigates the team in weathering challenges thrown up by markets, customers, business & economic cycles



## **Ramakrishna Varna - COO**

A founder member, with 30 years of experience. A Mechanical Engineer and an MBA, joined TDPS leadership team as a Senior Engineer in 2001. A key member of a small core team that set up our green field manufacturing plant & is credited with establishing Standard Operating Procedures (SOPs), vigorously training technicians and successfully manufacturing the first few Generators that laid the foundation. Has extensive exposure and knowledge of the complete value chain in Generator manufacturing, facility-creation, automation and an expert solution-provider on operational issues. Set up our larger & modern second manufacturing unit in 2011 & since 2017, has transformed our manufacturing facility by replacing conventional machinery with precision Robotics & need-based automation of selected processes.



## **Varalakshmi MN - CFO.**

Part of founder-member team since inception of the company. Comes with a professional qualification in Cost & Works accounting (ICWA) & overall 28 years of rich experience in Finance function of Engineering-manufacturing company, 20 of which at TDPS. Seasoned by learnings from managing finances of the company and funding its growth story for over 20 years through its highs, lows, struggles and triumphs, a grueling IPO exercise to fund the expansion, driving drastic cost-cutting measures across the organization & ERP expansion and improvements she leads the finance function.



## **Vishwanath Hangari – Head, Engineering**

With a Master's degree in Engineering & 33 years of experience, 8 of which in TDPS, heads the Engineering function. Has a rich, varied, hands-on and leadership experience in Design, Analytics, Quality & Manufacturing aspects of LV, HV Motors & Generators across entire range of ratings, speeds, constructions and applications due to foundational stint as Design, Quality & Testing engineer of Rotating Machines, followed by 5-years of managing R&D – supporting product launches from concept to prototype testing to implementation, 13 years at world renowned OEMS 'Design / Technology center in lead/consulting position



## **Vinay Hegde – Head, Sales & Marketing**

A founder member of TDPS, with 28 years of rich experience in Sales & Marketing. Joined the small core team of TDPS in 2001 as Engineer, Sales - An Electrical Engineer with 7 years of foundation experience with CG Newage. Has successfully acquired major OEMs in India and overseas one after the other, consistently delivering on core expectations of Quality, Delivery, customer retention & relationship for long term. Developed Marketing team capability to successfully widen the Customer base for sustained growth.

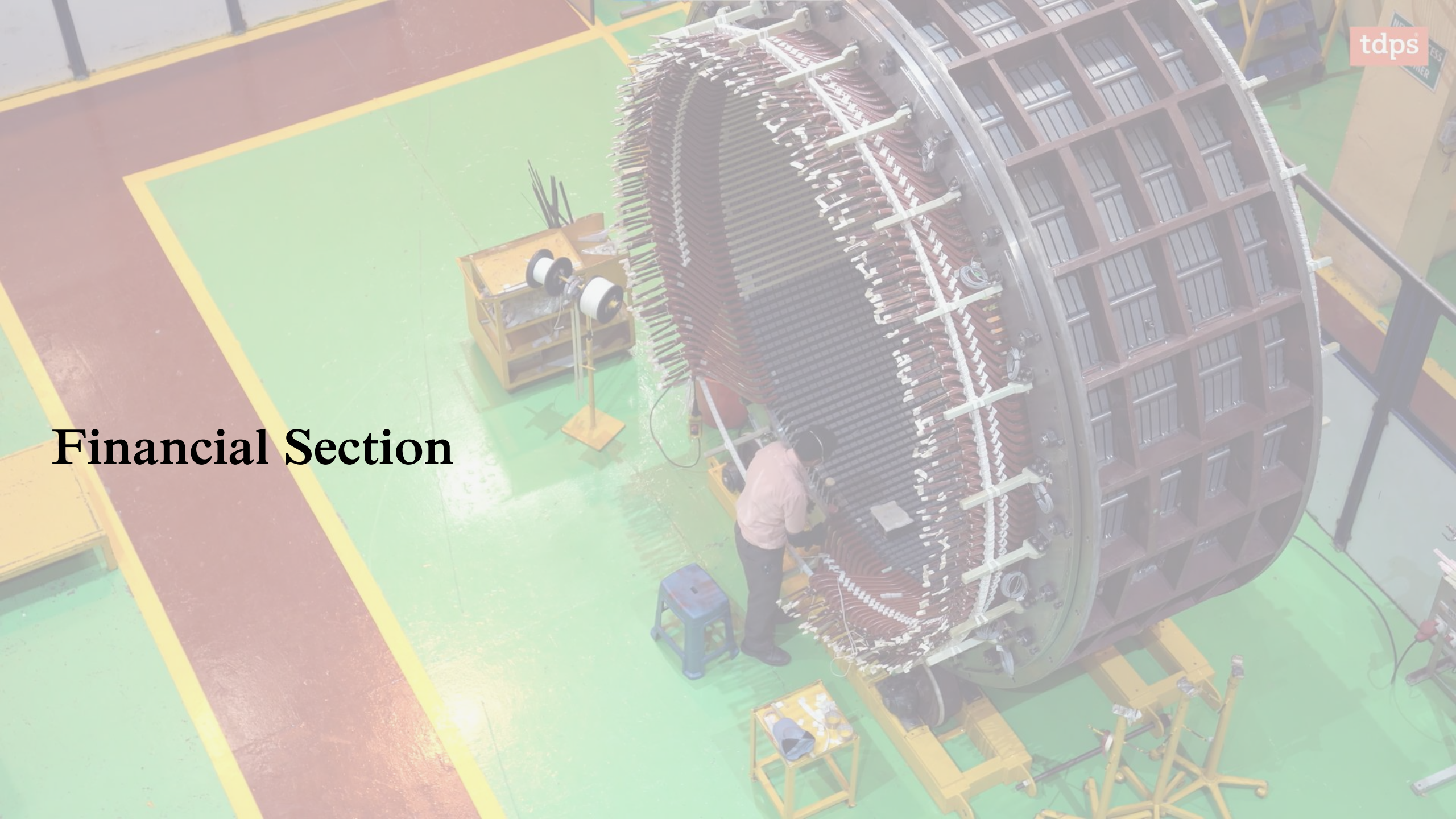


## **Bharat Rajwani - Company Secretary**

He is an Associate Member of the Institute of Company Secretaries of India and Law graduate from Karnataka State Law University, Bangalore. He also holds a Graduate degree in Commerce from OnkarmalSomani College, Jodhpur (Rajasthan). He has been working with the Company as deputy to the outgoing CS and experience in handling the Company Secretarial matters, SEBI Compliances and RBI related matters.

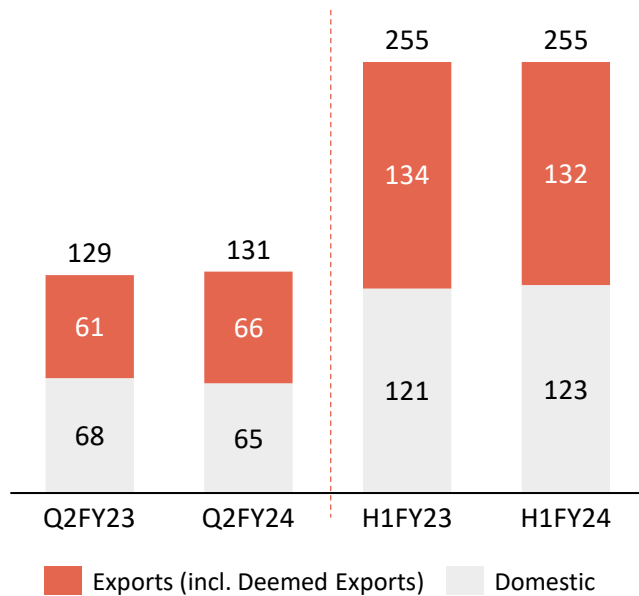


# Financial Section

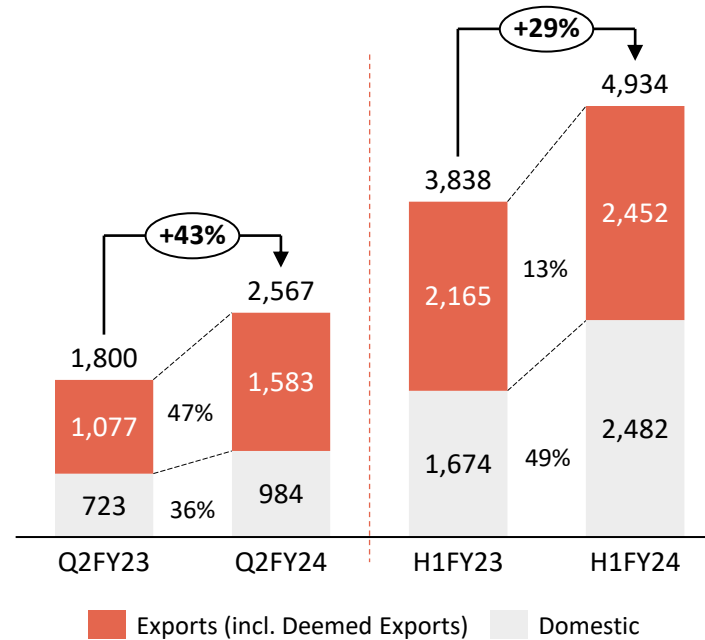


# Q2 & H1 FY24 Key Operational & Financial Highlights

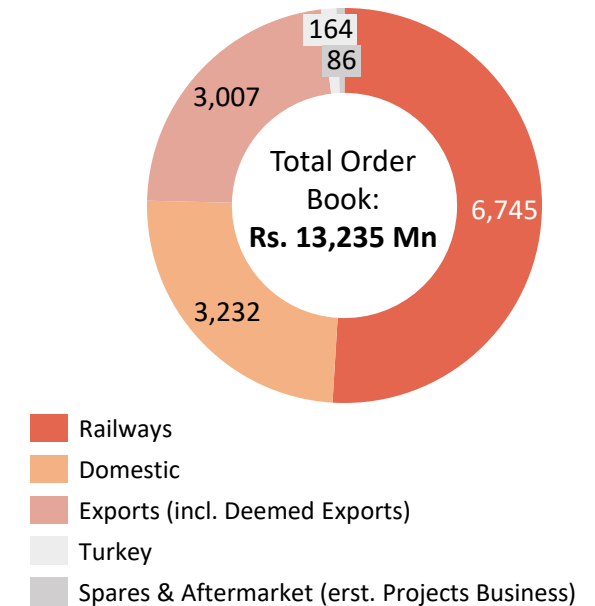
Generators Supplied in Q2 & H1FY24 (in Nos)



Order inflow during Q2 & H1FY24 (Rs. in Mn)



Diversified Order Book as on 30<sup>th</sup> Sept. 2023 (Rs. in Mn)

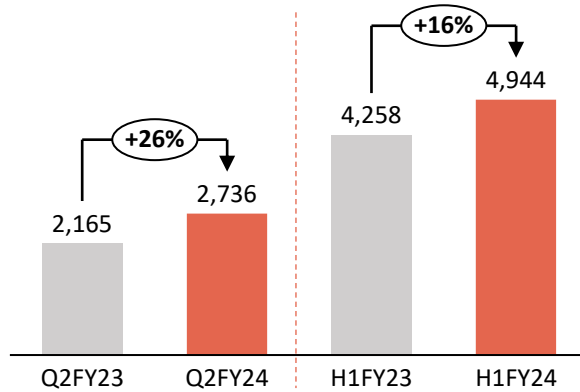


## Highlights

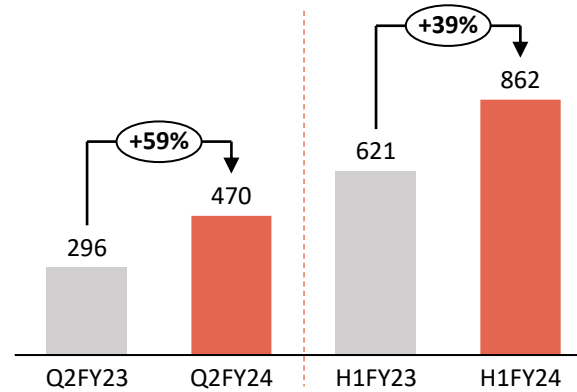
- ❖ Total order book as on 30th September stands at **Rs. 13,235 Mn** with domestic order book of **Rs. 3,232 Mn** & Exports (incl. Deemed exports) of **Rs. 3,007 Mn**
- ❖ Total Order inflow for Q2FY24 was **Rs. 2,567 Mn** as compared to **Rs. 1,800 Mn** in Q2FY23, a growth of **43% YoY**
- ❖ In H1FY24, order inflow from domestic markets recorded a significant growth of **49% YoY**, totaling **Rs 2,482 Mn**
- ❖ **131** generators installed in Q2FY24 as compared to **129** in Q2FY23

# Q2 & H1 FY24 Consolidated Financial Highlights

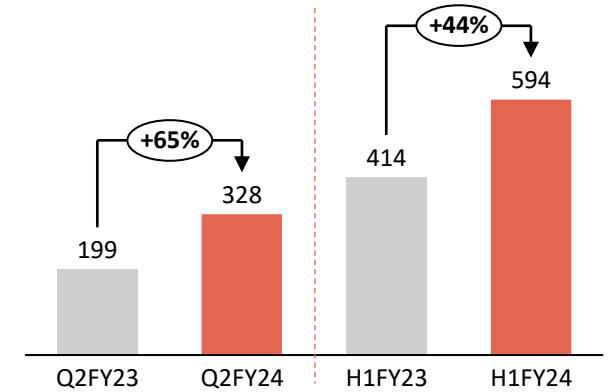
Total Income\* (Rs. in Mn)



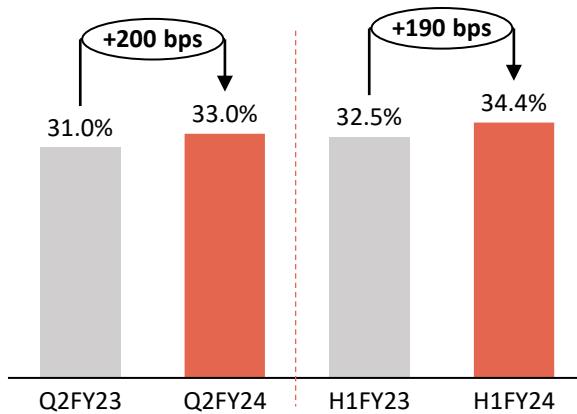
EBIDTA\* (Rs. in Mn)



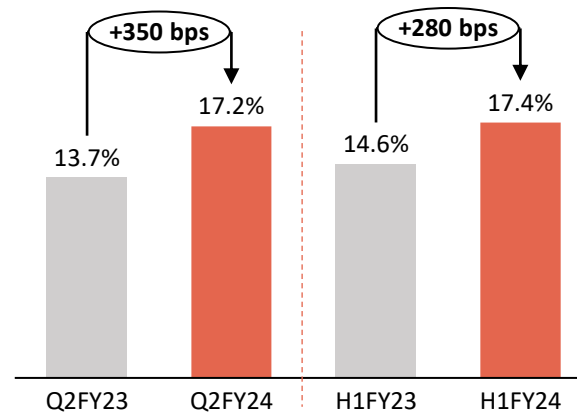
PAT (Rs. in Mn)



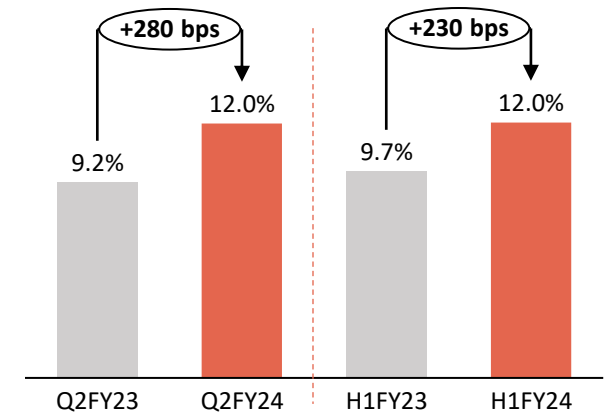
Gross Profit Margins\* (%)



EBIDTA Margins\* (%)



PAT Margins (%)



\*including other operational income

# Q2 & H1 FY24 Consolidated Profit & Loss Account



Particulars (Rs. in Mn)	Q2FY24	Q2FY23	Y-o-Y	Q1FY24	Q-o-Q	H1FY24	H1FY23	Y-o-Y
Revenue from Operations	2,737.3	2,126.3		2,202.9		4,940.2	4,171.7	
Other Operational Income	-1.7	39.2		5.5		3.8	86.7	
<b>Total Income</b>	<b>2,735.6</b>	<b>2,165.5</b>	<b>26.3%</b>	<b>2,208.4</b>	<b>23.9%</b>	<b>4,944.0</b>	<b>4,258.4</b>	<b>16.1%</b>
Cost of Goods Sold	1,833.6	1,493.2		1,407.3		3,240.9	2,873.1	
<b>Gross Profit</b>	<b>902.0</b>	<b>672.3</b>	<b>34.2%</b>	<b>801.1</b>	<b>12.6%</b>	<b>1,703.1</b>	<b>1,385.3</b>	<b>22.9%</b>
<b>Gross Profit Margin (%)</b>	<b>33.0%</b>	<b>31.0%</b>	<b>200 bps</b>	<b>36.3%</b>	<b>-330 bps</b>	<b>34.4%</b>	<b>32.5%</b>	<b>190 bps</b>
Employee Cost	268.7	226.2		247.8		516.4	460.9	
Other Expenses	163.0	149.5		161.5		324.5	303.2	
<b>EBITDA</b>	<b>470.3</b>	<b>296.5</b>	<b>58.6%</b>	<b>391.9</b>	<b>20.0%</b>	<b>862.2</b>	<b>621.2</b>	<b>38.8%</b>
<b>EBITDA Margin (%)</b>	<b>17.2%</b>	<b>13.7%</b>	<b>350 bps</b>	<b>17.7%</b>	<b>-50 bps</b>	<b>17.4%</b>	<b>14.6%</b>	<b>280 bps</b>
Depreciation	52.9	52.0		50.7		103.6	104.8	
<b>EBIT</b>	<b>417.4</b>	<b>244.5</b>	<b>70.7%</b>	<b>341.2</b>	<b>22.3%</b>	<b>758.6</b>	<b>516.3</b>	<b>46.9%</b>
Finance Cost	0.8	1.9		0.2		1.0	10.5	
Other Income - Interest	29.5	24.6		30.1		59.6	42.4	
<b>Profit before Tax</b>	<b>446.1</b>	<b>267.3</b>	<b>66.9%</b>	<b>371.1</b>	<b>20.2%</b>	<b>817.3</b>	<b>548.2</b>	<b>49.1%</b>
Tax	118.4	68.3		104.6		223.0	134.3	
<b>Profit After Tax (PAT)</b>	<b>327.7</b>	<b>199.0</b>	<b>64.7%</b>	<b>266.5</b>	<b>23.0%</b>	<b>594.3</b>	<b>413.9</b>	<b>43.6%</b>
<b>PAT Margin (%)</b>	<b>12.0%</b>	<b>9.2%</b>	<b>280 bps</b>	<b>12.1%</b>	<b>-10 bps</b>	<b>12.0%</b>	<b>9.7%</b>	<b>230 bps</b>
Other Comprehensive Income	-4.9	-17.9		-5.7		-10.6	-28.7	
<b>Total Comprehensive Income</b>	<b>322.8</b>	<b>181.1</b>	<b>78.2%</b>	<b>260.8</b>	<b>23.8%</b>	<b>583.7</b>	<b>385.3</b>	<b>51.5%</b>

# Consolidated Balance Sheet



Assets (in Rs. Millions)	Sep-23	Mar-23
<b>Non - Current Assets</b>	<b>1,985.3</b>	<b>2,051.7</b>
Property Plant & Equipment's	1,569.7	1,551.0
Capital Work-in-Progress	18.7	2.4
Intangible assets	69.3	82.0
Intangible assets under development	4.8	0.0
<b>Financial Assets</b>		
Investments	99.9	199.4
Other Financial Assets	13.5	16.4
Other Non - Current Assets (Net)	209.4	200.6
<b>Current Assets</b>	<b>8,017.6</b>	<b>6,980.4</b>
Inventories	2,534.6	1,985.6
<b>Financial Assets</b>		
(i)Trade receivables	2,852.3	2,690.8
(ii)Cash and cash equivalents	771.0	420.9
(iii)Bank balances	1,140.0	1,271.8
Other Financial Assets	209.5	184.3
Current tax asset - Net	0.0	0.0
Other Current Assets	510.2	427.2
<b>Total Assets</b>	<b>10,003.0</b>	<b>9,032.1</b>

Equity & Liabilities (in Rs. Millions)	Sep-23	Mar-23
<b>Total Equity</b>	<b>6,553.4</b>	<b>6,045.2</b>
Share Capital	312.3	312.1
Reserves & Surplus	6,241.1	5,733.1
<b>Non-Current Liabilities</b>	<b>110.5</b>	<b>90.4</b>
<b>Financial Liabilities</b>		
Provisions	69.4	59.4
Deferred Tax Liabilities	41.1	31.0
<b>Current Liabilities</b>	<b>3,339.0</b>	<b>2,896.5</b>
<b>Financial Liabilities</b>		
(i)Borrowings	0.0	0.0
(ii)Trade Payables	1,515.2	1,312.8
(iii)Other Financial Liabilities	947.2	851.4
Other Current Liabilities	741.1	588.9
Current tax liabilities (net)	91.0	98.1
Provisions	44.5	45.3
<b>Total Equity &amp; Liabilities</b>	<b>10,003.0</b>	<b>9,032.1</b>

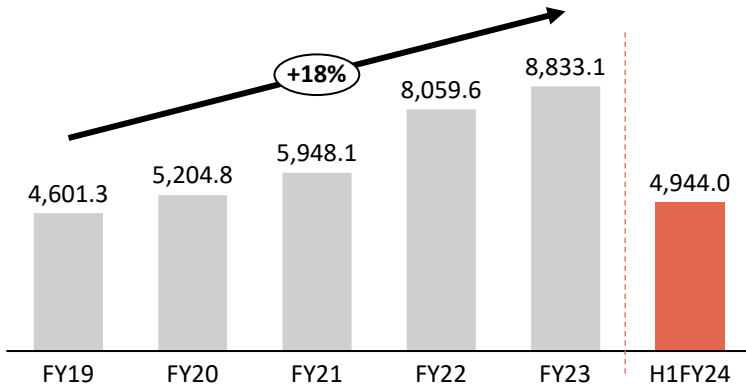
# Consolidated Abridged Cash Flow Statement



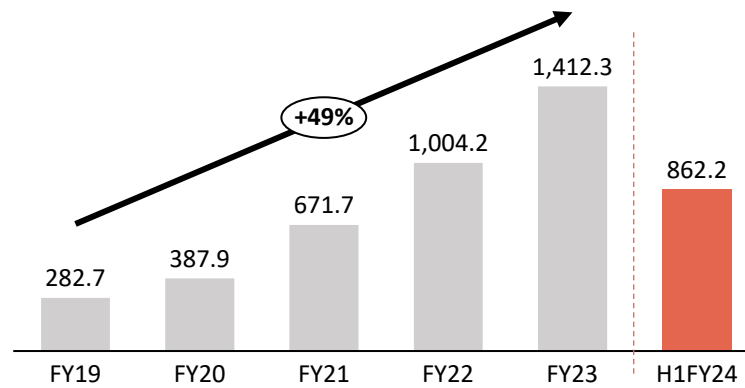
Particulars (in INR Millions)	Sep-23	Sep-22
Net Profit before Tax	817.3	548.2
Adjustments for: Non -Cash Items / Other Investment or Financial Items	111.1	-93.7
<b>Operating profit before working capital changes</b>	<b>928.4</b>	<b>454.5</b>
Changes in working capital	-528.6	500.5
<b>Net Cash from Operating Activities</b>	<b>399.8</b>	<b>955.0</b>
<b>Net Cash from Investing Activities</b>	<b>39.1</b>	<b>-53.6</b>
<b>Net Cash from Financing Activities</b>	<b>-76.7</b>	<b>-706.6</b>
<b>Net Foreign exchange difference on translation of foreign operations</b>	<b>-12.1</b>	<b>-33.4</b>
Net Decrease in Cash and Cash equivalents	350.1	161.4
Add: Cash & Cash equivalents at the beginning of the period	420.9	553.9
<b>Cash &amp; Cash equivalents at the end of the period</b>	<b>771.0</b>	<b>715.3</b>

# Historical Financial Highlights

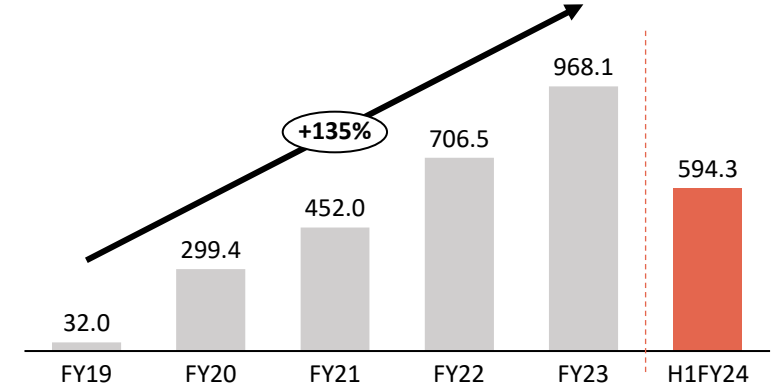
Total Income\* (Rs. in Mn)



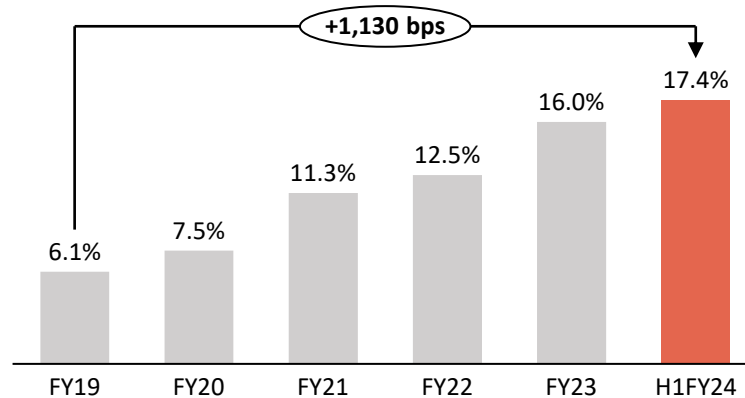
EBIDTA\* (Rs. in Mn)



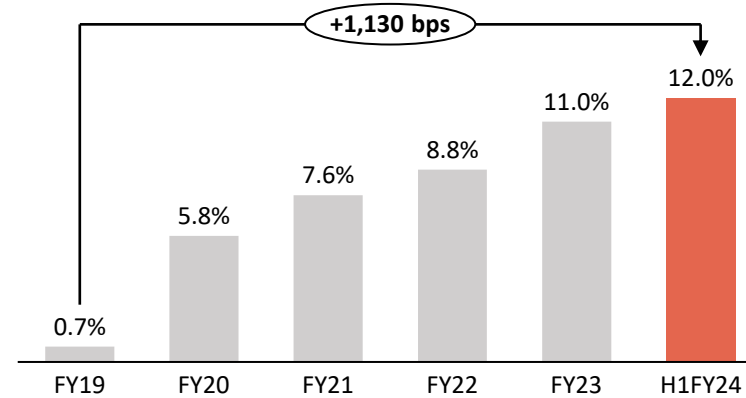
PAT (Rs. in Mn)



EBIDTA Margins\* (%)



PAT Margins (%)



\*including other operational income

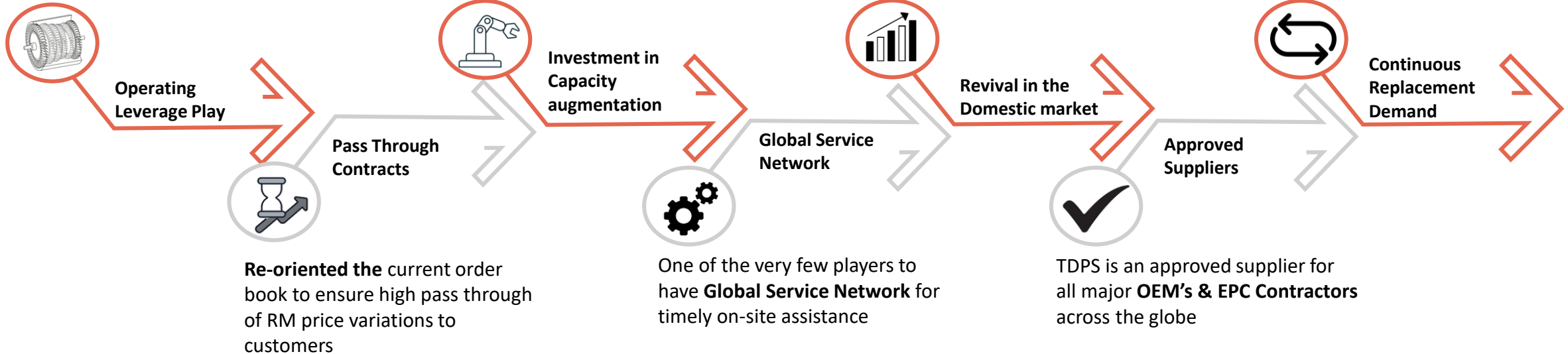
# Historical Consolidated Profit & Loss Account



Particulars (Rs. in Mn)	FY23	FY22	FY21	FY20	FY19	CAGR
Revenue from Operations	8,723.0	7,974.2	5,935.8	5,148.9	4,590.2	
Other Operational Income	110.1	85.4	12.2	55.8	11.1	
<b>Total Income</b>	<b>8,833.1</b>	<b>8,059.6</b>	<b>5,948.1</b>	<b>5,204.8</b>	<b>4,601.3</b>	<b>17.7%</b>
Cost of Goods Sold	5,903.7	5,698.8	3,958.9	3,593.7	3,195.9	
<b>Gross Profit</b>	<b>2,929.4</b>	<b>2,360.8</b>	<b>1,989.2</b>	<b>1,611.0</b>	<b>1,405.4</b>	<b>20.2%</b>
<b>Gross Profit Margin (%)</b>	<b>33.2%</b>	<b>29.3%</b>	<b>33.4%</b>	<b>31.0%</b>	<b>30.5%</b>	<b>262 bps</b>
Employee Cost	905.6	805.7	794.0	725.5	660.8	
Other Expenses	611.5	550.9	523.4	497.7	461.9	
<b>EBITDA</b>	<b>1,412.3</b>	<b>1,004.2</b>	<b>671.7</b>	<b>387.9</b>	<b>282.7</b>	<b>49.5%</b>
<b>EBITDA Margin (%)</b>	<b>16.0%</b>	<b>12.5%</b>	<b>11.3%</b>	<b>7.5%</b>	<b>6.1%</b>	<b>984 bps</b>
Depreciation	207.0	220.4	215.0	222.3	259.9	
<b>EBIT</b>	<b>1,205.2</b>	<b>783.8</b>	<b>456.7</b>	<b>165.6</b>	<b>22.8</b>	
Finance Cost	10.6	20.6	44.7	54.5	28.4	
Exceptional Item Gain / (Loss)	13.4	75.8	71.8	140.5	0.0	
Other Income - Interest	87.4	81.8	81.0	76.0	80.5	
<b>Profit before Tax</b>	<b>1,295.5</b>	<b>920.8</b>	<b>564.8</b>	<b>327.7</b>	<b>74.9</b>	
Tax	327.3	214.3	112.8	28.3	42.9	
<b>Profit After Tax (PAT)</b>	<b>968.1</b>	<b>706.5</b>	<b>452.0</b>	<b>299.4</b>	<b>32.0</b>	<b>134.5%</b>
<b>PAT Margin (%)</b>	<b>11.0%</b>	<b>8.8%</b>	<b>7.6%</b>	<b>5.8%</b>	<b>0.7%</b>	<b>1,027 bps</b>
Other Comprehensive Income	-22.7	-92.2	-15.4	-10.9	-3.0	
<b>Total Comprehensive Income</b>	<b>945.4</b>	<b>614.3</b>	<b>436.7</b>	<b>288.5</b>	<b>29.0</b>	<b>138.9%</b>



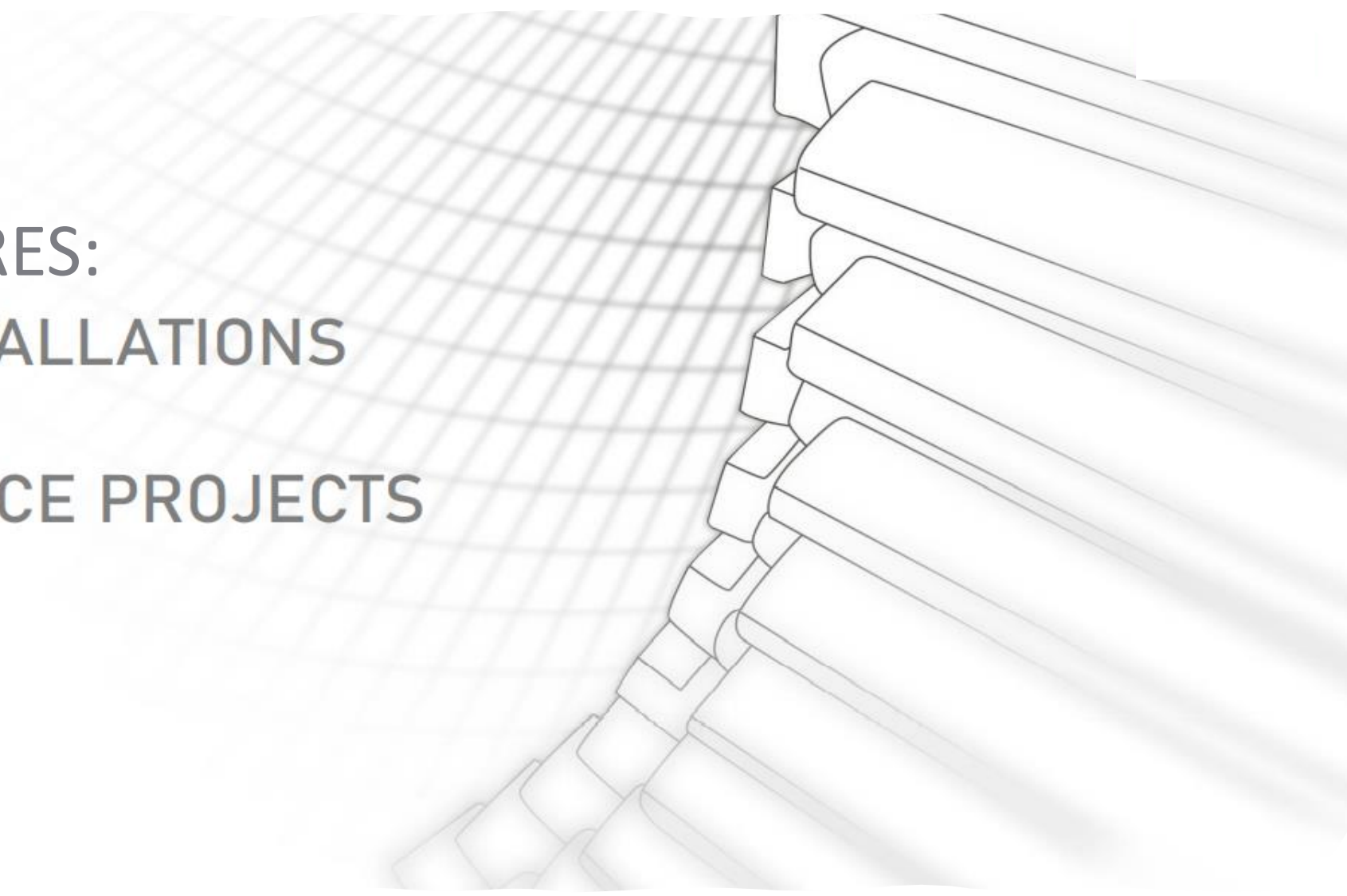
Automated & Integrated State of the art manufacturing facilities for **better Efficiency & operating leverage play**



**Investment in Automation** to augment existing capacities and improve efficiency

Revival in the Domestic market with increased **Brand Recognition** globally for TDPS products

**Continuous replacement demand** for Generators installed over the years in existing plants

A large, stylized graphic in the background. It features a grid of thin, light gray lines that curve and warp, creating a sense of depth and perspective. On the right side, there are several overlapping, rounded rectangular shapes that resemble a stack of books or a series of architectural elements, rendered in a light gray, semi-transparent style.

ANNEXURES:  
SITE INSTALLATIONS  
AND  
REFERENCE PROJECTS

- ❖ TDPS has supplied more than 500 Gas Engine Generators to a Major Engine Manufacturer for their J612 (2.5MVA), J616 (2.5MVA), J620 (4.5MVA), J624 (6.36MVA) and J920 (15MVA) series
- ❖ Gas engine generators need stringent design requirements which has to accommodate high vibrations arising from the engines





- ❖ The picture on the left from a Geo Thermal Power Plant of capacity 29.7MVA installed in Turkey
- ❖ Geo Thermal Generators are specially designed for outdoor installation and to withstand H<sub>2</sub>S content at site
- ❖ TDPS has supplied several Geo Thermal Generators to a major Geo-Thermal OEM in the world



- ❖ TDPS has supplied Nine Generators of 8.586MVA in UAE
- ❖ The generators are coupled with Engines manufactured by a Major Engine manufacturer
- ❖ These generators are installed in a barge and are used for desalination purposes in order to provide drinking water



## BIOCEL PASKOV

- ❖ 22MVA Generator, installed in Czech Republic



## MAXAU

- ❖ This 67.5MVA Generator, installed in Maxau, Germany, is the largest 4 pole Generator manufactured by TDPS.



## Mobile Powe Units

- ❖ 5.25MVA Generator coupled to Turbine manufactured by a major turbine manufacturer installed in Mobile Power Units.

# Contact Us



## **TD Power Systems Limited**

CIN: L31103KA1999PLC025071

Ms. M N Varalakshmi – Chief Financial Officer

[Varalakshmi@tdps.co.in](mailto:Varalakshmi@tdps.co.in)

[www.tdps.co.in](http://www.tdps.co.in)



## **Strategic Growth Advisors Private Limited**

CIN: U74140MH2010PTC204285

Mr. Sagar Shroff/Ms. Prachi Chhugani

[sagar.shroff@sgapl.net](mailto:sagar.shroff@sgapl.net) / [prachi.c@sgapl.net](mailto:prachi.c@sgapl.net)

+91 98205 19303 / +91 89492 92029

[www.sgapl.net](http://www.sgapl.net)

