

ੴ ਸ੍ਰੀ ਵਾਹਿਗੁਰੂ ਜੀ ਕੀ ਫਤਹ ॥



ਪੰਜਾਬ ਐਂਡ ਸਿੰਧ ਬੈਂਕ
Punjab & Sind Bank
ਪੰਜਾਬ ਐਂਡ ਸਿੰਧ ਬੈਂਕ

ਪੀ.ਏਸ.ਬੀ. (ਸਾਰਤ ਸਰਕਾਰ ਕਾ ਉਪਕਰਮ/A Govt. of India Undertaking)

Phone : 011-25782926, 25812922, 25817353, 25728930, Telefax : 25781639, 15728919, Email : complianceofficer@psb.co.in

ਪ੍ਰ.ਕਾ. ਲੇਖਾ ਏਵੰ ਲੇਖਾ ਪਰਿਕਸ਼ਾ ਵਿਭਾਗ
"ਸ਼ੇਅਰ ਕਕਸ਼" ਬੈਂਕ ਹਾਊਸ, ਪ੍ਰਥਮ ਤਲ,
21, ਰਾਜੇਨ੍ਦਰ ਪਲੇਸ, ਨਵੀਂ ਦਿਲਲੀ-110008
H.O. Account & Audit Department
"SHARES CELL" Bank House, 1st Floor
21, Rajendra Place, New Delhi-110008

ਸੰਦਰਸ਼/Ref. No.

ਦਿਨਾਂਕ/Dated:

Ref: PSB/HO/Shares Cell/ /2019-20

07th August, 2019

To,

Bombay Stock Exchange Limited,
Department of Corporate Services,
25th floor, Phiroze Jeejeebhoy Towers,
Dalal Street, Fort,
Mumbai – 400 001.
SCRIP ID : PSB
SCRIP CODE : 533295

National Stock Exchange of India Ltd.,
Exchange Plaza, C – 1. Block – G.
Bandra Kurla Complex. Bandra (East).
Mumbai – 400 051.
SYMBOL: PSB SERIES: EQ

Dear Sir,

Reg: Punjab & Sind Bank – Board Meeting dated 07.08.2019:
Reporting pursuant to Regulation 33 of SEBI (Listing Obligations and Disclosure Requirements) Regulations, 2015

We wish to inform that the Board of Directors of Punjab & Sind Bank at its meeting held on 07.08.2019 has considered and taken on record Unaudited, Reviewed Financial Results for the Three months period / Quarter (Q1) ended June 30, 2019.

We are forwarding a copy of Reviewed Un-audited Financial Results, Segment Reporting and Limited Review by Auditors.

You are requested to take a note of the above, pursuant to clause 33 of the SEBI (Listing Obligations and Disclosure Requirements) Regulations, 2015. The information may kindly be uploaded on your website.

Yours faithfully,

Vinay Khandelwal
Company Secretary

PUNJAB & SIND BANK

Head Office: 21, Rajendra Place, New Delhi 110 008

Reviewed Un-audited Financial Results for the Quarter ended 30th June, 2019

(Rupees in lacs)

Sl. No.	Particulars	QUARTER ENDED			YEAR ENDED
		30.06.2019	31.03.2019	30.06.2018	31.03.2019
		Reviewed	Audited	Reviewed	Audited
1	INTEREST EARNED (a+b+c+d)	207094	201820	218479	855867
	a). Interest/ discount on advances/bills	152359	147318	150932	602972
	b) Income on Investments	50335	49727	62408	229775
	c) Interest on Balances with RBI & Other Inter Bank Funds	1188	1183	912	6026
	d) Others	3212	3592	4227	17094
2	Other Income	16697	28617	15125	82828
3	TOTAL INCOME (1+2)	223791	230437	233604	938695
4	Interest Expended	150335	158851	147406	627897
5	Operating Expenses (i)+(ii)	46502	31173	45384	171112
	i) Employees Cost	32002	22624	31075	117581
	ii) Other Operating Expenses	14500	8549	14309	53531
6	TOTAL EXPENDITURE (4+5) (excluding Provisions & Contingencies)	196837	190024	192790	799009
7	Operating Profit before Provisions & Contingencies (3-6)	26954	40413	40814	139686
8	Provisions (other than tax) and Contingencies	33453	43376	102535	225563
	Of Which Provisions for Non Performing Assets	21113	31209	79538	196225
9	Exceptional Items	0	0	0	0
10	Profit (+)/ Loss (-) from Ordinary Activities before tax (7-8-9)	-6499	-2963	-61721	-85877
11	Tax Expense	-3471	2894	-21919	-31529
12	Net Profit (+)/ Loss (-) from Ordinary Activities after tax (10-11)	-3028	-5857	-39802	-54348
13	Extraordinary items (net of tax expense)	0	0	0	0
14	Net Profit (+)/ Loss (-) for the period (12-13)	-3028	-5857	-39802	-54348
15	Paid-up Equity Share Capital (Face Value Rs.10/-)	60206	56491	56491	56491
16	Reserves excluding Revaluation Reserve (as per Balance Sheet of previous accounting year)				420668
17	Analytical Ratios				
	(i). Percentage of shares held by Government of India	80.28	85.56	85.56	85.56
	(ii) Capital Adequacy Ratio (Basel III)	11.35	10.93	10.46	10.93
	a). CET 1 Ratio	7.87	7.80	7.56	7.80
	b). Additional Tier 1 Ratio	1.71	1.70	1.52	1.70
	(iii) Earning per share (of Rs.10/- each) (Not Annualised) (Rs.)				
	(a) Basic and diluted EPS before Extraordinary items (net of tax expense) for the period, for the year to date and for the previous year (not annualized)	-0.53	-1.04	-7.05	-9.62
	(b) Basic and diluted EPS after Extraordinary items for the period, for the year to date and for the previous year (not annualized)	-0.53	-1.04	-7.05	-9.62
	(iv) (a) Amount of Gross Non Performing Assets	888586	860587	736341	860587
	(b) Amount of Net Non Performing Assets	506236	499423	392881	499423
	(c) % of Gross NPAs	12.88	11.83	10.55	11.83
	(d) % of Net NPAs	7.77	7.22	5.92	7.22
	(v) Return on Assets (Annualised)	-0.11	-0.21	-1.40	-0.47



Sl. No.	Particulars	QUARTER ENDED			YEAR ENDED 31.03.2019 Audited
		30.06.2019	31.03.2019	30.06.2018	
		Reviewed	Audited	Reviewed	
18	Public Shareholding:				
	No. of Shares	118735354	81588252	81588252	81588252
	Percentage of Shareholding	19.72	14.44	14.44	14.44
19	Promoters and promoter group Share holding				
	(a) Pledged/ Encumbered				
	Number of shares	Nil	Nil	Nil	Nil
	Percentage of Shares (as a % of the total shareholding of promoter and promoter group)	Nil	Nil	Nil	Nil
	Percentage of Shares (as a % of the total share capital of the Bank)	Nil	Nil	Nil	Nil
	(b) Non-encumbered				
	Number of shares	483324032	483324032	483324032	483324032
	Percentage of Shares (as a % of the total shareholding of promoter and promoter group)	100.00	100.00	100.00	100.00
	Percentage of Shares (as a % of the total share capital of the Bank)	80.28	85.56	85.56	85.56

Segment Reporting:**A: BUSINESS SEGMENT:**

For the purpose of segment reporting in terms of AS-17 of ICAI and as prescribed in RBI guidelines, the business of the Bank has been classified into four segments i.e. a) Treasury Operations b) Corporate/wholesale Banking, c) Retail Banking and d) Other Banking Operations. Segmental Revenue, Results, Assets & Liabilities in respect of Corporate / Wholesale and Retail Banking segment have been bifurcated on the basis of exposure to these segments. Assets and Liabilities, wherever directly related to segments have been accordingly allocated to segments and wherever not directly related have been allocated on the basis of pro-rata segment revenue.

(Rupees in Lacs)

Particulars	Quarter ended			Year ended
	30.06.19 (Reviewed)	31.03.19 (Audited)	30.06.18 (Reviewed)	31.03.19 (Audited)
1. Segment Revenue				
a) Treasury	58391	65061	68412	265611
b) Corporate/ Wholesale Banking	106494	103489	109889	439024
c) Retail Banking	58829	61799	55250	233739
d) Other Banking Operations	77	88	53	321
Total	223791	230437	233604	938695
2. Segment Result				
a) Treasury	17885	24962	19939	80528
b) Corporate/ Wholesale Banking	15724	13731	23861	73356
c) Retail Banking	8686	8502	11997	39056
d) Other Banking Operations	77	88	53	321
Total	42372	47283	55850	193261



Particulars	Quarter ended			Year ended
	30.06.19 (Reviewed)	31.03.19 (Audited)	30.06.18 (Reviewed)	31.03.19 (Audited)
3. Unallocated Expenses	15418	6870	15036	53575
4. Operating Profit	26954	40413	40814	139686
5. Provisions & Contingencies	33453	43376	102535	225563
6. Income Tax	-3471	2894	-21919	-31529
7. Extra Ordinary Profit/ Loss	0	0	0	0
8. Net Profit	-3028	-5857	-39802	-54348
Other Information:				
9. Segment Assets				
a) Treasury	2646242	2665888	3255769	2665888
b) Corporate/ Wholesale Banking	4945827	5277448	5158115	5277448
c) Retail Banking	2732133	2809743	2593394	2809743
d) Other Banking Operations	0	0	0	0
e) Unallocated Assets	149824	145126	84785	145126
Total Assets	10474026	10898205	11092063	10898205
10. Segment Liabilities				
a) Treasury	2534296	2560519	3108766	2560519
b) Corporate/ Wholesale Banking	4736600	5068858	4925218	5068858
c) Retail Banking	2616554	2698688	2476298	2698688
d) Other Banking Operations	0	0	0	0
e) Unallocated Liabilities	9484	0	3314	0
Total Liabilities	9896934	10328065	10513596	10328065


B: GEOGRAPHIC SEGMENT:

Since the Bank does not have any overseas branch, reporting under Geographic Segment is not applicable.

STATEMENT OF ASSETS AND LIABILITIES AS ON 30TH JUNE, 2019

(Rs. in Lacs)

	AS ON 30.06.2019	AS ON 31.03.2019		AS ON 30.06.2019	AS ON 31.03.2019
CAPITAL & LIABILITIES			ASSETS		
Capital	60206	56491	Cash & balance with		
Reserves & Surplus	516886	513649	Reserve Bank of India	436695	494108
Deposits	9463472	9855761	Balance with banks & money		
Borrowings	237630	271400	at call and short notice	183715	167714
Other Liabilities	195832	200904	Investments	2589265	2617293
			Advances	6519454	6917553
			Fixed Assets	124341	123039
			Other Assets	620556	578498
Total	10474026	10898205	Total	10474026	10898205



NOTES FORMING PART OF THE REVIEWED FINANCIAL RESULTS OF THE BANK FOR QUARTER ENDED 30TH JUNE 2019:


1. The above Financial Results have been reviewed by the Audit Committee of the Board and approved by the Board of Directors in the meeting held on August 7, 2019. The results have been subjected to a "Limited Review" by the Statutory Central Auditors of the Bank in line with the guidelines issued by Reserve Bank of India (RBI) and as per the requirement of SEBI (Listing Obligations and Disclosure Requirements) Regulations, 2015.
2. The above reviewed financial results for the Quarter ended June 30, 2019 have been prepared following the same accounting policies as those followed in the annual financial statements for the year ended March 31, 2019.
3. The financial results for the period ended June 30, 2019 have been arrived at after considering provisions for Non-Performing Assets, Standard Assets, Restructured Advances, Depreciation on investments, and unhedged (foreign currency) on the basis of extant guidelines issued by RBI.
4. Provision for Depreciation on Fixed assets, Employee Benefits, Income Tax (Including Deferred Tax) and other usual and necessary provisions have been made on estimated basis, which are subject to adjustment, if any at the year end.
5. Pending settlement of the Bipartite agreement on wage revision (due from November 2017), an adhoc amount of Rs.30.00 Crore (Previous quarter Rs 30.00 Crore) has been provided during the current quarter towards wage revision and cumulative provision held as on June 30 2019 is Rs.200 Crore.
6. During the quarter, the bank shifted securities worth Rs. 1980.40 Crores (Face Value Rs.1967.87 Crores) from held to maturity (HTM) to available for sale (AFS) category and securities worth Rs.1033.28 Crores (Face Value Rs.1051.98 Crores) from AFS to HTM category with the approval of Board of Directors which is permitted by RBI in terms of Master Circular No. RBI/2015-16/97 DBR No. BP.BC.6/21.04.141/2015-16 dated July 1, 2015.
7. Bank has reported in one borrowal account in the Power & Steel Sector under borrowal fraud category to RBI during quarter II of Current Financial year having outstanding balance of Rs.238.29 Crore as on 30th June 2019. The account was already under NPA category since Financial year 2016-17 and provision of Rs. 189.34 Crore held on 30th June 2019 and is referred to NCLT. During the quarter bank has availed dispensation for deferment of provision in respect of frauds amounting to Rs.48.95 crores over and above provision held in the account, as per RBI circular no DBR No.BP.BC.92/21.04.048/2015-16 dated 18-04-2016. Accordingly, an amount of Rs. 12.24 Crores has been charged to profit and loss account and Rs. 36.71 has been deferred to subsequent quarters.
8. During the quarter bank has allotted, 37147102 equity shares of face value of Rs.10 each at a discount up to 25% on the issue price of Rs. 26.92 per share i.e., offer price of Rs. 20.19 per share under Employee Stock Purchase Scheme aggregating to Rs.100 Crore and the element of discount aggregating to Rs.25 Crores has been debited to Profit and Loss account as employee expenses. Post allotment of shares, the shareholding of government of India has come down to 80.28%.
9. In accordance with RBI Circular No.DBR.BP.BC.18/21.04.048/2018-19 dated 1st January 2019 on "Relief for MSME Borrowers Registered under Goods and Service Tax (GST)", the details of MSME restructured accounts as on 30th June 2019 are as under:



No. of Accounts Restructured	Amount (Rs. in Crores)
1345	68.06

10. As per the Reserve Bank of India directions for initiating Insolvency Process- Provisioning Norms, vide letter No.DBR.No.BP:15199/21.04.048/2016-17 dated June 23, 2017 and DBR.No.BP.1906/21.04.048/2017-18 dated August 28, 2017, the bank is holding the provisioning of Rs.869.38 crores as against the balance outstanding of Rs.919.50 crores as on 30.06.2019 in respect of borrowal accounts referred in aforesaid circular. Further, the provisions held in respect of total borrowal accounts referred to NCLT stood at Rs.1862.98 crores as against the balance outstanding of Rs.2054.46 crores as on 30.06.2019.
11. In view of reasonable certainty of future taxable profits against which timing differences arising on account of provision for non-performing investments, provision for wage revision, etc. can be realized and accordingly, the Bank has recognized deferred tax assets (net) of Rs.55.10 crore for the quarter ended June 30, 2019.
12. In terms of Reserve Bank of India (RBI) circular DBR.No.BP.BC.1/21.06.201/2015-16, dated July 1, 2015, on 'Basel III Capital Adequacy' and RBI circulars DBR.No.BP.BC.80/21.06.201/2014-15 dated March 31, 2015 on 'Prudential Guidelines on Capital Adequacy and Liquidity Standard Amendments', Banks are required to make Pillar 3 disclosures including leverage ratio and liquidity coverage ratio under the Basel III framework which are being made available on the Bank's website. The Disclosures have not been subjected to review by Statutory Central Auditors of the Bank.
13. The Provision Coverage Ratio and Liquidity Coverage Ratio as at 30.06.2019 work out to 59.77% and 166.35% respectively (Previous quarter 59.46% and 164.02% respectively).
14. The Bank is carrying a provision of Rs.11.71 crores as against the outstanding balance of Rs.234.35 Crores as at 30th June 2019 being 5% of outstanding food credit availed by the State Government of Punjab as per the RBI letter No. DBR (BP) No/ 720 J / 21.04.132/2017 -18 dated 08.02.2018 issued to SBI, the lead bank.
15. The Bank has recognized Treasury operations, Corporate/ Wholesale Banking and Retail Banking as primary reporting segments. There are no secondary reporting segments.
16. The figures of previous period have been regrouped and reclassified wherever necessary in order to make them comparable with the figures of the current period.
17. Details of Investors complaint for the quarter ended 30.06.2019:

Beginning	Received	Disposed off	Lying unresolved
Nil	Nil	Nil	Nil



C.M. SINGH
ASSTT. GEN. MANAGER


V.K. MEHROTRA
DY. GEN. MANAGER


DALJIT SINGH GROVER
GENERAL MANAGER


RAJIV RAWAT
GENERAL MANAGER



JAYANTA KUMAR NAYAK
GENERAL MANAGER


HARVINDER SACHDEV
GENERAL MANAGER


HARSH BIR SINGH
DIRECTOR


T. R. MENDIRATTA
DIRECTOR


M. S. DADU
DIRECTOR


S. R. GHEDIA
DIRECTOR


B. P. VIJAYENDRA
DIRECTOR


S. R. MEHAR
DIRECTOR


GOVIND N DONGRE
EXECUTIVE DIRECTOR

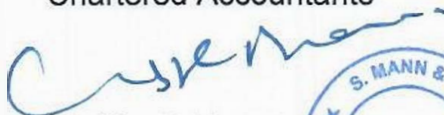

FAREED AHMED
EXECUTIVE DIRECTOR



S. HARISANKAR
MANAGING DIRECTOR & CEO


CHARAN SINGH
NON EXECUTIVE CHAIRMAN

For S.Mann & Co.
Chartered Accountants


For Baldev Kumar & Co.
Chartered Accountants



(Subhash Mann)
Partner
M. No. 080500
FRN : 000075N
UDIN: 19080500AAAACH3026


(Baldev Garg)
Partner
M. No. 092225
FRN : 013148N
UDIN: 19092225AAAABC4949

For Suresh Chandra & Associates
Chartered Accountants

For Raj Gupta & Co.
Chartered Accountants


(Madhur Gupta)
Partner
M. No. 090205
FRN : 001359N
UDIN: 19090205AAAAAI5252


(Sandeep Gupta)
Partner
M. No. 529774
FRN : 000203N
UDIN: 19529774AAAABH4666

Dated: August 7, 2019

Place: New Delhi.

<p>S. MANN & CO. Chartered Accountants 1006, 10th Floor, Vikrant Tower, Rajendra Place, <u>New Delhi 110008</u></p>	<p>BALDEV KUMAR & CO. Chartered Accountants 3570, Sector 35-D, <u>Chandigarh – 160022</u></p>
<p>SURESH CHANDRA & ASSOCIATES Chartered Accountants 504 Prakash Deep Building, 7, Tolstoy Marg, <u>New Delhi – 110001</u></p>	<p>RAJ GUPTA & CO. Chartered Accountants 3049/1, Sector 38 – D, <u>Chandigarh - 160036</u></p>

Limited Review Report









To
The Board of Directors
Punjab & Sind Bank
New Delhi

1. We have reviewed the accompanying statements of unaudited financial results (the statements) of **Punjab & Sind Bank** (the "Bank") for the Quarter ended 30th June 2019. The disclosures relating to "Pillar 3 under Basel III Capital Regulation", "Leverage Ratio" and "Liquidity Coverage Ratio", as have been disclosed on Bank's website and in respect of which a link has been provided in the aforesaid Statements have not been reviewed by us. These Financial statements are the responsibility of the Bank's Management and have been approved by the Board of Directors in their meeting held on August 7, 2019. Our responsibility is to issue a report on these interim financial statements based on our review.
2. We conducted our review in accordance with the Standard on Review Engagement (SRE) 2410 "Review of Interim Financial Information performed by the Independent Auditors of the Entity" issued by the Institute of Chartered Accountants of India. This standard requires that we plan and perform the review to obtain moderate assurance as to whether the accompanying statement of unaudited financial results is free of material misstatement. A review of interim financial results consists principally of applying analytical procedures to financial data and making enquiries of persons responsible for financial and accounting matters. It is substantially less in scope than an audit conducted in accordance with the generally accepted auditing Standards, and consequently does not enable us to obtain assurance that we would become aware of all significant matters that might be identified in an audit. Accordingly, we do not express an audit opinion.
3. The financial results incorporate the relevant returns of 20 branches and Treasury Branch reviewed by us, 381 branches reviewed by concurrent auditors and un-



reviewed returns of 1117 branches. In the conduct of our Review, we have relied on the review reports in respect of non-performing assets submitted by concurrent auditors of 381 branches to the bank management. These review reports cover 79.09% of the advances portfolio of the bank excluding the advances of asset recovery branches and outstanding food credit of the bank and 73.60% of Gross NPA as on 30th June 2019. Apart from these review reports and certificates, in the conduct of our review, we have also relied upon various informations and returns received from the unreviewed branches/other offices of the Bank.

4. Based on our review conducted as above, subject to the limitation in scope as mentioned in Para 3 above and read with the Notes to unaudited financial results , nothing has come to our attention that causes us to believe that the accompanying statements of unaudited interim financial results together with notes thereon, prepared in accordance with applicable accounting standards and other recognized accounting practices and policies has not disclosed the information required to be disclosed in terms of Regulation 33 of the SEBI (Listing Obligations and Disclosure Requirements) Regulations, 2015 including the manner in which it is to be disclosed, or that it contains any material misstatement or that it has not been prepared in accordance with the relevant prudential norms issued by the Reserve Bank of India in respect of income recognition, asset classification, provisioning and other related matters.

<p>For S.MANN & CO. Chartered Accountants FRN : 000075N  (Subhash Mann) Partner M. No.080500 UDIN: 19080500AAAACH3026</p> 	<p>For BALDEV KUMAR & CO. Chartered Accountants FRN : 013148N  (Baldev Garg) Partner M. No.092225 UDIN: 19092225AAAABC4949</p> 
<p>For Suresh Chandra & Associates Chartered Accountants FRN : 001359N  (Madhur Gupta) Partner M. No.090205 UDIN: 19090205AAAAAI5252</p> 	<p>For Raj Gupta & Co. Chartered Accountants FRN : 000203N  (Sandeep Gupta) Partner M. No.529774 UDIN: 19529774AAAABH4666</p> 

Place: New Delhi

Dated: 7TH August 2019

PUNJAB & SIND BANK
(A Government of India Undertaking)
Head Office, Bank House, 21, Rajendra Place, New Delhi-110008

Date: 07.08.2019


The Board of Directors
Punjab & Sind Bank
New Delhi

Dear Sir,


REG: Reviewed, Unaudited Results for the quarter (Q1)/ Three Months period ended 30.06.2019.

Certified that pursuant to Clause 33(2) (a) of Securities and Exchange Board of India (Listing Obligations and Disclosure Requirements, 2015), the reviewed, unaudited financial results of Punjab & Sind Bank, for the quarter (Q1)/ three months period ended June 30, 2019, do not contain any false or misleading statements or figures and do not omit any material fact which may make the statements or figures contained therein misleading.

For Punjab & Sind Bank


(Harvinder Sachdev)
Chief Financial Officer
(General Manager-Accounts)

For Punjab & Sind Bank


(S. Harisankar)
Managing Director & Chief Executive Officer