



ANIK INDUSTRIES LIMITED

CIN - L24118MH1976PLC136836

Corporate Office :

2/1, South Tukoganj, Behind High Court,

Indore - 452001 (M.P.), INDIA

Phone : +91-731-4018009-10/41

Fax : +91-731-2513285

Email : anik@anikgroup.com

Website : www.anikgroup.com

Date: 14.11.2019

To,

The BSE Limited,
25th Floor, Phiroze Jeejeebhoy Towers,
Dalal Street, Fort,
Mumbai-400 001

National Stock Exchange of India Ltd.,
"Exchange Plaza",
Bandra-Kurla Complex,
Bandra (E),
Mumbai - 400 051

Sub: Un-audited Financial Results for the quarter and half year ended 30th September, 2019 with Limited Review Report.

Dear Sir/ Madam,

Please find attached the copy of the Un-audited Standalone and Consolidated Financial Results for the Quarter and Half Year ended 30th September, 2019 with Limited Review Report. The results were approved and taken on records by the Board of Directors of the Company at their meeting held on 14th November, 2019.

The Board Meeting commenced at 7.30 pm and concluded at 8.20 pm.

You are requested to take the same on your records and oblige.


Thanking You,

Yours faithfully,

For Anik Industries Limited



Shailesh Kumath
Company Secretary





ANIK INDUSTRIES LIMITED

CIN - L24118MH1976PLC136836

Corporate Office :

2/1, South Tukoganj, Behind High Court,

Indore - 452001 (M.P.), INDIA

Phone : +91-731-4018009-10/41

Fax : +91-731-2513285


Email : anik@anikgroup.com

Website : www.anikgroup.com

Un-audited Standalone Financial Results for the quarter and half year ended 30th September, 2019

Rs. in Lacs

PARTICULARS	STANDALONE					
	Quarter Ended (3 months)			Year to date figures for six months ended		Year ended
	30.09.2019	30.06.2019	30.09.2018	30.09.2019	30.09.2018	31.03.2019
(Refer Notes Below)	Unaudited	Unaudited	Unaudited	Unaudited	Unaudited	Audited
1 Income from operations						
(a) Net Sales / Income From Operations (Net of excise Duty)	15768.50	11560.04	13056.11	27328.54	26358.87	60453.82
(b) Other Operating Income	0.00	0.00	0.00	0.00	0.00	0.00
Total Income from operations (net)	15768.50	11560.04	13056.11	27328.54	26358.87	60453.82
Other Income	315.55	175.49	331.00	491.04	809.02	1183.91
Total Revenue	16084.05	11735.53	13387.11	27819.57	27167.89	61637.73
2 Expenses						
a) Cost of materials consumed	850.55	428.55	5109.31	1279.10	6228.17	4623.163
b) Purchase of stock in trade	12993.61	9715.36	13015.29	22708.96	25982.37	55161.25
c) Changes in inventories of finished goods, work in progress & stock in trade	1466.21	961.94	(5392.62)	2428.15	(6263.52)	(1119.68)
d) Employee benefit expense	93.99	112.87	108.25	206.86	191.91	397.03
e) Finance Cost	336.20	277.35	292.22	613.55	580.18	1274.47
f) Depreciation & Amortisation Expense	19.48	19.60	22.36	39.07	45.28	89.46
g) Other Expenditure	227.88	742.98	201.55	970.86	306.52	3478.31
Total expenses (a) to (g)	15987.92	12258.65	13356.36	28246.56	27070.91	63904.00
3 Profit/ (Loss) before exceptional items and tax	96.13	(523.12)	30.75	(426.99)	96.98	(2266.28)
4 Exceptional items	0.00	0.00	0.00	0.00	0.00	0.00
5 Profit(+)/Loss(-) Before Tax	96.13	(523.12)	30.76	(426.99)	96.98	(2266.28)
6 Tax Expense						
Current Tax	7.38	4.63	15.00	12.00	28.00	0.33
Deferred Tax	(15.62)	(176.48)	(30.34)	(192.40)	(25.05)	(746.69)
7 Net Profit (+)/ Loss(-) from continuing operations	104.37	(351.27)	46.09	(246.89)	94.03	(1519.91)
8 Profit/ (Loss) from discontinuing operation Before tax	0.00	-	0.00	0.00	0.00	0
9 Tax expenses of discontinuing operations						
Current Tax	0.00	0.00	0.00	0.00	0.00	0
Deferred Tax	0.00	0.00	0.00	0.00	0.00	0
10 Net Profit/ (Loss) from discontinuing operation after tax	0.00	0.00	0.00	0.00	0.00	0
11 Profit/ (Loss) for the period before minority interest	104.37	(351.27)	46.09	(246.89)	94.03	(1519.90)
12 Share of profit/(loss) of associates	0	0	0	0	0	0
13 Profit (loss) of Minority Interest	0	0	0	0	0	0
14 Net profit/(loss) for the period	104.37	(351.27)	46.09	(246.89)	94.03	(1519.90)
15 Other Comprehensive income						
Amount of items that will not be reclassified to profit and loss	3.92	4.24	0.66	8.16	1.32	16.94
Income tax relating to items that will not be reclassified to profit or loss	(1.31)	(1.41)	(0.23)	(2.72)	(0.46)	(5.66)
Amount of items that will be reclassified to profit and loss	0.00	0.00	0.00	0.00	0.00	0
Income tax relating to items that will be reclassified to profit or loss	0.00	0.00	0.00	0.00	0.00	0
16 Total comprehensive income	106.98	(348.44)	46.52	(241.45)	94.89	(1508.62)



Registered Office : 610, Tulsiani Chambers, Nariman Point, MUMBAI - 400021

Phone : +91-22-22824851-53-57-59-63, 22886877, Fax : +91-22-22042865



ANIK INDUSTRIES LIMITED

CIN - L24118MH1976PLC136836

Corporate Office :

2/1, South Tukoganj, Behind High Court,

Indore - 452001 (M.P.), INDIA

Phone : +91-731-4018009-10/41

Fax : +91-731-2513285

Email : anik@anikgroup.com

Website : www.anikgroup.com

17	Other Comprehensive Income attributable to						
	Owners of the Company	0.00	0.00	0.00	0.00	0.00	0.00
	Non-controlling interests	0.00	0.00	0.00	0.00	0.00	0.00
	Total	0.00	0.00	0.00	0.00	0.00	0.00
18	Total Comprehensive income for the period attributable to	106.98	(348.44)	46.52	(241.45)	94.89	(1508.62)
	Comprehensive income for the period attributable to owners of parent						0.00
	Total comprehensive income for the period attributable to owners of parent non-controlling interests						0.00
	Total						(1508.62)
19	Paid up equity share capital (FV of Rs. 10 each)	2775.35	2775.35	2775.35	2775.35	2775.35	2775.35
20	Reserves excluding revaluation Reserves as per balance sheet of previous accounting year						27262.83
21	Earnings per share (in Rs.)						
	Earning per equity share from continue operations						
	Basic EPS for continuing operations	0.38	(1.27)	0.17	(0.89)	0.34	(5.48)
	Diluted EPS for continuing operations	0.38	(1.27)	0.17	(0.89)	0.34	(5.48)
	Earnings per equity share for discontinued operations						
	Basic EPS for discontinued operations	-	-	-	-	-	-
	Diluted EPS for discontinued operations	-	-	-	-	-	-
	Earnings per equity share						
	Basic EPS for continued and discontinued operations	0.38	(1.27)	0.17	(0.89)	0.34	(5.48)
	Diluted EPS for continued and discontinued operations	0.38	(1.27)	0.17	(0.89)	0.34	(5.48)

*Current tax net off Minimum Alternate Tax


Notes:

- The above results have been reviewed by the Audit Committee and taken on record by the Board of Directors of the Company at their meeting held on 14.11.2019 and the statutory auditors of the Company have also carried out Limited Review of the Unaudited results for the quarter and half year ended on 30.09.2019.
- Previous period/year figures have been regrouped/recasted wherever necessary, to make them comparable with current period/year figures.
- Company is a partner in partnership firm Mahakosh Property Developers (an associates) since financial statement of the firm has not been finalised for the quarter ended 30th Sept. 2019, the same has not been consolidated , however we believe that the impact of the same would be immaterial.
- The above financial results are available on Company's websit www.anikgroup.com and also on the website of BSE & NSE .

Dated : 14.11.2019
Place : Indore

For & On Behalf of Board of Directors

 Manish Shakra
 Managing Director
 DIN: 00230392





ANIK INDUSTRIES LIMITED

CIN - L24118MH1976PLC136836

Corporate Office :

2/1, South Tukoganj, Behind High Court,

Indore - 452001 (M.P.), INDIA

Phone : +91-731-4018009-10/41

Fax : +91-731-2513285


Email : anik@anikgroup.com

Website : www.anikgroup.com

Un-audited Consolidated Financial Results for the quarter and half year ended 30th September, 2019

Rs. in Lacs

PARTICULARS	CONSOLIDATED			
	Quarter Ended (3 months)		Year to date figures for six	
	30.09.2019	30.06.2019	30.09.2019	31.03.2019
(Refer Notes Below)	Unaudited	Unaudited	Unaudited	Audited
1 Income from operations				
(a) Net Sales / Income From Operations (Net of excise Duty)	15768.50	11560.04	27328.54	60453.82
(b) Other Operating Income	0.00	0.00	0.00	0.00
Total Income from operations (net)	15768.50	11560.04	27328.54	60453.82
Other Income	322.22	175.49	497.71	1199.408
Total Revenue	16090.72	11735.53	27826.25	61653.23
2 Expenses				
a) Cost of materials consumed	850.55	428.55	1279.10	4623.163
b) Purchase of stock in trade	12993.61	9715.36	22708.96	55161.25
c) Changes in inventories of finished goods, work in progress & stock in trade	1466.21	961.94	2428.15	(1119.68)
d) Employee benefit expense	94.78	113.66	208.44	403.13
e) Finance Cost	336.33	277.35	613.69	1274.61
f) Depreciation & Amortisation Expense	19.48	19.60	39.07	89.46
g) Other Expenditure	227.95	743.04	971.00	3408.04
Total expenses (a) to (g)	15988.91	12259.50	28248.41	63839.97
3 Profit/ (Loss) before exceptional items and tax	101.82	(523.97)	(422.16)	(2186.74)
4 Exceptional items	0.00	0.00	0.00	0.00
5 Profit(+)/Loss(-) Before Tax	101.82	(523.97)	(422.16)	(2186.74)
6 Tax Expense				
Current Tax	7.38	4.63	12.00	0.56
Deferred Tax	(15.62)	(176.48)	(192.10)	(746.70)
7 Net Profit (+)/ Loss(-) from continuing operations	110.06	(352.11)	(242.06)	(1440.60)
8 Profit/ (Loss) from discontinuing operation Before tax	0.00	0.00	0.00	0.00
9 Tax expenses of discontinuing operations				
Current Tax	0.00	0.00	0.00	0.00
Deferred Tax	0.00	0.00	0.00	0.00
10 Net Profit/ (Loss) from discontinuing operation after tax	0.00	0.00	0.00	0.00
11 Profit/ (Loss) for the period before minority interest	110.06	(352.11)	(242.06)	(1440.60)
12 Share of profit/(loss) of associates	0	0	0	(78.36)
13 Profit (loss) of Minority Interest	0	0	0	0
14 Net profit/(loss) for the period	110.06	(352.11)	(242.06)	(1518.95)
15 Other Comprehensive income				
Amount of items that will not be reclassified to profit and loss	3.92	4.24	8.16	16.94
Income tax relating to items that will not be reclassified to profit or loss	(1.31)	(1.41)	(2.72)	(5.66)
Amount of items that will be reclassified to profit and loss	0.00	0.00	0.00	0.00
Income tax relating to items that will be reclassified to profit or loss	0.00	0.00	0.00	0.00
16 Total comprehensive income	112.67	(349.28)	(236.62)	(1507.67)





ANIK INDUSTRIES LIMITED

CIN - L24118MH1976PLC136836

Corporate Office :

2/1, South Tukoganj, Behind High Court,

Indore - 452001 (M.P.), INDIA

Phone : +91-731-4018009-10/41

Fax : +91-731-2513285

Email : anik@anikgroup.com

Website : www.anikgroup.com

17	Other Comprehensive Income attributable to				
	Owners of the Company	2.61	2.83	5.44	11.29
	Non-controlling interests	0.00	0.00	0.00	0.00
	Total	2.61	2.83	5.44	11.29
18	Total Comprehensive income for the period attributable to				
	Comprehensive income for the period attributable to owners of parent	110.06	(352.11)	(242.06)	(1519.08)
	Total comprehensive income for the period attributable to owners of parent non-controlling interests	0.00	0.00	0.00	0.13
	Total	110.06	(349.28)	(242.06)	(1518.95)
19	Paid up equity share capital (FV of Rs. 10 each)	2775.35	2775.35	2775.35	2775.35
20	Reserves excluding revaluation Reserves as per balance sheet of previous accounting year				37552.65
21	Earnings per share (in Rs.)				
	Earning per equity share from continue operations				
	Basic EPS for continuing operations	0.40	(1.27)	(0.87)	(5.47)
	Diluted EPS for continuing operations	0.40	(1.27)	(0.87)	(5.47)
	Earnings per equity share for discontinued operations				
	Basic EPS for discontinued operations	-	-	-	-
	Diluted EPS for discontinued operations	-	-	-	-
	Earnings per equity share				
	Basic EPS for continued and discontinued operations	0.40	(1.27)	(0.87)	(5.47)
	Diluted EPS for continued and discontinued operations	0.40	(1.27)	(0.87)	(5.47)


*Current tax net off Minimum Alternate Tax

Notes:

- The above results have been reviewed by the Audit Committee and taken on record by the Board of Directors of the Company at their meeting held on 14.11.2019 and the statutory auditors of the Company have also carried out Limited Review of the Unaudited results for the quarter and half year ended on 30.09.2019.
- Previous period/year figures have been regrouped/recasted wherever necessary, to make them comparable with current period/year figures.
- Company is a partner in partnership firm Mahakosh Property Developers (an associates) since financial statement of the firm has not been finalised for the quarter ended 30th Sept. 2019, the same has not been consolidated, however we believe that the impact of the same would be immaterial.
- The above financial results are available on Company's website www.anikgroup.com and also on the website of BSE & NSE.

Dated : 14.11.2019
Place : Indore


 Manish Shahra
 Managing Director
 DIN: 00230392





ANIK INDUSTRIES LIMITED

CIN - L24118MH1976PLC136836

Corporate Office :

2/1, South Tukoganj, Behind High Court,

Indore - 452001 (M.P.), INDIA

Phone : +91-731-4018009-10/41

Fax : +91-731-2513285

Email : anik@anikgroup.com

Website : www.anikgroup.com

Segment wise Revenue, Results, Assets and Liabilities (for the quarter and half year ended 30th September, 2019)


Rs. In Lacs

S. No.	PARTICULARS	STANDALONE					Year ended 31.03.2019 Audited
		Quarter Ended			Year to date figures for six months ended		
		30.09.2019 Unaudited	30.06.2019 Unaudited	30.09.2018 Unaudited	30.09.2019 Unaudited	30.09.2018 Unaudited	
1	Segment Revenue (Net Sales/ Income)						
a.	Wind Power	17.75	16.23	17.02	33.98	40.20	64.195
b.	Trading Others	14056.16	10315.54	13202.92	24371.70	26721.72	56017.026
c.	Property Development	1830.68	1228.27	1.54	3058.95	3.66	4855.597
d.	Unallocated-Others	179.46	175.49	165.63	354.95	402.31	700.915
	Net Sales / Income From Operations	16084.04	11735.53	13387.11	27819.57	27167.89	61637.73
2	Segment Results (Profit/ Loss before Tax and Interest)						
a.	Wind Power	10.61	9.30195	12.75	19.91	25.77	35.82
b.	Trading Others	227.95	(518.99)	360.27	(291.04)	594.12	(2222.21)
c.	Property Development	230.92	196.42	(82.71)	427.34	(99.73)	1260.506
d.	Unallocated-Others	(37.16)	67.51	32.67	30.35	157.01	(65.93)
	Total	432.33	(245.76)	322.98	186.56	677.17	(991.81)
	Less : -						
i)	Interest	336.20	277.36	292.22	613.55	580.18	1274.47
ii)	Other unallocable expenditure net off	0.00	0.00	0.00	0.00	0.00	0.00
iii)	Un-allocable income	0.00	0.00	0.00	0.00	0.00	0.00
	Total Profit before Tax	96.13	-523.12	30.76	-426.99	96.99	(2266.28)
3	Segment assets						
a.	Wind Power	681.91	688.657	699.58	681.91	699.58	667.88
b.	Trading Others	26984.28	22694.98	27277.72	26984.28	27277.72	24148.98
c.	Property Development	6451.33	6824.42	14504.10	6451.33	14504.10	7251.81
d.	Unallocated-Others	22215.91	25822.89	22889.07	22215.91	22889.07	24486.59
	Total	56333.42	56030.94	65370.47	56333.42	65370.47	56555.27
4	Segment Liabilities						
a.	Wind Power		0	0.00		0.00	0.00
b.	Trading Others	17119.29	14998.874	13271.16	17119.29	13271.16	14803.83
c.	Property Development	8739.51	9473.639	18598.05	8739.51	18598.05	9543.90
d.	Unallocated-Others	678.17	1869.364	3216.96	678.17	3216.96	2169.37
	Total	26536.97	26341.88	35086.16	26536.97	35086.16	26517.10

Dated : 14.11.2019
Place : Indore

For & On Behalf of Board of Directors


Manish Shaha
Managing Director
DIN: 00230392





ANIK INDUSTRIES LIMITED

CIN - L24118MH1976PLC136836

Corporate Office :

2/1, South Tukoganj, Behind High Court,

Indore - 452001 (M.P.), INDIA

Phone : +91-731-4018009-10/41

Fax : +91-731-2513285

Email : anik@anikgroup.com

Website : www.anikgroup.com

Segment wise Revenue, Results and Capital Employed (for the quarter and half year ended 30th September, 2019)

Rs. In Lacs

S. No.	PARTICULARS	CONSOLIDATED			
		Quarter Ended		Year to date figures for six	Year ended
		30.09.2019 Unaudited	30.06.2019 Unaudited	30.09.2019 Unaudited	31.03.2019 Audited
1	Segment Revenue (Net Sales/ Income)				
a.	Wind Power	17.75	16.23	33.98	64.195
b.	Trading Others	14056.16	10315.54	24371.70	56017.026
c.	Property Development	1830.68	1228.27	3058.95	4855.597
d.	Unallocated-Others	186.13	175.49	361.62	716.412
	Net Sales / Income From Operations	16090.72	11735.53	27826.25	61653.23
2	Segment Results (Profit/ Loss before Tax and Interest)				
a.	Wind Power	10.61	9.30195	19.91	35.82
b.	Trading Others	227.95	(518.99)	(291.04)	(2222.21)
c.	Property Development	230.92	196.42	427.34	1260.506
d.	Unallocated-Others	(31.35)	66.66	35.31	13.75
	Total	438.13	(246.61)	191.52	(912.13)
	Less : -				
i)	Interest	336.33	277.36	613.68	1274.61
ii)	Other unallocable expenditure net off	0.00		0.00	0.00
iii)	Un-allocable income	0.00		0.00	0.00
	Total Profit before Tax	101.81	-523.97	-422.16	(2186.74)
3	Segment assets				
a.	Wind Power	681.91	688.657	681.91	667.88
b.	Trading Others	26984.28	22694.98	26984.28	24148.98
c.	Property Development	6451.33	6824.42	6451.33	7251.81
d.	Unallocated-Others	35099.79	38829.78	35106.32	37307.71
	Total	69217.30	69037.83	69223.83	69376.39
4	Segment Liabilities				
a.	Wind Power		0		0.00
b.	Trading Others	17119.29	14998.874	17119.29	14803.83
c.	Property Development	8739.51	9473.639	8739.51	9543.90
d.	Unallocated-Others	1712.06	2740.055	1712.06	2853.42
	Total	27570.86	27212.57	27570.86	27201.15

Dated : 14.11.2019

Place : Indore


 Manish Shahra
 Managing Director
 DIN: 00230392





ANIK INDUSTRIES LIMITED

CIN - L24118MH1976PLC136836

Corporate Office :

2/1, South Tukoganj, Behind High Court,

Indore - 452001 (M.P.), INDIA

Phone : +91-731-4018009-10/41


Fax : +91-731-2513285

Email : anik@anikgroup.com

Website : www.anikgroup.com

(Rs. In Lacs)

STATEMENT OF ASSETS AND LIABILITIES				
Particulars	Standalone		Consolidated	
	Half Year Ended 30.09.2019 Unaudited	Year Ended 31.03.2019 Audited	Half Year Ended 30.09.2019 Unaudited	Year Ended 31.03.2019 Audited
ASSETS				
1 NON-CURRENT ASSETS				
Property, plant and equipment	1941.54	1976.31	6468.64	6503.42
Capital work-in-progress	509.062	509.062	1038.00	1014.79
Investment property				
Goodwill	0.00	0.00	8734.47	8734.47
Other intangible assets	0.00	0.00	0.00	0.00
Intangible assets under development				
Biological assets other than bearer plants				
Investments accounted for using equity method				
Non-Current Financial Assets				
Non-Current investments	14178.12	13720.43	3846.02	3390.09
Trade receivables, non-current				
Loans, non-current	0.00	0.00	0.00	0.00
Other non-current financial assets	0.00	372.55	0.00	372.55
Total non-current financial assets				
Deferred tax assets (net)	990.31	800.24	1094.82	904.76
Other non-current assets	702.396	705.54	6258.73	6261.87
Total non-current assets	18,321.42	18,084.13	27,440.68	27,181.94
2 Current Assets				
Inventories	5957.93	8263.12	5957.93	8263.12
Current financial asset				
Current investments	0.00	0.00	0.00	0.00
Trade receivables, current	22168.73	20984.99	25209.77	24026.02
Cash and cash equivalents	227.86	311.11	228.25	311.57
Bank balance other than cash and cash equivalents	2792.43	2475.01	2792.43	2475.01
Loans, current	2358.00	2227.15	3005.35	2895.73
Other current financial assets	153.889	405.74	154.56	406.10
Total current financial assets	27700.91	26403.99	31390.36	30114.42
Current tax assets (net)	0.00	0.00	0.00	0.00
Other current assets	4353.164	3804.03	4370.04	3816.91
Total Current assets	38,012.00	38,471.14	41,718.33	42,194.45
3 Non-current assets classified as held for sale				
Regulatory deferral account debit balances and related deferred tax Assets				
Total Assets	56,333.42	56,555.27	69,159.01	69,376.39
EQUITY AND LIABILITIES				
1 Equity				
Equity attributable to owners of parent				
Equity share capital	2775.35	2775.348	2775.348	2775.348
Other equity	27021.11	27262.83	37030.38	37552.65
Total equity attributable to owners of parent	29,796.46	30,038.17	39,805.73	40,327.99
Non controlling interest		-	1,847.25	1,847.25
Total equity	29,796.46	30,038.17	41,652.97	42,175.24





ANIK INDUSTRIES LIMITED

CIN - L24118MH1976PLC136836

Corporate Office :

2/1, South Tukoganj, Behind High Court,

Indore - 452001 (M.P.), INDIA

Phone : +91-731-4018009-10/41

Fax : +91-731-2513285

Email : anik@anikgroup.com

Website : www.anikgroup.com


2	LIABILITIES				
	Non-current liabilities				
	Non-current financial liabilities				
	Borrowings, non-current	6576.58	6210.01	6575.89	6210.01
	Trade payables, non-current				
	Other non-current financial liabilities		-	-	-
	Total non-current financial liabilities	6,576.58	6,210.01	6,575.89	6,210.01
	Provisions, non-current	11.44	11.73	11.44	11.73
	Deferred tax liabilities (net)	0.00	0.00	0.00	0.00
	Deferred government grants, Non-current		-	-	-
	Other non-current liabilities		-	-	-
	Total non-current liabilities	6588.02	6221.74	6587.33	6221.74
	Current liabilities				
	Current financial liabilities				
	Borrowings, current	464.99	554.40	464.99	554.40
	Trade payables, current	14150.84	14200.97	14958.59	14865.44
	Other current financial liabilities	1727.33	1729.83	1881.98	1741.90
	Total current financial liabilities	16343.16	16485.21	17305.57	17161.74
	Other current liabilities	3547.70	3748.58	3554.83	3755.86
	Provisions, current	12.62	19.78	12.62	19.78
	Current tax liabilities (Net)	45.47	41.79	45.70	42.02
	Deferred government grants, Current		-	-	-
	Total current liabilities	19948.94	20295.36	20918.71	20979.41
	Liabilities directly associated with assets in disposal group classified as held for sale	-	-	-	-
3	Regulatory deferral account credit balances and related				
4	deferred tax liability	-	-	-	-
	Total liabilities	26,536.96	26,517.09	27,506.04	27,201.14
	Total equity and liabilities	56,333.42	56,555.27	69,159.01	69,376.39
	Disclose of notes on assets and liabilities				

Dated : 14.11.2019

Place: Indore

For and Behalf of Board of Directors


 Manish Shahra
 Managing Director
 DIN: 00230392





ANIK INDUSTRIES LIMITED

CIN - L24118MH1976PLC136836

Corporate Office :

2/1, South Tukoganj, Behind High Court,

Indore - 452001 (M.P.), INDIA

Phone : +91-731-4018009-10/41

Fax : +91-731-2513285

Email : anik@anikgroup.com

Website : www.anikgroup.com

ANIK INDUSTRIES LIMITED
CIN L24118MH1976PLC136836

CASH FLOW STATEMENT FOR THE HALF YEAR ENDED 30TH SEPT., 2019

	PARTICULARS	STANDALONE		CONSOLIDATED	
		SEPT.30TH 2019	31st March, 2019	SEPT.30TH 2019	31st March, 2019
		UNAUDITED	AUDITED	UNAUDITED	AUDITED
I	CASH FLOW FROM CONTINUING OPERATIONS				
A.	CASH FLOW FROM OPERATING ACTIVITIES				
	Net profit before tax & Extraordinary Item	(426.99)	(2,266.55)	(422.16)	(2,265.36)
	Adjustment For :				
	Depreciation	39.07	89.46	39.07	89.46
	Finance Costs	613.55	1,274.47	613.55	1274.61
	Interest Received	(392.00)	(685.37)	(398.70)	(700.87)
	Provision for doubtful debts	441.66	1,073.06	441.66	1073.06
	Allowance for Bad and Doubtfull debts	114.38	1,116.69	114.38	1116.69
	(Profit) \ Loss on Sale of Property, plant and equipment	-	-	-	0.00
	Profit from partnership firm	-	78.36	-	16.94
	Adjustment for Other Comprehensive Income	8.16	16.94	8.16	(0.15)
	Gain / (loss) on fair value of investment	0.96	(0.15)	0.96	78.36
	Sundry Balance w/off	-	6.96	-	6.96
	Unrealised gain/loss on foreign currency exchange rate	(90.07)	-	(90.07)	(476.61)
	Exceptional Items	-	-	-	-
	Operating profit before working capital changes	308.73	703.87	306.86	213.08
	Adjustment For :				
	Trade and other receivables	(2,321.88)	3,393.44	(2,258.35)	9028.08
	Inventories	2,305.19	(1,052.59)	2305.19	(1,052.59)
	Trade and Other Payables	(263.62)	(1,227.80)	(308.64)	(1,190.98)
		-	-	-	-
	Cash Generated from Operations	28.42	1,816.92	45.06	6997.59
	Direct Taxes Paid	(8.32)	(411.96)	(8.32)	(419.82)
	Net cash from/ (used in) operating activities	20.10	1,404.95	36.74	6577.77
		-	-	-	-
B.	CASHFLOW FROM INVESTING ACTIVITIES				
	Purchase of Property Plant and Equipment	(1.16)	(34.36)	(24.37)	(5,699.45)
	Sale of fixed assets	-	-	-	0.00
	Purchase of New Investment	(458.65)	(1,503.88)	(458.65)	(1,503.88)
	Sales of Investments	-	(1,098.91)	-	(1,098.91)
	Interest Received	651.34	0.19	658.04	0.15
	Dividend	-	0.15	-	0.19
	Changes in bank balances not considered as cash and cash equivalent	42.19	386.36	42.19	(78.36)
	Profit / loss of partnership firm	-	221.34	-	401.85
	Changes in bank balances not considered as cash and cash equivalent	-	(78.36)	-	221.34
	Net cash from/ (used in) investing activities	233.73	(2,107.47)	217.22	(7,757)





ANIK INDUSTRIES LIMITED

CIN - L24118MH1976PLC136836

Corporate Office :

2/1, South Tukoganj, Behind High Court,

Indore - 452001 (M.P.), INDIA

Phone : +91-731-4018009-10/41

Fax : +91-731-2513285

Email : anik@anikgroup.com


Website : www.anikgroup.com

		-		-	
C.	CASHFLOW FROM FINANCING ACTIVITIES	-		-	
	Proceed from Borrowing	373.26	3,080.88	373.06	3080.88
	Repayment of Borrowing	(96.79)	(1,413.48)	(96.79)	(1,413.48)
	finance cost	(613.55)	(1,287.03)	(613.55)	(12.57)
	Net cash from/ (used in) financing activities	(337.08)	380.37	(337.28)	1654.83
	Net Increase/ (Decrease) in cash and cash equivalents from continuing operations (A+B+C)	(83.25)	(322.15)	(83.32)	475.54
		-	-	-	-
II	CASH FLOW FROM DISCONTINUING OPERATIONS	-		-	
A.	Net cash from/ (used in) operating activities	-	-	-	-
B.	Net cash from/ (used in) investing activities	-	-	-	-
C.	Net cash from/ (used in) financing activities	-	-	-	-
	Net Increase/ (Decrease) in cash and cash equivalents from discontinuing operations (A+B+C)	-	-	-	-
		-	-	-	-
	Net Increase/ (Decrease) in cash and cash equivalents (I+II)	(83.25)	633.26	(83.32)	475.54
		-	-	-	-
	Cash and Cash Equivalents at Beginning of the Year	311.11	311.11	311.57	634.02
	Cash and Cash Equivalents at End of the Year	227.86		228.25	311.57
		-	-	-	-
	Cash & Cash Equivalents comprises:	-	-	-	-
	Balance with banks in current accounts	225.89	308.44	226.28	308.89
	Cash on hand	1.97	2.67	1.97	2.67
		227.86	311.11	228.25	311.57

Dated : 14.11.2019

Place : Indore





Independent Auditor's Review Report on the Quarterly and Year to Date Standalone Unaudited Financial Results of the Company Pursuant to the Regulation 33 of the SEBI (Listing Obligations and Disclosure Requirements) Regulations, 2015

To
The Board of Directors
Anik Industries Limited

We have reviewed the accompanying statement of standalone unaudited financial results of Anik Industries Limited (the "Company"), for the quarter ended September 30, 2019 and year to date from April 01, 2019 to September 30, 2019 (the "Statement") attached herewith. This statement is the responsibility of the Company's Management and has been approved by the Board of Directors. Our responsibility is to issue a report on these financial statements based on our review.

We conducted our review of the Statement in accordance with the Standard on Review Engagements (SRE) 2410 "Review of Interim Financial Information Performed by the Independent Auditor of the Entity", issued by the Institute of Chartered Accountants of India. This standard requires that we plan and perform the review to obtain moderate assurance as to whether the financial statements are free of material misstatement. A review is limited primarily to inquiries of company personnel and analytical procedures applied to financial data and thus provides less assurance than an audit. We have not performed an audit and accordingly, we do not express an audit opinion.

Based on our review conducted as above, nothing has come to our attention that causes us to believe that the accompanying statement of unaudited financial results prepared in accordance with applicable accounting standards and other recognized accounting practices and policies has not disclosed the information required to be disclosed in terms of Regulation 33 of the SEBI (Listing Obligations and Disclosure Requirements) Regulations, 2015 including the manner in which it is to be disclosed, or that it contains any material misstatement.

Other Matter

Comparative financial information for the period 30th June 2019, 30th September 2018 and year ended 31st March, 2019 included in the financial result were reviewed / audited by predecessor auditor and considered by us in the financial results.

Our conclusion is not modified in respect of this matter.

For S. N. GADIYA & CO.
Chartered Accountant
(Firm Regn No.: 02052C)

(CA SATYANARAYAN GADIYA)
PARTNER / PROP.

Membership No: 071229

UDIM: 19071229AAAAL6 5671

Place : INDORE
Date : 14.11.2019





Independent Auditor's Review Report on the Quarterly and Year to Date Consolidated Unaudited Financial Results of the Company Pursuant to the Regulation 33 of the SEBI (Listing Obligations and Disclosure Requirements) Regulations, 2015, as amended

**Review Report to
The Board of Directors
Anik Industries Limited**

1. We have reviewed the accompanying Statement of Consolidated Unaudited Financial Results of Anik Industries Limited (the "Parent") and its subsidiary (the Parent and its subsidiary together referred to as "the Group") for the quarter ended September 30, 2019 and year to date from April 01, 2019 to September 30, 2019 (the "Statement") attached herewith, being submitted by the Parent pursuant to the requirements of Regulation 33 of the SEBI (Listing Obligations and Disclosure Requirements) Regulations, 2015, as amended (the "Listing Regulations"). Attention is drawn to the fact that the consolidated figures for the corresponding quarter ended 30th September 2018 and the corresponding period from April 01, 2018 to September 30, 2018 as reported in these financial results have been approved by the Parent's Board of Directors, but have not been subjected to review.
2. This Statement, which is the responsibility of the Parent's Management and approved by the Parent's Board of Directors, has been prepared in accordance with the recognition and measurement principles laid down in Indian Accounting Standard 34 "Interim Financial Reporting" ("Ind AS 34"), prescribed under Section 133 of the Companies Act, 2013, and other accounting principles generally accepted in India. Our responsibility is to express a conclusion on the Statement based on our review.
3. We conducted our review of the Statement in accordance with the Standard on Review Engagements (SRE) 2410 "Review of Interim Financial Information Performed by the Independent Auditor of the Entity", issued by the Institute of Chartered Accountants of India. A review of interim financial information consists of making inquiries, primarily of persons responsible for financial and accounting matters, and applying analytical and other review procedures. A review is substantially less in scope than an audit conducted in accordance with Standards on Auditing and consequently does not enable us to obtain assurance that we would become aware of all significant matters that might be identified in an audit. Accordingly, we do not express an audit opinion.

We also performed procedures in accordance with the circular issued by the SEBI under Regulation 33 (8) of the SEBI (Listing Obligations and Disclosure Requirements) Regulations, 2015, as amended, to the extent applicable.

4. The Statement includes the results of the following entities:
Revera Milk & Foods Pvt Ltd (Subsidiary)



5. Based on our review conducted and procedures performed as stated in paragraph 3 above and based on the consideration of the review reports of other auditors referred to in paragraph 6 below, nothing has come to our attention that causes us to believe that the accompanying Statement, prepared in accordance with the recognition and measurement principles laid down in the aforesaid Indian Accounting Standard and other accounting principles generally accepted in India, has not disclosed the information required to be disclosed in terms of Regulation 33 of the SEBI (Listing Obligations and Disclosure Requirements) Regulations, 2015, as amended, including the manner in which it is to be disclosed, or that it contains any material misstatement.

6. We did not review the interim financial results in respect of the Subsidiary whose interim financial results reflect total assets of Rs. 14942.52 Lacs as at September 30, 2019, total revenues of Rs. 41.91 lacs and Rs. 41.91 lacs, total net Profit after tax of Rs. 5.68 lacs and net profit after tax Rs. 4.82 lacs, total comprehensive income of Rs. 5.68 lacs and Rs. 4.82 lacs, for the quarter ended September 30, 2019 and for the period from April 01, 2019 to September 30, 2019, respectively, and net cash outflows of Rs. 0.06 lacs for the period from April 01, 2019 to September 30, 2019, These interim financial results have been reviewed by other auditors, whose reports have been furnished to us by the Management.

Our conclusion, in so far as it relates to the affairs of such subsidiaries is based solely on the report of the other auditors. Our conclusion is not modified in respect of this matter.

7. Comparative financial information for the period 30th June 2019 and year ended 31st March, 2019 included in the financial result were reviewed / audited by predecessor auditor and considered by us in the financial results.

Our conclusion is not modified in respect of this matter.

For S. N. GADIYA & CO.
Chartered Accountant
(Firm Regn No.: 02052C)



(CA SATYANARAYAN GADIYA)
PARTNER / PROP.

Membership No: 071229

UDIN: 19071229AAAALH7127

Place :INDORE
Date : 14.11.2019

