



SEC/BM/SE/ /2021-22

October 29, 2021

**CORPORATE COMPLIANCE CELL - LISTING
BOMBAY STOCK EXCHANGE LIMITED
PHEROZA JEEJEEBHOY TOWERS,
25TH FLOOR, DALAL STREET,
BOMBAY-1.**

Dear Sir/Mam,

REF.: Script Code. : BSE - 505807

Sub.: Submission of Unaudited Financial Result for Quarter ended on September 30, 2021, U/R 33(3) LODR, 2015.


With Reference to the captioned Subject matter & in Compliance with Regulation 33(3) of the SEBI (Listing Obligation and Disclosure Requirements) Regulation, 2015, enclosed herewith unaudited Standalone & Consolidated Financial Results along with Auditor's Review Report for the Quarter ended September 30, 2021.


These results were taken on record by the Board of Directors at their meeting held on October 29, 2021.

Kindly, take the same on your record.

Thanking You,

Yours faithfully,
For, **ROLCON ENGINEERING CO. LTD.,**


(CS Dharmesh Chauhan)
Company Secretary & Compliance officer
M.No.: A40003



Encl.: a/a.



ISO : 9001 : 2015
Certi No. 04 100 067292

Regd. Office :
Anand-Sojitra Road,
Vallabh Vidyanagar - 388 120,
Anand, Gujarat, India.

CIN : L29259GJ1961PLC001439,
Phone : 02692-230766/230866,
Web:- www.rolconengineering.com
Email:- rolcon@rolconengineering.com

Independent Auditor's Limited Review Report on Unaudited Quarterly and Six Months ended on 30th September, 2021 of Standalone Financial Results of Rolcon Engineering Company Limited.

To Board of Directors of
Rolcon Engineering Company Limited

We have reviewed the accompanying Statement of Standalone Unaudited Financial Results of **Rolcon Engineering Company Limited** ('the company) for the quarter and Six months ended on **September 30, 2021** (the "statement") attached herewith, being submitted by the Company pursuant to the requirements of Regulation 33 of the SEBI (Listing Obligations and Disclosure Requirements) Regulations, 2015 as modified by Circular No.CIR/CFD/FAC/62/2016 dated July 5, 2016.

This Statement is the responsibility of the Company's management and has been approved by the Board of Directors in their meeting held on 29th October, 2021 and prepared in accordance with the recognition and measurement principles laid down in the Indian Accounting Standards 34 "Interim Financial Reporting" ('Ind As 34'), prescribed under section 133 of the Companies Act, 2013 read with relevant rules issued there-under and other accounting principles generally accepted in India. Our responsibility is to issue a report on the Statement based on our review.

We conducted our review in accordance with the Standard on Review Engagements (SRE) 2410, 'Review of Interim Financial Information Performed by the Independent Auditor of the Entity' issued by the Institute of Chartered Accountants of India. This standard requires that we plan and perform the review to obtain moderate assurance as to whether the financial results are free of material misstatement. A review is limited primarily to inquiries of company personnel and analytical procedures applied to financial data and thus provide less assurance than an audit. We have not performed an audit and accordingly, we do not express an audit opinion.

Based on our review conducted as above and based on the consideration of report of the other auditor and management certified accounts, nothing has comes to our attention that causes us to believe that the accompanying statement of unaudited financial results, prepared in accordance with the applicable accounting standards and other accounting principles generally accepted in India, has not disclosed the information required to be disclosed in terms of Regulation 33 of SEBI (Listing Obligations and Disclosure Requirements) Regulations, 2015, and SEBI Circular No. CIR/CFD/FAC/62/2016 dated 5th July, 2016 including the manner in which it is to be disclosed, or that it contains any material misstatement.

For **JHS & ASSOCIATES LLP.**

Chartered Accountants

Firm's Registration No: 133288W/W100099

S. J. Shah

Saurabh Shah

Partner

Membership No: 110914

UDIN: 21110914AAAAXR2006

Place : Vallabh Vidyanagar
Date: **29th October, 2021**



Registered Office

C-701, Mary Ellen,
Ceasars Cross Road,
Amboli, Andheri (W),
Mumbai - 400 058.
Tel. : +91 98 2005 1936

Vadodara

3rd Floor, TNW Business Centre,
Above Mcdonald's, Nr. Manisha
Cross Road, Old Padra Road,
Vadodara - 390007.
Tel. : +91 26 5233 3698/230 4800

Mumbai

5th Floor, Meadows,
Sahar Plaza Complex,
Andheri-Kurla Raod, J.B. Nagar,
Andheri-East, Mumbai - 400053.
Tel. : +91 80970 95060

Kolkata

Suit No. 402, 4th Floor,
Vardhan Complex,
25A Camac Street,
Kolkata - 700016.
Tel. : +91 98 3115 0209

Delhi

306, 3rd Floor, DLF Centre,
Savitri Cinema Complex,
Greater Noida-West,
UP - 201009
Tel. : +91 11 41437282

ROLCON ENGINEERING COMPANY LIMITED

CIN : L29259GJ1961PLC001439



Reg. Office Address: Anand Sojitra Road, Vallabh Vidyanagar - 388120, Gujarat-India.

Statement of Standalone Unaudited Financial Results for the Quarter / Half Year Ended September 30, 2021.

| Sr. No | Particulars | (₹ in Lakh) | | | | | |
|-----------|--|----------------|---------------|---------------|-----------------|----------------|----------------|
| | | Quarter Ended | | | Half Year Ended | | Year Ended |
| | | 30/09/2021 | 30/06/2021 | 30/09/2020 | 30/09/2021 | 30/09/2020 | 31/03/2021 |
| | | Unaudited | Unaudited | Unaudited | Unaudited | Unaudited | Audited |
| 1 | Income | | | | | | |
| | (a) Revenue from operations | 1097.49 | 890.01 | 742.86 | 1987.50 | 1158.01 | 2556.14 |
| | (b) Other Income | 23.57 | 13.03 | 14.50 | 36.60 | 28.20 | 55.97 |
| | Total Income | 1121.06 | 903.04 | 757.36 | 2024.10 | 1186.21 | 2612.11 |
| 2 | Expenses | | | | | | |
| | (a) Cost of materials consumed | 478.06 | 395.80 | 329.84 | 873.86 | 482.61 | 1145.43 |
| | (b) Purchase of stock-in-trade | 0.00 | 0.00 | 0.00 | 0.00 | 0.00 | 0.00 |
| | (c) Change in inventories of finished goods, work-in-progress and stock-in-trade | 108.31 | 3.24 | 10.05 | 111.55 | 30.91 | -32.66 |
| | (d) Excise Duty Expenses | 0.00 | 0.00 | 0.00 | 0.00 | 0.00 | 0.00 |
| | (e) Employee benefits expense | 163.68 | 161.05 | 155.24 | 324.73 | 267.78 | 594.41 |
| | (f) Finance Costs | 1.43 | 4.52 | 1.13 | 5.95 | 1.54 | 5.81 |
| | (g) Depreciation and amortization expense | 16.96 | 15.17 | 12.99 | 32.13 | 27.99 | 60.89 |
| | (h) Other Expenditure | 260.76 | 258.05 | 206.25 | 518.81 | 312.04 | 744.38 |
| | Total Expenses | 1029.20 | 837.83 | 715.50 | 1867.03 | 1122.87 | 2518.26 |
| 3 | Profit before Exceptional Items & tax (1-2) | 91.86 | 65.21 | 41.86 | 157.07 | 63.34 | 93.85 |
| 4 | Add/Less:Exceptional Items | 0.00 | 0.00 | 0.00 | 0.00 | 0.00 | 0.00 |
| 5 | Profit before Tax (3 + 4) | 91.86 | 65.21 | 41.86 | 157.07 | 63.34 | 93.85 |
| 6 | Tax Expense : | | | | | | |
| | Current Tax | 43.37 | 0.00 | 6.47 | 43.37 | 9.86 | 13.52 |
| | Mat Credit Entitlement | -18.24 | 18.24 | (6.47) | 0.00 | (9.86) | (13.52) |
| | Adjustment of tax relating to earlier periods | 0.00 | 0.00 | 0.00 | 0.00 | 0.12 | 0.12 |
| | Deferred tax | 0.82 | 2.29 | 8.46 | 3.11 | 15.34 | 36.37 |
| 7 | Net Profit for the period after Tax (5 - 6) | 65.91 | 44.68 | 33.40 | 110.59 | 47.88 | 57.36 |
| 8 | Other Comprehensive Income (Net of tax) | | | | | | |
| | Items will not be classified to Profit & Loss | 9.68 | 16.96 | 0.00 | 26.64 | 0.00 | 14.32 |
| 9 | Total Comprehensive Income for the period (Net of Tax)(7+8) | 75.59 | 61.64 | 33.40 | 137.23 | 47.88 | 71.68 |
| 10 | Paid up Equity Share Capital (Face value of Rs.10/- Each) | 75.60 | 75.60 | 75.60 | 75.60 | 75.60 | 75.60 |
| 11 | Other Equity / Reseve & Surplus | | | | | | 1088.07 |
| 12 | Earning Per Share: | | | | | | |
| i | Basic & Diluted EPS before Extraordinary Item | 8.72 | 5.91 | 4.42 | 14.63 | 6.33 | 7.59 |
| ii | Basic & Diluted EPS after Extraordinary Item | 8.72 | 5.91 | 4.42 | 14.63 | 6.33 | 7.59 |


Notes :

- The above financial results for quarter and half year ended on September 30, 2021 have been reviewed by Audit Committee and approved by the Board of Directors at their meeting held on October 29, 2021. The Limited Review of the results of the quarter/half year ended on September 30, 2021 as required under regulation 33 of the SEBI (Listing Obligations and Disclosure Requirements) Regulations, 2015 has been completed by the Auditors and issued an unqualified report.
- This statement has been prepared in accordance with the Companies (Ind -Accounting Standered) Rule, 2015 (Ind As) Prscribed under section 133 of the companies Act, 2013 and other Recognised accounting Practices and policies to the Extent applicable.
- The company has identified its bussiness of Manufacturing of Industrial chain and sprocket as its only primary reportable segement in accordance with the requirement of IND AS 108 "Operating Segments". Accordingly, no separate segement information has been provided.
- There was no exceptional/extraordinary item during the quarter ended September 30, 2021.
- The Figures of the previous quarter/year have been regrouped / reclassified wherever necessary.



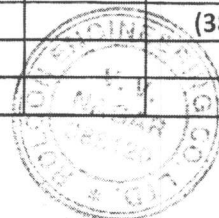
A.S.Amid

| PARTICULARS | As at 30th September 2021 | As at 30th September 2020 | As at 31st March 2021 |
|-------------------------------------|---------------------------|---------------------------|-----------------------|
| | Unaudited | Unaudited | Audited |
| ASSETS | | | |
| I. Non-current assets | | | |
| (a) Property, plant and equipment | 469.10 | 443.99 | 458.52 |
| (b) Capital work-in-progress | - | - | - |
| (c) Intangible assets | - | - | - |
| (d) Financial assets | | | |
| (i) Investments | 177.84 | 51.59 | 161.62 |
| (e) Deferred tax assets (net) | 46.42 | 70.55 | 49.52 |
| (f) Other non-current assets | 17.42 | 17.08 | 17.17 |
| | 710.78 | 583.21 | 686.83 |
| II. Current assets | | | |
| (a) Inventories | 290.45 | 301.15 | 358.27 |
| (b) Financial assets | | | |
| (i) Investments | - | - | - |
| (ii) Trade receivables | 455.29 | 468.30 | 280.19 |
| (iii) Cash and cash equivalents | 700.24 | 482.55 | 577.84 |
| (iv) Loans and advances | 61.67 | 39.68 | 39.06 |
| (c) Other current assets | 40.56 | 70.25 | 65.76 |
| | 1548.21 | 1361.93 | 1321.12 |
| Total Assets | 2258.99 | 1945.14 | 2007.95 |
| EQUITY AND LIABILITIES | | | |
| EQUITY | | | |
| Equity share capital | 75.60 | 75.60 | 75.6 |
| Other equity | 1210.98 | 1075.61 | 1088.07 |
| | 1286.58 | 1151.21 | 1163.67 |
| LIABILITIES | | | |
| I. Non-current liabilities | | | |
| (a) Financial liabilities | 0.00 | 7.98 | - |
| (a) Long-term Borrowing | - | - | 60.15 |
| (a) Long-term provisions | 33.84 | 8.25 | 28.06 |
| (b) Deferred tax liabilities (net) | - | - | - |
| (d) Other non-current liabilities | - | - | - |
| | 33.84 | 16.23 | 88.21 |
| II. Current liabilities | | | |
| (a) Financial liabilities | | | |
| (i) Borrowings | 0.00 | 0.00 | 0 |
| (i) Trade payables | 712.25 | 581.58 | 508.18 |
| (b) Other current liabilities | 197.72 | 129.99 | 218.31 |
| (c) Short-term provisions | 28.60 | 66.13 | 29.58 |
| | 938.57 | 777.70 | 756.07 |
| Total Equity and Liabilities | 2258.99 | 1945.14 | 2007.95 |



A.S. Amis

| PARTICULARS | Period ended September 30, (Unaudited) | | Year ended March 31, (Audited) |
|---|--|----------------|--------------------------------------|
| | 2021 | 2020 | 2021 |
| | Amount | Amount | Amount |
| (A) CASH FLOW FROM OPERATING ACTIVITIES : | | | |
| Net profit before tax and extraordinary items | 157.07 | 63.34 | 93.85 |
| Adjustments for : | | | |
| Depreciation | 32.13 | 27.99 | 60.89 |
| Provision in value of Diminution in investments | - | 1.07 | 0.01 |
| Provision for Bad and Doubtful Debts | 8.06 | - | - |
| Interest expenses | 0.67 | 0.41 | 1.92 |
| Interest income | (12.95) | (13.60) | (26.46) |
| Dividend Income | - | - | (0.01) |
| Profit on Sale of Assets | (2.69) | (2.90) | (4.95) |
| Profit on Sale of Mutual Fund | (0.01) | - | (0.01) |
| Operating profit before working capital changes | 182.28 | 76.31 | 125.24 |
| Adjustments for (increase) / decrease in operating assets | | | |
| Adjustments for Working Capital changes: | | | |
| Inventories | 67.82 | 92.93 | 35.81 |
| Trade Receivables | (183.16) | (14.65) | 173.46 |
| Short-term loans and advances | (18.84) | (9.16) | (2.19) |
| Long-term loans and advances | - | - | - |
| Other current assets | 2.25 | 9.37 | 9.55 |
| Other non-current assets | (0.25) | (1.41) | (1.51) |
| Adjustments for increase / (decrease) in operating liabilities | | | |
| Trade Payables | 204.07 | (169.19) | (242.59) |
| Short term Provision | (0.98) | (30.92) | (2.82) |
| Other current liabilities | (20.58) | 5.44 | 93.37 |
| Long term Provision | 5.78 | 36.53 | (15.47) |
| | 56.11 | (81.06) | 47.61 |
| Cash generated from operations | 238.39 | (4.75) | 172.85 |
| Direct taxes paid | (16.73) | (4.41) | (14.42) |
| Net cash from operating activities - (A) | 221.66 | (9.16) | 158.43 |
| (B) CASH FLOW FROM INVESTING ACTIVITIES : | | | |
| Purchase of fixed assets | (42.71) | (28.67) | (76.10) |
| Sale of fixed assets | 2.69 | 2.90 | 4.95 |
| Purchase of Investment | (3.92) | (9.71) | (100.69) |
| Sale of Investments | - | - | 3.50 |
| Interest Received | 5.49 | 5.52 | 26.35 |
| Dividend Received | - | - | 0.01 |
| Net cash from / (used) in investing activities - (B) | (38.45) | (29.96) | (141.98) |
| (C) CASH FLOW FROM FINANCING ACTIVITIES : | | | |




A. S. Amio

| | | | | | |
|---|--|--|----------------|----------------|---------------|
| Proceeds of long term borrowings | | | - | - | - |
| Repayment of Short term borrowings | | | (60.14) | (1.43) | 51.13 |
| Interest paid | | | (0.67) | (0.41) | (1.92) |
| Dividend Paid | | | - | - | (11.34) |
| Corporate Dividend Tax Paid | | | - | - | - |
| Net Cash from / (used) in financing activities - (C) | | | (60.81) | (1.84) | 37.87 |
| | | | | | |
| Net Increase / (Decrease) in cash and cash equivalents - (A+B+C) | | | 122.40 | (40.96) | 54.32 |
| | | | | | |
| Cash and cash equivalent at beginning of the year | | | | | |
| the components being : | | | | | |
| Cash on hand | | | 0.10 | 0.55 | 0.55 |
| Balance with banks on current, margin and deposit | | | | | |
| deposit accounts | | | 577.74 | 522.96 | 522.96 |
| | | | 577.84 | 523.51 | 523.51 |
| | | | | | |
| Cash and cash equivalents at end of the year | | | | | |
| the components being : | | | | | |
| Cash on hand | | | 0.18 | 0.26 | 0.10 |
| Balances with scheduled banks on current, margin and | | | | | |
| deposit accounts | | | 700.06 | 482.29 | 577.73 |
| | | | 700.24 | 482.55 | 577.83 |
| | | | | | |
| Net Increase / (Decrease) as disclosed above | | | 122.40 | (40.96) | 54.32 |

Place : Vallabh Vidyanagar.

Date : October 29, 2021



For and on behalf of
Rolcon Engineering Company Limited

A.S. Amin

Ashish S. Amin (Managing Director)
(DIN:01130354)



AUDITORS' REPORT ON QUARTERLY AND SIX MONTHS ENDED ON 30TH SEPTEMBER, 2021 OF CONSOLIDATED FINANCIAL RESULTS OF ROLCON ENGINEERING COMPNAY LIMITED PURSUANT TO REGULATION 33 OF THE SEBI (LISTING OBLIGATIONS AND DISCLOSURE REQUIREMENTS) REGULATIONS, 2015

To
**The Board of Directors of
ROLCON ENGINEERING COMPNAY LIMITED**

We have reviewed the accompanying consolidated statement of financial results of ROLCON ENGINEERING COMPNAY LIMITED ("the Holding Company") and its Associates for the quarter ended 30th September, 2021 ("the statement"), being submitted by the company pursuant to the requirement of Regulation 33 of the SEBI (Listing Obligations and Disclosure Requirements) Regulations, 2015.

These consolidated quarterly financial results as well as year to date financial results have been prepared on the basis of the financial statements as per Ind AS which are the responsibility of the Company's management and have been approved by the Board of Directors of the Company in its Board meeting dated 29th October, 2021. Our responsibility is to express an opinion on these financial results based on our review of such consolidated financial statements as per Ind AS which have been prepared in accordance with the recognition and measurement principles laid down in Ind AS under Section 133 of the Companies Act, 2013 read with relevant rules issued there under ('Ind AS'); or by the Institute of Chartered Accountants of India, as applicable and other accounting principles generally accepted in India.

We conducted our review in accordance with the auditing standards generally accepted in India. Those Standards require that we plan and perform the review to obtain reasonable assurance about whether the Statement is free from material misstatement. A review includes examining, on a test basis, evidence supporting the amounts disclosed in the Statement. A review includes examining, on a test basis, evidence supporting the amounts disclosed in as financial results. A review also includes assessing the accounting principles used and significant estimates made by the management. We believe that our audit provides a reasonable basis for our opinion.



Registered Office

C-701, Mary Ellen,
Ceasars Cross Road,
Amboli, Andheri (W),
Mumbai - 400 058.
Tel. : +91 98 2005 1936

Vadodara

3rd Floor, TNW Business Centre,
Above Mcdonald's, Nr. Manisha
Cross Road, Old Padra Road,
Vadodara - 390007.
Tel. : +91 26 5233 3698/230 4800

Mumbai

5th Floor, Meadows,
Sahar Plaza Complex,
Andheri-Kurla Raod, J.B. Nagar,
Andheri-East, Mumbai - 400053.
Tel. : +91 80970 95060

Kolkata

Suit No. 402, 4th Floor,
Vardhan Complex,
25A Camac Street,
Kolkata - 700016.
Tel. : +91 98 3115 0209

Delhi

306, 3rd Floor, DLF Centre,
Savitri Cinema Complex,
Greater Noida-West,
UP - 201009
Tel. : +91 11 41437282

Further, we would like to mention that:

- a) We did not audit the quarterly financial results of a Associates included, whose financial statements reflect total Loss for the Period Rs. 83,822/- and total Other Comprehensive Income of Rs. NIL for the three months ended on that date, as considered in the consolidated Ind AS financial statements. These financial statements have been audited by other auditors whose report has been furnished to us by the Management and our opinion on the consolidated Ind AS financial results, in so far as it related to the amounts and disclosures included in respect of this associates, is based solely on the report of the other auditors.
- b) Our opinion on the consolidated quarterly financial results of a Associates above, and our report on Other Legal and Regulatory Requirements below, is not modified in respect of the above matters with respect to our reliance on the work done and the report of the other auditors and the financial statements / financial information certified by the Management.

In our opinion and to the best of our information and according to explanations given to us except associates, these quarterly financial results as well as the year to date results:

- (i) are prepared in accordance with the requirements of Regulation 33 of the SEBI (Listing Obligations and Disclosure Requirements) Regulations, 2015 and
- (ii) Give a true and fair view of the net profit, other comprehensive income and other financial information for the quarter and six months ended on 30th September, 2021.



Place: Vallabh Vidyanagar
Date : 29th October, 2021

UDIN: 21110914AAAAXT3444

For JHS & Associates LLP
Chartered Accountants
Registration No. 133288W/W100099

S. J. Shah

(Saurabh Shah)
Partner
Membership No: 110914

ROLCON ENGINEERING COMPANY LIMITED

CIN : L29259GJ1961PLC001439


Reg. Office Address: Anand Sojitra Road, Vallabh Vidyanagar - 388120, Gujarat-India.

Statement of Consolidated Unaudited Financial Results for the Quarter / Half Year Ended September 30, 2021.

| Sr. No | Particulars | (₹ in Lakh) | | | | | |
|-----------|--|----------------|---------------|---------------|-----------------|----------------|----------------|
| | | Quarter Ended | | | Half Year Ended | | Year Ended |
| | | 30/09/2021 | 30/06/2021 | 30/09/2020 | 30/09/2021 | 30/09/2020 | 31/03/2021 |
| | | Unaudited | Unaudited | Unaudited | Unaudited | Unaudited | Audited |
| 1 | Income | | | | | | |
| | (a) Revenue from operations | 1097.49 | 890.01 | 742.86 | 1987.50 | 1158.01 | 2556.14 |
| | (b) Other Income | 23.57 | 13.03 | 14.50 | 36.60 | 28.20 | 55.97 |
| | Total Income | 1121.06 | 903.04 | 757.36 | 2024.10 | 1186.21 | 2612.11 |
| 2 | Expenses | | | | | | |
| | (a) Cost of materials consumed | 478.06 | 395.80 | 329.84 | 873.86 | 482.61 | 1145.43 |
| | (b) Purchase of stock-in-trade | 0.00 | 0.00 | 0.00 | 0.00 | 0.00 | 0.00 |
| | (c) Change in inventories of finished goods, work-in-progress and stock-in-trade | 108.31 | 3.24 | 10.05 | 111.55 | 30.91 | -32.66 |
| | (d) Excise Duty Expenses | 0.00 | 0.00 | 0.00 | 0.00 | 0.00 | 0.00 |
| | (e) Employee benefits expense | 163.68 | 161.05 | 155.24 | 324.73 | 267.78 | 594.41 |
| | (f) Finance Costs | 1.43 | 4.52 | 1.13 | 5.95 | 1.54 | 5.81 |
| | (g) Depreciation and amortization expense | 16.96 | 15.17 | 12.99 | 32.13 | 27.99 | 60.89 |
| | (h) Other Expenditure | 260.76 | 258.05 | 206.25 | 518.81 | 312.04 | 744.38 |
| | Total Expenses | 1029.20 | 837.83 | 715.50 | 1867.03 | 1122.87 | 2518.26 |
| | Share of Profit/(Loss) of Associates | 0.00 | -0.40 | 0.00 | -0.40 | 0.00 | -1.51 |
| 3 | Profit before Exceptional Items & tax (1-2) | 91.86 | 64.81 | 41.86 | 156.67 | 63.34 | 92.34 |
| 4 | Add/Less:Exceptional Items | 0.00 | 0.00 | 0.00 | 0.00 | 0.00 | 0.00 |
| 5 | Profit before Tax (3 + 4) | 91.86 | 64.81 | 41.86 | 156.67 | 63.34 | 92.34 |
| 6 | Tax Expense : | | | | | | |
| | Current Tax | 43.37 | 0.00 | 6.47 | 43.37 | 9.86 | 13.52 |
| | Mat Credit Entitlement | -18.24 | 18.24 | (6.47) | 0.00 | (9.86) | (13.52) |
| | Adjustment of tax relating to earlier periods | 0.00 | 0.00 | 0.00 | 0.00 | 0.12 | 0.12 |
| | Deferred tax | 0.82 | 2.29 | 8.46 | 3.11 | 15.34 | 36.37 |
| 7 | Net Profit for the period after Tax (5 - 6) | 65.91 | 44.28 | 33.40 | 110.19 | 47.88 | 55.85 |
| 8 | Other Comprehensive Income (Net of tax) | | | | | | |
| | Items will not be classified to Profit & Loss | 9.68 | 16.96 | 0.00 | 26.64 | 0.00 | 14.32 |
| 9 | Total Comprehensive Income for the period (Net of Tax)(7+8) | 75.59 | 61.24 | 33.40 | 136.83 | 47.88 | 70.17 |
| 10 | Paid up Equity Share Capital (Face value of Rs.10/- Each) | 75.60 | 75.60 | 75.60 | 75.60 | 75.60 | 75.60 |
| 11 | Other Equity / Reseve & Surplus | | | | | | 1086.56 |
| 12 | Earning Per Share: | | | | | | |
| i | Basic & Diluted EPS before Extraordinary Item | 8.72 | 5.86 | 4.42 | 14.58 | 6.33 | 7.39 |
| ii | Basic & Diluted EPS after Extraordinary Item | 8.72 | 5.86 | 4.42 | 14.58 | 6.33 | 7.39 |

Notes :

- The above financial results for quarter and half year ended on September 30, 2021 have been reviewed by Audit Committee and approved by the Board of Directors at their meeting held on October 29, 2021. The Limited Review of the results of the quarter/half year ended on September 30, 2021 as required under regulation 33 of the SEBI (Listing Obligations and Disclosure Requirements) Regulations, 2015 has been completed by the Auditors and issued an unqualified report.
- This statement has been prepared in accordance with the Companies (Ind -Accounting Standered) Rule, 2015 (Ind As) Prscribed under section 133 of the companies Act, 2013 and other Recognised accounting Practices and policies to the Extent applicable.
- The company has identified its bussiness of Manufacturing of Industrial chain and sprocket as its only primary reportable segement in accordance with the requirement of IND AS 108 "Operating Segments". Accordingly, no separate segement information has been provided.
- There was no exceptional/extraordinary item during the quarter ended September 30, 2021.
- The Figures of the previous quarter/year have been regrouped / reclassified wherever necessary.




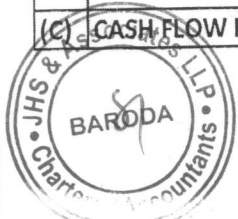
A. S. Amid

| PARTICULARS | As at 30th September 2021 | As at 30th September 2020 | As at 31st March 2021 |
|-------------------------------------|---------------------------|---------------------------|-----------------------|
| | Unaudited | Unaudited | Audited |
| ASSETS | | | |
| I. Non-current assets | | | |
| (a) Property, plant and equipment | 469.10 | 443.99 | 458.52 |
| (b) Capital work-in-progress | - | - | - |
| (c) Intangible assets | - | - | - |
| (d) Financial assets | | | |
| (i) Investments | 177.44 | 51.59 | 160.12 |
| (e) Deferred tax assets (net) | 46.42 | 70.55 | 49.52 |
| (f) Other non-current assets | 17.42 | 17.08 | 17.17 |
| | 710.38 | 583.21 | 685.33 |
| II. Current assets | | | |
| (a) Inventories | 290.45 | 301.15 | 358.27 |
| (b) Financial assets | | | |
| (i) Investments | - | - | - |
| (ii) Trade receivables | 455.29 | 468.30 | 280.19 |
| (iii) Cash and cash equivalents | 700.24 | 482.55 | 577.84 |
| (iv) Loans and advances | 61.67 | 53.45 | 39.06 |
| (c) Other current assets | 40.56 | 56.48 | 65.75 |
| | 1548.21 | 1361.93 | 1321.11 |
| Total Assets | 2258.59 | 1945.14 | 2006.44 |
| EQUITY AND LIABILITIES | | | |
| EQUITY | | | |
| Equity share capital | 75.60 | 75.60 | 75.6 |
| Other equity | 1210.58 | 1075.61 | 1086.56 |
| | 1286.18 | 1151.21 | 1162.16 |
| LIABILITIES | | | |
| I. Non-current liabilities | | | |
| (a) Financial liabilities | 0.00 | 0.00 | 0 |
| (a) Long-term Borrowing | - | 7.59 | 60.14 |
| (a) Long-term provisions | 33.84 | 53.02 | 28.06 |
| (b) Deferred tax liabilities (net) | - | - | - |
| (d) Other non-current liabilities | - | - | - |
| | 33.84 | 60.61 | 88.20 |
| II. Current liabilities | | | |
| (a) Financial liabilities | | | |
| (i) Borrowings | 0.00 | 0.00 | 0 |
| (i) Trade payables | 712.25 | 581.44 | 508.18 |
| (b) Other current liabilities | 197.72 | 130.52 | 218.31 |
| (c) Short-term provisions | 28.60 | 21.36 | 29.59 |
| | 938.57 | 733.32 | 756.08 |
| Total Equity and Liabilities | 2258.59 | 1945.14 | 2006.44 |



A.S. Amid

| PARTICULARS | Period ended September 30, (Unaudited) | | Year ended March 31, (Audited) |
|---|--|----------------|--------------------------------------|
| | 2021 | 2020 | 2021 |
| | Amount | Amount | Amount |
| (A) CASH FLOW FROM OPERATING ACTIVITIES : | | | |
| Net profit before tax and extraordinary items | 156.67 | 63.34 | 93.85 |
| Adjustments for : | | | |
| Depreciation | 32.13 | 27.99 | 60.89 |
| Provision in value of Diminution in investments | - | 1.07 | 0.01 |
| Provision for Bad and Doubtful Debts | 8.06 | - | - |
| Interest expenses | 0.67 | 0.41 | 1.92 |
| Interest income | (12.95) | (13.60) | (26.46) |
| Dividend Income | - | - | (0.01) |
| Profit on Sale of Assets | (2.69) | (2.90) | (4.95) |
| Profit on Sale of Mutual Fund | (0.01) | - | (0.01) |
| Operating profit before working capital changes | 181.88 | 76.31 | 125.24 |
| Adjustments for (increase) / decrease in operating assets | | | |
| Adjustments for Working Capital changes: | | | |
| Inventories | 67.82 | 92.93 | 35.81 |
| Trade Receivables | (183.16) | (14.65) | 173.46 |
| Short-term loans and advances | (18.84) | (9.16) | (2.19) |
| Long-term loans and advances | - | - | - |
| Other current assets | 2.25 | 9.37 | 9.55 |
| Other non-current assets | (0.25) | (1.41) | (1.51) |
| Adjustments for increase / (decrease) in operating liabilities | | | |
| Trade Payables | 204.07 | (169.19) | (242.59) |
| Short term Provision | (0.98) | (30.92) | (2.82) |
| Other current liabilities | (20.58) | 5.44 | 93.37 |
| Long term Provision | 5.78 | 36.53 | (15.47) |
| | 56.11 | (81.06) | 47.61 |
| Cash generated from operations | 237.99 | (4.75) | 172.85 |
| Direct taxes paid | (16.73) | (4.41) | (14.42) |
| Net cash from operating activities - (A) | 221.26 | (9.16) | 158.43 |
| (B) CASH FLOW FROM INVESTING ACTIVITIES : | | | |
| Purchase of fixed assets | (42.71) | (28.67) | (76.10) |
| Sale of fixed assets | 2.69 | 2.90 | 4.95 |
| Purchase of Investment | (3.52) | (9.71) | (100.69) |
| Sale of Investments | - | - | 3.50 |
| Interest Received | 5.49 | 5.52 | 26.35 |
| Dividend Received | - | - | 0.01 |
| Net cash from / (used) in investing activities - (B) | (38.05) | (29.96) | (141.98) |
| (C) CASH FLOW FROM FINANCING ACTIVITIES : | | | |



A.S. Amin

| | | | | | |
|---|--|--|----------------|----------------|---------------|
| Proceeds of long term borrowings | | | - | - | - |
| Repayment of Short term borrowings | | | (60.14) | (1.43) | 51.13 |
| Interest paid | | | (0.67) | (0.41) | (1.92) |
| Dividend Paid | | | - | - | (11.34) |
| Corporate Dividend Tax Paid | | | - | - | - |
| Net Cash from / (used) in financing activities - (C) | | | (60.81) | (1.84) | 37.87 |
| | | | | | |
| Net Increase / (Decrease) in cash and cash equivalents - (A+B+C) | | | 122.40 | (40.96) | 54.32 |
| | | | | | |
| Cash and cash equivalent at beginning of the year | | | | | |
| the components being : | | | | | |
| Cash on hand | | | 0.10 | 0.55 | 0.55 |
| Balance with banks on current, margin and deposit | | | | | |
| deposit accounts | | | 577.74 | 522.96 | 522.96 |
| | | | 577.84 | 523.51 | 523.51 |
| | | | | | |
| Cash and cash equivalents at end of the year | | | | | |
| the components being : | | | | | |
| Cash on hand | | | 0.18 | 0.26 | 0.10 |
| Balances with scheduled banks on current, margin and | | | | | |
| deposit accounts | | | 700.06 | 482.29 | 577.73 |
| | | | 700.24 | 482.55 | 577.83 |
| | | | | | |
| Net Increase / (Decrease) as disclosed above | | | 122.40 | (40.96) | 54.32 |

Place : Vallabh Vidyanagar.
Date : October 29, 2021



For and on behalf of
Rolcon Engineering Company Limited

A. S. Amin

Ashish S. Amin (Managing Director)
(DIN:01130354)

