



# AGARWAL INDUSTRIAL CORPORATION LIMITED

Petrochemicals (Manufacturers & Traders of Bitumen & Bituminous Products) • Logistics for Bitumen & LPG • Wind Mills.

CIN NO.: L99999MH1995PLC084618

May 18, 2022

To,

<b>BSE Limited</b> Corporate Relationship Department P.J. Towers, Dalal Street, Mumbai - 400 001 Scrip Code – 531921	<b>National Stock Exchange of India Limited</b> 'Exchange Plaza' C-1, Block G, Bandra Kurla Complex, Bandra (E), Mumbai - 400 051 Symbol: AGARIND; Series: EQ
--	---

**Sub: Outcome of the Meeting of Board of Directors of Agarwal Industrial Corporation Limited held today i.e. Wednesday 18<sup>th</sup> May, 2022, at the Registered Office of the Company, inter alia, to consider and approve Audited Financial Results (Standalone and Consolidated) of the Company for the Quarter and Year ended March 31, 2022, in accordance with Regulation 33 of the SEBI (Listing Obligations and Disclosure Requirements) Regulations, 2015 and pursuant to various Circulars issued by SEBI / Stock Exchanges in this regard from time to time.**

Dear Sir,

We are pleased to inform you that in the Meeting of Board of Directors of Agarwal Industrial Corporation Limited held today i.e. May 18, 2022 at the Registered Office of the Company, the Board of Directors, *inter alia*, have considered and approved unanimously, the following matters:

- i. Approved the Audited Financial Results (Standalone and Consolidated) (IND AS Compliant) of the Company for the Quarter and Year ended March 31, 2022, which were reviewed by Audit Committee, in accordance with Regulation 33 of the SEBI (Listing Obligations and Disclosure Requirements) Regulations, 2015, as amended.
- ii. Considered and approved the Audited Financial Statements (Standalone and Consolidated Financial Statements) of the Company for the year ended March 31, 2022 (IND AS Compliant).

(Copies of the aforesaid Financial Results along with Auditors Reports and Declaration are attached herewith).



Registered Office : "Eastern Court", 201/202, Plot No.12, V.N. Purav Marg, S. T. Road, Chembur, Mumbai - 400 071.

• Tel: +91-22-25291149/50. • Fax: + 91-22-25291147. • E-mail : contact@aicltd.in

• Website : www.aicltd.in



- iii. Recommended a dividend of Rs.2/- per Equity Share of the face value of Rs.10/- each fully paid up for the financial year 2021-22, subject to the approval/declaration by the members of the Company, in accordance with all related regulatory provisions in this regard.
- iv. The Board members also considered and approved other items of the Agenda in detail.

The meeting commenced at 6.00 PM and ended at 10.00 PM.

This is for your kind information and records.

Thanking You,

**For Agarwal Industrial Corporation Limited**

  
**Dipali Pitale**  
Company Secretary & Compliance Officer



Encl: a/a



# AGARWAL INDUSTRIAL CORPORATION LIMITED

Petrochemicals (Manufacturers & Traders of Bitumen & Bituminous Products) • Logistics for Bitumen & LPG • Wind Mills.

CIN NO.: L99999MH1995PLC084618

May 18, 2022

To,

<b>BSE Limited</b> Corporate Relationship Department P.J. Towers, Dalal Street, Mumbai - 400 001 <b>Scrip Code – 531921</b>	<b>National Stock Exchange of India Limited</b> 'Exchange Plaza' C-1, Block G, Bandra Kurla Complex, Bandra (E), Mumbai - 400 051 <b>Symbol: AGARIND; Series: EQ</b>
---	--

**Sub: Declaration on Unmodified Opinion on Audit Report**


Dear Sir,

Pursuant to Regulation 33(3) of the SEBI (Listing Obligations and Disclosure Requirements) Regulations, 2015, as amended vide its circular No. CIR/CFD/CMD/56/2016 dated May 27, 2016, we hereby declare that the Standalone and Consolidated Audit Report issued by Statutory Auditor, Ajay Singhal (M. No. 104451), Partner of M/s Ladha Singhal And Associates (FRN: 120241W) on the Audited Standalone Financial Results and Audited Consolidated Financial Results for the Quarter and Year Ended March 31, 2022 are with Unmodified Opinion.

Kindly take on record.

Thanking You,

For Agarwal Industrial Corporation Limited

  
Vipin Agarwal  
Chief Financial Officer



Registered Office : "Eastern Court", 201/202, Plot No.12, V.N. Purav Marg, S. T. Road, Chembur, Mumbai - 400 071.

• Tel: +91-22-25291149/50. • Fax: + 91-22-25291147. • E-mail : contact@aicltd.in

• Website : www.aicltd.in







**AGARWAL INDUSTRIAL CORPORATION LIMITED**

Regd. Office : Unit 201-202, Eastern Court, Plot No 12, V. N. Purav Marg,  
Sion Trombay Road, Chembur, Mumbai 400 071.  
Tel No. 022-25291149/50. Fax : 022-25291147  
**CIN L99999MH1995PLC084618**  
Web Site : www.aicld.in, Email : contact@aicld.in

**STANDALONE AUDITED FINANCIAL RESULTS FOR THE YEAR ENDED 31ST MARCH 2022**

**Part I - Statement of Standalone Audited Results for the Year ended 31st March 2022**

(₹ in Lakhs)

Sr. No.	Particulars	Quarter Ended			Year Ended	
		31.03.2022 Audited	31.12.2021 Unaudited	31.03.2021 Audited	31.03.2022 Audited	31.03.2021 Audited
	<b>Income</b>					
I.	Revenue from operations	59,607.24	32,314.16	42,654.22	140,530.06	83,329.36
II.	Other Income	315.76	197.84	199.79	956.11	565.91
III.	<b>Total Income (I + II)</b>	<b>59,923.00</b>	<b>32,511.99</b>	<b>42,854.01</b>	<b>141,486.17</b>	<b>83,895.26</b>
	<b>Expenses</b>					
a)	Cost of materials consumed	10,514.82	13,695.53	8,626.15	34,345.62	17,426.70
b)	Purchases of stock-in-trade	44,171.59	14,191.38	29,231.28	91,336.14	57,347.89
c)	Changes in inventories of finished goods, Stock-in-trade and Work-in-progress	(789.28)	(452.35)	504.89	(1,329.24)	(2,511.25)
d)	Employee benefit expenses	166.85	150.02	172.40	577.84	513.73
e)	Finance Costs	331.04	262.20	280.78	1,154.04	976.47
f)	Depreciation and amortization expenses	361.37	303.09	338.68	1,350.15	1,179.66
g)	Other expenses	3,178.41	2,474.47	2,082.80	8,838.64	5,998.19
	<b>Total Expenses (IV)</b>	<b>57,934.81</b>	<b>30,624.35</b>	<b>41,236.97</b>	<b>136,273.20</b>	<b>80,931.39</b>
V.	<b>Profit before tax (III-IV)</b>	<b>1,988.19</b>	<b>1,887.64</b>	<b>1,617.04</b>	<b>5,212.97</b>	<b>2,963.87</b>
VI.	<b>Tax expense</b>	469.89	526.24	465.67	1,356.89	808.67
VII.	<b>Net Profit for the period (V-VI)</b>	<b>1,518.31</b>	<b>1,361.40</b>	<b>1,151.37</b>	<b>3,856.09</b>	<b>2,155.20</b>
VIII.	<b>Other Comprehensive Income (OCI)</b>					
A.	(i) Items that will not be reclassified to Profit or Loss - Income / (Expenses)	1.74	-	10.09	1.74	10.69
	(ii) Income tax relating to items that will not be reclassified to Profit or Loss	(0.44)	-	(2.54)	(0.44)	(2.54)
B.	(i) Items that will be reclassified to Profit or Loss	-	-	-	-	-
	(ii) Income tax relating to items that will be reclassified to Profit or Loss	-	-	-	-	-
IX.	<b>Total Other Comprehensive Income / (Expenses)</b>	1.30	-	7.55	1.30	7.55
X.	<b>Total Comprehensive Income for the period (VII+IX) Comprising Profit / (Loss) and other Comprehensive Income for the period</b>	1,519.61	1,361.40	1,158.92	3,857.39	2,162.75
XI.	Paid-up equity share capital (Face value of Rs. 10/- each)	1,320.88	1,246.58	1,025.87	1,320.88	1,025.87
XII.	Other Equity	22,427.45	-	15,525.58	22,427.45	15,525.58
XIII.	Earnings per equity share (not annualized)					
	(1) Basic	12.18	11.23	11.22	30.94	21.01
	(2) Diluted	12.18	11.23	11.22	30.94	21.01
	See accompanying note to the Financial Results					

For Agarwal Industrial Corporation Ltd.

*[Signature]*  
Director



SEGMENT WISE REVENUE RESULTS AND CAPITAL EMPLOYED

(₹ in Lakhs)

Sr. No.	Particulars	Quarter Ended			Year Ended	
		31.03.2022	31.12.2021	31.03.2021	31.03.2022	31.03.2021
		Audited	Unaudited	Audited	Audited	Audited
1	<b>Segment Revenue</b>					
	a) Ancillary Infra (Bitumen & Allied Products)	57,800.54	30,770.57	41,205.23	134,836.90	78,905.37
	b) Logistics	1,826.72	1,541.55	1,523.72	5,688.67	4,417.49
	c) Windmill	28.54	29.17	10.34	123.72	98.74
	d) Other (Unallocable)	267.20	170.70	114.72	836.88	407.72
	<b>Total</b>	<b>59,923.00</b>	<b>32,511.99</b>	<b>42,854.01</b>	<b>141,486.17</b>	<b>83,829.32</b>
	Less: Intersegment Revenue	-	-	-	-	-
	<b>Net Sales/Income From Operations</b>	<b>59,923.00</b>	<b>32,511.99</b>	<b>42,854.01</b>	<b>141,486.17</b>	<b>83,829.32</b>
2	<b>Segment Results</b>					
	<b>Profit/(Loss) before tax and interest from each segment</b>					
	a) Ancillary Infra (Bitumen & Allied Products)	1,980.31	1,835.81	1,727.89	5,277.87	3,487.11
	b) Logistics	65.72	128.47	65.99	214.57	29.19
	c) Windmill	6.01	14.85	(10.79)	37.69	16.31
	d) Other (Unallocable)	-	-	-	-	-
	<b>Total</b>	<b>2,052.04</b>	<b>1,979.14</b>	<b>1,783.10</b>	<b>5,530.14</b>	<b>3,532.62</b>
	Less: i) Finance costs	331.04	262.20	280.78	1,154.04	976.47
	ii) Other Un-allocable Expenditure net off	-	-	-	-	-
	iii) Un-allocable Income	(267.20)	(170.70)	(114.72)	(836.88)	(407.72)
	<b>Total Profit Before Tax</b>	<b>1,988.20</b>	<b>1,887.64</b>	<b>1,617.04</b>	<b>5,212.97</b>	<b>2,963.87</b>
3	<b>Segment Assets</b>					
	a) Ancillary Infra (Bitumen & Allied Products)	30,570.67	26,811.75	22,567.66	30,570.67	22,567.66
	b) Logistics	3,007.23	2,930.29	2,632.93	3,007.23	2,632.93
	c) Windmill	454.69	529.33	539.93	454.69	539.93
	d) Other (Unallocable)	9,132.23	9,154.57	6,366.10	9,132.23	6,366.10
	<b>Total Segment Assets</b>	<b>43,164.83</b>	<b>39,425.93</b>	<b>32,106.62</b>	<b>43,164.83</b>	<b>32,106.62</b>
4	<b>Segment Liabilities</b>					
	a) Ancillary Infra (Bitumen & Allied Products)	18,184.19	15,635.67	14,025.73	18,184.19	14,025.73
	b) Logistics	458.77	688.39	845.10	458.77	845.10
	c) Windmill	-	-	-	-	-
	d) Other (Unallocable)	773.54	873.58	684.34	773.54	684.34
	<b>Total Segment Liabilities</b>	<b>19,416.50</b>	<b>17,197.65</b>	<b>15,555.17</b>	<b>19,416.50</b>	<b>15,555.17</b>

For Agarwal Industrial Corporation Ltd.

*H. S. Singh*  
Director



**STANDALONE STATEMENT OF ASSETS & LIABILITIES**

(₹ in Lakhs)

Particulars	Audited As on 31.03.2022	Audited As At 31.03.2021
	<b>Assets</b>	
<b>Non-current assets</b>		
Property, plant and equipment	4,840.30	5,058.36
Capital work-in-progress	286.51	75.91
Investment property	37.44	37.44
Right to Use	2,399.35	1,978.67
<b>Financial assets</b>		
Investments	1,672.50	422.68
Other non-current financial assets	600.51	52.57
Other non-current assets	65.84	-
	9,902.46	7,625.63
<b>Current assets</b>		
Inventories	6,177.83	4,532.56
<b>Financial assets</b>		
Investments	1,248.70	605.73
Trade receivables	13,283.29	12,270.92
Cash and cash equivalents	4,199.64	160.56
Bank balances other than above	363.01	771.86
Loans	5,968.74	5,051.29
Others financial assets	20.59	73.62
Current tax assets (net)	142.47	142.47
Other current assets	1,858.08	871.99
	33,262.37	24,480.99
<b>Total assets</b>	<b>43,164.83</b>	<b>32,106.62</b>
<b>Equity and liabilities</b>		
<b>Equity</b>		
Equity share capital	1,320.88	1,025.87
Other equity	22,427.45	15,525.58
	23,748.32	16,551.45
<b>Liabilities</b>		
<b>Non-current liabilities</b>		
<b>Financial liabilities</b>		
Borrowings	1,477.27	2,109.51
Lease Liability	1,963.25	1,465.89
Provisions	41.87	39.15
Deferred tax liabilities (Net)	360.17	384.28
Other non - current liabilities	-	-
	3,842.56	3,998.83
<b>Current liabilities</b>		
<b>Financial liabilities</b>		
Borrowings	10,897.13	8,412.19
Lease Liabilities	462.55	477.86
Trade payables	2,585.42	1,863.78
Other current financial liabilities	112.77	129.89
Other current liabilities	1,153.48	423.14
Provisions	5.97	0.98
Current tax liabilities (net)	356.62	248.49
	15,573.94	11,556.33
<b>Total equity and liabilities</b>	<b>43,164.83</b>	<b>32,106.62</b>

For Agarwal Industrial Corporation Ltd.

*(Signature)*  
Director





**STANDALONE CASH FLOW STATEMENT**

(₹ in Lakhs)

PARTICULARS	Audited	Audited
	Year ended 31.03.2022	Year ended 31.03.2021
<b>A. CASH FLOW FROM OPERATING ACTIVITIES</b>		
Net Profit/(Loss) before tax	5,212.97	2,963.87
<b>Adjustments for</b>		
Depreciation	765.55	787.33
Amortization of Right to Use	584.61	392.33
Interest & Finance Charges	976.96	859.43
Interest on Lease Liabilities	177.08	117.04
Interest Received	(598.33)	(381.76)
Guarantee Commission	(50.00)	(50.00)
Dividend received	-	(2.52)
Rent from Investment Property	(43.34)	(25.28)
Loss / (Profit) on sale of Mutual Funds	(32.10)	(33.85)
Loss / (Profit) on sale of fixed assets	0.99	(2.02)
Expected credit loss allowance	(16.43)	65.07
Bad Debts written off	1,258.25	212.27
Fair valuation impact on Financial Assets	(24.53)	(59.47)
<b>Operating Profit Before Working Capital Adjustments</b>	<b>8,211.68</b>	<b>4,842.43</b>
<b>Changes in Working Capital</b>		
<u>Adjustments for (increase) / decrease in operating assets:</u>		
Inventories	(1,645.28)	(2,008.89)
Trade receivables	(2,254.19)	1,230.60
Other financial assets (Current & Non-Current)	(98.74)	(403.60)
Other assets (Current & Non-Current)	(1,051.94)	233.90
<u>Adjustments for increase / (decrease) in operating liabilities:</u>		
Trade payables	721.64	(830.04)
Other financial liabilities (Current & Non-Current)	(17.12)	(166.36)
Other liabilities (Current & Non-Current)	739.79	145.50
<u>Adjustments for increase / (decrease) in Foreign Currency Translation Reserve</u>	-	-
<b>Cash generated from operations</b>	<b>4,605.85</b>	<b>3,043.54</b>
Direct Tax Paid (Refund) [Net]	(1,272.87)	(611.11)
<b>Net cash flow from / (used in) operating activities (A)</b>	<b>3,332.98</b>	<b>2,432.42</b>
<b>B. CASH FLOW FROM INVESTING ACTIVITIES</b>		
Capital expenditure on fixed assets	(836.59)	(1,020.33)
Proceeds from sale of fixed assets	77.51	77.69
Loan to Subsidiary	(913.29)	(2,316.74)
Dividend Received	-	2.52
Sale of Mutual Fund-Current Investment	204.51	804.18
Interest Received	598.33	381.76
Rent from Investment Property	43.34	25.28
Guarantee Commission	50.00	50.00
Purchase of Mutual Fund-Current Investment	(800.17)	(642.28)
<b>Net cash flow from / (used in) investing activities (B)</b>	<b>(1,576.37)</b>	<b>(2,637.93)</b>
<b>C. CASH FLOW FROM FINANCING ACTIVITIES</b>		
Money received against share warrants / issue of equity shares	2,313.61	-
Interest & Finance Charges	(947.06)	(838.09)
Net Increase / (Decrease) in Short Term Borrowings (Net)	2,471.72	(284.72)
(Repayment) / Proceeds from Long Term Borrowings (Net)	(648.93)	1,914.69
Payment of Lease Liabilities	(682.50)	(526.46)
Dividend Paid	(224.38)	(153.88)
<b>Net cash flow from / (used in) financing activities (C)</b>	<b>2,282.46</b>	<b>111.53</b>
<b>Net increase / (decrease) in cash and cash equivalents (A+B+C)</b>	4,039.08	(93.97)
<b>Cash and cash equivalents at the beginning of the year</b>	160.56	254.54
<b>Cash and cash equivalents at the end of the year</b>	<b>4,199.64</b>	<b>160.56</b>

For Agarwal Industrial Corporation Ltd.

*AD Agarwal*  
Director



**AGARWAL INDUSTRIAL CORPORATION LIMITED**

**NOTES:**

1. The above Audited Financial Results for the Quarter and the Year Ended on March 31, 2022 of Agarwal Industrial Corporation Limited (“The Company”) drawn in terms of Regulation 33 of SEBI (LODR) Regulations, 2015, as amended, are reviewed by the Audit Committee and approved by the Board of Directors today i.e. May 18, 2022. These financial results are available at the Company’s and Stock Exchanges’ websites.
2. In respect of these Financial Results, the figures for the quarter ended March 31, 2022 and the corresponding quarter ended March 31, 2021 are the balancing figures between audited in respect of the full financial year and the published year to date figures up to the third quarter of the respective financial years ending on March 31, 2022 and March 31, 2021 respectively.
3. The Company, in pursuit of displaying correct relative positions of its activities, has re-classified its activities into 6 Segments on Consolidated Basis viz (i) Ancillary Infra ( Bitumen & Allied Products. (ii) Ship Operating & Chartering (iii) Trading of Petroleum Products (iv) Logistics (v) Windmill and (vi) Others – (un allocable) and into 4 Segments on Standalone Basis viz (i) Ancillary Infra ( Bitumen & Allied Products. (ii) Logistics (iii) Windmill and (iv) Others – (un allocable). This revised segmentation of the Company activities on consolidated and standalone basis shall be followed consistently in the financial statements of the future financial years.
4. The Board of Directors have recommended a dividend of Rs. 2/- per equity share of the face value of Rs. 10/- each fully paid up for the F.Y 2021-22, subject to the approval of shareholders of the Company.
5. The above Audited Financial Results for the Quarter and the Year Ended on March 31, 2022 of Agarwal Industrial Corporation Limited include the financial results of its Wholly Owned Subsidiary (WOS) Companies- (i) Bituminex Cochin Private Limited, (ii) AICL Overseas FZ-LLC and (iii) Agarwal Translink Private Limited. Since, Agarwal Translink Private Limited became WOS of the Company post March 31, 2021, the quarterly and yearly figures for FY 2020-21 are not comparable with the quarterly and yearly figures for FY 2021-22.
6. These financial results have been prepared in accordance with Indian Accounting Standards (Ind AS) notified under the Companies (Indian Accounting Standards) Rules, 2015 as amended by the Companies (Indian Accounting Standards) (Amendments) Rules, 2016.
7. The Company primarily belongs to Ancillary Infra Industry and is engaged in the business of (i) manufacturing and trading of Bitumen and Allied products used heavily in infrastructure projects (ii) providing Logistics for Bulk Bitumen and LPG through its own Specialized Tankers and (iii) also generates power through Wind Mills. These businesses are of seasonal nature due to which revenue gets varied. The Company has its manufacturing units at Taloja, Belgaum, Baroda and Hyderabad and has its owned Bulk Bitumen Storage Facilities / Terminals at Baroda , Dighi and recently added at Taloja. Besides the Company has arranged additional Bulk Bitumen Storage facilities at Karwar, Haldia and Mangalore. The






Company's Indian Wholly Owned Subsidiary Company - Bituminex Cochin Private Limited is also in the business of manufacturing and trading of Bitumen and Bituminous products whereas its Overseas Wholly Owned Subsidiary Company - AICL Overseas FZ-LLC, RAS AL KHAIMAH, UAE is in the business activity of ship chartering and is in possession of specialized Bitumen Vessels and is carrying its commercial operations in accordance with the guidelines / notifications with regard to Overseas Direct Investments (ODI) issued by the Reserve Bank of India from time to time. This Overseas WOS presently has its own 5 Specialized Bitumen Vessels which together have ferrying capacity of about 29,000 Mts of Bulk Bitumen / Bulk Liquid Cargo. *And now very recently, it has become proud Owner of 6<sup>TH</sup> Specialized Bitumen / Bulk Liquid Cargo Vessel having 9000 MTs of ferrying capacity thus making cumulative Ferrying Capacity of 38,000 MTs of Specialized Bitumen / Bulk Liquid Cargo.* Agarwal Translink Private Limited is another Indian Wholly Own Subsidiary of the Company which is engaged in the business of transportation of Bitumen, LPG , LSHS and owns large fleet of specialized Bitumen Tankers and also operates a BPCL Petrol Pump in Shahpur, Asangaon, Maharashtra.

8. During the year under review, M/s Agarwal Translink Private Limited, a group company, became Wholly Owned Subsidiary of the Company as the Company acquired entire equity holding of the said group company and in lieu of that, allotted 11,88,042 Equity Shares to the erstwhile shareholders of M/s Agarwal Translink Private Limited in accordance with Chapter V of the SEBI ( ICDR) Regulations , 2009 as amended and the allotted shares are listed.
9. Further, during the year under review, the Company also allotted 35,11,000 fully convertible Warrants to Promoters' Group and also to the Public in accordance with Chapter V of the SEBI( ICDR) Regulations , 2009 as amended. Out of these Warrants, 17,62,000 Warrants have already been converted into Equity Shares and are listed.
10. The Basic and Diluted Earnings Per Share (EPS) has been calculated for the current and previous periods in accordance with IND AS-33 issued by MCA. .
11. The Company has not discontinued any of its operations during the year under review.
12. Previous periods' figures have been regrouped/ rearranged wherever necessary to conform to the current period's classification.

For and on behalf of Board of Directors,  
Agarwal Industrial Corporation Limited

  
Lalit Agarwal  
Whole Time Director  
DIN: 01335107

Place: Mumbai  
Date: May 18, 2022



**Independent Auditor's Report on Quarterly and Annual Standalone Financial Results of the Company Pursuant to the Regulation 33 of the SEBI (Listing Obligations and Disclosure Requirements) Regulations, 2015**

To  
**Board of Directors of  
Agarwal Industrial Corporation Limited,**

**Report on the audit of the Annual Standalone Financial Results****Opinion**

We have audited the accompanying standalone financial results of **Agarwal Industrial Corporation Limited** ('the Company') for the quarter and year ended March 31st, 2022, attached herewith, being submitted by the Company pursuant to the requirement of Regulation 33 of the SEBI (Listing Obligations and Disclosure Requirements) Regulations, 2015, as amended ("Listing Regulations").

In our opinion and to the best of our information and according to the explanations given to us, these standalone financial results:

- (i) are presented in accordance with the requirements of Regulation 33 of the Listing Regulations in this regard; and
- (ii) give a true and fair view in conformity with the recognition and measurement principles laid down in the Indian Accounting Standards and other accounting principles generally accepted in India, of the net profit and other comprehensive income and other financial information for the quarter and year ended March 31st, 2022.

**Basis for Opinion**

We conducted our audit in accordance with the Standards on Auditing (SAs) specified under Section 143(10) of the Companies Act, 2013 (the Act). Our responsibilities under those Standards are further described in the "Auditor's Responsibilities for the Audit of the Standalone Financial Results" section of our report. We are independent of the Company in accordance with the Code of Ethics issued by the Institute of Chartered Accountants of India (ICAI) together with the ethical requirements that are relevant to our audit of the standalone financial results under the provisions of the Act and the Rules thereunder, and we have fulfilled our other ethical responsibilities in accordance with these requirements and the Code of Ethics.

We believe that the audit evidence we have obtained is sufficient and appropriate to provide a basis for our audit opinion.

**Management's Responsibilities for the Standalone Financial Results**

The statement has been prepared on the basis of the standalone annual financial statements. The Company's Board of Directors are responsible for the preparation of these standalone financial results that give a true and fair view of the net profit and other comprehensive income and other financial information in accordance with the applicable Indian Accounting Standards prescribed under Section 133 of the Act, read





with relevant rules issued thereunder and other accounting principles generally accepted in India and in compliance with Regulation 33 of the Listing Regulations. This responsibility also includes maintenance of adequate accounting records in accordance with the provisions of the Act for safeguarding of the assets of the Company and for preventing and detecting frauds and other irregularities; selection and application of appropriate accounting policies; making judgments and estimates that are reasonable and prudent; and design, implementation and maintenance of adequate internal financial controls, that were operating effectively for ensuring the accuracy and completeness of the accounting records, relevant to the preparation and presentation of the standalone financial results that give a true and fair view and are free from material misstatement, whether due to fraud or error.

In preparing the standalone financial results, the Board of Directors are responsible for assessing the Company's ability to continue as a going concern, disclosing, as applicable, matters related to going concern and using the going concern basis of accounting unless the Board of Directors either intends to liquidate the Company or to cease operations, or has no realistic alternative but to do so.

The Board of Directors are also responsible for overseeing the Company's financial reporting process.

### **Auditor's Responsibilities for the Audit of the Standalone Financial Results**

Our objectives are to obtain reasonable assurance about whether the standalone financial results as a whole are free from material misstatement, whether due to fraud or error, and to issue an auditor's report that includes our opinion. Reasonable assurance is a high level of assurance but is not a guarantee that an audit conducted in accordance with SAs will always detect a material misstatement when it exists. Misstatements can arise from fraud or error and are considered material if, individually or in the aggregate, they could reasonably be expected to influence the economic decisions of users taken on the basis of these standalone financial results.

As part of an audit in accordance with SAs, we exercise professional judgment and maintain professional skepticism throughout the audit. We also:

- Identify and assess the risks of material misstatement of the standalone financial results, whether due to fraud or error, design and perform audit procedures responsive to those risks, and obtain audit evidence that is sufficient and appropriate to provide a basis for our opinion. The risk of not detecting a material misstatement resulting from fraud is higher than for one resulting from error, as fraud may involve collusion, forgery, intentional omissions, misrepresentations, or the override of internal control.
- Obtain an understanding of internal control relevant to the audit in order to design audit procedures that are appropriate in the circumstances. Under section 143(3)(i) of the Act, we are also responsible for expressing our opinion on whether the Company has adequate internal financial control system in place and the operating effectiveness of such controls.
- Evaluate the appropriateness of accounting policies used and the reasonableness of accounting estimates and related disclosures made by the Board of Directors.
- Conclude on the appropriateness of the Board of Directors' use of the going concern basis of accounting and, based on the audit evidence obtained, whether a material uncertainty exists related to events or conditions that may cast significant doubt on the Company's ability to continue as a going concern. If we conclude that a material uncertainty exists, we are required to draw attention in



our auditor's report to the related disclosures in the standalone financial results or, if such disclosures are inadequate, to modify our opinion. Our conclusions are based on the audit evidence obtained up to the date of our auditor's report. However, future events or conditions may cause the Company to cease to continue as a going concern.

- Evaluate the overall presentation, structure and content of the standalone financial results, including the disclosures, and whether the standalone financial results represent the underlying transactions and events in a manner that achieves fair presentation.
- Obtain sufficient appropriate audit evidence regarding the Standalone Financial Result of the Company to express an opinion on the Standalone Financial Result.

Materiality is the magnitude of misstatements in the standalone financial result that individually or in aggregate makes it probable that the economic decisions of a reasonably knowledgeable user of the standalone financial result may be influenced. We consider quantitative materiality and qualitative factors in (i) planning the scope of our audit work and in evaluating the results of our work and (ii) to evaluate the effect of any identified misstatements in the standalone financial result.

We communicate with those charged with governance regarding, among other matters, the planned scope and timing of the audit and significant audit findings, including any significant deficiencies in internal control that we identify during our audit.

We also provide those charged with governance with a statement that we have complied with relevant ethical requirements regarding independence, and to communicate with them all relationships and other matters that may reasonably be thought to bear on our independence, and where applicable, related safeguards.

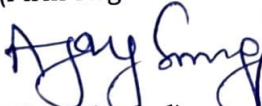
**Other Matters:**

The Standalone Financial Results include the results for the quarter ended March 31, 2022 being the balancing figure between audited figures in respect of full financial year and the published unaudited year to date figures up to the third quarter of the current financial year which were subject to limited review by us.

Our opinion on the Statement is not modified in respect of the above matter.

**For Ladha Singhal & Associates**

Chartered Accountants  
(Firm Registration No. 120241W)

  
**(Ajay Singhal)**  
Partner

Membership No. 104451

UDIN:

Place: Mumbai

Date: 18<sup>th</sup> May 2022







**AGARWAL INDUSTRIAL CORPORATION LIMITED**

Regd. Office : Unit 201-202, Eastern Court, Plot No 12, V. N. Purav Marg,  
 Sion Trombay Road, Chembur, Mumbai 400 071.  
 Tel No. 022-25291149/50. Fax : 022-25291147  
**CIN L99999MH1995PLC084618**  
 Web Site : www.aicld.in, Email : contact@aicld.in

**CONSOLIDATED AUDITED FINANCIAL RESULTS FOR THE YEAR ENDED 31st MARCH 2022**

Part I - Statement of Audited Consolidated Financial Results for the Year ended 31st March, 2022						(₹ in Lakhs)
Sr. No.	Particulars	Quarter Ended			Year Ended	
		31.03.2022 Audited	31.12.2021 Unaudited	31.03.2021 Audited	31.03.2022 Audited	31.03.2021 Audited
<b>Income</b>						
I.	Revenue from operations	65,119.22	38,050.75	45,333.15	159,824.36	90,390.22
II.	Other Income	171.35	39.63	27.81	374.70	159.61
III.	<b>Total Revenue (I + II)</b>	<b>65,290.57</b>	<b>38,090.37</b>	<b>45,360.96</b>	<b>160,199.06</b>	<b>90,549.83</b>
<b>IV. Expenses</b>						
	a) Cost of materials consumed	10,606.52	13,749.18	8,687.06	34,510.24	17,555.73
	b) Purchases of stock-in-trade	45,586.53	15,473.46	29,205.25	96,919.25	57,257.38
	c) Changes in inventories of finished goods, Stock-in-trade and Work-in-progress	(800.87)	(453.55)	505.10	(1,340.84)	(2,510.10)
	d) Employee benefit expenses	214.13	187.81	179.80	733.38	539.63
	e) Finance Costs	342.97	281.20	280.77	1,223.69	976.47
	f) Depreciation and amortisation expenses	547.29	479.55	426.42	1,973.38	1,444.98
	g) Other expenses	5,926.17	5,793.19	3,236.45	18,426.47	10,416.49
	<b>Total Expenses (IV)</b>	<b>62,422.75</b>	<b>35,510.84</b>	<b>42,520.85</b>	<b>152,445.57</b>	<b>85,680.58</b>
V.	<b>Profit before tax (III-IV)</b>	<b>2,867.83</b>	<b>2,579.53</b>	<b>2,840.11</b>	<b>7,753.49</b>	<b>4,869.25</b>
VI.	<b>Tax expense</b>	<b>494.97</b>	<b>519.01</b>	<b>469.06</b>	<b>1,385.04</b>	<b>815.93</b>
VII.	<b>Net Profit for the period (V-VI)</b>	<b>2,372.86</b>	<b>2,060.52</b>	<b>2,371.05</b>	<b>6,368.45</b>	<b>4,053.32</b>
<b>VIII. Other Comprehensive Income (OCI)</b>						
A.	(i) Items that will not be reclassified to Profit or Loss - Income / (Expenses)	1.74	-	10.09	1.74	10.09
	(ii) Income tax relating to items that will not be reclassified to Profit or Loss	(0.44)	-	(2.54)	(0.44)	(2.54)
B.	(i) Items that will be reclassified to Profit or Loss Income/(Expense)					
	Foreign Currency Translation Reserve	86.24	6.21	(2.67)	136.57	(47.19)
	(ii) income tax relating to items that will be reclassified to Profit or	-	-	-	-	-
IX.	<b>Total Other Comprehensive Income / (Expenses)</b>	<b>87.54</b>	<b>6.21</b>	<b>4.89</b>	<b>137.87</b>	<b>(39.64)</b>
X.	<b>Total Comprehensive Income for the period (VII+IX) Comprising Profit / (Loss) and other Comprehensive Income for the period</b>	<b>2,460.40</b>	<b>2,066.73</b>	<b>2,375.93</b>	<b>6,506.32</b>	<b>4,013.68</b>
<b>XI. Out of the Total Comprehensive Income above</b>						
<b>a) Profit for the year attributable to:</b>						
	(i) Owners of the parent	2,372.86	2,060.52	-	6,368.45	4,053.32
	(ii) Non-controlling interests	-	-	-	-	-
<b>b) Other Comprehensive Income attributable to:</b>						
	(i) Owners of the parent	87.54	6.21	-	137.87	(39.64)
	(ii) Non-controlling interests	-	-	-	-	-
<b>c) Total Comprehensive Income attributable to:</b>						
	(i) Owners of the parent	2,460.40	2,066.73	-	6,506.32	4,013.68
	(ii) Non-controlling interests	-	-	-	-	-
XII.	Paid-up equity share capital (Face value of Rs. 10/- each)	1,320.88	1,246.58	1,025.87	1,320.88	1,025.87
XIII.	Other Equity	28,135.29	-	18,584.51	28,135.29	18,584.51
<b>XIV. Earnings per equity share</b>						
	(1) Basic	19.04	17.00	23.11	51.10	39.51
	(2) Diluted	19.04	17.00	23.11	51.10	39.51
See accompanying note to the Financial Results						

For Agarwal Industrial Corporation Ltd.

*Handwritten Signature*  
 Director



SEGMENT WISE REVENUE RESULTS AND CAPITAL EMPLOYED

(₹ in Lakhs)

Sr. No.	Particulars	Quarter Ended			Year Ended	
		31.03.2022	31.12.2021	31.03.2021	31.03.2022	31.03.2021
		Audited	Unaudited	Audited	Audited	Audited
1	<b>Segment Revenue</b>					
	a) Ancillary Infra (Bitumen & Allied Products)	57,266.09	30,793.58	41,266.42	134,338.02	79,016.48
	b) Ship Operating & Chartering	3,813.10	3,903.58	2,618.82	12,981.37	6,950.84
	c) Petroleum Products	1,499.02	1,636.48	-	5,850.84	-
	d) Logistics	2,569.05	1,703.94	1,523.72	6,664.23	4,417.49
	e) Windmill	28.54	29.17	10.35	123.72	98.74
	f) Other (Unallocable)	267.20	170.71	114.72	836.88	407.72
	<b>Total</b>	<b>65,443.00</b>	<b>38,237.46</b>	<b>45,534.03</b>	<b>160,795.05</b>	<b>90,891.27</b>
	Less: Intersegment Revenue	152.41	147.09	173.07	595.99	409.35
	<b>Net Sales/Income From Operations</b>	<b>65,290.59</b>	<b>38,090.37</b>	<b>45,360.96</b>	<b>160,199.06</b>	<b>90,481.93</b>
2	<b>Segment Results</b>					
	<b>Profit/(Loss) before tax and interest from each segment</b>					
	a) Ancillary Infra (Bitumen & Allied Products)	1,989.87	1,845.02	1,737.92	5,289.31	3,511.82
	b) Ship Operating & Chartering	787.16	671.95	976.75	2,485.56	1,880.68
	c) Petroleum Products	9.53	(13.35)	-	48.28	-
	d) Logistics	151.02	171.54	65.99	279.45	29.19
	e) Windmill	6.01	14.85	(10.79)	37.69	16.31
	f) Other (Unallocable)	-	-	-	-	-
	<b>Total</b>	<b>2,943.61</b>	<b>2,690.02</b>	<b>2,769.88</b>	<b>8,140.30</b>	<b>5,438.00</b>
	Less: a) Finance costs	342.97	281.20	44.50	1,223.69	976.47
	ii) Other Un-allocable Expenditure net off	-	-	-	-	-
	iii) Un-allocable income	(666.17)	(170.71)	(114.72)	(836.88)	(407.72)
	<b>Total Profit Before Tax</b>	<b>3,266.80</b>	<b>2,579.53</b>	<b>2,840.11</b>	<b>7,753.49</b>	<b>4,869.25</b>
3	<b>Segment Assets</b>					
	a) Ancillary Infra (Bitumen & Allied Products)	30,685.25	26,449.62	22,681.68	30,685.25	22,681.68
	b) Ship Operating & Chartering	16,773.75	17,675.13	12,556.95	16,773.75	12,556.95
	c) Petroleum Products	292.54	856.52	-	292.54	-
	d) Logistics	3,972.91	4,327.27	2,632.93	3,972.91	2,632.93
	e) Windmill	454.69	529.33	539.93	454.69	539.93
	f) Other (Unallocable)	2,133.24	1,830.96	1,132.48	2,133.24	1,132.48
	<b>Total Segment Assets</b>	<b>54,312.39</b>	<b>51,668.82</b>	<b>39,543.97</b>	<b>54,312.39</b>	<b>39,543.97</b>
4	<b>Segment Liabilities</b>					
	a) Ancillary Infra (Bitumen & Allied Products)	18,193.31	15,648.76	14,039.32	18,193.31	14,039.32
	b) Ship Operating & Chartering	5,048.83	6,600.09	4,360.35	5,048.83	4,360.35
	c) Petroleum Products	86.95	89.67	-	86.95	-
	d) Logistics	723.57	1,492.01	845.10	723.57	845.10
	e) Windmill	-	-	-	-	-
	f) Other (Unallocable)	803.56	842.95	688.83	803.56	688.83
	<b>Total Segment Liabilities</b>	<b>24,856.22</b>	<b>24,673.47</b>	<b>19,933.59</b>	<b>24,856.22</b>	<b>19,933.59</b>

For Agarwal Industrial Corporation Ltd.

*Handwritten Signature*  
Director





<b>CONSOLIDATED STATEMENT OF ASSETS &amp; LIABILITIES</b>		
(₹ in Lakhs)		
Particulars	Audited As on 31.03.2022	Audited As At 31.03.2021
<b>Assets</b>		
<b>Non-current assets</b>		
Property, plant and equipment	18,964.61	13,709.73
Capital work-in-progress	286.51	75.91
Investment property	37.44	37.44
Right to Use	2,399.35	1,978.67
Goodwill arising on Consolidation	488.81	226.30
<b>Financial assets</b>		
Investments	0.09	0.05
Other non-current financial assets	631.08	57.10
Other non-current assets	71.57	-
	<b>22,879.47</b>	<b>16,085.20</b>
<b>Current assets</b>		
Inventories	6,535.81	4,772.39
<b>Financial assets</b>		
Investments	1,248.70	605.73
Trade receivables	16,120.93	13,486.13
Cash and cash equivalents	4,638.31	2,763.10
Bank balances other than above	368.47	772.74
Loans	20.18	14.06
Others financial assets	20.61	73.62
Current tax assets (net)	189.83	142.57
Other current assets	2,290.08	828.44
	<b>31,432.92</b>	<b>23,458.77</b>
<b>Total assets</b>	<b>54,312.39</b>	<b>39,543.97</b>
<b>Equity and liabilities</b>		
<b>Equity</b>		
Equity share capital	1,320.88	1,025.87
Other equity	28,135.29	18,584.51
	<b>29,456.17</b>	<b>19,610.38</b>
<b>Liabilities</b>		
<b>Non-current liabilities</b>		
<b>Financial liabilities</b>		
Borrowings	3,144.02	4,132.88
Lease Liability	1,963.25	1,465.89
Other Financial Liabilities	6.50	-
Provisions	51.37	39.15
Deferred tax liabilities (Net)	378.09	383.84
Other non - current liabilities	-	-
	<b>5,543.24</b>	<b>6,021.76</b>
<b>Current liabilities</b>		
<b>Financial liabilities</b>		
Borrowings	11,532.68	8,885.74
Lease Liabilities	462.55	477.86
Trade payables	5,515.78	3,359.33
Other current financial liabilities	123.32	133.26
Other current liabilities	1,313.47	801.23
Short-term provisions	7.97	0.98
Current tax liabilities (net)	357.22	253.42
	<b>19,312.98</b>	<b>13,911.83</b>
<b>Total equity and liabilities</b>	<b>54,312.39</b>	<b>39,543.97</b>



For Agarwal Industrial Corporation Ltd.

*[Signature]*  
Director



## AGARWAL INDUSTRIAL CORPORATION LIMITED

### NOTES:

1. The above Audited Financial Results for the Quarter and the Year Ended on March 31, 2022 of Agarwal Industrial Corporation Limited ("The Company") drawn in terms of Regulation 33 of SEBI (LODR) Regulations, 2015, as amended, are reviewed by the Audit Committee and approved by the Board of Directors today i.e. May 18, 2022. These financial results are available at the Company's and Stock Exchanges' websites.
2. In respect of these Financial Results, the figures for the quarter ended March 31, 2022 and the corresponding quarter ended March 31, 2021 are the balancing figures between audited in respect of the full financial year and the published year to date figures up to the third quarter of the respective financial years ending on March 31, 2022 and March 31, 2021 respectively.
3. The Company, in pursuit of displaying correct relative positions of its activities, has re-classified its activities into 6 Segments on Consolidated Basis viz (i) Ancillary Infra ( Bitumen & Allied Products. (ii) Ship Operating & Chartering (iii) Trading of Petroleum Products (iv) Logistics (v) Windmill and (vi) Others – (un allocable) and into 4 Segments on Standalone Basis viz (i) Ancillary Infra ( Bitumen & Allied Products. (ii) Logistics (iii) Windmill and ( iv) Others – (un allocable). This revised segmentation of the Company activities on consolidated and standalone basis shall be followed consistently in the financial statements of the future financial years.
4. The Board of Directors have recommended a dividend of Rs. 2/- per equity share of the face value of Rs. 10/- each fully paid up for the F.Y 2021-22, subject to the approval of shareholders of the Company.
5. The above Audited Financial Results for the Quarter and the Year Ended on March 31, 2022 of Agarwal Industrial Corporation Limited include the financial results of its Wholly Owned Subsidiary (WOS) Companies- (i) Bituminex Cochin Private Limited, (ii) AICL Overseas FZ-LLC and (iii) Agarwal Translink Private Limited. Since, Agarwal Translink Private Limited became WOS of the Company post March 31, 2021, the quarterly and yearly figures for FY 2020-21 are not comparable with the quarterly and yearly figures for FY 2021-22.
6. These financial results have been prepared in accordance with Indian Accounting Standards (Ind AS) notified under the Companies (Indian Accounting Standards) Rules, 2015 as amended by the Companies (Indian Accounting Standards) (Amendments) Rules, 2016.
7. The Company primarily belongs to Ancillary Infra Industry and is engaged in the business of (i) manufacturing and trading of Bitumen and Allied products used heavily in infrastructure projects (ii) providing Logistics for Bulk Bitumen and LPG through its own Specialized Tankers and (iii) also generates power through Wind Mills. These businesses are of seasonal nature due to which revenue gets varied. The Company has its manufacturing units at Taloja, Belgaum, Baroda and Hyderabad and has its owned Bulk Bitumen Storage Facilities / Terminals at Baroda , Dighi and recently added at Taloja. Besides the Company has arranged additional Bulk Bitumen Storage facilities at Karwar, Haldia and Mangalore. The





Company's Indian Wholly Owned Subsidiary Company - Bituminex Cochin Private Limited is also in the business of manufacturing and trading of Bitumen and Bituminous products whereas its Overseas Wholly Owned Subsidiary Company - AICL Overseas FZ-LLC, RAS AL KHAIMAH, UAE is in the business activity of ship chartering and is in possession of specialized Bitumen Vessels and is carrying its commercial operations in accordance with the guidelines / notifications with regard to Overseas Direct Investments (ODI) issued by the Reserve Bank of India from time to time. This Overseas WOS presently has its own 5 Specialized Bitumen Vessels which together have ferrying capacity of about 29,000 Mts of Bulk Bitumen / Bulk Liquid Cargo. *And now very recently, it has become proud Owner of 6<sup>TH</sup> Specialized Bitumen / Bulk Liquid Cargo Vessel having 9000 MTs of ferrying capacity thus making cumulative Ferrying Capacity of 38,000 MTs of Specialized Bitumen / Bulk Liquid Cargo.* Agarwal Translink Private Limited is another Indian Wholly Own Subsidiary of the Company which is engaged in the business of transportation of Bitumen, LPG , LSHS and owns large fleet of specialized Bitumen Tankers and also operates a BPCL Petrol Pump in Shahpur, Asangaon, Maharashtra.

8. During the year under review, M/s Agarwal Translink Private Limited, a group company, became Wholly Owned Subsidiary of the Company as the Company acquired entire equity holding of the said group company and in lieu of that, allotted 11,88,042 Equity Shares to the erstwhile shareholders of M/s Agarwal Translink Private Limited in accordance with Chapter V of the SEBI ( ICDR) Regulations , 2009 as amended and the allotted shares are listed.
9. Further, during the year under review, the Company also allotted 35,11,000 fully convertible Warrants to Promoters' Group and also to the Public in accordance with Chapter V of the SEBI( ICDR) Regulations , 2009 as amended. Out of these Warrants, 17,62,000 Warrants have already been converted into Equity Shares and are listed.
10. The Basic and Diluted Earnings Per Share (EPS) has been calculated for the current and previous periods in accordance with IND AS-33 issued by MCA. .
11. The Company has not discontinued any of its operations during the year under review.
12. Previous periods' figures have been regrouped/ rearranged wherever necessary to conform to the current period's classification.

For and on behalf of Board of Directors,  
Agarwal Industrial Corporation Limited

  
Lalit Agarwal  
Whole Time Director  
DIN: 01335107

Place: Mumbai  
Date: May 18, 2022



**Independent Auditor's Report on Quarterly and Annual Consolidated Financial Results of the Company Pursuant to the Regulation 33 of the SEBI (Listing Obligations and Disclosure Requirements) Regulations, 2015**

To  
**Board of Directors of  
Agarwal Industrial Corporation Limited,**

**Report on the audit of the Annual Consolidated Financial Results****Opinion**

We have audited the accompanying Statement of consolidated financial results of **Agarwal Industrial Corporation Limited**, (the Parent Company) and its subsidiaries (the parent and its subsidiaries together referred to as "the group") for the quarter and year ended March 31<sup>st</sup>, 2022, attached herewith, being submitted by the Parent pursuant to the requirements of Regulation 33 of the SEBI (Listing Obligations and Disclosure Requirements) Regulations, 2015, as amended ("Listing Regulations").

In our opinion and to the best of our information and according to the explanations given to us, and based on the consideration of the audit report of the other auditors on separate financial statements of subsidiaries referred to in Other Matter section below, the consolidated financial result for the year ended 31<sup>st</sup> March 2022:

(i) include the results of the following entities :

- a. Bituminex Cochin Private Limited – Wholly Owned Subsidiary**
- b. AICL Overseas FZ-LLC – Wholly Owned Subsidiary**
- c. Agarwal Translink Private Limited – Wholly Owned Subsidiary**

(ii) are presented in accordance with the requirements of Regulation 33 of the Listing Regulations in this regard; and

(iii) give a true and fair view in conformity with the recognition and measurement principles laid down in the applicable Indian Accounting Standards and other accounting principles generally accepted in India, of the consolidated net profit and consolidated total comprehensive income and other financial information of the group for the quarter and year ended March 31<sup>st</sup>, 2022.

**Basis for Opinion**

We conducted our audit in accordance with the Standards on Auditing (SAs) specified under Section 143(10) of the Companies Act, 2013 (the Act). Our responsibilities under those Standards are further described in the "Auditor's Responsibilities for the Audit of the Consolidated Financial Results" section of our report. We are independent of the group in accordance with the Code of Ethics issued by the Institute of Chartered Accountants of India (ICAI) together with the ethical requirements that are relevant to our audit of the consolidated financial results under the provisions of the Act and the Rules thereunder, and we have fulfilled our other ethical responsibilities in accordance with these requirements and the ICAI's Code of Ethics.





We believe that the audit evidence obtained by us and the audit evidence obtained by the other auditors in terms of their report referred to in "Other matters" paragraph below is sufficient and appropriate to provide a basis for our audit opinion.

### **Management's Responsibilities for the Consolidated Financial Results**

These Consolidated quarterly financial results have been prepared on the basis of the consolidated annual financial statements. The Parent Company's Board of Directors are responsible for the preparation of these consolidated financial results that give a true and fair view of the consolidated net profit and consolidated total comprehensive income and other financial information of the group and in accordance with the applicable Indian Accounting Standards prescribed under Section 133 of the Act, read with relevant rules issued thereunder and other accounting principles generally accepted in India and in compliance with Regulation 33 of the Listing Regulations.

The respective Board of Directors of the entities included in the group are responsible for maintenance of adequate accounting records in accordance with the provisions of the Act for safeguarding of the assets of the group and for preventing and detecting frauds and other irregularities; selection and application of appropriate accounting policies; making judgments and estimates that are reasonable and prudent; and design, implementation and maintenance of adequate internal financial controls, that were operating effectively for ensuring the accuracy and completeness of the accounting records, relevant to the preparation and presentation of the consolidated financial results that give a true and fair view and are free from material misstatement, whether due to fraud or error.

In preparing the consolidated financial results, the Board of Directors of the companies included in the group are responsible for assessing the respective entities ability to continue as a going concern, disclosing, as applicable, matters related to going concern and using the going concern basis of accounting unless the respective Board of Directors either intends to liquidate their respective entities or to cease operations, or has no realistic alternative but to do so.

The respective Board of Directors of the companies included in the group are also responsible for overseeing the financial reporting process of the Group.

### **Auditor's Responsibilities for the Audit of the Consolidated Financial Results**

Our objectives are to obtain reasonable assurance about whether the consolidated financial results as a whole are free from material misstatement, whether due to fraud or error, and to issue an auditor's report that includes our opinion. Reasonable assurance is a high level of assurance but is not a guarantee that an audit conducted in accordance with SAs will always detect a material misstatement when it exists. Misstatements can arise from fraud or error and are considered material if, individually or in the aggregate, they could reasonably be expected to influence the economic decisions of users taken on the basis of these consolidated financial results.

As part of an audit in accordance with SAs, we exercise professional judgment and maintain professional skepticism throughout the audit. We also:

- Identify and assess the risks of material misstatement of the consolidated financial results, whether due to fraud or error, design and perform audit procedures responsive to those risks, and obtain audit evidence that is sufficient and appropriate to provide a basis for our opinion. The risk of not detecting a material misstatement resulting from fraud is higher than for one resulting from





error, as fraud may involve collusion, forgery, intentional omissions, misrepresentations, or the override of internal control.

- Obtain an understanding of internal control relevant to the audit in order to design audit procedures that are appropriate in the circumstances. Under section 143(3)(i) of the Act, we are also responsible for expressing our opinion on whether the Company has adequate internal financial control system in place and the operating effectiveness of such controls.
- Evaluate the appropriateness of accounting policies used and the reasonableness of accounting estimates and related disclosures made by the Board of Directors.
- Conclude on the appropriateness of the respective Board of Directors' use of the going concern basis of accounting and, based on the audit evidence obtained, whether a material uncertainty exists related to events or conditions that may cast significant doubt on the respective entities ability to continue as a going concern. If we conclude that a material uncertainty exists, we are required to draw attention in our auditor's report to the related disclosures in the consolidated financial results or, if such disclosures are inadequate, to modify our opinion. Our conclusions are based on the audit evidence obtained up to the date of our auditor's report. However, future events or conditions may cause the group to cease to continue as a going concern.
- Evaluate the overall presentation, structure and content of the consolidated financial results, including the disclosures, and whether the consolidated financial results represent the underlying transactions and events in a manner that achieves fair presentation.
- Perform procedure in accordance with the circular issued by SEBI under Regulation 33(8) of the Listing Regulation to the extent applicable.
- Obtain sufficient appropriate audit evidence regarding the financial results/information of the entities within the Group to express an opinion on the consolidated financial results. We are responsible for the direction, supervision and performance of the audit of the financial statements of such entities included in the consolidated financial results of which we are independent auditors. For the other entities included in the consolidated financial results, which have been audited by other auditors, such other auditors remain responsible for the direction, supervision and performance of the audits carried out by them. We remain solely responsible for our audit opinion

Materiality is the magnitude of misstatements in the consolidated financial results that individually or in aggregate makes it probable that the economic decisions of a reasonably knowledgeable user of the consolidated financial result may be influenced. We consider quantitative materiality and qualitative factors in (i) planning the scope of our audit work and in evaluating the results of our work and (ii) to evaluate the effect of any identified misstatements in the consolidated financial results.

We communicate with those charged with governance of the Parent Company of which we are the independent auditors regarding, among other matters, the planned scope and timing of the audit and significant audit findings, including any significant deficiencies in internal control that we identify during our audit. We also provide those charged with governance with a statement that we have complied with relevant ethical requirements regarding independence, and to communicate with them all relationships



and other matters that may reasonably be thought to bear on our independence, and where applicable, related safeguards.

We also performed procedure in accordance with the circular issued by SEBI under Regulation 33(8) of the Listing Regulation, to the extent applicable.

**Other Matters:**

- We did not audit the financial statements of Bituminex Cochin Private Limited and AICL Overseas FZ-LLC, subsidiaries respectively included in the consolidated financial results, whose financial statements reflect total assets of Rs. 16,888.99 lakhs as at 31<sup>st</sup> March, 2022 and total revenues of Rs. 13,207.58 lakhs, total net profit after tax of Rs. 2,437.92 lakhs, total comprehensive income of Rs. 2,574.49 lakhs and net cash outflow of Rs. 2,232.55 lakhs for the year ended 31<sup>st</sup> March 2022 as considered in the consolidated financial statement. These financial statements have been audited by the other auditors whose reports have been furnished to us by the Management and our opinion and conclusion on the Statement, in so far as it relates to the amounts and disclosures included in respect of these subsidiaries, is based solely on the reports of the other auditors and the procedure performed by us as stated in Auditor's Responsibilities section above.

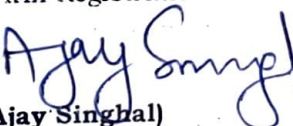
Our opinion on the Statement is not modified in respect of the above matter with respect to our reliance on the work done and the reports of the other auditors.

- The consolidated financial results include the results for the quarter ended 31<sup>st</sup> March, 2022 being the balancing figure between audited figures in respect of full financial year and the published unaudited year to date figures up to the third quarter of the current financial year which were subject to limited review by us. Our opinion on the Statement is not modified in respect of this above matter.

**For Ladha Singhal & Associates**

Chartered Accountants

(Firm Registration No. 120241W)

  
(Ajay Singhal)

Partner

Membership No. 104451

UDIN:

Place: Mumbai

Date: 18<sup>th</sup> May, 2022

