



नेशनल फर्टिलाइजर्स लिमिटेड

(भारत सरकार का उपक्रम)

कॉरपोरेट कार्यालय : ए-11, सेक्टर-24, नोएडा - 201301

जिला गौतम बुद्ध नगर (उ.प्र.),

दूरभाष : 0120 2012294, 2412445, फ़ैक्स : 0120-2412397



NATIONAL FERTILIZERS LIMITED

(A Govt. Of India Undertaking)

Corporate Office : A-11, Sector-24, Noida-201301,

Distt. Gautam Budh Nagar (U.P.)

Ph.: 0120-2412294, 2412445, Fax : 0120-2412397

Ref No. NFL/SEC/SE/111

Dated: 12.02.2021

Manager (Listing), National Stock Exchange Limited, Registered Office (Exchange Plaza), C-1, Block-G, Bandra Kurla Complex, Bandra (E), Mumbai-400051.	General Manager, Department of Corporate Services, BSE Limited, Floor 25th, Phiroze Jeejeebhoy Towers, Dalal Street, Mumbai-400001.
NSE Symbol: NFL	BSE Scrip Code: 523630

Sub: Un-audited Financial Results (Standalone and Consolidated) for the quarter ended 31st December, 2020.

Dear Sir/Madam,

In continuation of our earlier communication dated 01.02.2021 and pursuant to Regulation 33(3) of the SEBI (Listing Obligations and Disclosure Requirements) Regulations, 2015, please find enclosed herewith at **Annexure-1**, a statement of Un-Audited Financial Results (Standalone and Consolidated) along with Limited Review Report for the quarter ended 31st December, 2020.

The above results have been taken on record by the Board of Directors in its Meeting held today, 12th February, 2021 at Noida.

The above is for your information and record please.

Thanking you,

Yours faithfully,
For National Fertilizers Limited

Ashok Jha
12/02/2021

(Ashok Jha)
Company Secretary

Encl: As above.

MEHRA GOEL & COMPANY
CHARTERED ACCOUNTANTS
 505, Chiranjiv Tower 43,
 Nehru Place, New Delhi-110019

ARUN K. AGARWAL & ASSOCIATES
CHARTERED ACCOUNTANTS
 105, FF, South Ex. Plaza – 1, 389, Masjid Moth,
 South Extn. Part-II, New Delhi-110049

INDEPENDENT AUDITOR'S REVIEW REPORT ON THE QUARTERLY AND YEAR TO DATE STANDALONE UNAUDITED FINANCIAL RESULTS OF THE COMPANY PURSUANT TO THE REGULATION 33 OF SEBI (LISTING OBLIGATIONS AND DISCLOSURE REQUIREMENTS) REGULATION 2015, AS AMENDED

To,
THE BOARD OF DIRECTORS,
NATIONAL FERTILIZERS LIMITED

1. We have reviewed the accompanying statement of Standalone Unaudited Financial Results of National Fertilizers Limited (the "Company") for the quarter ended 31st December, 2020 and year to date from 1st April, 2020 to 31st December, 2020 (the "Statement") attached herewith being submitted by the Company pursuant to the requirements of Regulation 33 of the Securities and Exchange Board of India (Listing Obligations and Disclosure Requirements) Regulations, 2015 as amended (the "Listing Regulations").
2. This Statement, which is the responsibility of the Company's Management and approved by the Company's Board of Directors, has been prepared in accordance with the recognition and measurement principles laid down in the Indian Accounting Standard 34 "Interim Financial Reporting" ("Ind AS 34"), prescribed under Section 133 of the Companies Act, 2013 as amended, read with relevant rules issued thereunder and other accounting principles generally accepted in India. Our responsibility is to express a conclusion on the Statement based on our review.
3. We conducted our review of the Statement in accordance with the Standard on Review Engagement (SRE) 2410, "Review of Interim Financial Information Performed by the Independent Auditor of the Entity" issued by Institute of Chartered Accountants of India. This standard requires that we plan and perform the review to obtain moderate assurance as to whether the Statement is free of material misstatement. A review of interim financial information consists of making inquiries, primarily of persons responsible for financial and accounting matters, and applying analytical and other review procedures. A review is substantially less in scope than an audit conducted in accordance with Standards on Auditing and consequently does not enable us to obtain assurance that we would become aware of all significant matters that might be identified in an audit. Accordingly, we do not express an audit opinion.
4. Based on our review conducted and procedures performed as stated in paragraph 3 above, nothing has come to our attention that causes us to believe that the accompanying Statement, prepared in accordance with the recognition and measurement principles laid down in the aforesaid Indian Accounting Standard and other accounting principles generally accepted in India, has not disclosed the information required to be disclosed in terms of Listing Regulations, including the manner in which it is to be disclosed, or that it contains any material misstatement.



5. Emphasis of Matter


We draw attention to Note No. 3 of accompanying Statement regarding recognizing of one-time final subsidy amounting to Rs. 167.55 crores towards reimbursement of conversion cost relating to previous five years (2013-2018) as "Other Operating Income" under the head "Revenue from Operations".

Our conclusion on the Statement is not modified in respect of the above matter.

6. Other Matter


The Statement for the quarter and nine months ended 31st December, 2019 and year ended 31st March, 2020 were reviewed by the Joint Auditors of the Company, one of which is the predecessor audit firm and have expressed an unmodified conclusion and opinion vide their respective reports dated 31st January, 2020 and 30th July, 2020. Our conclusion is not modified in respect of this matter.

For MEHRA GOEL & COMPANY
Chartered Accountants
Firm's Registration No.: 000517N


(Devinder Kumar Aggarwal)
Partner
Membership number: 087716
UDIN No. : 21087716AAAABC7101



For ARUN K. AGARWAL & ASSOCIATES
Chartered Accountants
Firm's Registration No.: 003917N


(Lokesh Garg)
Partner
Membership number: 413012
UDIN No. : 21413012AAAAAF1292



Place: Noida
Date: 12-02-2021

MEHRA GOEL & COMPANY
CHARTERED ACCOUNTANTS
505, Chiranjiv Tower 43,
Nehru Place, New Delhi-110019

ARUN K. AGARWAL & ASSOCIATES
CHARTERED ACCOUNTANTS
105, FF, South Ex. Plaza – 1, 389, Masjid Moth,
South Extn. Part-II, New Delhi-110049

INDEPENDENT AUDITOR'S REVIEW REPORT ON THE QUARTERLY AND YEAR TO DATE CONSOLIDATED UNAUDITED FINANCIAL RESULTS OF THE COMPANY PURSUANT TO THE REGULATION 33 OF SEBI (LISTING OBLIGATIONS AND DISCLOSURE REQUIREMENTS) REGULATION 2015, AS AMENDED

To,
THE BOARD OF DIRECTORS,
NATIONAL FERTILIZERS LIMITED

1. We have reviewed the accompanying statement of Consolidated Unaudited Financial Results of National Fertilizers Limited ("the company") and its share of the net loss after tax and total comprehensive loss of its joint ventures as listed in paragraph 4 for the quarter ended 31st December, 2020 and year to date from 1st April, 2020 to 31st December, 2020 ("the "Statement"), being submitted by the company pursuant to the requirement of Regulation 33 of the Securities and Exchange Board of India (Listing Obligations and Disclosure Requirements) Regulations, 2015 as amended (the "Listing Regulations").
2. This Statement, which is the responsibility of the Company's Management and approved by the Company's Board of Directors, has been prepared in accordance with the recognition and measurement principles laid down in Indian Accounting Standard 34 "Interim Financial Reporting" ("Ind AS 34"), prescribed under Section 133 of the Companies Act, 2013, read with relevant rules and other accounting principles generally accepted in India. Our responsibility is to express a conclusion on the Statement based on our review.
3. We conducted our review of the Statement in accordance with the Standard on Review Engagement (SRE) 2410, "Review of Interim Financial Information Performed by the Independent Auditor of the Entity" issued by Institute of Chartered Accountants of India. This standard requires that we plan and perform the review to obtain moderate assurance as to whether the Statement is free of material misstatement. A review of interim financial information consists of making inquiries, primarily of persons responsible for financial and accounting matters, and applying analytical and other review procedures. A review is substantially less in scope than an audit conducted in accordance with Standards on Auditing and consequently does not enable us to obtain assurance that we would become aware of all significant matters that might be identified in an audit. Accordingly, we do not express an audit opinion.

We also performed procedures in accordance with the circular issued by the Securities and Exchange Board of India under Regulation 33 (8) of the Listing Regulations, to the extent applicable.

4. The Statement includes the results of the following entities:

Sr. No.	Name of the Company	Joint Venture
1	Ramagundam Fertilizers & Chemicals Limited	Joint Venture Company
2	Urvarak Videsh Limited	Joint Venture Company



5. Based on our review conducted and procedures performed as stated in paragraph 3 above and based on the consideration of the review report of the other auditors referred to in paragraph 7 (a) below, nothing has come to our attention that causes us to believe that the accompanying Statement, prepared in accordance with the recognition and measurement principles laid down in the aforesaid Indian Accounting Standard and other accounting principles generally accepted in India, has not disclosed the information required to be disclosed in terms of the Listing Regulations, including the manner in which it is to be disclosed, or that it contains any material misstatement.

6. Emphasis of Matter

We draw attention to Note No. 3 of accompanying Statement regarding recognising of one-time final subsidy amounting to Rs. 167.55 crores for reimbursement towards conversion cost relating to previous 5 years (2013 to 2018) as "Other Operating Income" under the head "Revenue from Operations".


Our conclusion on the Statement is not modified in respect of the above matter.

7. Other Matter

- a. The consolidated unaudited financial results include the company's share of net loss after tax of Rs. 224 lakhs and Rs. 606 lakhs and total comprehensive loss of Rs. 224 lakhs and Rs. 606 lakhs for the quarter ended 31st December 2020 and year to date from 1st April, 2020 to 31st December 2020 respectively, in respect of two joint ventures, whose interim financial results have not been reviewed by us. These interim financial results have been reviewed by other auditors whose reports have been furnished to us by the Management and our conclusion on the Statement, in so far as it relates to the amounts and disclosures included in respect of these joint ventures, is based solely on the reports of the other auditors and the procedures performed by us as stated in paragraph 3 above.
- b. The Statement for the quarter and nine months ended 31st December, 2019 and year ended 31st March, 2020 were reviewed by the Joint Auditors of the Company, one of which is the predecessor audit firm, who have expressed an unmodified conclusion and opinion vide their respective reports dated 31st January, 2020 and 30th July, 2020.

Our conclusion is not modified in respect of these matters.

For MEHRA GOEL & COMPANY
Chartered Accountants
Firm's Registration No.: 000517N


(Devinder Kumar Aggarwal)
Partner
Membership number: 087716
UDIN No. : 21087716AAAABD3392



For ARUN K. AGARWAL & ASSOCIATES
Chartered Accountants
Firm's Registration No.: 003917N


(Lokesh Garg)
Partner
Membership number: 413012
UDIN No. : 21413012AAAAG5368



Place: Noida
Date: 12-02-2021

NATIONAL FERTILIZERS LIMITED
(A Government of India Undertaking)
CIN-L74899DL1974GOI007417
Regd. Office: SCOPE Complex, Core-III, 7-Institutional Area,
Lodhi Road, New Delhi - 110 003
www.nationalfertilizers.com

STATEMENT OF UNAUDITED FINANCIAL RESULTS (STANDALONE AND CONSOLIDATED) FOR THE QUARTER AND NINE-MONTHS ENDED 31ST DECEMBER, 2020

PART I		STANDALONE									CONSOLIDATED			(₹ in Lakhs)
S.No.	Particulars	Quarter ended			Nine months ended		Year ended	Quarter ended			Nine months ended		Year ended	
		31-12-2020	30-09-2020	31-12-2019	31-12-2020	31-12-2019	31-03-2020	31-12-2020	30-09-2020	31-12-2019	31-12-2020	31-12-2019	31-03-2020	
		(Unaudited)	(Unaudited)	(Unaudited)	(Unaudited)	(Unaudited)	(Audited)	(Unaudited)	(Unaudited)	(Unaudited)	(Unaudited)	(Unaudited)	(Audited)	
I	Revenue from Operations	293869	317395	378917	894449	1012093	1313536	293869	317395	378917	894449	1012093	1313536	
II	Other Income	519	847	739	1971	3757	5650	519	847	739	1971	3757	5650	
III	Total Income (I+II)	294388	318242	379656	896420	1015850	1319186	294388	318242	379656	896420	1015850	1319186	
IV	EXPENSES													
	(a) Cost of materials consumed	99854	79776	113663	262284	336119	457713	99854	79776	113663	262284	336119	457713	
	(b) Purchase of Stock-in-Trade	49018	89145	46432	182336	215099	226302	49018	89145	46432	182336	215099	226302	
	(c) Changes in inventories of finished goods, Stock-in-Trade and work-in-progress	8288	16093	60154	45634	27088	41310	8288	16093	60154	45634	27088	41310	
	(d) Employee benefits expense	14711	14838	14625	45245	45485	59932	14711	14838	14625	45245	45485	59932	
	(e) Power & Fuel	64923	57820	78702	185568	227644	310544	64923	57820	78702	185568	227644	310544	
	(f) Finance costs	5852	7809	9369	23789	31263	40547	5852	7809	9369	23789	31263	40547	
	(f) Depreciation and amortisation expense	7936	7825	7641	23464	24661	37443	7936	7825	7641	23464	24661	37443	
	(g) Other expenses	36031	33184	34628	93423	101381	131781	36031	33184	34628	93423	101381	131781	
	Total expenses (IV)	286613	306490	365214	861743	1008740	1305572	286613	306490	365214	861743	1008740	1305572	
V	Profit/ (Loss) from operations before share of profit/ (loss) of Joint Venture, exceptional items and tax (III-IV)	7775	11752	14442	34677	7110	13614	7775	11752	14442	34677	7110	13614	
VI	Share of profit / (loss) of joint venture as per equity method	-	-	-	-	-	-	(224)	(190)	(66)	(606)	(75)	(1,005)	
VII	Profit/ (Loss) from operations before exceptional items and tax (V+VI)	7775	11752	14442	34677	7110	13614	7551	11562	14376	34071	7035	12609	
VIII	Exceptional items	-	-	-	-	-	38885	-	-	-	-	-	38885	
IX	Profit/ (Loss) before tax (VII-VIII)	7775	11752	14442	34677	7110	(25271)	7551	11562	14376	34071	7035	(26276)	



For Identification Purpose

PART I

(₹ in Lakhs)

S.No.	Particulars	STANDALONE						CONSOLIDATED					
		Quarter ended			Nine months ended		Year ended	Quarter ended			Nine months ended		Year ended
		31-12-2020	30-09-2020	31-12-2019	31-12-2020	31-12-2019	31-03-2020	31-12-2020	30-09-2020	31-12-2019	31-12-2020	31-12-2019	31-03-2020
		(Unaudited)	(Unaudited)	(Unaudited)	(Unaudited)	(Unaudited)	(Audited)	(Unaudited)	(Unaudited)	(Unaudited)	(Unaudited)	(Unaudited)	(Audited)
X	Tax expenses												
	(1) Current tax	2631	2714	2829	5369	2887	851	2631	2714	2829	5369	2887	851
	(2) Deferred tax	(369)	307	910	4053	(2594)	(8905)	(369)	307	910	4053	(2594)	(8905)
	(3) Short / (Excess) Tax for earlier years	-	-	(74)	(12)	(17)	(116)	-	-	(74)	(12)	(17)	(116)
XI	Profit/ (Loss) for the period (IX-X)	5513	8731	10777	25267	6834	(17101)	5289	8541	10711	24661	6759	(18106)
XII	Other Comprehensive Income												
	A (i) Items that will not be reclassified to profit or loss	(95)	(93)	(116)	(281)	(347)	(3381)	(95)	(93)	(116)	(281)	(347)	(3381)
	(ii) Income tax relating to items that will not be reclassified to profit or loss	24	23	29	71	87	851	24	23	29	71	87	851
	B (i) Items that will be reclassified to profit or loss	-	-	-	-	-	-	-	-	-	-	-	-
	(ii) Income tax relating to items that will be reclassified to profit or loss	-	-	-	-	-	-	-	-	-	-	-	-
XIII	Total Comprehensive Income for the period (XI+XII) (Comprising Profit/ (loss) and Other Comprehensive Income for the period)	5442	8661	10690	25057	6574	(19631)	5218	8471	10624	24451	6499	(20636)
XIV	Paid-up equity share capital (Face value of each share - ₹ 10)	49058	49058	49058	49058	49058	49058	49058	49058	49058	49058	49058	49058
XV	Reserves excluding Revaluation Reserves						143036						141166
XVI	Earning Per equity share (of ₹ 10 each) *												
	(a) Basic	1.12	1.78	2.20	5.15	1.39	(3.49)	1.08	1.74	2.18	5.03	1.38	(3.69)
	(b) Diluted	1.12	1.78	2.20	5.15	1.39	(3.49)	1.08	1.74	2.18	5.03	1.38	(3.69)
XVII	Long Term Debt : Equity Ratio						0.40 : 1						0.40 : 1
XVIII	Debt Service Coverage Ratio (Times)						0.53						0.53
XIX	Interest Service Coverage Ratio (Times)						0.61						0.61
	* Not annualised in case of quarterly / nine-months figures												



For Identification Purpose

NATIONAL FERTILIZERS LIMITED

STATEMENT OF UNAUDITED FINANCIAL RESULTS (STANDALONE AND CONSOLIDATED) FOR THE QUARTER AND NINE-MONTHS ENDED 31ST DECEMBER, 2020

Notes : -	
1	The above unaudited financial results were reviewed by the Audit Committee and approved by the Board of Directors at their respective meetings held on 12 th February, 2021. The limited review of the above financial results for the quarter and nine months ended 31 st December 2020 has been carried out by the Statutory Auditors of the company as required under regulation 33 of SEBI (Listing Obligations and Disclosure Requirements) Regulations 2015.
2	The financial results have been prepared in accordance with Indian Accounting Standards (Ind AS) prescribed under section 133 of the Companies Act, 2013 read with relevant rules thereunder and in terms of regulation 33 of SEBI (Listing Obligations and Disclosure Requirements) Regulations 2015.
3	Pursuant to Department of Fertilizers notification dated 14.08.2020 for finalisation of reimbursement of conversion cost of Ammonia Feedstock Changeover Projects (AFCP) relating to Nangal, Panipat and Bathinda Units, the revenue from operations during the current nine months includes reimbursement of one time final conversion cost of ₹ 167.55 crore relating to previous 5 years (2013-2018).
4	Exceptional item for the year ended 31st March,2020 relates to minimum fixed cost subsidy of ₹ 388.85 crore which was accrued during the period 02-04-2014 to 31-03-2019 and consequent to deletion of provision of minimum fixed cost retrospectively w.e.f. 02-04-2014 vide Department of Fertilizer Policy letter dated 30-03-2020 under Modified New Pricing Scheme-III dated 02-04-2014, the said subsidy of ₹ 388.85 crore was reversed during quarter ended 31-03-2020.
5	COVID-19 Impact Analysis:
a)	During the quarter and nine months ended 31st Dec 2020, the Company's production, dispatches, sales and market collections largely remained unaffected. The Company has been able to operate all its five plants at normal levels.
b)	Delay in execution of Energy Saving Schemes at all units and commissioning of Joint Venture Project (RFCL) due to stoppage of project activities at site because of shortage of labour and delay in the visit of foreign experts for commissioning of these projects due to travel restrictions arising from COVID-19. It has led to time & cost overrun impacting the financial performance of the Company.
c)	As per current assessment, no significant impact on carrying amount of inventories, tangible assets, intangible assets, trade receivables, investment and other financial assets is expected and Company continues to monitor the change in future economic conditions. The Management does not perceive any risk in the ability to continue as a going concern and meeting its liabilities as and when they fall due. However, the actual impact of COVID-19 on the Company's financial statements may differ from the current assessment.



For Identification Purpose



NATIONAL FERTILIZERS LIMITED

STATEMENT OF UNAUDITED FINANCIAL RESULTS (STANDALONE AND CONSOLIDATED) FOR THE QUARTER AND NINE-MONTHS ENDED 31ST DECEMBER, 2020


Notes :-						
6	Pursuant to Regulation 52 (4) of the Securities and Exchange Board of India (Listing Obligations and Disclosure Requirements) Regulations 2015 in respect of Commercial Papers are as follows:					
	Particulars	Details				
	i) Credit Rating and change in credit rating (if any)	The company has short term credit rating of "ICRA A1+" and "IND A1+" by ICRA and India Rating & Research Pvt Ltd respectively, for its Commercial Papers at the time of issue.				
	ii) Long Term Debt : Equity ratio	0.33				
	iii) Due date and actual date of repayment of principal	Sr.	ISIN Code	Amount (₹ crore)	Due date of repayment	
					Actual date of repayment	
		1	INE870D14DK8	450	19.11.2020	
		2	INE870D14DJ0	850	29.12.2020	
		3	INE870D14DL6	1800	29.01.2021	
		4	INE870D14DL6	975	29.01.2021	
		5	INE870D14DL6	400	29.01.2021	
		6	INE870D14DL6	900	29.01.2021	
		7	INE870D14DM4	575	17.02.2021	
		8	INE870D14DN2	350	02.03.2021	
		9	INE870D14DN2	175	02.03.2021	
		10	INE870D14DO0	625	09.03.2021	
		11	INE870D14DP7	450	30.03.2021	
	Company has repaid Commercial Papers on their due dates. The Commercial papers of the Company outstanding as on 31.12.2020 are ₹ 6250 crore.					
	iv) Debt service coverage ratio				(Times)	1.75
	v) Interest service coverage ratio				(Times)	2.84
	vi) Net worth				₹ crore	2171.51
	vii) Net Profit After tax				₹ crore	252.67
	viii) Earning per share (of ₹ 10 each)				₹	5.15



For Identification Purpose

NATIONAL FERTILIZERS LIMITED

STATEMENT OF UNAUDITED FINANCIAL RESULTS (STANDALONE AND CONSOLIDATED) FOR THE QUARTER AND NINE-MONTHS ENDED 31ST DECEMBER, 2020

Notes :-	
7	Previous periods / years figures have been re-grouped /re-arranged wherever necessary to correspond to current period.
8	Ratios have been computed as follows :
	(i) Long term Debt Equity Ratio = Long Term Borrowings (including current maturities of Long Term Borrowings) / Shareholders' Funds
	(ii) Debt Service coverage Ratio = Profit before finance cost, depreciation (excluding amortisation of Deferred Government Grant), exceptional items and tax/ (Finance cost (paid basis) + Long term loan repayments)
	(iii) Interest Service Coverage Ratio = Profit before finance cost, depreciation (excluding amortisation of Deferred Government Grant), exceptional items and tax/ Finance cost
<p>Place : Noida Dated: February 12, 2021</p> <p style="text-align: right;">For and on behalf of Board of Directors  (Virendra Nath Datt) Chairman and Managing Director DIN : 07823778</p>	



For Identification Purpose

NATIONAL FERTILIZERS LIMITED

Annexure V (contd.)

UNAUDITED SEGMENT-WISE REVENUE, RESULTS, SEGMENT ASSETS AND SEGMENT LIABILITIES (STANDALONE AND CONSOLIDATED) FOR THE QUARTER AND NINE-MONTH ENDED 31ST DECEMBER, 2020

(₹ in Lakhs)

Sr.	Particulars	STANDALONE						CONSOLIDATED					
		Quarter ended			Nine months ended		Year ended	Quarter ended			Nine months ended		Year ended
		31-12-2020	30-09-2020	31-12-2019	31-12-2020	31-12-2019	31-03-2020	31-12-2020	30-09-2020	31-12-2019	31-12-2020	31-12-2019	31-03-2020
		(Unaudited)	(Unaudited)	(Unaudited)	(Unaudited)	(Unaudited)	(Audited)	(Unaudited)	(Unaudited)	(Unaudited)	(Unaudited)	(Unaudited)	(Audited)
1.	Segment Revenue												
1.1	Own Fertilizers (Urea, Bentonite Sulphur and Bio-Fertilizers)	194241	201280	242597	614955	685040	911169	194241	201280	242597	614955	685040	911169
1.2	Fertilizer Trading	85991	110994	128305	257536	308598	376389	85991	110994	128305	257536	308598	376389
1.3	Other Products and services	15028	5826	9528	24567	23107	31651	15028	5826	9528	24567	23107	31651
1.4	Eliminations	1391	705	1513	2609	4652	5673	1391	705	1513	2609	4652	5673
	Total Segment Revenue (1.1+1.2+1.3-1.4)	293869	317395	378917	894449	1012093	1313536	293869	317395	378917	894449	1012093	1313536
2.	Segment Results												
2.1	Own Fertilizers (Urea, Bentonite Sulphur and Bio-Fertilizers)	5330	8536	11489	32539	18963	28853	5330	8536	11489	32539	18963	28853
2.2	Fertilizer Trading	5843	11399	13335	24736	20713	24851	5843	11399	13335	24736	20713	24851
2.3	Other Products and services	3906	1016	342	5348	1872	5330	3906	1016	342	5348	1872	5330
2.4	Total Segment Results (2.1+2.2+2.3)	15079	20951	25166	62623	41548	59034	15079	20951	25166	62623	41548	59034
2.5	Finance expenses	5852	7809	9369	23789	31263	40547	5852	7809	9369	23789	31263	40547
2.6	Unallocable Expenses (Net of unallocable income)	1452	1390	1355	4157	3175	4873	1676	1580	1421	4763	3250	5878
2.7	Exceptional item	-	-	-	-	-	38885	-	-	-	-	-	38885
2.8	Profit / (Loss) Before Tax (2.4 - 2.5 - 2.6 - 2.7)	7775	11752	14442	34677	7110	(25271)	7551	11562	14376	34071	7035	(26276)
3.	Segment Assets												
3.1	Own Fertilizers (Urea, Bentonite Sulphur and Bio-Fertilizers)	1017388	990491	964805	1017388	964805	1110383	1017388	990491	964805	1017388	964805	1110383
3.2	Fertilizer Trading	161534	96031	238441	161534	238441	203421	161534	96031	238441	161534	238441	203421
3.3	Other Products and services	16604	16235	15896	16604	15896	12754	16604	16235	15896	16604	15896	12754
3.4	Un-allocable	155658	157626	125205	155658	125205	131650	153182	155374	124265	153182	124265	129780
3.5	Total segment assets (sub-total 3)	1351184	1260383	1344347	1351184	1344347	1458208	1348708	1258131	1343407	1348708	1343407	1456338
4.	Segment Liabilities												
4.1	Own Fertilizers (Urea, Bentonite Sulphur and Bio-Fertilizers)	378232	370694	424391	378232	424391	422576	378232	370694	424391	378232	424391	422576
4.2	Fertilizer Trading	19441	42482	13657	19441	13657	9711	19441	42482	13657	19441	13657	9711
4.3	Other Products and services	4774	4083	4068	4774	4068	3933	4774	4083	4068	4774	4068	3933
4.4	Un-allocable	731586	631415	678315	731586	678315	829894	731586	631415	678315	731586	678315	829894
4.5	Total segment liabilities (sub-total 4)	1134033	1048674	1120431	1134033	1120431	1266114	1134033	1048674	1120431	1134033	1120431	1266114

In accordance with Indian Accounting Standard (Ind AS) 108, Company has classified its segments as (i) Own Fertilizers (Urea, Bio-fertilizer and Bentonite Sulphur) (ii) Fertilizer Trading (Indigenous and Imported) and (iii) Other Products and services (Industrial Products, Agro Chemicals, Traded Seeds, Seeds under seed multiplication programme etc.).

For and on behalf of Board of Directors

(Virendra Nath Datt)
Chairman and Managing Director
DIN : 07823778

Place : Noida
Dated: February 12, 2021



For Identification Purpose

NATIONAL FERTILIZERS LIMITED
CIN-L74899DL1974GOI007417
(A Government of India Undertaking)
Regd. Office: SCOPE Complex, Core-III, 7-Institutional Area,
Lodhi Road, New Delhi - 110 003
www.nationalfertilizers.com

EXTRACT FROM THE UNAUDITED FINANCIAL RESULTS (STANDALONE AND CONSOLIDATED) FOR THE QUARTER AND NINE-MONTHS ENDED 31ST DECEMBER 2020

(₹ in Lakhs)

S No	Particulars	STANDALONE						CONSOLIDATED						
		Quarter ended			Nine months ended			Quarter ended			Nine months ended			Year ended
		31-12-2020	30-09-2020	31-12-2019	31-12-2020	31-12-2019	31-03-2020	31-12-2020	30-09-2020	31-12-2019	31-12-2020	31-12-2019	31-03-2020	
		(Unaudited)	(Unaudited)	(Unaudited)	(Unaudited)	(Unaudited)	(Audited)	(Unaudited)	(Unaudited)	(Unaudited)	(Unaudited)	(Unaudited)	(Audited)	
1	Total Income from operations	294388	318242	379656	896420	1015850	1319186	294388	318242	379656	896420	1015850	1319186	
2	Net Profit/ (Loss) from operations before exceptional items and tax	7775	11752	14442	34677	7110	13614	7551	11562	14376	34071	7035	12609	
3	Net Profit/ (Loss) before tax after exceptional items	7775	11752	14442	34677	7110	(25271)	7551	11562	14376	34071	7035	(26276)	
4	Net Profit/ (Loss) for the period after tax	5513	8731	10777	25267	6834	(17101)	5289	8541	10711	24661	6759	(18106)	
5	Total Comprehensive Income for the period (Comprising Profit/ (Loss) and Other Comprehensive Income for the period	5442	8661	10690	25057	6574	(19631)	5218	8471	10624	24451	6499	(20636)	
6	Equity Share Capital	49058	49058	49058	49058	49058	49058	49058	49058	49058	49058	49058	49058	
7	Reserves (excluding Revaluation Reserve) as shown in the Audited Balance Sheet of the previous year						143036						141166	
8	Earning Per Share (of ₹ 10/- each) *													
	(a) Basic	1.12	1.78	2.20	5.15	1.39	(3.49)	1.08	1.74	2.18	5.03	1.38	(3.69)	
	(b) Diluted	1.12	1.78	2.20	5.15	1.39	(3.49)	1.08	1.74	2.18	5.03	1.38	(3.69)	

* Not annualised in case of quarterly / nine-months figures

Note:

The above is an extract of the detailed format of Quarterly/Yearly Financial Results filed with the Stock Exchanges under Regulation 33 of the SEBI (Listing and Other Disclosure Requirements) Regulations 2015. The full format of the Quarterly/Yearly Financial Results are available on the Stock Exchanges websites, www.nseindia.com and www.bseindia.com and website of the Company www.nationalfertilizers.com.

For and on behalf of Board of Directors


(Virendra Nath Datt)

Chairman & Managing Director
DIN : 07823778

Place : Noida

Dated: February 12, 2021