



KANCO TEA & INDUSTRIES LIMITED

Registered Office : "Jasmine Tower", 3rd Floor
31 Shakespeare Sarani, Kolkata - 700 017, India, Telefax : 2281-5217
E-mail : contact@kancotea.in, Website : www.kancotea.in
Corporate Identity Number (CIN)-L15491WB1983PLC035793

Ref: KTIL/Reg-33

14th November, 2019

To,
The Manager
Corporate Affairs Department
Bombay Stock Exchange Limited
Phiroze JeeJeebhoy Towers
Dalal Street
Mumbai-400001

Scrip Code/ID: 541005/KANCOTEA

Dear Sir,

Sub-Regulation 30, 33 and 47 of SEBI (LODR) Regulations 2015

This is to inform you that the Board of Directors of the Company at their meeting held today i.e 14th November, 2019 has considered and approved the following:

1. Unaudited standalone and consolidated financial results for the quarter and six months ended 30th September, 2019 along with Limited Review Reports.
2. The extract of the unaudited standalone and consolidated financial results for the quarter and six months ended 30th September, 2019, to be published in newspapers in the format prescribed in Circular CIR/CFD/CMD/15/2015 dated November 30, 2015.

The Board Meeting commenced at 4:30 P.M and concluded at 5:45 P.M.

Thanking you,
For **Kanco Tea & Industries Limited**

Charulata Kabra
Company Secretary and Compliance Officer
Membership No: F9417

Encl: a/a

NKSJ & ASSOCIATES

Chartered Accountants

Embassy Building, Flat No. 1B, 1st Floor,
4, Shakespeare Sarani, Kolkata – 700 001

Phones: 4005 1810
Email : nksjandassociates@gmail.com

INDEPENDENT AUDITOR'S REVIEW REPORT ON THE UNAUDITED FINANCIAL RESULTS OF KANCO TEA & INDUSTRIES LIMITED PURSUANT TO REGULATION 33 OF THE SEBI (LISTING OBLIGATIONS AND DISCLOSURE REQUIREMENTS) REGULATION, 2015 AS AMENDED

TO
THE BOARD OF DIRECTORS,
KANCO TEA & INDUSTRIES LIMITED

We have reviewed the accompanying statement of Unaudited Financial Results ("the Statement") of Kanco Tea & Industries Limited ("the Company") for the quarter ended on 30th September, 2019 and six months ended 30th September, 2019 attached herewith, being submitted by the Company pursuant to the requirement of Regulation 33 of the SEBI (Listing Obligation and Disclosure Requirements) Regulations, 2015, as amended (hereinafter referred as the "the Regulation") read with relevant circulars issued by the SEBI from time to time;

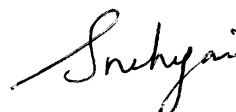
This Statement, which is the responsibility of the Company's Management and approved by the Board of Directors in their meeting held on 14th November, 2019, has been prepared in accordance with the recognition and measurement principles laid down in the Indian Accounting Standard 34 "Interim Financial Reporting" ("Ind AS 34"), prescribed under section 133, of the Companies Act, 2013 read with relevant rules issued thereunder, SEBI Circular CIR/CFD/FAC 62/2016 dated 5th July, 2016 (hereinafter referred to as SEBI Circular) and other accounting principles generally accepted in India. Our responsibility is to issue a report on these financial statements based on our review.

We conducted our review of the Statement in accordance with the Standard on Review Engagement (SRE) 2410, "Review of Interim Financial Information Performed by the Independent Auditor of the Entity", issued by the "Institute of Chartered Accountants of India". This standard requires that we plan and perform the review to obtain moderate assurance as to whether the financial statements are free of material misstatement. A review is limited primarily to inquiries of company personnel and analytical procedures applied to financial data and thus provides less assurance than an audit. We have not performed an audit and accordingly, we do not express an audit opinion.

Based on our review conducted as above, nothing has come to our attention that causes us to believe that the accompanying Statement prepared in accordance with the recognition and measurement principles laid down in the applicable Indian Accounting Standards (Ind AS) as specified under Section 133 of the Companies Act, 2013 as amended, read with the relevant rules issued there under and other recognised accounting practices and policies has not disclosed the information required to be disclosed in terms of Regulation, including the manner in which it is to be disclosed, or that it contains any material misstatement subject to the following :

Non provision of income tax for the quarter and six months ended 30th September, 2019 as per Indian Accounting Standard (Ind AS) 12 "Income Taxes", which has not been ascertained by the Company.

For NKSJ & Associates
Chartered Accountants
(Registration No. 329563E)
UDIN : 19234454AAAAAD4889



(CA Sneha Jain)
Partner
(Membership No. 234454)

Place: Kolkata
Dated the 14th day of November, 2019




Statement of Unaudited Standalone Financial Results for the Quarter and Six Months ended 30th September, 2019

Sl. No.	Particulars	(' in lakh)					
		Quarter Ended			Six Months Ended		Year Ended
		30.09.2019 (Unaudited)	30.06.2019 (Unaudited)	30.09.2018 (Unaudited)	30.09.2019 (Unaudited)	30.09.2018 (Unaudited)	31.03.2019 (Audited)
	Revenue :						
I	Revenue from Operation	2,241	1,348	2,262	3,589	3,639	5,400
II	Other Income	14	385	9	399	19	645
III	Total Revenue (I+II)	2,255	1,733	2,271	3,988	3,658	6,045
IV	Expenses :						
	a. Cost of Materials consumed	513	362	447	875	746	983
	b. Changes in inventories of finished goods, work-in-progress and Stock-in-trade	(354)	(200)	(246)	(554)	(419)	(71)
	c. Employee benefits expense	931	679	730	1,610	1,373	2,585
	d. Finance Costs	100	128	129	228	259	480
	e. Depreciation and amortisation expense	51	49	46	100	92	193
	f. Power & Fuel	205	112	185	317	285	547
	g. Consumption of Stores & Spares	95	124	102	219	255	433
	h. Selling & Distribution Expenses	46	14	37	60	52	125
	i. Other expenses	108	136	129	244	294	540
	Total Expenses	1,695	1,404	1,559	3,099	2,937	5,815
V	Profit/ (Loss) before exceptional items and Taxation (III-IV)	560	329	712	889	721	230
VI	Exceptional Items	-	-	-	-	-	-
VII	Profit/ (Loss) before tax (V-VI)	560	329	712	889	721	230
VIII	Tax Expense						
	Current Tax	-	-	-	-	-	-
	Income Tax for Earlier Year	-	-	-	-	-	(1)
	Deferred Tax	(8)	(91)	(62)	(99)	(62)	(44)
	Total Tax Expense	(8)	(91)	(62)	(99)	(62)	(45)
IX	Profit / (Loss) for the period (VII-VIII)	568	420	774	988	783	275
X	Other Comprehensive Income / (Loss) (net of tax)						
	Items that will not be re-classified subsequently to profit or loss	2	2	(5)	4	(12)	58
XI	Total Comprehensive Income/(Loss) for the period (X+XI)	570	422	769	992	771	333
XII	Paid-up Equity Share Capital (Face value per shares ` 10/-)	512.28	512.28	512.28	512.28	512.28	512.28
XIII	Other Equity (as per balance sheet of previous accounting year)						2,572.59
XIV	Earning per Share (*) (*not Annualised)						
	Basic & Diluted	11.09*	8.20*	15.11*	19.29*	15.28*	5.37

Standalone Un-Audited Statement of Assets & Liabilities as at 30th September, 2019

Sl. No.	Particulars	(' in lakh)	
		As at 30th September, 2019 (Un-Audited)	As at 31st March, 2019 (Audited)
A	ASSETS		
1	Non-Current Assets		
	(a) Property, Plant & Equipment	5129	5047
	(b) Capital work-in-progress	123	13
	(c) Other Intangible Assets	0	0
	(d) Investment in Subsidiary	96	96
	(e) Financial Assets		
	(i) Investments	1569	1569
	(ii) Trade Receivables	13	5
	(iii) Loans	1	172
	(iv) Other Financial Assets	140	124
	(f) Other Non-Current Assets	142	152
	(g) Non-Current Tax Asset (Net)	27	26
	Sub-Total- Non-Current Assets	7240	7204
2	Current Assets		
	(a) Inventories	904	391
	(b) Biological Assets other than bearer plant	44	18
	(c) Financial Assets		
	(i) Trade Receivables	756	109
	(ii) Cash and Cash Equivalents	221	31
	(iii) Bank Balances other than (ii) above	24	27
	(iii) Loans	68	467
	(iv) Other Financial Assets	94	149
	(d) Other Current Assets	390	355
	Sub-Total- Current Assets	2501	1547
	TOTAL ASSETS	9741	8751



KANCO TEA & INDUSTRIES LIMITED

Regd. Office : 'Jasmine Tower', 3rd Floor, 31, Shakespeare Sarani, Kolkata - 700017


Telefax : 22815217, E-Mail : contact@kancotea.in, Website : www.kancotea.in, CIN-L15491WB1983PLC035793

Standalone Un-Audited Statement of Assets & Liabilities as at 30th September, 2019

Sl. No.	Particulars	(` in lakh)	
		As at 30th September, 2019 (Un-Audited)	As at 31st March, 2019 (Audited)
B	EQUITY AND LIABILITIES		
1	Equity		
	(a) Equity Share Capital	512	512
	(b) Other Equity	3564	2573
		4076	3085
2	Liabilities		
	Non-Current Liabilities		
	(a) Financial Liabilities		
	(i) Borrowings	2663	2601
	(ii) Trade Payables	10	10
	(iii) Other Financial Liabilities	1	1
	(b) Provisions	202	162
	(c) Deferred Tax Liabilities (Net)	(32)	67
	(d) Other Non-current Liabilities	16	18
	Sub-total- Non-Current Liabilities	2860	2859
	Current Liabilities		
	(a) Financial Liabilities		
	(i) Borrowings	1448	1504
	(ii) Trade Payables	376	358
	(iii) Other Financial Liabilities	794	788
	(b) Provisions	137	140
	(c) Other Current Liabilities	50	17
	Sub-total- Current Liabilities	2805	2807
	TOTAL EQUITY AND LIABILITIES	9741	8751

Statement of Standalone Cash Flows for the period ended 30th September, 2019

Particulars	(` in lakh)	
	As at 30th September, 2019 (Un-Audited)	As at 30th September, 2018 (Un-Audited)
A CASH FLOW FROM OPERATING ACTIVITIES		
Net Profit / (Loss) Before Tax and after Exceptional items	889	721
Finance Cost	228	259
Depreciation (including amortization & impairment)	100	92
Changes in Fair Value of Biological Assets	(26)	(26)
Interest Received	(3)	-
Net (Gain) on sale of Investments	-	6
Mark to Market (gain) on Financial Instruments under FVTPL	-	10
Operating Profit/ (Loss) before Working Capital Changes	1,188	1,062
ADJUSTMENT FOR :		
Decrease in Trade Receivables	(654)	(778)
Decrease/(Increase) in Non-current & current financial assets	2	(4)
Decrease /(Increase) in Non-current & current assets	(56)	(69)
Decrease /(Increase) in Inventories & Biological Assets other than bearer plants	(514)	(379)
(Decrease)/ Increase in Trade Payables	17	3
(Decrease)/ Increase in Non-current & current financial liabilities	(55)	109
Increase /(Decrease) in Non-current & current liabilities	31	207
Increase /(Decrease) in Non-current & current provisions	40	25
Cash Generated from Operations	(1)	176
Income Tax (Paid)/ received (Net)	-	-
Net Cash Flow from Operating Activities	(1)	176
B CASH FLOW FROM INVESTING ACTIVITIES		
Purchase of Property, Plant and Equipment	(261)	(86)
Sale of Property, Plant and Equipment	-	2
Loan Given (Net)	570	(228)
Fixed Deposits & other bank balances	3	(13)
Sale of Investments	-	247
Interest Received	39	-
Net Cash flow from Investing Activities	351	(78)



KANCO TEA & INDUSTRIES LIMITED

Regd. Office : 'Jasmine Tower', 3rd Floor, 31, Shakespeare Sarani, Kolkata - 700017

Telefax : 22815217, E-Mail : contact@kancotea.in, Website : www.kancotea.in, CIN-L15491WB1983PLC035793

Statement of Standalone Cash Flows for the period ended 30th September, 2019

		(₹ in lakh)	
Particulars		As at 30th September, 2019 (Un-Audited)	As at 30th September, 2018 (Un-Audited)
C	CASH FLOW FROM FINANCING ACTIVITIES		
	Increase / (Decrease) in Short Term Borrowings from Banks	(56)	106
	Increase / (Decrease) in Long Term Borrowings	187	356
	Finance Cost	(291)	(271)
	Dividend Paid	-	(51)
	Dividend distribution tax paid	-	(11)
	Net Cash flow from Financing Activities	(160)	129
	Net Increase / (Decrease) in Cash and Cash Equivalents	190	227
	Cash and Cash Equivalents at the beginning of the year	31	19
	Cash and Cash Equivalents at the end of the year	221	246

Notes:

- The above financial results were reviewed by the Audit Committee and approved by the Board of Directors at their meeting held on 14th of November, 2019. The Statutory Auditors have carried out a "Limited Review" of the aforesaid results.
- The Company is primarily engaged in the business of cultivation, manufacture and sale of tea, which is seasonal in character, figures for the current period cannot be taken as indicative of likely result for the year ending 31st March, 2020.
- The Company has one reportable segment, which is tea. Accordingly, no disclosure under Ind AS-108 dealing with Segment Reporting has been made.
- The cost of materials consumed represents only green leaf purchased from third parties and change in inventory for own green leaves.
- The ultimate tax liability can be ascertained at the end of the year in view of the seasonal nature of tea business and therefore provision for Current Tax has not been made.
- The format for audited quarterly results as prescribed in SEBI's Circular CIR/CFD/CMD/15/2015 dated 30th November, 2015 has been modified to comply with requirements of SEBI's circular dated 5th July, 2016, Ind AS and Schedule III (Division II) to the Companies Act, 2013 which are applicable to Company that are required to comply with Ind AS.
- The above financial results have been prepared in accordance with Indian Accounting Standards (Ind AS)-34 "Interim Financial Reporting" as prescribed under section 133 of the Companies Act, 2013 read with rule 3 of the Companies (Indian Accounting Standards) Rules, 2015 and Companies (Indian Accounting Standards) Amendment Rules, 2016.
- The figures for the corresponding previous period have been restated/regrouped wherever necessary, to make them comparable.

By the order of the Board

U. Kanoria

U. Kanoria

Chairman & Director

DIN : 00081108

Kolkata, the 14th November, 2019



NKSJ & ASSOCIATES

Chartered Accountants

Embassy Building, Flat No. 1B, 1st Floor,
4, Shakespeare Sarani, Kolkata – 700 001

Phones: 4005 1810
Email : nksjandassociates@gmail.com

INDEPENDENT AUDITOR'S REVIEW REPORT ON THE UNAUDITED CONSOLIDATED FINANCIAL RESULTS OF KANCO TEA & INDUSTRIES LIMITED PURSUANT TO REGULATION 33 OF THE SEBI (LISTING OBLIGATIONS AND DISCLOSURE REQUIREMENTS) REGULATION, 2015 AS AMENDED

TO
THE BOARD OF DIRECTORS,
KANCO TEA & INDUSTRIES LIMITED

We have reviewed the accompanying statement of Unaudited Consolidated Financial Results ("the Statement") of Kanco Tea & Industries Limited ("the Company") for the quarter and six months ended 30th September, 2019 attached herewith, being submitted by the Company pursuant to the requirement of Regulation 33 of the SEBI (Listing Obligation and Disclosure Requirements) Regulations, 2015, as amended (hereinafter referred as the "the Regulation") read with relevant circulars issued by the SEBI from time to time;

This Statement, which is the responsibility of the Company's Management and approved by the Board of Directors in their meeting held on 14th November, 2019, has been prepared in accordance with the recognition and measurement principles laid down in the Indian Accounting Standard 34 "Interim Financial Reporting" ("Ind AS 34"), prescribed under section 133, of the Companies Act, 2013 read with relevant rules issued thereunder, SEBI Circular CIR/CFD/FAC 62/2016 dated 5th July, 2016 (hereinafter referred to as SEBI Circular) and other accounting principles generally accepted in India. Our responsibility is to issue a report on these financial statements based on our review.

We conducted our review of the Statement in accordance with the Standard on Review Engagement (SRE) 2410, "Review of Interim Financial Information Performed by the Independent Auditor of the Entity", issued by the "Institute of Chartered Accountants of India". This standard requires that we plan and perform the review to obtain moderate assurance as to whether the financial statements are free of material misstatement. A review is limited primarily to inquiries of company personnel and analytical procedures applied to financial data and thus provides less assurance than an audit. We have not performed an audit and accordingly, we do not express an audit opinion.

We did not review the financial statement of 1 (one) subsidiary included in the consolidated year to date results, whose financial statements reflect the total revenue of ` 38 lakhs for the quarter ended 30th September, 2019 and ` 75 lakhs for the six months ended 30th September, 2019. These financial statements and other financial information have been reviewed by other auditor whose report has been furnished to us by the Management, and our opinion is based solely on the report of the other auditor.



NKSJ & ASSOCIATES

Chartered Accountants

Embassy Building, Flat No. 1B, 1st Floor,
4, Shakespeare Sarani, Kolkata – 700 001

Phones: 4005 1810
Email : nksjandassociates@gmail.com

Based on our review conducted as above, nothing has come to our attention that causes us to believe that the accompanying Statement prepared in accordance with the recognition and measurement principles laid down in the applicable Indian Accounting Standards (Ind AS) as specified under Section 133 of the Companies Act, 2013 as amended, read with the relevant rules issued there under and other recognised accounting practices and policies has not disclosed the information required to be disclosed in terms of Regulation, including the manner in which it is to be disclosed, or that it contains any material misstatement subject to the following :

Non provision of income tax for the quarter and six months ended 30th September, 2019 as per Indian Accounting Standard (Ind AS) 12 "Income Taxes", which has not been ascertained by the Company.

For NKSJ & Associates
Chartered Accountants
(Registration No. 329563E)
UDIN : 19234454AAAAAAE8133



(CA Sneha Jain)
Partner
(Membership No. 234454)

Place: Kolkata
Dated the 14th day of November, 2019



KANCO TEA & INDUSTRIES LIMITED

Regd. Office : 'Jasmine Tower', 3rd Floor, 31, Shakespeare Sarani, Kolkata - 700017

Telefax : 22815217, E-Mail : contact@kancotea.in, Website : www.kancotea.in, CIN-L15491WB1983PLC035793

Statement of Unaudited Consolidated Financial Results for the Quarter and Six Months ended 30th September, 2019

Sl. No.	Particulars	Quarter Ended			Six Months Ended		Year Ended
		30.09.2019 (Unaudited)	30.06.2019 (Unaudited)	30.09.2018 (Unaudited)	30.09.2019 (Unaudited)	30.09.2018 (Unaudited)	31.03.2019 (Audited)
	Revenue :						
I	Revenue from Operation	2,241	1,348	2,262	3,589	3,639	5,400
II	Other Income	52	422	50	474	62	874
III	Total Revenue (I+II)	2,293	1,770	2,312	4,063	3,701	6,274
IV	Expenses :						
	a. Cost of Materials consumed	513	362	447	875	746	983
	b. Changes in inventories of finished goods, work-in-progress and Stock-in-trade	(354)	(200)	(246)	(554)	(419)	(71)
	c. Employee benefits expense	931	679	730	1,610	1,373	2,585
	d. Finance Costs	100	128	129	228	259	480
	e. Depreciation and amortisation expense	51	49	46	100	92	193
	f. Power & Fuel	205	112	185	317	285	547
	g. Consumption of Stores & Spares	95	124	102	219	255	433
	h. Selling & Distribution Expenses	46	14	37	60	52	125
	i. Other expenses	108	136	131	244	296	615
	Total Expenses	1,695	1,404	1,561	3,099	2,939	5,890
V	Profit/ (Loss) before exceptional items and Taxation (III-IV)	598	366	751	964	762	384
VI	Exceptional Items	-	-	-	-	-	-
VII	Profit/(Loss) before tax (V-VI)	598	366	751	964	762	384
VIII	Tax Expense						
	Current Tax	-	-	-	-	-	70
	Income Tax for Earlier Year	-	-	-	-	-	(1)
	Deferred Tax	(8)	(91)	(62)	(99)	(62)	(44)
	Total Tax Expense	(8)	(91)	(62)	(99)	(62)	25
IX	Profit / (Loss) for the period (VII-VIII)	606	457	813	1,063	824	359
X	Other Comprehensive Income / (Loss) (net of tax)						
	Items that will not be re-classified subsequently to profit or loss	2	2	(5)	4	(12)	58
XI	Total Comprehensive Income/(Loss) for the period (X+XI)	608	459	808	1,067	812	417
XII	Paid-up Equity Share Capital (Face value per shares ` 10/-)	512.28	512.28	512.28	512.28	512.28	512.28
XIII	Other Equity (as per balance sheet of previous accounting year)						
XIV	Earning per Share (`) (*not Annualised)						5348.15
	Basic & Diluted	11.83*	8.92*	15.87*	20.75*	16.08*	7.01

Consolidated Un-Audited Statement of Assets & Liabilities as at 30th September, 2019

Sl. No.	Particulars	As at 30th September, 2019	As at 31st March, 2019
A	ASSETS		
1	Non-Current Assets		
	(a) Property, Plant & Equipment	5129	5047
	(b) Capital work-in-progress	123	13
	(c) Other Intangible Assets	-	-
	(d) Financial Assets		
	(i) Investments	1589	1589
	(ii) Trade Receivables	13	5
	(iii) Loans	1	172
	(iv) Other Financial Assets	140	124
	(e) Other Non-Current Assets	142	152
	(f) Deferred Tax Asset(Net)	517	418
	(g) Non-Current Tax Asset (Net)	57	(97)
	Sub-Total- Non-Current Assets	7711	7423
2	Current Assets		
	(a) Inventories	904	391
	(b) Biological Assets other than bearer plant	44	18
	(c) Financial Assets		
	(i) Investments	447	285
	(ii) Trade Receivables	756	109
	(iii) Cash and Cash Equivalents	281	593
	(iv) Bank Balances other than (iii) above	24	27
	(v) Loans	1904	2073
	(vi) Other Financial Assets	94	186
	(d) Other Current Assets	459	355
	Sub-Total- Current Assets	4913	4037
	TOTAL ASSETS	12624	11460



KANCO TEA & INDUSTRIES LIMITED

Regd. Office : 'Jasmine Tower', 3rd Floor, 31, Shakespeare Sarani, Kolkata - 700017

Telefax : 22815217, E-Mail : contact@kancotea.in, Website : www.kancotea.in, CIN-L15491WB1983PLC035793

Consolidated Un-Audited Statement of Assets & Liabilities as at 30th September, 2019

Sl. No.	Particulars	(` in lakh)	
		As at 30th September, 2019	As at 31st March, 2019
B	EQUITY AND LIABILITIES		
1	Equity		
	(a) Equity Share Capital	512	512
	(b) Other Equity	6415	5348
2	Liabilities	6927	5860
	Non-Current Liabilities		
	(a) Financial Liabilities		
	(i) Borrowings		
	(ii) Trade Payables	2663	2601
	(iii) Other Financial Liabilities	10	11
	(b) Provisions	1	1
	(c) Other Non-current Liabilities	202	162
	Sub-total- Non-Current Liabilities	16	18
	Current Liabilities	2892	2793
	(a) Financial Liabilities		
	(i) Borrowings	1448	1504
	(ii) Trade Payables	376	358
	(iii) Other Financial Liabilities	794	788
	(b) Provisions	137	140
	(c) Other Current Liabilities	50	17
	Sub-total- Current Liabilities	2805	2807
	TOTAL EQUITY AND LIABILITIES	12624	11460

Statement of Consolidated Cash Flows for the period ended 30th September, 2019

Particulars	(` in lakh)	
	As at 30th September, 2019 (Un-Audited)	As at 30th September, 2018 (Un-Audited)
A CASH FLOW FROM OPERATING ACTIVITIES		
Net Profit / (Loss) Before Tax and after Exceptional items	964	762
Finance Cost	228	259
Depreciation (including amortization & impairment)	100	92
Changes in Fair Value of Biological Assets	(26)	(26)
Interest Received	(85)	(6)
Dividend Received	-	(18)
Loss / (Profit) on Property, Plant and Equipment sold/discarded (Net)	-	-
Net (Gain) on sale of Investments	-	-13
Mark to Market (gain) on Financial Instruments under FVTPL	6	10
Operating Profit/ (Loss) before Working Capital Changes	1,187	1,060
ADJUSTMENT FOR :		
Decrease in Trade Receivables	(654)	(778)
Decrease/(Increase) in Non-current & current financial assets	2	(9)
Decrease/(Increase) in Non-current & current assets	(125)	(69)
Decrease/(Increase) in Inventories & Biological Assets other than bearer plants	(513)	(379)
(Decrease)/ Increase in Trade Payables	17	3
(Decrease)/ Increase in Non-current & current financial liabilities	(55)	109
Increase/(Decrease) in Non-current & current liabilities	31	207
Increase/(Decrease) in Non-current & current provisions	40	25
Cash Generated from Operations	(70)	169
Income Tax (Paid)/ received (Net)	(154)	(65)
Net Cash Flow from Operating Activities	(224)	104
B CASH FLOW FROM INVESTING ACTIVITIES		
Purchase of Property, Plant and Equipment	(261)	(85)
Sale of Property, Plant and Equipment	-	2
Loan Given (Net)	340	(498)
Fixed Deposits & other bank balances	3	107
Sale of Investments	(168)	1,912
Interest Received	158	6.00
Dividend Received	-	18.00
Net Cash flow from Investing Activities	72	1,462



KANCO TEA & INDUSTRIES LIMITED

Regd. Office : 'Jasmine Tower', 3rd Floor, 31, Shakespeare Sarani, Kolkata - 700017

Telefax : 22815217, E-Mail : contact@kancotea.in, Website : www.kancotea.in, CIN-L15491WB1983PLC035793

Statement of Consolidated Cash Flows for the period ended 30th September, 2019

Particulars		(in lakh)	
		As at 30th September, 2019 (Un-Audited)	As at 30th September, 2018 (Un-Audited)
C	CASH FLOW FROM FINANCING ACTIVITIES		
	Increase / (Decrease) in Short Term Borrowings from Banks	(56)	106
	Increase / (Decrease) in Long Term Borrowings	187	356
	Finance Cost	(291)	(270)
	Dividend Paid	-	(51)
	Dividend distribution tax paid	-	(11)
	Net Cash flow from Financing Activities	(160)	130
	Net Increase / (Decrease) in Cash and Cash Equivalents	(312)	1,696
	Cash and Cash Equivalents at the beginning of the year	593	22
	Cash and Cash Equivalents at the end of the year	281	1,718

Notes:

- The above financial results were reviewed by the Audit Committee and approved by the Board of Directors at their meeting held on 14th of November, 2019. The Statutory Auditors have carried out a "Limited Review" of the aforesaid results.
- The Company is primarily engaged in the business of cultivation, manufacture and sale of tea, which is seasonal in character, figures for the current period cannot be taken as indicative of likely result for the year ending 31st March, 2020.
- The Company has one reportable segment, which is tea. Accordingly, no disclosure under Ind AS-108 dealing with Segment Reporting has been made.
- The cost of materials consumed represents only green leaf purchased from third parties and change in inventory for own green leaves.
- The ultimate tax liability can be ascertained at the end of the year in view of the seasonal nature of tea business and therefore provision for Current Tax has not been made.
- The format for audited quarterly results as prescribed in SEBI's Circular CIR/CFD/CMD/15/2015 dated 30th November, 2015 has been modified to comply with requirements of SEBI's circular dated 5th July, 2016, Ind AS and Schedule III (Division II) to the Companies Act, 2013 which are applicable to Company that are required to comply with Ind AS.
- The above financial results have been prepared in accordance with Indian Accounting Standards (Ind AS)-34 "Interim Financial Reporting" as prescribed under section 133 of the Companies Act, 2013 read with rule 3 of the Companies (Indian Accounting Standards) Rules, 2015 and Companies (Indian Accounting Standards) Amendment Rules, 2016.
- The figures for the corresponding previous period have been restated/regrouped wherever necessary, to make them comparable.

By the order of the Board

U. Kanoria

U. Kanoria

Chairman & Director

DIN : 00081108

Kolkata, the 14th November, 2019

