



INTEGRATED HITECH LTD.

No.150/115,116, Cisons Complex, III Floor, Montieth Road, Egmore, Chennai-600 008.
Phone: 044-42145221, E-mail: etds@easitax.com, easitax.ihl@gmail.com
Website: www.easitax.com, CIN: L72300TN1993PLC024583, GST.NO. 33AAACI6420R1ZE.

Date – 11-11-2022

To,
The Bombay Stock Exchange Ltd,
PhirozeJeejeebhoy Towers,
Dalal Street,
Mumbai – 400001.
Fax – 022-2722037, 039,041

Sub – Unaudited Financial Results (Standalone & Consolidated) for the Quarter Ended 30th September, 2022.

Ref: Regulation 33 of the Securities and Exchange Board of India (Listing Obligations and Disclosure Requirements) Regulations, 2015.

Scrip Code:- 532303

Dear Sir/Madam,

With the reference to above cited subject we are hereby informing that a Meeting of the Board of Directors' of the company was held today, the 11th November, 2022 at the registered office Cisons Complex, 150/116, 3rd Floor, Montieth Road, Egmore, Chennai, Tamil Nadu, 600008 at 5.00 PM and concluded at 6.30 PM to consider and take on record the Unaudited Financial Results of the company for the Quarter ended 30th September, 2022 along with other routine business.

Pursuant to Regulation 33 of SEBI (LODR) 2015, we enclose the following:

- a) Statement showing Unaudited Financial Results (Standalone & Consolidated) for the Quarter ended 30th September, 2022.
- b) Limited Review Report of Auditors on the Unaudited Financial Results (Standalone & Consolidated) for the Quarter ended 30th September, 2022.

This is for your information and record purpose

Thanking you,

Yours faithfully,
For Integrated Hitech Ltd.,

CS Deepak Kumar Saha,
Company Secretary & Compliance Officer.

Encl : As above



**LIMITED REVIEW REPORT ON UN-AUDITED STANDALONE FINANCIAL RESULTS
OF THE COMPANY**

UDIN: 22218962BCUJGQ8796

Review report to The Board of directors of "M/s. Integrated Hitech Limited"

Review report on the unaudited Standalone Financial Results

We have reviewed the accompanying statement of standalone unaudited financial results of **Integrated Hitech Limited** (the Company) for the Quarter ended 30.09.2022 pursuant to Regulation 33 of the SEBI (Listing Obligation and Disclosure Requirements) Regulation, 2015 read with SEBI circular No. CIR/CFD/FAC/62/2016 dated 5th July 2016.

This statement is the responsibility of the Company's Management and has been approved by the Board of Directors in their Meeting held on 11-11-2022 and has been prepared in accordance with the recognition and measurement principles laid down in IND AS 34 "Interim Financial reporting" read with relevant rules issued thereunder and other accounting principles generally accepted in India.

Our responsibility is to issue a report on these financial statements based on our review. We conducted our review of the Statement in accordance with the Standard on Review Engagements (SRE) 2410 "Review of Interim Financial Information Performed by the Independent Auditor of the Entity", issued by the Institute of Chartered Accountants of India. This standard requires that we plan and perform the review to obtain moderate assurance as to whether the financial statements are free of material misstatement.

A review is limited primarily to inquiries of company personnel and analytical procedures applied to financial data and thus provides less assurance than an audit.

We have not performed an audit and accordingly, we do not express an audit opinion. Based on our review conducted as above, nothing has come to the attention that causes us to believe that the accompanying statement of unaudited financial results prepared in accordance with applicable accounting standards and other recognized accounting practices



A. JOHN MORIS & CO.,
CHARTERED ACCOUNTANTS

and policies has not disclosed the information required to be disclosed in terms of Regulation 33 of the SEBI (Listing Obligations and Disclosure Requirements) Regulations, 2015 including the manner in which it is to be disclosed, or that it contains any material misstatement.

For A John Moris & Co.,
Chartered Accountants

FRN 007220 S

JOSEPH
SEBASTIN

Digitally signed
by JOSEPH
SEBASTIN
Date: 2022.11.11
11:54:28 +05'30'

(CA. J. Sebastin)

Partner

Place: Chennai

Date: 11-11-2022

M. No. 218962

UDIN: 22218962BCUJGQ8796



**LIMITED REVIEW REPORT ON UN-AUDITED CONSOLIDATED FINANCIAL
RESULTS OF THE COMPANY**

UDIN: 22218962BCWQZZ1959

Review report to The Board of directors of "M/s. Integrated Hitech Limited"

Review report on the unaudited Consolidated Financial Results

We have reviewed the accompanying statement of consolidated unaudited financial results of **Integrated Hitech Limited** (the Company) for the Quarter ended 30.09.2022 pursuant to Regulation 33 of the SEBI (Listing Obligation and Disclosure Requirements) Regulation, 2015 read with SEBI circular No. CIR/CFD/FAC/62/2016 dated 5th July 2016.

This statement is the responsibility of the Company's Management and has been approved by the Board of Directors in their Meeting held on 11-11-2022 and has been prepared in accordance with the recognition and measurement principles laid down in IND AS 34 "Interim Financial reporting" read with relevant rules issued thereunder and other accounting principles generally accepted in India.

Our responsibility is to issue a report on these financial statements based on our review. We conducted our review of the Statement in accordance with the Standard on Review Engagements (SRE) 2410 "Review of Interim Financial Information Performed by the Independent Auditor of the Entity", issued by the Institute of Chartered Accountants of India. This standard requires that we plan and perform the review to obtain moderate assurance as to whether the financial statements are free of material misstatement.

A review is limited primarily to inquiries of company personnel and analytical procedures applied to financial data and thus provides less assurance than an audit.

We have not performed an audit and accordingly, we do not express an audit opinion. Based on our review conducted as above, nothing has come to the attention that causes us to believe that the accompanying statement of unaudited financial results prepared in accordance with applicable accounting standards and other recognized accounting practices



A. JOHN MORIS & CO.,
CHARTERED ACCOUNTANTS

and policies has not disclosed the information required to be disclosed in terms of Regulation 33 of the SEBI (Listing Obligations and Disclosure Requirements) Regulations, 2015 including the manner in which it is to be disclosed, or that it contains any material misstatement.

For A John Moris & Co.,
Chartered Accountants
FRN 007220 S

JOSEPH
SEBASTIN
(CA. J. Sebastin)

Digitally signed
by JOSEPH
SEBASTIN
Date: 2022.11.11
20:32:49 +05'30'

Partner

Place: Chennai

Date: 11-11-2022

M. No.: 218962

UDIN: 22218962BCWQZZ1959



INTEGRATED HITECH LTD.

No.150/115,116, Cisons Complex, III Floor, Montieth Road, Egmore, Chennai-600 008.

Phone: 044-42145221, E-mail: etds@easitax.com, easitax.ihl@gmail.com

Website: www.easitax.com, CIN: L72300TN1993PLC024583, GST.NO. 33AAACI6420R1ZE.

Scrip Code -532303

Statement of Unaudited Standalone Financial Results for the Quarter ended 30th Sep ,2022

Particulars	Quarter Ended			6 months Ended		(Rs. in Lakhs)
	Current Quarter Ended on 30-09-2022	Preceeding Quarter Ended on 30-06-2022	Corresponding Quarter ended on 30-09-2021	Year to date figures for current period ended 30-09-2022	Year to date figures for previous period ended 30-09-2021	Year Ended
	Un-Audited	Un-Audited	Un-Audited	Un-Audited	Un-Audited	Audited
1. Revenue						
(a) Revenue from Operations	1.79	0.06	1.71	1.85	2.66	0.43
(b) Other Operating income	0.00	0.00	0.00	0.00	0.00	0.00
(c) Other Income	1.08	1.08	1.44	2.16	2.16	2.58
Total Revenue	2.87	1.14	3.15	4.01	4.82	3.01
2. Expenses						
(a) Cost of material consumed	0.00	0.00	0.00	0.00	0.00	0.00
(b) Purchase of stock-in-trade	0.00	0.00	0.00	0.00	0.00	0.00
(c) Changes in inventories of finished goods and work in progress and stock-in-trade	0.00	0.00	0.00	0.00	0.00	0.00
(d) Excise Duty / GST	0.00	0.00	0.00	0.00	0.00	0.00
(e) Employee benefit expense	2.86	1.87	1.93	4.73	4.68	2.36
(f) Finance costs	0.00	0.00	0.00	0.00	0.00	0.00
(g) Depreciation and amortisation expense	0.00	0.00	0.00	0.00	0.00	3.38
(h) Other expenses	2.58	0.94	1.41	3.52	2.85	1.98
Total expenses	5.44	2.81	3.34	8.25	7.53	7.72
3. Profit / (Loss) before Exceptional items (1-2)	-2.56	-1.67	-0.19	-4.23	-2.71	-4.71
4. Exceptional Items (Refer note 6)	0.00	0.00	0.00	0.00	0.00	0.00
5. Profit / (Loss) before tax (3+4)	-2.56	-1.67	-0.19	-4.23	-2.71	-4.71
6. Tax expense						
Current Tax (Net of Mat Credit)	0.00	0.00	0.00	0.00	0.00	0.00
Deferred Tax	0.00	0.00	0.00	0.00	0.00	0.00
Total Tax Expenses	0.00	0.00	0.00	0.00	0.00	0.00
7. Profit / (Loss) for the period (5+6)	-2.56	-1.67	-0.19	-4.23	-2.71	-4.71
8. Other Comprehensive Income (Net of Tax Expenses)	0.00	0.00	0.00	0.00	0.00	0.00
9. Total Comprehensive Income for the period (7+8) (Comprising profit / (loss) and other comprehensive income for the period)	-2.56	-1.67	-0.19	-4.23	-2.71	-4.71
10. Details of equity share capital						
Paid- up equity share capital (Face Value of Rs.10 /- per share)	1000.46	1000.46	1000.46	1000.46	1000.46	1000.46
11. Reserve excluding Revaluation Reserves as per balance sheet of previous accounting year	43.60	46.16	56.37	43.60	56.37	47.83
12. Earnings per share (EPS) (of Rs.10/- each) (Amount in Rs.)						
(a) Basic	0.00	0.00	0.00	0.00	0.00	-0.10
(b) Diluted	0.00	0.00	0.00	0.00	0.00	-0.10





INTEGRATED HITECH LTD.

No.150/115,116, Cisons Complex, III Floor, Montieth Road, Egmore, Chennai-600 008.
Phone: 044-42145221, E-mail: etds@easitax.com, easitax.ihl@gmail.com
Website: www.easitax.com, CIN: L72300TN1993PLC024583, GST.NO. 33AAAC16420R1ZE.

Scrip Code -532303

Statement of Unaudited Consolidated Financial Results for the Quarter ended 30th Sep ,2022

(Rs. in Lakhs)

Particulars	Quarter Ended			6 months Ended		Year Ended
	Current Quarter Ended on 30-09-2022	Preceeding Quarter Ended on 30-06-2022	Corresponding Quarter ended on 30-09-2021	Year to date figures for current period ended 30-09-2022	Year to date figures for previous period ended 30-09-2021	Previous year ended 31-03-2022
	Un-Audited	Un-Audited	Un-Audited	Un-Audited	Un-Audited	Audited
1.Revenue						
(a)Revenue from Operations	1.79	0.06	1.71	1.85	2.66	0.43
(b) Other Operating income	0.00	0.00	0.00	0.00	0.00	0.00
(c)Other Income	1.08	1.08	1.44	2.16	2.16	2.58
Total Revenue	2.87	1.14	3.15	4.01	4.82	3.01
2.Expenses						
(a)Cost of material consumed	0.00	0.00	0.00	0.00	0.00	0.00
(b) Purchase of stock-in-trade	0.00	0.00	0.00	0.00	0.00	0.00
(c)Changes in inventories of finished goods and work in progress and stock-in-trade	0.00	0.00	0.00	0.00	0.00	0.00
(d) Excise Duty / GST	0.00	0.00	0.00	0.00	0.00	0.00
(e) Employee benefit expense	2.86	1.87	1.93	4.73	4.68	2.36
(f) Finance costs	0.00	0.00	0.00	0.00	0.00	0.00
(g) Depreciation and amortisation expense	0.00	0.00	0.00	0.00	0.00	3.38
(h) Other expenses	2.58	0.94	1.41	3.52	2.85	1.98
Total expenses	5.44	2.81	3.34	8.25	7.53	7.72
3. Profit / (Loss) before Exceptional items (1-2)	-2.56	-1.67	-0.19	-4.23	-2.71	-4.71
4. Exceptional Items (Refer note 6)	0.00	0.00	0.00	0.00	0.00	0.00
5. Profit / (Loss) before tax (3+4)	-2.56	-1.67	-0.19	-4.23	-2.71	-4.71
6. Tax expense						
Current Tax (Net of Mat Credit)	0.00	0.00	0.00	0.00	0.00	0.00
Deferred Tax	0.00	0.00	0.00	0.00	0.00	0.00
Total Tax Expenses	0.00	0.00	0.00	0.00	0.00	0.00
7. Profit / (Loss) for the period (5+6)	-2.56	-1.67	-0.19	-4.23	-2.71	-4.71
8. Other Comprehensive Income (Net of Tax Expenses)	0.00	0.00	0.00	0.00	0.00	0.00
9. Total Comprehensive Income for the period (7+8) (Comprising profit / (loss) and other comprehensive income for the period)	-2.56	-1.67	-0.19	-4.23	-2.71	-4.71
10. Details of equity share capital						
Paid- up equity share capital (Face Value of Rs.10 /- per share)	1000.46	1000.46	1000.46	1000.46	1000.46	1000.46
11. Reserve excluding Revaluation Reserves as per balance sheet of previous accounting year	43.60	46.16	56.37	43.60	56.37	47.83
12 . Earnings per share (EPS) (of Rs.10/- each) (Amount in Rs.)						
(a) Basic	0.00	0.00	0.00	0.00	0.00	-0.10
(b) Diluted	0.00	0.00	0.00	0.00	0.00	-0.10




Statement of Unaudited Standalone and Consolidated Financial Results for the Quarter Ended 30th Sep ,2022

Notes:-

1.Statement of Assets and Liabilities


Particulars	Standalone			Consolidated		
	As at 30-09-2022	As at 31-03-2022	As at 31-03-2021	As at 30-09-2022	As at 31-03-2022	As at 31-03-2021
	UnAudited	Audited	Audited	UnAudited	Audited	Audited
Assets						
Non Current Assets						
a)Property, Plant & Equipment	674.43	674.43	677.82	674.43	674.43	677.82
b)Capital work - In progress	0.00	0.00	0.00	0.00	0.00	0.00
c)Good will	0.00	0.00	0.00	0.00	0.00	0.00
d)Other Intangible Assets	0.00	0.00	0.00	0.00	0.00	0.00
e) Financial Assets	0.00	0.00	0.00	0.00	0.00	0.00
i)Investments	63.15	63.15	63.15	63.15	63.15	63.15
ii)Loans	0.00	0.00	0.00	0.00	0.00	0.00
iii)Others Financial Assets	0.00	0.00	0.00	0.00	0.00	0.00
f)Deferred Tax Assets	0.00	0.00	0.00	0.00	0.00	0.00
g)Tax Assets (Net of Provision)	0.00	0.00	0.00	0.00	0.00	0.00
h)Other Non- Current Assets	0.00	0.00	0.00	0.00	0.00	0.00
TOTAL Non Current Assets	737.58	737.58	740.97	737.58	737.58	740.97
Current Assets						
a)Inventories	0.00	0.00	0.00	0.00	0.00	0.00
b)Financial Assets	0.00	0.00	0.00	0.00	0.00	0.00
i)Investment	0.00	0.00	0.00	0.00	0.00	0.00
ii)Trade Receivables	243.78	244.95	251.78	243.78	244.95	251.78
iii)Cash and Cash equivalents	0.02	0.03	0.10	0.02	0.03	0.10
iv)Bank Balance	34.43	34.54	34.51	34.43	34.54	34.51
v)Loan	53.58	53.58	55.41	53.58	53.58	55.41
vi)Others	0.00	0.00	0.00	0.00	0.00	0.00
c)Other Current Assets	0.00	0.00	0.00	0.00	0.00	0.00
TOTAL Current Assets	331.82	333.11	341.80	331.82	333.11	341.80
TOTAL ASSETS	1069.40	1070.69	1082.77	1069.40	1070.69	1082.77
Equity and Liabilities						
a)Equity Share Capital	1000.46	1000.46	1000.46	1000.46	1000.46	1000.46
b)Other Equity	43.60	47.83	59.08	43.60	47.83	59.08
Total Equity	1044.06	1048.29	1059.54	1044.06	1048.29	1059.54
Liabilities						
1) Non Currents Liabilities						
a) Financial Liabilities	0.00	0.00	0.00	0.00	0.00	0.00
i)Borrowings	0.00	0.00	0.00	0.00	0.00	0.00
ii)Trade Payables	0.00	0.00	0.00	0.00	0.00	0.00
iii) Other Financial Liabilities	0.00	0.00	0.00	0.00	0.00	0.00
b) Provisions	0.00	0.00	0.00	0.00	0.00	0.00
c)Deferred Tax Liabilities	0.00	0.00	0.00	0.00	0.00	0.00
d)Other non- current Liabilities	0.00	0.00	0.00	0.00	0.00	0.00
e)Non Current Tax Liabilities	0.00	0.00	0.00	0.00	0.00	0.00
Total Non Currents Liabilities	0.00	0.00	0.00	0.00	0.00	0.00
2)Current Liabilities						
a)Fiancial Liabilities	0.00	0.00	0.00	0.00	0.00	0.00
i)Borrowings	18.95	16.00	16.00	18.95	16.00	16.00
ii)Trade Payables	0.00	0.00	0.83	0.00	0.00	0.83
iii) Other Financial Liabilities	0.00	0.00	0.00	0.00	0.00	0.00
b)Other current liabilities	0.00	0.00	0.00	0.00	0.00	0.00
c)Provisons	6.40	6.40	6.40	6.40	6.40	6.40
e)Current Tax Liabilities	0.00	0.00	0.00	0.00	0.00	0.00
Total Current Liabilities	25.35	22.40	23.23	25.35	22.40	23.23
TOTAL EQUITY AND LIABILITIES	1069.40	1070.69	1082.77	1069.40	1070.69	1082.77



2. Statement of Standalone & Consolidated Cash Flow Statement

Rs.in lakhs

PARTICULARS	Standalone			Consolidated		
	UnAudited	UnAudited	Audited	UnAudited	UnAudited	Audited
	6 months Ended			6 months Ended		
	As at 30.09.2022	As at 30.09.2021	As at 31.03.2022	As at 30.09.2022	As at 30.09.2021	As at 31.03.2022
Cash flow from operating activities						
Profit Before Tax:	-4.23	-2.71	-11.24	-4.23	-2.71	-11.24
Adjustment for:						
Depreciation and amortization	0.00	0.00	3.38	0.00	0.00	3.38
Interest Income	0.00	0.00	0.00	0.00	0.00	0.00
Provision for doubtful depts/bad debts written off, net	0.00	0.00	0.00	0.00	0.00	0.00
Income on investment carried at fair value through profit and loss	0.00	0.00	0.00	0.00	0.00	0.00
Profit on sale of investments carried at fair value through other comprehensive income	0.00	0.00	0.00	0.00	0.00	0.00
Interest expenses	0.00	0.00	0.00	0.00	0.00	0.00
Loss(profit) on sale of property, plant and equipment (net)	0.00	0.00	0.00	0.00	0.00	0.00
Other non cash Charges (net)	0.00	0.00	0.00	0.00	0.00	0.00
Operating profit before working capital changes	-4.23	-2.71	-7.86	-4.23	-2.71	-7.86
Movement in working capital						
(Increase) decrease in trade receivables	1.17	1.77	6.83	1.17	1.77	6.83
(Increase) decrease in inventories	0.00	0.00	0.00	0.00	0.00	0.00
(Increase) decrease in other financial assets and other assets	0.00	0.00	1.82	0.00	0.00	1.82
Increase (decrease) in trade payables	0.00	-0.33	-0.83	0.00	-0.33	-0.83
Increase (decrease) in provisions, other financial liabilities and other liabilities	0.00	0.00	0.00	0.00	0.00	0.00
Cash generated from operations	0.00	0.00	7.82	0.00	0.00	7.82
Direct Tax paid (net of refunds)	0.00	0.00	0.00	0.00	0.00	0.00
Net Cash flow from operating activities (A)	-3.07	-1.27	-0.04	-3.07	-1.27	-0.04
B.Cash flow from investing activities						
Investments in bank deposits	0.00	0.00	0.00	0.00	0.00	0.00
proceeds from bank deposits on maturity	0.00	0.00	0.00	0.00	0.00	0.00
purchase of investments in securities	0.00	0.00	0.00	0.00	0.00	0.00
Proceeds from sale / maturity of investments in securities	0.00	0.00	0.00	0.00	0.00	0.00
Payments for business acquisitions, net of cash acquired	0.00	0.00	0.00	0.00	0.00	0.00
Purchase of property, plant and equipment and intangibles	0.00	0.00	0.00	0.00	0.00	0.00
Proceeds from sale of property, plant and equipment	0.00	0.00	0.00	0.00	0.00	0.00
interest received	0.00	0.00	0.00	0.00	0.00	0.00
Taxes paid	0.00	0.00	0.00	0.00	0.00	0.00
Net cash flow used in investing activities (B)	0.00	0.00	0.00	0.00	0.00	0.00
C. Cash flow from financing activities						
Proceeds from long term borrowings	2.95	0.00	0.00	2.95	0.00	0.00
Repayment of long term borrowings	0.00	0.00	0.00	0.00	0.00	0.00
Proceeds from short term borrowings	0.00	0.00	0.00	0.00	0.00	0.00
Repayment from short term borrowings	0.00	0.00	0.00	0.00	0.00	0.00
Payments for deferred consideration on business acquisitions	0.00	0.00	0.00	0.00	0.00	0.00
Dividend paid	0.00	0.00	0.00	0.00	0.00	0.00
Corporate dividend Tax	0.00	0.00	0.00	0.00	0.00	0.00
Capital contribution from non-controlling interests	0.00	0.00	0.00	0.00	0.00	0.00
Interest paid	0.00	0.00	0.00	0.00	0.00	0.00
Increase(decrease) in principle on lease obligations, net	0.00	0.00	0.00	0.00	0.00	0.00
Net cash flow (used in) financing activities (C)	2.95	0.00	0.00	2.95	0.00	0.00
Net increase (decrease) in cash and cash equivalents (A+B+C)	-0.12	-1.27	-0.04	-0.12	-1.27	-0.04
Effect of exchange differences on cash and cash equivalents held in foreign currency						
cash and cash equivalents at the beginning of the period /year	34.57	34.61	34.61	34.57	34.61	34.61
cash and cash equivalents at the End of the period /year	34.46	33.34	34.57	34.46	33.34	34.57



3.The above Unaudited Standalone and Consolidated financial results were reviewed by the Audit Committee and approved by the Board of Directors at their respective meeting held on 11th Nov 2022 and have been subjected to Limited Review Report by the Statutory auditors.

4.The company has adopted Indian Accounting Standards (Ind AS) from April 1, 2017 and the above Unaudited Standalone and Consolidated financial results have been prepared in accordance with the recognition and measurement principles laid down in the said standards. The date of transition to Ind AS is April 1, 2016.

5.The Company derives income from a single segment Software Development and services.

6.The Company's Registrars & Share Transfer Agents are M/s. Cameo Corporate Sevices Ltd.,


7.The format for Unaudited Standalone and Consolidated financial Results prepared as prescribed in SEBI's Circular CIR/CFD/FAC/62/2016 dated 05 July 2016, Act, 2013. IND AS and Schedule III to the Companies Act, 2013.

8. The subsidiaries are not having business activities during the quarter ended Sep 2022.

9.The Unaudited Standalone and Consolidated Financial results for the Quarter ended Sep, 2022, is available on the company's website www.easitax.com

10.Reconciliation of net profit reported under Indian GAAP for the Quarter ended 30 Sep 2020 with Ind AS is furnished below:

particulars	Quarter ended 30.09.2021
Net Profit as per Indian GAAP	-0.19
Add:	
Actuarial Loss on Employee defined benefit plans reclassified in Other Comprehensive Income	0.00
Reversal of Goodwill amortised under Indian GAAP	0.00
Fair valuation of financial assets and liabilities	0.00
Amortisation of deferred Income relating to Government Grant (EPCG License) - Net of related depreciation on Amounts capitalised	0.00
Deferred tax impact on fair value of financial assets and liabilities, amortisation of deferred income and on reversal of Goodwill amortisation	0.00
sub -total	-0.19
Less:	
Fair valuation of Financial assets and laibilities	0.00
Net Profit under Ind AS (A)	0.00
<u>Other Comorehensive income (net of tax)</u>	
Actuarial loss on employee defined benefit plans	0.00
effective portion of gains and loss on designated portion of hedging instruments in a cash flow hedge reclassified in Other Comprehensive Income	0.00
<u>Other Comorehensive income (net of tax) (B)</u>	0.00
Total Comprehensive Income for the period under Ind AS (A+B)	-0.19



11.The Company has opted to publish standalone and consolidated Financial results

Extract of Unaudited Standalone Financial Results for the Quarter ended 30 Sep 2022

Particulars	Standalone					
	Quarter Ended			6 months Ended		Year Ended
	Current Quarter Ended on 30-09-2022	Preceeding Quarter Ended on 30-06-2022	Corresponding Quarter ended on 30-09-2021	Year to date figures for current period ended 30-09-2022	Year to date figures for previous period ended 30-09-2021	Previous year ended 31-03-2022
	Un-Audited	Un-Audited	Un-Audited	Un-Audited	Un-Audited	Audited
Total Income from Operations	1.79	0.06	1.71	1.85	2.66	0.43
Net Profit / (Loss) for the period (before Tax, Exceptional items)	-2.56	-1.67	-0.19	-4.23	-2.71	-4.71
Net Profit / (Loss) for the period before tax (after Exceptional items)	-2.56	-1.67	-0.19	-2.71	-2.71	-4.71
Net Profit / (Loss) for the period after tax (after Exceptional items)	-2.56	-1.67	-0.19	-2.71	-2.71	-4.71
Total Comprehensive Income for the period [comprising Profit / (loss) for the period (after tax) and Other Comprehensive Income (after tax)]	-2.56	-1.67	-0.19	-4.23	-2.71	-4.71
Equity Share Capital	1000.46	1000.46	1000.46	1000.46	1000.46	1000.46
Reserves (excluding Revaluation Reserves) as shown in the Audited balance sheet of the Previous year	43.60	46.16	56.37	43.60	56.37	47.83
Earnings Per Share (of Rs. 10/- each) -						
1.Basic:	0.00	0.00	0.00	0.00	0.00	-0.10
2.Diluted:	0.00	0.00	0.00	0.00	0.00	-0.10

Extract of Unaudited consolidated Financial Results for the Quarter ended 30 Sep 2022

Particulars	consolidated					
	Quarter Ended			6 months Ended		Year Ended
	Current Quarter Ended on 30-09-2022	Preceeding Quarter Ended on 30-06-2022	Corresponding Quarter ended on 30-09-2021	Year to date figures for current period ended 30-09-2022	Year to date figures for previous period ended 30-09-2021	Previous year ended 31-03-2022
	Un-Audited	Un-Audited	Un-Audited	Un-Audited	Un-Audited	Audited
Total Income from Operations	1.79	0.06	1.71	1.85	2.66	0.43
Net Profit / (Loss) for the period (before Tax, Exceptional items)	-2.56	-1.67	-0.19	-4.23	-2.71	-4.71
Net Profit / (Loss) for the period before tax (after Exceptional items)	-2.56	-1.67	-0.19	-2.71	-2.71	-4.71
Net Profit / (Loss) for the period after tax (after Exceptional items)	-2.56	-1.67	-0.19	-2.71	-2.71	-4.71
Total Comprehensive Income for the period [comprising Profit / (loss) for the period (after tax) and Other Comprehensive Income (after tax)]	-2.56	-1.67	-0.19	-4.23	-2.71	-4.71
Equity Share Capital	1000.46	1000.46	1000.46	1000.46	1000.46	1000.46
Reserves (excluding Revaluation Reserves) as shown in the Audited balance sheet of the Previous year	43.60	46.16	56.37	43.60	56.37	47.83
Earnings Per Share (of Rs. 10/- each) -						
1.Basic:	0.00	0.00	0.00	0.00	0.00	-0.10
2.Diluted:	0.00	0.00	0.00	0.00	0.00	-0.10



Notes:

1.The above Unaudited Standalone and consolidated financial results were reviewed by the Audit Committee and approved by the Board of Directors at their meetings held on 11th Nov 2022.

2.The company has adopted Indian Accounting Standards (Ind AS) from April 1, 2018 and the above Unaudited standalone and consolidated financial results have been prepared in accordance with the recognition and measurement principles laid down in the said standards.

3.No.of Complaints:

Pending on 01/07/2022	During the Quarter			Pending on 30/09/2022
	Received	Disposed off		
Nil	Nil	Nil		Nil

Place: Chennai
Date : 11/11/2022



By order of the Board,
For Integrated Hitech Ltd.,

A. Gerald Ebenezer
A.Gerald Ebenezer
Managing Director