

NAVA BHARAT VENTURES LIMITED

NAVA BHARAT CHAMBERS, RAJ BHAVAN ROAD, HYDERABAD-500082, TELANGANA, INDIA

NAVA BHARAT

NBV/SECTL/ 804/2019-20

March 2, 2020

Listing Department
National Stock Exchange of India Limited
Exchange Plaza, 5th Floor,
Plot No.C/1, G Block
Bandra Kurla Complex, Bandra (E)
MUMBAI – 400 051
NSE Symbol : 'NBVENTURES'

Dept. of Corporate Services
BSE Limited
Phiroze Jeejeebhoy Towers,
Dalal Street
MUMBAI – 400 001
Scrip Code : '513023'/'NBVENTURE'

Dear Sirs,

Sub : Operational data of Sugar Division for the month of February, 2020.

Ref : Regulation 30 of SEBI (LODR) Regulations, 2015.

--oOo--

Please find enclosed the operational data of the Company's Sugar Division for the month of February, 2020 which is being submitted to South Indian Sugar Mills Association (SISMA).


The above figures have not been independently verified or audited. As such, the final figures after audit may vary.

Kindly take the same on record and acknowledge the receipt.


Thanking you,

Yours faithfully,
for Nava Bharat Ventures Limited

VSN Raju
Company Secretary
& Vice President



Encl : as above.



NAVA BHARAT VENTURES LIMITED

SUGAR DIVISION, SAMALKOT - 533 440, EAST GODAVARI DIST., A.P.

NAVA BHARAT
OPERATIONAL DATA OF THE COMPANY'S SUGAR DIVISION FOR THE MONTH OF Feb.2020 (RT 7C)
Monthly Manufacturing Report No - 3

Season: 2019-2020

Name & Address of Factory :

NAVA BHARAT VENTURES LTD,
SUGAR DIVISION, Samalkot - 533 440.
East Godavari District.

Regd.No. of Factory


3013

Clarification Process Used:

Double Sulphitation

SL.No	PARTICULARS	For the month	Since Beginning of Season
1	CANE CRUSHING:		
	Date & Time of Commencement of Season	06.12.2019 at 9:30am	
	Date & Time of Closing of Season		
	Duration of Run Days	29	86
	Total No.of hours in duration of run	696.00	2058.30
	No.of hours actual crushing	681.15	1855.55
	Total Cane Milled (Qtls)	811200	2265400
2	Juice & Added Water:		
	Average gross mixed juice % Cane	103.34	102.45
	Correction % mixed juice	0.25	0.25
	Average net mixed juice % Cane	103.09	102.19
	Total net mixed juice obtained (Qtls)	836234.15	2315037.84
	Average added water % Cane	31.62	30.39
3	SUGARS:		
	Total Sugar bagged (no.of 100kg bags)	0.00	0.00
	Total Sugar bagged (no.of 50kg bags)	155400.00	410500.00
	* BISS Sugar Qtls (Available sugars)	0.00	0.00
	Qty of White sugar bagged (qtls)	77700.00	205250.00
	Qty of sugar in process (a) (qtls) (+)	3032.79	3032.79
	Total Sugar made (qtls)	80732.79	208282.79
	Sugar recovered from previous month process	2210.84	0.00
	Sugar recovered from previous seasons process	0.00	46.46
	sugar recovered from previous season's - C-SUGAR	0.00	292.17
	sugar recovered from previous season's -Wet &damaged sugar	731.12	1870.08
	Total net Sugar made (qtls)	77790.83	206074.08
4	B-Heavy MOLASSES:		
	Total B-Heavy molasses sent out to Dist.(qtls)	52726.80	123060.10
	Total Final molasses sent out (qtls)	0	0
	Qty of molasses in process (A) (qtls) (+)	2096.49	2096.49
	Total molasses produced (qtls)	54823.29	125156.59
	Molasses recovered from previous month process	4047.290	0.000
	Molasses recovered from previous season's process	0.000	74.529
	Molasses recovered from previous season's C-SUGAR (qtls)	0.000	7.421
	Molasses recovered from Wet & Damaged sugar (qtls)	20.179	51.707
	Total net molasses produced (qtls)	50755.82	125022.93
5	RECOVERY:		
	Average recovery of sugar % cane with B-heavy diverted	9.59	9.10
	Average recovery of sugar % cane (FRP) as per revised Guidelines	10.58	10.08
	Average production of B-HEAVY molasses % cane	6.26	5.52
6	Bagasse percent cane	28.28	27.94
	Filter cake percent cane	4.59	4.57
	Gross weight of mixed juice (qtls)	838330.00	2320840.00
	Weight of Dirt mixed juice (qtls)	2095.85	5802.16

* BISS sugar contains more than 90% sucrose.



Telephone : (0884) 2327384, 2327584, Fax : (0884) 2327587

E-mail : nbvlsd@nbv.in Website : www.nbventures.com

Corporate Identity No. : L27101AP1972PLC001549

ISO 9001

ISO 14001

OHSAS 18001

8	Qty. of other materials Used 18-19 Season.		
	Scrapings	HL	90.00
	Wet & Damaged sugar	Qtls	1926.00
	C-Sugar	Qtls	300.00

9 ANALYSIS OF OTHER MATERIALS USED SINCE BEGINING OF THE SEASON


	Wet & Damaged Sugar	C-Sugar	Scrapings
Sugar percent:	98.21	98.41	52.5
Brix percent:	99.40	99.50	75.00
Purity S.G. :	98.80	98.90	70.00
Available Sugar - Qtls	1870.075	292.172	46.456
Available Molasses - Qtls	51.707	7.421	74.456

10 STOCK IN PROCESS AS ON: 01-03-2020 @4.00AM

Basis: Bh.M Brix 85.85 Pty 48.20

SL. N	PARTICULARS	HL	BRIX	PURITY	AVAILABLE Sugar - QTLS	MOLASSES QTLS
a)	juice (clear)	2050	13	80	172.414	127.569
b)	Syrup	1250	50	80	310.787	229.951
c)	Remelt	0	0	0	0	0
d)	Masseccuite					
	A	1020	92	87	1051.236	414.397
	B	250	94	68	135.585	257.815
	C	0	0	0	0	0
e)	Light Molasses	0	0	0	0	0
	A	86	67	92	64.795	13.918
	C	0	0	0	0	0
f)	Heavy Molasses					
	A	225	79	70	105.189	170.301
	B	0	0	0	0	0
g)	Seed & footings	1505	88.00	80.00	1192.780	882.54
h)	C-Boillings	0	0.00	0.00	0.000	0.000
i)	Sugar - unbagged				0.000	0.000
	TOTAL				3032.786	2096.489

S.No.	PARTICULARS	For the	Since Beginning	
		month	of Season	
7	ANALYSIS			
	CANE	Sugar percent	12.59	11.89
		Fibre percent	14.10	14.07
	Primary Juice	Sugar percent	14.05	13.86
		Brix percent	17.16	16.88
		Purity	81.88	82.11
	Mixed Juice	Sugar percent	11.84	11.26
		Brix percent	14.62	13.90
		Purity	80.96	81.02
	Last Juice	Sugar percent	1.33	1.34
		Brix percent	1.76	1.77
		Purity	75.57	75.71
	Clarified Juice	Sugar percent	11.61	11.35
		Brix percent	14.29	13.87
		Purity	81.25	81.83
	UnSulphered Syrup	Sugar percent	51.42	50.88
		Brix percent	61.98	61.19
		Purity	82.96	83.15
	Sulphered Syrup +A2 Heavy	Sugar percent	53.28	53.40
		Brix percent	64.46	64.14
		Purity	82.66	83.26
	Masseccuite	A1 Brix percent	92.09	91.92
		Purity	85.20	85.18
		A2 Brix percent	92.56	91.50
		Purity	94.81	93.55
		B Brix percent	95.06	94.64
		Purity	70.66	71.29
		C Brix percent	-	-
		Purity	-	-
	Molasses (B)			
	A1 Heavy	Brix percent	78.82	79.02
		Purity	70.43	70.86
	A2 Heavy	Brix percent	74.59	74.47
		Purity	89.30	89.49
	A Light	Brix percent	69.05	69.42
		Purity	92.77	92.74
	B Heavy	Brix percent	85.42	85.69
		Purity	47.54	47.95
	C Light	Brix percent	-	-
		Purity	-	-
Sugars (Average)	Sugar Percent (c)	99.80	99.80	
Moisture percent(by Moistur analyzer)		0.09	0.09	
Final Molasses (B-Heavy)	Sugar Percent	40.61	41.09	
	Brix percent	85.42	85.69	
	Purity	47.54	47.95	
Bagasse	Sugar Percent	1.35	1.36	
	Water Percent	48.66	47.95	
	Fibre Percent	49.55	50.26	
Filter Cake	Sugar Percent	1.79	1.74	
Boiled Feed Water	pH	9.00	9.00	
Boiled Feed Water	Temperature Deg C	105.00	105.00	
Clear Juice	Temperature Deg C	96.00	96.00	





11 SUGAR BALANCE

S.No	PARTICULARS		For the month	Since Beginning of the season
1	Suagar in Cane		12.582	11.885
2	Sugar in mixed Juice		12.200	11.505
3	Sugar in Baggase		0.382	0.380
4	Sugar in Filtercake		0.082	0.080
5	Sugar in B-Heavy Molasses		2.530	2.329
6	Sugar in Sugars		9.571	9.077
7	Sugar Undetermined		0.020	0.020
8	Total losses (in bagasse, filter cake molasses & undetermined)		3.014	2.809

We hereby declare that the figures given in this return are complete and true to the best of our knowledge and belief.

Date: 02/03/2020



N. Prabhakar
VICE PRESIDENT



NAVA BHARAT VENTURES LIMITED, SAMALKOT.
Additional information to be appended to R.T. 7(c) for the month of February-2020
* * * *

		Hrs.Mts.
1	Time Loss Account:	
	1) Miscellaneous	1:05:00
	2) Cane shortage	8:00:00
	3) Mechanical troubles	3:00:00
	4) Electrical troubles/ins	1:55:00
	5) Holidays	0:00:00
	6) Cleaning	0:00:00
	7) Process	0:00:00
	Total	14:45:00
	Percent of hours lost to the available	2.12
2	Rate of Crushing for 24 Hrs.:	
	1) Including stoppages Tons	2797.24
	2) Excluding stoppages "	2857.81
	3) Installed/Liscensed capacity	4000.00
3	Efficiency figures:	
	1) Mill extraction	96.94
	2) Reduced Mill extraction	97.34
	3) Added water % fibre	225.54
	4) Added water extracted into mixed juice % added water	47.42
	5) Undiluted juice lost in bagasse % fibre	21.14
	6) Boiling house extraction	78.60
	7) Virtual purity of molasses	47.64
	8) Reduced Boiling House extraction	
	as per Noel Deerr:	83.94
	as per Gundurao	83.71
	9) Overall recovery	76.20
	10) Reduced Overall recovery	
	as per Noel Deerr	81.71
	as per Gundurao	81.48
	11) ERQV - MJ/PJ	98.27
	LMJ/PJ	88.16
4	Masseccutes boiled:	
	A1' Masseccuite % cane	21.15
	A2' Masseccuite % cane	14.35
	'B' Masseccuite % cane	12.18
	'C' Masseccuite % cane	0.00
	Total	47.68
5	Grades of Sugar bagged:	
	I.S.S (Percentage of production)	
	S-30	0.00
	S-31	42.47
	M-31	57.53
	L-30	0.00
	L-31	0.00
	Total	100.00

Date: 02/03/2020


N. Prabhakar
VICE PRESIDENT