

# WELTER SECURITIES LIMITED

Corp. Office: 303, Himland House, D-5, Karampura Commercial Complex, New Delhi – 110015

CIN :L65993WB1990PLC048314

E-mail: gopaltg@gmail.com

---

23<sup>rd</sup> March, 2020

Listing Department  
BSE Ltd.  
Phiroze Jeejeebhoy Towers  
Dalal Street  
Mumbai – 400001

Listing Department  
National Stock Exchange of India Ltd  
Exchange Plaza, 5th Floor, Plot No. C/1  
G Block, Bandra-Kurla Complex,  
Bandra (E), Mumbai - 400051

Company Code: 542684

Company Symbol: PPL

Sub: **Disclosure under Regulation 31 of Securities and Exchange Board of India  
(Substantial Acquisition of Shares and Takeovers) Regulations, 2011**

Dear Sir,

In terms of the provisions of Regulation 31 of the SEBI (Substantial Acquisition of Shares and Takeovers) Regulations, 2011, we being Promoter group of Prakash Pipes Limited hereby enclosing the details of shares of Prakash Pipes Limited held by us, pledged in the prescribed format.

This is for your information and record please.

Thanking you,

Yours faithfully,  
For **Welter Securities Limited**



**Authorised Signatory**

Encl: (2) as above


CC To:

Prakash Pipes Ltd.  
Darjiyan Wali Gali, Rayya  
Teh.-Baba Bakala  
Amritsar– 143112 (Punjab).

**Disclosure by the Promoter(s) to the stock exchanges and to the Target Company for encumbrance of shares / invocation of encumbrance/ release of encumbrance, in terms of Regulation 31(1) and 31(2) of SEBI (Substantial Acquisition of Shares and Takeovers) Regulation, 2011**

Name of the Target Company(TC)		PRAKASH PIPES LIMITED												
Names of the Stock Exchanges where the shares of the target company are listed		BSE Ltd. & National Stock Exchange of India Ltd.												
Date of reporting		Monday, March 23, 2020												
Name of the promoter or PAC on whose shares encumbrance has been created/		WELTER SECURITIES LTD.												
Details of the creation of encumbrance :														
Name of the promoter(s) or PACs with him	Promoter holding in the target company (1)	Promoter holding already encumbered (2)	Details of events pertaining to encumbrance (3)										Post event holding of encumbered shares	
			No. shares	% of total share capital	No. of shares encumbered	% of total share capital	Type of encumbrance (pledge/ lien/ ice of non disposal undetaking/ others)	Date creation/ invocation release encumbrance	Type of event (creation/ release/ invocation)	Reasons for encumbrance	No. shares	% of total share capital		
WELTER SECURITIES LTD.	625833	3.07	568750	2.79	14.03.2020	Pledge	Third Party Pledge	23333	0.11	Anand Rathi Global Finance Ltd.	592083	2.90		

For Welter Securities Ltd.



Authorised Signatory

Place : New Delhi

Date : 23.03.2020

\* The details of encumbrances of residual promoters as on 01.03.2020 enclosed herewith as Annexure 1 is an extract of the data available of the Target Company

**PRAKASH PIPES LIMITED**  
**Details of encumbrance of residual promoters as on 14.03.2020**

Sr. No.	Name of the Shareholder	Total shares held		Shares pledged or otherwise encumbered	
		No. of shares held	As a % of total share capital	No. of shares held	As a % of total share capital
1	VED PRAKASH AGARWAL	65860	0.32	0	0.00
2	VED PRAKASH AGARWAL HUF	276079	1.35	28673	0.14
3	MOHINI AGARWAL	127482	0.62	127482	0.62
4	VIKRAM AGARWAL	50812	0.25	50812	0.25
5	KANHA AGARWAL	11039	0.05	0	0.00
6	AIRCON SYSTEMS (INDIA) PVT. LTD.	0	0.00	0	0.00
7	AMBROSIA COMMERCE PVT LTD.	242062	1.19	242062	1.19
8	DHRUV COMMERCE PVT LTD	39312	0.19	1750	0.01
9	ESSENTIAL ELECTRONICS PVT LTD.	74662	0.37	74642	0.37
10	EVERSHINE MERCANTILE PVT. LTD.	240212	1.18	240212	1.18
11	EXCEL FINCAP PVT LTD.	12766	0.06	12766	0.06
12	FOCUS SECURITIES & CREDITS PVT. LTD.	182500	0.89	182500	0.89
13	FOUR WINGS MARKETING PVT. LTD.	50212	0.25	37500	0.18
14	GMK BUILDERS PVT LTD.	1020598	5.00	310750	1.52
15	GOEL CONTAINERS PVT LTD	172335	0.84	172335	0.84
16	HISSAR TUBES PVT. LTD.	168751	0.83	81251	0.40
17	HI-TECH MERCANTILE (INDIA) PVT LTD.	375086	1.84	308750	1.51
18	NEW ERA COMMERCE & SECURITIES PVT. LTD.	26998	0.13	26998	0.13
19	OCEAN ISPAT PVT. LTD.	37500	0.18	37500	0.18
20	PAREEK OVERSEAS PVT LTD.	150013	0.73	0	0.00
21	PRAKASH CAPITAL SERVICES LTD.	188558	0.92	188558	0.92
22	PRAKASH INDUSTRIAL FINANCE LTD.	113118	0.55	113118	0.55
23	PREMIER FINCAP PVT. LTD.	99125	0.49	3250	0.02
24	PRIMENET GLOBAL LTD.	409872	2.01	0	0.00
25	PRIME MERCANTILE PVT LTD.	462682	2.27	0	0.00
26	PROSPERO SECURITIES PVT LTD.	76475	0.37	76475	0.37
27	ROURKELA STEEL PVT LTD.	178391	0.87	61325	0.30
28	SAMYAK SECURITIES PVT LTD	187500	0.92	187500	0.92
29	SHREE LABH LAKSHMI CAPITAL SERVICES PVT. LTD.	288933	1.42	288933	1.42
30	SPRING MERCANTILE PVT LTD.	12362	0.06	0	0.00
31	STYLE LEASING & FINANCE PVT LTD.	139300	0.68	139300	0.68
32	SUNVIN TRADING & INVESTMENT PVT LTD.	30289	0.15	0	0.00
33	TECHDRIVE SOFTWARE LTD.	144443	0.71	0	0.00
34	TOOLS INDIA PVT LLTD	112612	0.55	112612	0.55
35	UNITY MERCANTILE PVT LTD.	31446	0.15	31446	0.15
36	VANSHI FARMS PVT LTD.	758494	3.71	0	0.00
37	VISION MERCANTILE PVT LTD.	270837	1.33	65860	0.32
38	CHAIBASA STEEL LLP	31250	0.15	31250	0.15
39	DHRUV COMMERCE LLP	183375	0.90	107542	0.53
40	ESSENTIAL ELECTRONICS LLP	37763	0.18	0	0.00
41	EVERSHINE MERCANTILE LLP	0	0.00	0	0.00
42	FOUR WINGS MARKETING LLP	0	0.00	0	0.00
43	HISSAR TUBES LLP	0	0.00	0	0.00
44	PREMIER FINCAP LLP	56310	0.28	0	0.00
45	SHIKHA MERCANTILE LLP	8825	0.04	0	0.00
46	SPRING MERCANTILE LLP	122750	0.60	0	0.00
47	SUNVIN TRADING & INVESTMENT LLP	125961	0.62	0	0.00
48	SUVARNA MARKETING LLP	11875	0.06	11875	0.06
	<b>Total</b>	<b>7406825</b>	<b>36.28</b>	<b>3355027</b>	<b>16.43</b>

*(Signature)*

# UNITY MERCANTILE PVT. LTD.

Regd. Office: 303, Himland House, D-5, Karampura Commercial Complex,  
New Delhi-110015.

CIN: U74899DL1995PTC068627

E-mail: gopaltg@gmail.com

---

23<sup>rd</sup> March, 2020

Listing Department  
BSE Ltd.  
Phiroze Jeejeebhoy Towers  
Dalal Street  
Mumbai – 400001

Listing Department  
National Stock Exchange of India Ltd  
Exchange Plaza, 5th Floor, Plot No. C/1  
G Block, Bandra-Kurla Complex,  
Bandra (E), Mumbai - 400051

Company Code: 542684

Company Symbol: PPL

Sub: **Disclosure under Regulation 31 of Securities and Exchange Board of India  
(Substantial Acquisition of Shares and Takeovers) Regulations, 2011**


Dear Sir,

In terms of the provisions of Regulation 31 of the SEBI (Substantial Acquisition of Shares and Takeovers) Regulations, 2011, we being Promoter group of Prakash Pipes Limited hereby enclosing the details of shares of Prakash Pipes Limited held by us, pledged in the prescribed format.

This is for your information and record please.

Thanking you,

Yours faithfully,  
For **Unity Mercantile Pvt. Ltd.**



**Authorised Signatory**

Encl: (2) as above

CC To:

Prakash Pipes Ltd.  
Darjiyan Wali Gali, Rayya  
Teh.-Baba Bakala  
Amritsar– 143112 (Punjab)

**Disclosure by the Promoter(s) to the stock exchanges and to the Target Company for encumbrance of shares / invocation of encumbrance / release of encumbrance, in terms of Regulation 31(1) and 31(2) of SEBI (Substantial Acquisition of Shares and Takeovers) Regulation, 2011**

Name of the Target Company(TC)		PRAKASH PIPES LIMITED											
Names of the Stock Exchanges where the shares of the target company are listed		BSE Ltd. & National Stock Exchange of India Ltd.											
Date of reporting		Monday, March 23, 2020											
Name of the promoter or PAC on whose shares encumbrance has been created/		UNITY MERCANTILE PVT. LTD.											
Details of the creation of encumbrance :		Details of events pertaining to encumbrance (3)											
Name of the promoter(s) or PACs with him	Promoter holding in the target company (1)	Promoter holding already encumbered (2)	Type of event (creation/ release/ invocation)	Date creation/ invocation release encumbrance	Type of encumbrance (pledge/ lien/ non disposal undetaking/ others)	Reasons for encumbrance	No. shares	% of total share capital	No. of shares encumbered	% of total share capital	Name of the entity in whose shares encumbered	No. shares	% of total share capital
UNITY MERCANTILE PVT. LTD.	31446	0	Creation	14.03.2020	Pledge	Third Party Pledge	31446	0.15	0	0.00	Anand Rathi Global Finance Ltd.	31446	0.15

For Unity Mercantile Pvt. Ltd.

  
 Authorised Signatory

Place : New Delhi  
 Date : 23.03.2020

\* The details of encumbrances of residual promoters as on 01.03.2020 enclosed herewith as Annexure 1 is an extract of the data available of the Target Company

**PRAKASH PIPES LIMITED**  
**Details of encumbrance of residual promoters as on 14.03.2020**

Sr. No.	Name of the Shareholder	Total shares held		Shares pledged or otherwise encumbered	
		No. of shares held	As a % of total share capital	No. of shares held	As a % of total share capital
1	VED PRAKASH AGARWAL	65860	0.32	0	0.00
2	VED PRAKASH AGARWAL HUF	276079	1.35	28673	0.14
3	MOHINI AGARWAL	127482	0.62	127482	0.62
4	VIKRAM AGARWAL	50812	0.25	50812	0.25
5	KANHA AGARWAL	11039	0.05	0	0.00
6	AIRCON SYSTEMS (INDIA) PVT. LTD.	0	0.00	0	0.00
7	AMBROSIA COMMERCE PVT LTD.	242062	1.19	242062	1.19
8	DHRUV COMMERCE PVT LTD	39312	0.19	1750	0.01
9	ESSENTIAL ELECTRONICS PVT LTD.	74662	0.37	74642	0.37
10	EVERSHINE MERCANTILE PVT.LTD.	240212	1.18	240212	1.18
11	EXCEL FINCAP PVT LTD.	12766	0.06	12766	0.06
12	FOCUS SECURITIES & CREDITS PVT. LTD.	182500	0.89	182500	0.89
13	FOUR WINGS MARKETING PVT. LTD.	50212	0.25	37500	0.18
14	GMK BUILDERS PVT LTD.	1020598	5.00	310750	1.52
15	GOEL CONTAINERS PVT LTD	172335	0.84	172335	0.84
16	HISSAR TUBES PVT. LTD.	168751	0.83	81251	0.40
17	HI-TECH MERCANTILE (INDIA) PVT LTD.	375086	1.84	308750	1.51
18	NEW ERA COMMERCE & SECURITIES PVT. LTD.	26998	0.13	26998	0.13
19	OCEAN ISPAT PVT. LTD.	37500	0.18	37500	0.18
20	PAREEK OVERSEAS PVT LTD.	150013	0.73	0	0.00
21	PRAKASH CAPITAL SERVICES LTD.	188558	0.92	188558	0.92
22	PRAKASH INDUSTRIAL FINANCE LTD.	113118	0.55	113118	0.55
23	PREMIER FINCAP PVT. LTD.	99125	0.49	3250	0.02
24	PRIMENET GLOBAL LTD.	409872	2.01	0	0.00
25	PRIME MERCANTILE PVT LTD.	462682	2.27	0	0.00
26	PROSPERO SECURITIES PVT LTD.	76475	0.37	76475	0.37
27	ROURKELA STEEL PVT LTD.	178391	0.87	61325	0.30
28	SAMYAK SECURITIES PVT LTD	187500	0.92	187500	0.92
29	SHREE LABH LAKSHMI CAPITAL SERVICES PVT. LTD.	288933	1.42	288933	1.42
30	SPRING MERCANTILE PVT LTD.	12362	0.06	0	0.00
31	STYLE LEASING & FINANCE PVT LTD.	139300	0.68	139300	0.68
32	SUNVIN TRADING & INVESTMENT PVT LTD.	30289	0.15	0	0.00
33	TECHDRIVE SOFTWARE LTD.	144443	0.71	0	0.00
34	TOOLS INDIA PVT LLTD	112612	0.55	112612	0.55
35	VANSHI FARMS PVT LTD.	758494	3.71	0	0.00
36	VISION MERCANTILE PVT LTD.	270837	1.33	65860	0.32
37	WELTER SECURITIES LTD.	625833	3.07	592083	2.90
38	CHAIBASA STEEL LLP	31250	0.15	31250	0.15
39	DHRUV COMMERCE LLP	183375	0.90	107542	0.53
40	ESSENTIAL ELECTRONICS LLP	37763	0.18	0	0.00
41	EVERSHINE MERCANTILE LLP	0	0.00	0	0.00
42	FOUR WINGS MARKETING LLP	0	0.00	0	0.00
43	HISSAR TUBES LLP	0	0.00	0	0.00
44	PREMIER FINCAP LLP	56310	0.28	0	0.00
45	SHIKHA MERCANTILE LLP	8825	0.04	0	0.00
46	SPRING MERCANTILE LLP	122750	0.60	0	0.00
47	SUNVIN TRADING & INVESTMENT LLP	125961	0.62	0	0.00
48	SUVARNA MARKETING LLP	11875	0.06	11875	0.06
	<b>Total</b>	<b>8001212</b>	<b>39.19</b>	<b>3915664</b>	<b>19.18</b>

*Subrata*

# HISSAR TUBES PVT.LTD.

Regd. Office : N-2/6,DLF Phase-II, Gurgaon(Haryana)-122008  
CIN . U25112HR1974PTC007207

23<sup>rd</sup> March, 2020

Listing Department  
BSE Ltd.  
Phiroze Jeejeebhoy Towers  
Dalal Street  
Mumbai – 400001

Listing Department  
National Stock Exchange of India Ltd  
Exchange Plaza, 5th Floor, Plot No. C/1  
G Block, Bandra-Kurla Complex,  
Bandra (E), Mumbai - 400051

Company Code: 542684

Company Symbol: PPL

Sub: **Disclosure under Regulation 31 of Securities and Exchange Board of India  
(Substantial Acquisition of Shares and Takeovers) Regulations, 2011**

Dear Sir,

In terms of the provisions of Regulation 31 of the SEBI (Substantial Acquisition of Shares and Takeovers) Regulations, 2011, we being Promoter group of Prakash Pipes Limited hereby enclosing the details of shares of Prakash Pipes Limited held by us, released from pledge in the prescribed format.

This is for your information and record please.

Thanking you,

Yours faithfully,  
For **Hissar Tubes Pvt. Limited**



**Authorised Signatory**


Encl: (2) as above

CC To:

Prakash Pipes Ltd.  
Darjiyan Wali Gali, Rayya  
Teh.-Baba Bakala  
Amritsar– 143112 (Punjab).

**Disclosure by the Promoter(s) to the stock exchanges and to the Target Company for encumbrance of shares / invocation of encumbrance/ release of encumbrance, in terms of Regulation 31(1) and 31(2) of SEBI (Substantial Acquisition of Shares and Takeovers) Regulation, 2011**

Name of the Target Company(TC)		PRAKASH PIPES LIMITED											
Names of the Stock Exchanges where the shares of the target company are listed		BSE Ltd. & National Stock Exchange of India Ltd.											
Date of reporting		Monday, March 23, 2020											
Name of the promoter or PAC on whose shares encumbrance has been created/		HISSAR TUBES PVT. LTD.											
Details of the creation of encumbrance :													
Name of the promoter(s) or PACs with him	Promoter holding in the target company (1)		Promoter holding already encumbered (2)		Details of events pertaining to encumbrance (3)							Post event holding of encumbered shares	
	No. shares	% of total share capital	No. of shares	% of total share capital	Type of event (creation/ release/ invocation)	Date of creation/ invocation release encumbrance	Type of encumbrance (pledge/ lien/ non disposal undetaking/ others)	Reasons for encumbrance	No. shares	% of total share capital	Name of the entity in whose shares encumbered	No. shares	% of total share capital
HISSAR TUBES PVT. LTD.	168751	0.83	10000	0.05	Creation	14.03.2020	Pledge	Third Party Pledge	71251	0.35	Anand Rathi Global Finance Ltd.	81251	0.40

For Hissar Tubes Pvt. Ltd.  
  
 Authorised Signatory

Place : New Delhi  
 Date : 23.03.2020

\* The details of encumbrances of residual promoters as on 01.03.2020 enclosed herewith as Annexure 1 is an extract of the data available of the Target Company



**PRAKASH PIPES LIMITED**  
**Details of encumbrance of residual promoters as on 14.03.2020**

Sr. No.	Name of the Shareholder	Total shares held		Shares pledged or otherwise encumbered	
		No. of shares held	As a % of total share capital	No. of shares held	As a % of total share capital
1	VED PRAKASH AGARWAL	65860	0.32	0	0.00
2	VED PRAKASH AGARWAL HUF	276079	1.35	28673	0.14
3	MOHINI AGARWAL	127482	0.62	127482	0.62
4	VIKRAM AGARWAL	50812	0.25	50812	0.25
5	KANHA AGARWAL	11039	0.05	0	0.00
6	AIRCON SYSTEMS (INDIA) PVT. LTD.	0	0.00	0	0.00
7	AMBROSIA COMMERCE PVT LTD.	242062	1.19	242062	1.19
8	DHRUV COMMERCE PVT LTD	39312	0.19	1750	0.01
9	ESSENTIAL ELECTRONICS PVT LTD.	74662	0.37	74642	0.37
10	EVERSHINE MERCANTILE PVT.LTD.	240212	1.18	240212	1.18
11	EXCEL FINCAP PVT LTD.	12766	0.06	12766	0.06
12	FOCUS SECURITIES & CREDITS PVT. LTD.	182500	0.89	182500	0.89
13	FOUR WINGS MARKETING PVT. LTD.	50212	0.25	37500	0.18
14	GMK BUILDERS PVT LTD.	1020598	5.00	310750	1.52
15	GOEL CONTAINERS PVT LTD	172335	0.84	172335	0.84
16	HI-TECH MERCANTILE (INDIA) PVT LTD.	375086	1.84	308750	1.51
17	NEW ERA COMMERCE & SECURITIES PVT. LTD.	26998	0.13	26998	0.13
18	OCEAN ISPAT PVT. LTD.	37500	0.18	37500	0.18
19	PAREEK OVERSEAS PVT LTD.	150013	0.73	0	0.00
20	PRAKASH CAPITAL SERVICES LTD.	188558	0.92	188558	0.92
21	PRAKASH INDUSTRIAL FINANCE LTD.	113118	0.55	113118	0.55
22	PREMIER FINCAP PVT. LTD.	99125	0.49	3250	0.02
23	PRIMENET GLOBAL LTD.	409872	2.01	0	0.00
24	PRIME MERCANTILE PVT LTD.	462682	2.27	0	0.00
25	PROSPERO SECURITIES PVT LTD.	76475	0.37	76475	0.37
26	ROURKELA STEEL PVT LTD.	178391	0.87	61325	0.30
27	SAMYAK SECURITIES PVT LTD	187500	0.92	187500	0.92
28	SHREE LABH LAKSHMI CAPITAL SERVICES PVT. LTD.	288933	1.42	288933	1.42
29	SPRING MERCANTILE PVT LTD.	12362	0.06	0	0.00
30	STYLE LEASING & FINANCE PVT LTD.	139300	0.68	139300	0.68
31	SUNVIN TRADING & INVESTMENT PVT LTD.	30289	0.15	0	0.00
32	TECHDRIVE SOFTWARE LTD.	144443	0.71	0	0.00
33	TOOLS INDIA PVT LLTD	112612	0.55	112612	0.55
34	UNITY MERCANTILE PVT LTD.	31446	0.15	31446	0.15
35	VANSHI FARMS PVT LTD.	758494	3.71	0	0.00
36	VISION MERCANTILE PVT LTD.	270837	1.33	65860	0.32
37	WELTER SECURITIES LTD.	625833	3.07	592083	2.90
38	CHAIBASA STEEL LLP	31250	0.15	31250	0.15
39	DHRUV COMMERCE LLP	183375	0.90	107542	0.53
40	ESSENTIAL ELECTRONICS LLP	37763	0.18	0	0.00
41	EVERSHINE MERCANTILE LLP	0	0.00	0	0.00
42	FOUR WINGS MARKETING LLP	0	0.00	0	0.00
43	HISSAR TUBES LLP	0	0.00	0	0.00
44	PREMIER FINCAP LLP	56310	0.28	0	0.00
45	SHIKHA MERCANTILE LLP	8825	0.04	0	0.00
46	SPRING MERCANTILE LLP	122750	0.60	0	0.00
47	SUNVIN TRADING & INVESTMENT LLP	125961	0.62	0	0.00
48	SUVARNA MARKETING LLP	11875	0.06	11875	0.06
	<b>Total</b>	<b>7863907</b>	<b>38.51</b>	<b>3865859</b>	<b>18.93</b>

*Barbary*

# TOOLS INDIA PVT.LTD.

Regd. Office : 303, Himland House, D-5, Karampura Commercial Complex,

New Delhi - 110015.

CIN: U74899DL1972PTC006391

E-mail: gopaltg@gmail.com

---

23<sup>rd</sup> March, 2020

Listing Department  
BSE Ltd.  
Phiroze Jeejeebhoy Towers  
Dalal Street  
Mumbai – 400001

Listing Department  
National Stock Exchange of India Ltd  
Exchange Plaza, 5th Floor, Plot No. C/1  
G Block, Bandra-Kurla Complex,  
Bandra (E), Mumbai - 400051

Company Code: 542684

Company Symbol: PPL

Sub: **Disclosure under Regulation 31 of Securities and Exchange Board of India  
(Substantial Acquisition of Shares and Takeovers) Regulations, 2011**

Dear Sir,

In terms of the provisions of Regulation 31 of the SEBI (Substantial Acquisition of Shares and Takeovers) Regulations, 2011, we being Promoter group of Prakash Pipes Limited hereby enclosing the details of shares of Prakash Pipes Limited held by us, pledged in the prescribed format.

This is for your information and record please.

Thanking you,

Yours faithfully,  
For **Tools India Pvt. Ltd.**



**Authorised Signatory**

Encl: (2) as above

CC To:

Prakash Pipes Ltd.  
Darjiyan Wali Gali, Rayya  
Teh.-Baba Bakala  
Amritsar– 143112 (Punjab)

**Disclosure by the Promoter(s) to the stock exchanges and to the Target Company for encumbrance of shares / invocation of encumbrance/ release of encumbrance, in terms of Regulation 31(1) and 31(2) of SEBI (Substantial Acquisition of Shares and Takeovers) Regulation, 2011**

Name of the Target Company(TC)													
PRAKASH PIPES LIMITED													
Names of the Stock Exchanges where the shares of the target company are listed													
BSE Ltd. & National Stock Exchange of India Ltd.													
Date of reporting													
Monday, March 23, 2020													
Name of the promoter or PAC on whose shares encumbrance has been created/													
TOOLS INDIA PVT. LTD.													
Details of the creation of encumbrance :													
Name of the promoter(s) or PACs with him	Promoter holding in the target company (1)		Promoter holding already encumbered (2)		Details of events pertaining to encumbrance (3)					Post event holding of encumbered shares			
	No. shares	% of total share capital	No. of shares	% of total share capital	Type of event (creation/ release/ invocation)	Date of creation/ invocation/ release of encumbrance	Type of encumbrance (pledge/ lien/ non disposal/ undetaking/ others)	Reasons for encumbrance	No. of shares	% of total share capital	Name of the entity in whose shares encumbered	No. of shares	% of total share capital
TOOLS INDIA PVT. LTD.	112612	0.55	0	0.00	Creation	14.03.2020	Pledge	Third Party Pledge	112612	0.55	Anand Rathi Global Finance Ltd.	112612	0.55

For Tools India Pvt. Ltd.

  
Authorised Signatory

Place : New Delhi  
Date : 23.03.2020

\* The details of encumbrances of residual promoters as on 01.03.2020 enclosed herewith as Annexure 1 is an extract of the data available of the Target Company

**PRAKASH PIPES LIMITED**  
**Details of encumbrance of residual promoters as on 14.03.2020**

Sr. No.	Name of the Shareholder	Total shares held		Shares pledged or otherwise encumbered	
		No. of shares held	As a % of total share capital	No. of shares held	As a % of total share capital
1	VED PRAKASH AGARWAL	65860	0.32	0	0.00
2	VED PRAKASH AGARWAL HUF	276079	1.35	28673	0.14
3	MOHINI AGARWAL	127482	0.62	127482	0.62
4	VIKRAM AGARWAL	50812	0.25	50812	0.25
5	KANHA AGARWAL	11039	0.05	0	0.00
6	AIRCON SYSTEMS (INDIA) PVT. LTD.	0	0.00	0	0.00
7	AMBROSIA COMMERCE PVT LTD.	242062	1.19	242062	1.19
8	DHRUV COMMERCE PVT LTD	39312	0.19	1750	0.01
9	ESSENTIAL ELECTRONICS PVT LTD.	74662	0.37	74642	0.37
10	EVERSHINE MERCANTILE PVT.LTD.	240212	1.18	240212	1.18
11	EXCEL FINCAP PVT LTD.	12766	0.06	12766	0.06
12	FOCUS SECURITIES & CREDITS PVT. LTD.	182500	0.89	182500	0.89
13	FOUR WINGS MARKETING PVT. LTD.	50212	0.25	37500	0.18
14	GMK BUILDERS PVT LTD.	1020598	5.00	310750	1.52
15	GOEL CONTAINERS PVT LTD	172335	0.84	172335	0.84
16	HISSAR TUBES PVT. LTD.	168751	0.83	81251	0.40
17	HI-TECH MERCANTILE (INDIA) PVT LTD.	375086	1.84	308750	1.51
18	NEW ERA COMMERCE & SECURITIES PVT. LTD.	26998	0.13	26998	0.13
19	OCEAN ISPAT PVT. LTD.	37500	0.18	37500	0.18
20	PAREEK OVERSEAS PVT LTD.	150013	0.73	0	0.00
21	PRAKASH CAPITAL SERVICES LTD.	188558	0.92	188558	0.92
22	PRAKASH INDUSTRIAL FINANCE LTD.	113118	0.55	113118	0.55
23	PREMIER FINCAP PVT. LTD.	99125	0.49	3250	0.02
24	PRIMENET GLOBAL LTD.	409872	2.01	0	0.00
25	PRIME MERCANTILE PVT LTD.	462682	2.27	0	0.00
26	PROSPERO SECURITIES PVT LTD.	76475	0.37	76475	0.37
27	ROURKELA STEEL PVT LTD.	178391	0.87	61325	0.30
28	SAMYAK SECURITIES PVT LTD	187500	0.92	187500	0.92
29	SHREE LABH LAKSHMI CAPITAL SERVICES PVT. LTD.	288933	1.42	288933	1.42
30	SPRING MERCANTILE PVT LTD.	12362	0.06	0	0.00
31	STYLE LEASING & FINANCE PVT LTD.	139300	0.68	139300	0.68
32	SUNVIN TRADING & INVESTMENT PVT LTD.	30289	0.15	0	0.00
33	TECHDRIVE SOFTWARE LTD.	144443	0.71	0	0.00
34	UNITY MERCANTILE PVT LTD.	31446	0.15	31446	0.15
35	VANSHI FARMS PVT LTD.	758494	3.71	0	0.00
36	VISION MERCANTILE PVT LTD.	270837	1.33	65860	0.32
37	WELTER SECURITIES LTD.	625833	3.07	592083	2.90
38	CHAIBASA STEEL LLP	31250	0.15	31250	0.15
39	DHRUV COMMERCE LLP	183375	0.90	107542	0.53
40	ESSENTIAL ELECTRONICS LLP	37763	0.18	0	0.00
41	EVERSHINE MERCANTILE LLP	0	0.00	0	0.00
42	FOUR WINGS MARKETING LLP	0	0.00	0	0.00
43	HISSAR TUBES LLP	0	0.00	0	0.00
44	PREMIER FINCAP LLP	56310	0.28	0	0.00
45	SHIKHA MERCANTILE LLP	8825	0.04	0	0.00
46	SPRING MERCANTILE LLP	122750	0.60	0	0.00
47	SUNVIN TRADING & INVESTMENT LLP	125961	0.62	0	0.00
48	SUVARNA MARKETING LLP	11875	0.06	11875	0.06
	<b>Total</b>	<b>7920046</b>	<b>38.79</b>	<b>3834498</b>	<b>18.78</b>

*As per*

# **FOURWINGS MARKETING PVT. LTD.**

Regd. Office : 303, Himland House, D-5, Karampura Commercial Complex,  
New Delhi - 110015.

CIN NO. U74899DL1994PTC058878

23<sup>rd</sup> March, 2020

Listing Department  
BSE Ltd.  
Phiroze Jeejeebhoy Towers  
Dalal Street  
Mumbai – 400001

Company Code: 542684

Listing Department  
National Stock Exchange of India Ltd  
Exchange Plaza, 5th Floor, Plot No. C/1  
G Block, Bandra-Kurla Complex,  
Bandra (E), Mumbai - 400051

Company Symbol: PPL

**Sub: Disclosure under Regulation 31 of Securities and Exchange Board of India  
(Substantial Acquisition of Shares and Takeovers) Regulations, 2011**

Dear Sir,

In terms of the provisions of Regulation 31 of the SEBI (Substantial Acquisition of Shares and Takeovers) Regulations, 2011, we being Promoter group of Prakash Pipes Limited hereby enclosing the details of shares of Prakash Pipes Limited held by us, pledged in the prescribed format.

This is for your information and record please.

Thanking you,

Yours faithfully,  
For **Four Wings Marketing Pvt. Limited**



**Authorised Signatory**

Encl: (2) as above

CC To:

Prakash Pipes Ltd.  
Darjiyan Wali Gali, Rayya  
Teh.-Baba Bakala  
Amritsar– 143112 (Punjab).

**Disclosure by the Promoter(s) to the stock exchanges and to the Target Company for encumbrance of shares / invocation of encumbrance/ release of encumbrance, in terms of Regulation 31(1) and 31(2) of SEBI (Substantial Acquisition of Shares and Takeovers) Regulation, 2011**

Name of the Target Company(TC)		PRAKASH PIPES LIMITED											
Names of the Stock Exchanges where the shares of the target company are listed		BSE Ltd. & National Stock Exchange of India Ltd.											
Date of reporting		Monday, March 23, 2020											
Name of the promoter or PAC on whose shares encumbrance has been created/		FOURWINGS MARKETING PVT. LTD.											
Details of the creation of encumbrance :		Details of events pertaining to encumbrance (3)											
Name of the promoter(s) or PACs with him	Promoter holding in the target company (1)	Promoter holding already encumbered (2)	Details of events pertaining to encumbrance (3)										Post event holding of encumbered shares
			No. shares	% of total share capital	No. of shares	% of total share capital	Type of event (creation/ release/ invocation)	Date of creation/ invocation/ release of encumbrance	Type of encumbrance (pledge/ lien/ non disposal/ undetaking/ others)	Reasons for encumbrance	No. shares	% of total share capital	
FOURWINGS MARKETING PVT. LTD.	37500	0.18	0	0.00	Creation	14.03.2020	Pledge	Third Party Pledge	37500	0.18	Anand Rathi Global Finance Ltd.	37500	0.18

For Fourwings Marketing Pvt. Ltd.

  
Authorised Signatory

Place : New Delhi  
Date : 23.03.2020

\* The details of encumbrances of residual promoters as on 01.03.2020 enclosed herewith as Annexure 1 is an extract of the data available of the Target Company

**PRAKASH PIPES LIMITED**  
**Details of encumbrance of residual promoters as on 14.03.2020**

Sr. No.	Name of the Shareholder	Total shares held		Shares pledged or otherwise encumbered	
		No. of shares held	As a % of total share capital	No. of shares held	As a % of total share capital
1	VED PRAKASH AGARWAL	65860	0.32	0	0.00
2	VED PRAKASH AGARWAL HUF	276079	1.35	28673	0.14
3	MOHINI AGARWAL	127482	0.62	127482	0.62
4	VIKRAM AGARWAL	50812	0.25	50812	0.25
5	KANHA AGARWAL	11039	0.05	0	0.00
6	AIRCON SYSTEMS (INDIA) PVT. LTD.	0	0.00	0	0.00
7	AMBROSIA COMMERCE PVT LTD.	242062	1.19	242062	1.19
8	DHRUV COMMERCE PVT LTD	39312	0.19	1750	0.01
9	ESSENTIAL ELECTRONICS PVT LTD.	74662	0.37	74642	0.37
10	EVERSHINE MERCANTILE PVT.LTD.	240212	1.18	240212	1.18
11	EXCEL FINCAP PVT LTD.	12766	0.06	12766	0.06
12	FOCUS SECURITIES & CREDITS PVT. LTD.	182500	0.89	182500	0.89
13	GMK BUILDERS PVT LTD.	1020598	5.00	310750	1.52
14	GOEL CONTAINERS PVT LTD	172335	0.84	172335	0.84
15	HISSAR TUBES PVT. LTD.	168751	0.83	81251	0.40
16	HI-TECH MERCANTILE (INDIA) PVT LTD.	375086	1.84	308750	1.51
17	NEW ERA COMMERCE & SECURITIES PVT. LTD.	26998	0.13	26998	0.13
18	OCEAN ISPAT PVT. LTD.	37500	0.18	37500	0.18
19	PAREEK OVERSEAS PVT LTD.	150013	0.73	0	0.00
20	PRAKASH CAPITAL SERVICES LTD.	188558	0.92	188558	0.92
21	PRAKASH INDUSTRIAL FINANCE LTD.	113118	0.55	113118	0.55
22	PREMIER FINCAP PVT. LTD.	99125	0.49	3250	0.02
23	PRIMENET GLOBAL LTD.	409872	2.01	0	0.00
24	PRIME MERCANTILE PVT LTD.	462682	2.27	0	0.00
25	PROSPERO SECURITIES PVT LTD.	76475	0.37	76475	0.37
26	ROURKELA STEEL PVT LTD.	178391	0.87	61325	0.30
27	SAMYAK SECURITIES PVT LTD	187500	0.92	187500	0.92
28	SHREE LABH LAKSHMI CAPITAL SERVICES PVT. LTD.	288933	1.42	288933	1.42
29	SPRING MERCANTILE PVT LTD.	12362	0.06	0	0.00
30	STYLE LEASING & FINANCE PVT LTD.	139300	0.68	139300	0.68
31	SUNVIN TRADING & INVESTMENT PVT LTD.	30289	0.15	0	0.00
32	TECHDRIVE SOFTWARE LTD.	144443	0.71	0	0.00
33	TOOLS INDIA PVT LLTD	112612	0.55	112612	0.55
34	UNITY MERCANTILE PVT LTD.	31446	0.15	31446	0.15
35	VANSHI FARMS PVT LTD.	758494	3.71	0	0.00
36	VISION MERCANTILE PVT LTD.	270837	1.33	65860	0.32
37	WELTER SECURITIES LTD.	625833	3.07	592083	2.90
38	CHAIBASA STEEL LLP	31250	0.15	31250	0.15
39	DHRUV COMMERCE LLP	183375	0.90	107542	0.53
40	ESSENTIAL ELECTRONICS LLP	37763	0.18	0	0.00
41	EVERSHINE MERCANTILE LLP	0	0.00	0	0.00
42	FOUR WINGS MARKETING LLP	0	0.00	0	0.00
43	HISSAR TUBES LLP	0	0.00	0	0.00
44	PREMIER FINCAP LLP	56310	0.28	0	0.00
45	SHIKHA MERCANTILE LLP	8825	0.04	0	0.00
46	SPRING MERCANTILE LLP	122750	0.60	0	0.00
47	SUNVIN TRADING & INVESTMENT LLP	125961	0.62	0	0.00
48	SUVARNA MARKETING LLP	11875	0.06	11875	0.06
	<b>Total</b>	<b>7982446</b>	<b>39.09</b>	<b>3909610</b>	<b>19.15</b>

*Ashu*

# Excel Fincap Private Limited

Regd. Office :-

303, Himland House, D-5,  
Karampura Commercial Complex,  
New Delhi - 110015

Corp. Office :-

4/40, Shivaji Nagar,  
Gurgaon - 122005  
Haryana

CIN NO. U74899DL1995PTC066200

23<sup>rd</sup> March, 2020

Listing Department  
BSE Ltd.  
Phiroze Jeejeebhoy Towers  
Dalal Street  
Mumbai – 400001

Company Code: 542684

Listing Department  
National Stock Exchange of India Ltd  
Exchange Plaza, 5th Floor, Plot No. C/1  
G Block, Bandra-Kurla Complex,  
Bandra (E), Mumbai - 400051

Company Symbol: PPL

Sub: **Disclosure under Regulation 31 of Securities and Exchange Board of India  
(Substantial Acquisition of Shares and Takeovers) Regulations, 2011**

Dear Sir,

In terms of the provisions of Regulation 31 of the SEBI (Substantial Acquisition of Shares and Takeovers) Regulations, 2011, we being Promoter group of Prakash Pipes Limited hereby enclosing the details of shares of Prakash Pipes Limited held by us, pledged in the prescribed format.

This is for your information and record please.

Thanking you,

Yours faithfully,  
For Excel Fincap Pvt. Ltd.



Authorised Signatory

Encl: (2) as above

CC To:

Prakash Pipes Ltd.  
Darjiyan Wali Gali, Rayya  
Teh.-Baba Bakala  
Amritsar– 143112 (Punjab).



**Disclosure by the Promoter(s) to the stock exchanges and to the Target Company for encumbrance of shares / Invocation of encumbrance/ release of encumbrance, in terms of Regulation 31(1) and 31(2) of SEBI (Substantial Acquisition of Shares and Takeovers) Regulation, 2011**

Name of the Target Company(TC)		PRAKASH PIPES LIMITED												
Names of the Stock Exchanges where the shares of the target company are listed		BSE Ltd. & National Stock Exchange of India Ltd.												
Date of reporting		Monday, March 23, 2020												
Name of the promoter or PAC on whose shares encumbrance has been created/		EXCEL FINCAP PVT. LTD.												
Details of the creation of encumbrance :		Details of events pertaining to encumbrance (3)												
Name of the promoter(s) or PACs with him	Promoter holding in the target company (1)	Promoter holding already encumbered (2)	Details of events pertaining to encumbrance (3)											
			No. shares	% of total share capital	No. of shares	% of total share capital	Type of event (creation/ release/ invocation)	Date creation/ invocation release encumbrance	Type of encumbrance (pledge/ lien/ ice of non disposal undetaking/ others)	Reasons for encumbrance	No. shares	% of total share capital	Name of the entity in whose shares encumbered	No. shares
EXCEL FINCAP PVT. LTD.	12766	0.06	0	0.00	Creation	14.03.2020	Pledge	Third Party Pledge	12766	0.06	0.06	Anand Rathi Global Finance Ltd.	12766	0.06

For Excel Fincap Pvt. Ltd.



Authorised Signatory

Place : New Delhi

Date : 23.03.2020

\* The details of encumbrances of residual promoters as on 01.03.2020 enclosed herewith as Annexure 1 is an extract of the data available of the Target Company

**PRAKASH PIPES LIMITED**  
**Details of encumbrance of residual promoters as on 14.03.2020**

Sr. No.	Name of the Shareholder	Total shares held		Shares pledged or otherwise encumbered	
		No. of shares held	As a % of total share capital	No. of shares held	As a % of total share capital
1	VED PRAKASH AGARWAL	65860	0.32	0	0.00
2	VED PRAKASH AGARWAL HUF	276079	1.35	28673	0.14
3	MOHINI AGARWAL	127482	0.62	127482	0.62
4	VIKRAM AGARWAL	50812	0.25	50812	0.25
5	KANHA AGARWAL	11039	0.05	0	0.00
6	AIRCON SYSTEMS (INDIA) PVT. LTD.	0	0.00	0	0.00
7	AMBROSIA COMMERCE PVT LTD.	242062	1.19	242062	1.19
8	DHRUV COMMERCE PVT LTD	39312	0.19	1750	0.01
9	ESSENTIAL ELECTRONICS PVT LTD.	74662	0.37	74642	0.37
10	EVERSHINE MERCANTILE PVT.LTD.	240212	1.18	240212	1.18
11	FOCUS SECURITIES & CREDITS PVT. LTD.	182500	0.89	182500	0.89
12	FOUR WINGS MARKETING PVT. LTD.	50212	0.25	37500	0.18
13	GMK BUILDERS PVT LTD.	1020598	5.00	310750	1.52
14	GOEL CONTAINERS PVT LTD	172335	0.84	172335	0.84
15	HISSAR TUBES PVT. LTD.	168751	0.83	81251	0.40
16	HI-TECH MERCANTILE (INDIA) PVT LTD.	375086	1.84	308750	1.51
17	NEW ERA COMMERCE & SECURITIES PVT. LTD.	26998	0.13	26998	0.13
18	OCEAN ISPAT PVT. LTD.	37500	0.18	37500	0.18
19	PAREEK OVERSEAS PVT LTD.	150013	0.73	0	0.00
20	PRAKASH CAPITAL SERVICES LTD.	188558	0.92	188558	0.92
21	PRAKASH INDUSTRIAL FINANCE LTD.	113118	0.55	113118	0.55
22	PREMIER FINCAP PVT. LTD.	99125	0.49	3250	0.02
23	PRIMENET GLOBAL LTD.	409872	2.01	0	0.00
24	PRIME MERCANTILE PVT LTD.	462682	2.27	0	0.00
25	PROSPERO SECURITIES PVT LTD.	76475	0.37	76475	0.37
26	ROURKELA STEEL PVT LTD.	178391	0.87	61325	0.30
27	SAMYAK SECURITIES PVT LTD	187500	0.92	187500	0.92
28	SHREE LABH LAKSHMI CAPITAL SERVICES PVT. LTD.	288933	1.42	288933	1.42
29	SPRING MERCANTILE PVT LTD.	12362	0.06	0	0.00
30	STYLE LEASING & FINANCE PVT LTD.	139300	0.68	139300	0.68
31	SUNVIN TRADING & INVESTMENT PVT LTD.	30289	0.15	0	0.00
32	TECHDRIVE SOFTWARE LTD.	144443	0.71	0	0.00
33	TOOLS INDIA PVT LLTD	112612	0.55	112612	0.55
34	UNITY MERCANTILE PVT LTD.	31446	0.15	31446	0.15
35	VANSHI FARMS PVT LTD.	758494	3.71	0	0.00
36	VISION MERCANTILE PVT LTD.	270837	1.33	65860	0.32
37	WELTER SECURITIES LTD.	625833	3.07	592083	2.90
38	CHAIBASA STEEL LLP	31250	0.15	31250	0.15
39	DHRUV COMMERCE LLP	183375	0.90	107542	0.53
40	ESSENTIAL ELECTRONICS LLP	37763	0.18	0	0.00
41	EVERSHINE MERCANTILE LLP	0	0.00	0	0.00
42	FOUR WINGS MARKETING LLP	0	0.00	0	0.00
43	HISSAR TUBES LLP	0	0.00	0	0.00
44	PREMIER FINCAP LLP	56310	0.28	0	0.00
45	SHIKHA MERCANTILE LLP	8825	0.04	0	0.00
46	SPRING MERCANTILE LLP	122750	0.60	0	0.00
47	SUNVIN TRADING & INVESTMENT LLP	125961	0.62	0	0.00
48	SUVARNA MARKETING LLP	11875	0.06	11875	0.06
	<b>Total</b>	<b>8019892</b>	<b>39.28</b>	<b>3934344</b>	<b>19.27</b>

*Ravish*

# Prospero Securities Pvt.Ltd.

Regd. Office: 303, Himland House, D-5, Karampura Commercial Complex,  
New Delhi - 110015,

CIN NO. U74899DL1991PTC044935

Email Id: gopaltg@gmail.com

---

23<sup>rd</sup> March, 2020

Listing Department  
BSE Ltd.  
Phiroze Jeejeebhoy Towers  
Dalal Street  
Mumbai – 400001

Listing Department  
National Stock Exchange of India Ltd  
Exchange Plaza, 5th Floor, Plot No. C/1  
G Block, Bandra-Kurla Complex,  
Bandra (E), Mumbai - 400051

Company Code: 542684

Company Symbol: PPL

Sub: **Disclosure under Regulation 31 of Securities and Exchange Board of India  
(Substantial Acquisition of Shares and Takeovers) Regulations, 2011**

Dear Sir,

In terms of the provisions of Regulation 31 of the SEBI (Substantial Acquisition of Shares and Takeovers) Regulations, 2011, we being Promoter group of Prakash Pipes Limited hereby enclosing the details of shares of Prakash Pipes Limited held by us, pledged in the prescribed format.

This is for your information and record please.

Thanking you,

Yours faithfully,  
For **Prospero Securities Pvt. Limited**



**Authorised Signatory**

Encl: (2) as above

CC To:

Prakash Pipes Ltd.  
Darjiyan Wali Gali, Rayya  
Teh.-Baba Bakala  
Amritsar– 143112 (Punjab).

**Disclosure by the Promoter(s) to the stock exchanges and to the Target Company for encumbrance of shares / invocation of encumbrance/ release of encumbrance, in terms of Regulation 31(1) and 31(2) of SEBI (Substantial Acquisition of Shares and Takeovers) Regulation, 2011**

Name of the Target Company(TC)		PRAKASH PIPES LIMITED													
Names of the Stock Exchanges where the shares of the target company are listed		BSE Ltd. & National Stock Exchange of India Ltd.													
Date of reporting		Date : 23.03.2020													
Name of the promoter or PAC on whose shares encumbrance has been created/		PROSPERO SECURITIES PVT. LTD.													
Details of the creation of encumbrance :		Details of events pertaining to encumbrance (3)													
Name of the promoter(s) or PACs with him	Promoter holding in the target company (1)	Promoter holding already encumbered (2)	No. of shares	% of total share capital	No. of shares	% of total share capital	Type of event (creation/ release/ invocation)	Date of creation/ invocation release of encumbrance	Type of encumbrance (pledge/ lien/ non disposal undetaking/ others)	Reasons for encumbrance	No. of shares	% of total share capital	Name of the entity in whose shares encumbered	Post event holding of encumbered shares	
														No. of shares	% of total share capital
PROSPERO SECURITIES PVT. LTD.	76475	0.37	10750	0.05	10750	0.05	Creation	14.03.2020	Pledge	Third Party Pledge	65725	0.32	Anand Rathi (Global Finance Ltd.	76475	0.37

For Prospero Securities Pvt. Ltd.

  
Authorised Signatory

Place : New Delhi  
Date : 23.03.2020

\* The details of encumbrances of residual promoters as on 01.03.2020 enclosed herewith as Annexure 1 is an extract of the data available of the Target Company

**PRAKASH PIPES LIMITED**  
**Details of encumbrance of residual promoters as on 14.03.2020**

Sr. No.	Name of the Shareholder	Total shares held		Shares pledged or otherwise encumbered	
		No. of shares held	As a % of total share capital	No. of shares held	As a % of total share capital
1	VED PRAKASH AGARWAL	65860	0.32	0	0.00
2	VED PRAKASH AGARWAL HUF	276079	1.35	28673	0.14
3	MOHINI AGARWAL	127482	0.62	127482	0.62
4	VIKRAM AGARWAL	50812	0.25	50812	0.25
5	KANHA AGARWAL	11039	0.05	0	0.00
6	AIRCON SYSTEMS (INDIA) PVT. LTD.	0	0.00	0	0.00
7	AMBROSIA COMMERCE PVT LTD.	242062	1.19	242062	1.19
8	DHRUV COMMERCE PVT LTD	39312	0.19	1750	0.01
9	ESSENTIAL ELECTRONICS PVT LTD.	74662	0.37	74642	0.37
10	EVERSHINE MERCANTILE PVT.LTD.	240212	1.18	240212	1.18
11	EXCEL FINCAP PVT LTD.	12766	0.06	12766	0.06
12	FOCUS SECURITIES & CREDITS PVT. LTD.	182500	0.89	182500	0.89
13	FOUR WINGS MARKETING PVT. LTD.	50212	0.25	37500	0.18
14	GMK BUILDERS PVT LTD.	1020598	5.00	310750	1.52
15	GOEL CONTAINERS PVT LTD	172335	0.84	172335	0.84
16	HISSAR TUBES PVT. LTD.	168751	0.83	81251	0.40
17	HI-TECH MERCANTILE (INDIA) PVT LTD.	375086	1.84	308750	1.51
18	NEW ERA COMMERCE & SECURITIES PVT. LTD.	26998	0.13	26998	0.13
19	OCEAN ISPAT PVT. LTD.	37500	0.18	37500	0.18
20	PAREEK OVERSEAS PVT LTD.	150013	0.73	0	0.00
21	PRAKASH CAPITAL SERVICES LTD.	188558	0.92	188558	0.92
22	PRAKASH INDUSTRIAL FINANCE LTD.	113118	0.55	113118	0.55
23	PREMIER FINCAP PVT. LTD.	99125	0.49	3250	0.02
24	PRIMENET GLOBAL LTD.	409872	2.01	0	0.00
25	PRIME MERCANTILE PVT LTD.	462682	2.27	0	0.00
26	ROURKELA STEEL PVT LTD.	178391	0.87	61325	0.30
27	SAMYAK SECURITIES PVT LTD	187500	0.92	187500	0.92
28	SHREE LABH LAKSHMI CAPITAL SERVICES PVT. LTD.	288933	1.42	288933	1.42
29	SPRING MERCANTILE PVT LTD.	12362	0.06	0	0.00
30	STYLE LEASING & FINANCE PVT LTD.	139300	0.68	139300	0.68
31	SUNVIN TRADING & INVESTMENT PVT LTD.	30289	0.15	0	0.00
32	TECHDRIVE SOFTWARE LTD.	144443	0.71	0	0.00
33	TOOLS INDIA PVT LLTD	112612	0.55	112612	0.55
34	UNITY MERCANTILE PVT LTD.	31446	0.15	31446	0.15
35	VANSHI FARMS PVT LTD.	758494	3.71	0	0.00
36	VISION MERCANTILE PVT LTD.	270837	1.33	65860	0.32
37	WELTER SECURITIES LTD.	625833	3.07	592083	2.90
38	CHAIBASA STEEL LLP	31250	0.15	31250	0.15
39	DHRUV COMMERCE LLP	183375	0.90	107542	0.53
40	ESSENTIAL ELECTRONICS LLP	37763	0.18	0	0.00
41	EVERSHINE MERCANTILE LLP	0	0.00	0	0.00
42	FOUR WINGS MARKETING LLP	0	0.00	0	0.00
43	HISSAR TUBES LLP	0	0.00	0	0.00
44	PREMIER FINCAP LLP	56310	0.28	0	0.00
45	SHIKHA MERCANTILE LLP	8825	0.04	0	0.00
46	SPRING MERCANTILE LLP	122750	0.60	0	0.00
47	SUNVIN TRADING & INVESTMENT LLP	125961	0.62	0	0.00
48	SUVARNA MARKETING LLP	11875	0.06	11875	0.06
	<b>Total</b>	<b>7956183</b>	<b>38.97</b>	<b>3870635</b>	<b>18.96</b>

*Asan*

# Ocean Ispat Pvt. Ltd.

Regd. Off. : N, 3rd Floor, Old Delhi Road, Golden Jubilee Plaza, Gurgaon-122001  
CIN NO. U74899HR1994PTC038759  
E-mail: nkchaturvedi1960@gmail.com

---

23<sup>rd</sup> March, 2020

Listing Department  
BSE Ltd.  
Phiroze Jeejeebhoy Towers  
Dalal Street  
Mumbai – 400001

Listing Department  
National Stock Exchange of India Ltd  
Exchange Plaza, 5th Floor, Plot No. C/1  
G Block, Bandra-Kurla Complex,  
Bandra (E), Mumbai - 400051

Company Code: 542684

Company Symbol: PPL

**Sub: Disclosure under Regulation 31 of Securities and Exchange Board of India  
(Substantial Acquisition of Shares and Takeovers) Regulations, 2011**

Dear Sir,

In terms of the provisions of Regulation 31 of the SEBI (Substantial Acquisition of Shares and Takeovers) Regulations, 2011, we being Promoter group of Prakash Pipes Limited hereby enclosing the details of shares of Prakash Pipes Limited held by us, pledged in the prescribed format.

This is for your information and record please.

Thanking you,

Yours faithfully,  
For **Ocean Ispat Pvt. Ltd.**



**Authorised Signatory**

Encl: (2) as above

CC To:

Prakash Pipes Ltd.  
Darjiyan Wali Gali, Rayya,  
Teh.-Baba Bakala,  
Amritsar– 143112 (Punjab)

**Disclosure by the Promoter(s) to the stock exchanges and to the Target Company for encumbrance of shares / invocation of encumbrance/ release of encumbrance, in terms of Regulation 31(1) and 31(2) of SEBI (Substantial Acquisition of Shares and Takeovers) Regulation, 2011**

Name of the Target Company(TC)		PRAKASH PIPES LIMITED											
Names of the Stock Exchanges where the shares of the target company are listed		BSE Ltd. & National Stock Exchange of India Ltd.											
Date of reporting		Monday, March 23, 2020											
Name of the promoter or PAC on whose shares encumbrance has been created/		OCEAN ISPAT PVT. LTD.											
Details of the creation of encumbrance :		Details of events pertaining to encumbrance (3)											
Name of the promoter(s) or PACs with him	Promoter holding in the target company (1)	Promoter holding already encumbered (2)	No. of shares	% of total share capital	Type of event (creation/ release/ invocation)	Date of creation/ invocation release of encumbrance	Type of encumbrance (pledge/ lien/ non disposal undetaking/ others)	Reasons for encumbrance	No. of shares	% of total share capital	Name of the entity in whose favour shares are encumbered	Post event holding of encumbered shares	
												No. of shares	% of total share capital
OCEAN ISPAT PVT. LTD.	37500	0	0.18	0.00	Creation	14.03.2020	Pledge	Third Party Pledge	37500	0.18	Anand Rathi Global Finance Ltd.	37500	0.18

For Ocean Ispat Pvt. Ltd.

*Anil Kumar*

Authorised Signatory

Place : New Delhi  
Date : 23.03.2020

\* The details of encumbrances of residual promoters as on 01.03.2020 enclosed herewith as Annexure 1 is an extract of the data available of the Target Company

**PRAKASH PIPES LIMITED**  
**Details of encumbrance of residual promoters as on 14.03.2020**

Sr. No.	Name of the Shareholder	Total shares held		Shares pledged or otherwise encumbered	
		No. of shares held	As a % of total share capital	No. of shares held	As a % of total share capital
1	VED PRAKASH AGARWAL	65860	0.32	0	0.00
2	VED PRAKASH AGARWAL HUF	276079	1.35	28673	0.14
3	MOHINI AGARWAL	127482	0.62	127482	0.62
4	VIKRAM AGARWAL	50812	0.25	50812	0.25
5	KANHA AGARWAL	11039	0.05	0	0.00
6	AIRCON SYSTEMS (INDIA) PVT. LTD.	0	0.00	0	0.00
7	AMBROSIA COMMERCE PVT LTD.	242062	1.19	242062	1.19
8	DHRUV COMMERCE PVT LTD	39312	0.19	1750	0.01
9	ESSENTIAL ELECTRONICS PVT LTD.	74662	0.37	74642	0.37
10	EVERSHINE MERCANTILE PVT.LTD.	240212	1.18	240212	1.18
11	EXCEL FINCAP PVT LTD.	12766	0.06	12766	0.06
12	FOCUS SECURITIES & CREDITS PVT. LTD.	182500	0.89	182500	0.89
13	FOUR WINGS MARKETING PVT. LTD.	50212	0.25	37500	0.18
14	GMK BUILDERS PVT LTD.	1020598	5.00	310750	1.52
15	GOEL CONTAINERS PVT LTD	172335	0.84	172335	0.84
16	HISSAR TUBES PVT. LTD.	168751	0.83	81251	0.40
17	HI-TECH MERCANTILE (INDIA) PVT LTD.	375086	1.84	308750	1.51
18	NEW ERA COMMERCE & SECURITIES PVT. LTD.	26998	0.13	26998	0.13
19	PAREEK OVERSEAS PVT LTD.	150013	0.73	0	0.00
20	PRAKASH CAPITAL SERVICES LTD.	188558	0.92	188558	0.92
21	PRAKASH INDUSTRIAL FINANCE LTD.	113118	0.55	113118	0.55
22	PREMIER FINCAP PVT. LTD.	99125	0.49	3250	0.02
23	PRIMENET GLOBAL LTD.	409872	2.01	0	0.00
24	PRIME MERCANTILE PVT LTD.	462682	2.27	0	0.00
25	PROSPERO SECURITIES PVT LTD.	76475	0.37	76475	0.37
26	ROURKELA STEEL PVT LTD.	178391	0.87	61325	0.30
27	SAMYAK SECURITIES PVT LTD	187500	0.92	187500	0.92
28	SHREE LABH LAKSHMI CAPITAL SERVICES PVT. LTD.	288933	1.42	288933	1.42
29	SPRING MERCANTILE PVT LTD.	12362	0.06	0	0.00
30	STYLE LEASING & FINANCE PVT LTD.	139300	0.68	139300	0.68
31	SUNVIN TRADING & INVESTMENT PVT LTD.	30289	0.15	0	0.00
32	TECHDRIVE SOFTWARE LTD.	144443	0.71	0	0.00
33	TOOLS INDIA PVT LLTD	112612	0.55	112612	0.55
34	UNITY MERCANTILE PVT LTD.	31446	0.15	31446	0.15
35	VANSHI FARMS PVT LTD.	758494	3.71	0	0.00
36	VISION MERCANTILE PVT LTD.	270837	1.33	65860	0.32
37	WELTER SECURITIES LTD.	625833	3.07	592083	2.90
38	CHAIBASA STEEL LLP	31250	0.15	31250	0.15
39	DHRUV COMMERCE LLP	183375	0.90	107542	0.53
40	ESSENTIAL ELECTRONICS LLP	37763	0.18	0	0.00
41	EVERSHINE MERCANTILE LLP	0	0.00	0	0.00
42	FOUR WINGS MARKETING LLP	0	0.00	0	0.00
43	HISSAR TUBES LLP	0	0.00	0	0.00
44	PREMIER FINCAP LLP	56310	0.28	0	0.00
45	SHIKHA MERCANTILE LLP	8825	0.04	0	0.00
46	SPRING MERCANTILE LLP	122750	0.60	0	0.00
47	SUNVIN TRADING & INVESTMENT LLP	125961	0.62	0	0.00
48	SUVARNA MARKETING LLP	11875	0.06	11875	0.06
	<b>Total</b>	<b>7995158</b>	<b>39.16</b>	<b>3909610</b>	<b>19.15</b>

*Aj K Parde,*