



10<sup>th</sup> March 2021

Listing Department  
**National Stock Exchange of India Limited**  
Exchange Plaza, Bandra Kurla Complex  
Bandra (East), Mumbai – 400 051

Dept. of Corporate Service  
**BSE Limited**  
P. J. Towers, Dalal Street  
Mumbai – 400 001

NSE Symbol: **RENUKA**

BSE Scrip Code: **532670**

**Sub: Regulation 29 of SEBI (Substantial Acquisition of Shares and Takeover) Regulations, 2011 read with Reg. 7(3) of SEBI (Prohibition of Insider Trading) Regulations, 2015**

Dear Sir/Madam,

Please find enclosed disclosure pursuant to Regulation 29(2) of SEBI (Substantial Acquisition of Shares and Takeovers) Regulations, 2011 read with Reg. 7(3) of SEBI (Prohibition of Insider Trading) Regulations, 2015, with respect to intimation dated 9<sup>th</sup> March 2021 received from IDBI Bank for sale of 4,29,91,276 (2.02%) equity shares of Shree Renuka Sugars Limited in the open market.

We request you to take the above information on record.

Thanking you,

Yours faithfully,  
For **Shree Renuka Sugars Limited**

Deepak Manerikar  
**Company Secretary**

Encl.: As above

**Shree Renuka Sugars Limited**

**Corporate Office:** 7<sup>th</sup> Floor • Devchand House • Shiv Sagar Estate • Dr. Annie Besant Road • Worli Mumbai 400 018 • Maharashtra • India

**P** +91 22 2497 7744/4001 1400 **F** +91 22 2497 7747 **E** info@renukasugars.com

**Registered Office:** 2nd / 3rd Floor, Kanakshree Arcade, CTS No. 10634, JNMC Road, Nehru Nagar, Po: Belagavi- 590 010 • Karnataka • India

**P** +91 831 2404000 **F** +91 831 2404961

**W** www.renukasugars.com • Corporate Identification No.: L01542KA1995PLC019046

संदर्भ सं. 237/TBO/2020-21

March 09, 2021

The Company Secretary, SHREE RENUKA SUGARS LIMITED 2nd & 3rd Floor, Kanakashree Arcade, CTS No. 10634, JNMC Road, Nehru Nagar, Belgaum, <u>Karnataka- 590010.</u>	The Director, Bombay Stock Exchange Phiroze Jeejeebhoy Towers, Dalal Street, <u>Mumbai – 400 001.</u>	The Director National Stock Exchange Ltd., Exchange Plaza, Plot No. C/1, G Block, Bandra-Kurla complex, Bandra (E), <u>Mumbai – 400 051.</u>
--	---	--

प्रियमहोदय/Dear Sir,


सेबी (शेयरों का पर्याप्त अर्जन एवं अधिग्रह) विनियमन 2011के विनियमन 29 (2) & (3) तथा सेबी (भेदिया कारोबार का निषेध) विनियमन 2015 के विनियमन 7 (3) के तहतप्र कटीकरण

**Disclosure under Regulation 29 (2) & (3) of SEBI (Substantial Acquisition of Shares and Takeovers) Regulations, 2011 and Regulation No.7 (3) of SEBI (Prohibition of Insider Trading) Regulations, 2015**

In terms of the above Regulations, we hereby disclose the details of shares sold of SHREE RENUKA SUGARS LIMITED as per details given in Annexure:

Particulars of sale	Number	% w.r.t. total paid up capital of Target Company
बिक्री से पूर्व शेयर / Shares before sale	18,19,69,219	8.55%
बेचे गये शेयर / Shares sold from 09/04/2018 to 08/03/2021	4,29,91,276	2.02%
बिक्री के बाद शेयर / Shares after sale	13,89,77,943	6.53%

Signature of Authorised Signatory


  
(श्री. मनिंद खांडेकर)

उप महा प्रबंधक

AP

## Disclosure under Regulation 29 (2) of SEBI (Substantial Acquisition of Shares and Takeovers) Regulations, 2011

1	Name of the Target Company (TC)	SHREE RENUKA SUGARS LIMITED		
2	Name(s) of the acquirer and Persons Acting in Concert (PAC) with the acquirer	Seller: IDBI Bank Limited		
3	Whether the acquirer belongs to Promoter/ Promoter Group	Seller: No		
4	Name(s) of the Stock Exchange(s) where the shares of TC are listed	BSE & NSE		
5		Number	% w.r.t. total share/voting capital wherever applicable	% w.r.t. total diluted share/voting capital of the TC (**)
	<b>Before the acquisition/disposal under consideration, holding of:</b>			
	a) Shares carrying voting rights	18 19 69 219	8.55%	8.55%
	b) Shares in the nature of encumbrance (pledge/ lien/non-disposal undertaking/ others)	-	-	-
	c) Voting Rights (VR) otherwise than by equity shares	-	-	-
	d) Warrants/convertible securities/any other instrument that entitles the acquirer to receive shares carrying voting rights in the TC (specify holding in each category) acquired/sold	-	-	-
	<b>Total (a+b+c+d)</b>	<b>18 19 69 219</b>	<b>8.55%</b>	<b>8.55%</b>
	<b>Details of sale</b>			
	a) Shares carrying voting rights sold	4 29 91 276	2.02%	2.02%
	b) VRs acquired/sold otherwise than by equity shares	-	-	-
	c) Warrants/convertible securities/any other instrument that entitles the acquirer to receive shares carryin voting rights in the TC (specify holding in each category) after acquisition	-	-	-
	d) Shares encumbered / invoked/released by the acquirer	-	-	-
	<b>Total (a+b+c+d)</b>	<b>4 29 91 276</b>	<b>2.02%</b>	<b>2.02%</b>
	<b>After the acquisition/Sale holding of:</b>			
	a) Shares carrying voting rights	13 89 77 943	6.53%	6.53%
	b) Shares encumbered with the acquirer	-	-	-
	c) VRs otherwise than by equity shares	-	-	-
	d) Warrants/convertible securities/any other instrument that entitles the acquirer to receive shares carryin voting rights in the TC (specify holding in each category) after acquisition	-	-	-
	<b>Total (a+b+c+d)</b>	<b>13 89 77 943</b>	<b>6.53%</b>	<b>6.53%</b>
6	Mode of sale (e.g. open market/off-market/public issue/rights issue/preferential allotment/inter-se transfer, etc.)	Market Sale		
7	Date of sale of shares/VR/warrants or date of receipt of intimation of allotment of shares, whichever is applicable	09/04/2018 to 08/03/2021		
8	Equity share capital/total voting capital of the TC before the said acquisition/sale	2 12 84 89 773		
9	Equity share capital/total voting capital of the TC after the said acquisition/sale	2 12 84 89 773		
10	Total diluted share/voting capital of the TC after the said acquisition/sale	2 12 84 89 773		
Note:	(*) Total share capital/ voting capital to be taken as per the latest filing done by the company to the Stock Exchange under Clause 35 of the listing Agreement.			
	(**) Diluted share/voting capital means the total number of shares in the TC assuming full conversion of the outstanding convertible securities/warrants into equity shares of the TC.			
	Signature of the acquirer / seller / Authorised Signatory			
	Place: Mumbai			
	Date: 09-Mar-2021			



## IDBI Bank Ltd

## FINANCE AND ACCOUNTS DEPTT (Investment Cell)


## BROKER WISE SALE DETAILS

## DETAILS OF SALES DURING THE PERIOD FROM 09-Apr-2018 TO 08-Mar-2021

REPORT DATE :09-Mar-2021

Name of Company: SHREE RENUKA SUGARS LIMITED

Date	Name of Broker	Exchange	SEBI Registration No.	Shares Sold	Amount
05-May-2020	ALMONDZ GLOBAL SECURITIES LTD.	NSE	1INZ000213936	50 000	2 46 965.00
21-May-2020	ALMONDZ GLOBAL SECURITIES LTD.	NSE	1INZ000213936	50000	2 27 005.00
<b>ALMONDZ GLOBAL SECURITIES LTD. TOTAL</b>				<b>100000</b>	<b>4 73 970.00</b>
06-May-2020	ANAND RATHI SHARE AND STOCK BRO	NSE	1INZ000170832	50000	2 47 960.00
19-May-2020	ANAND RATHI SHARE AND STOCK BRO	NSE	1INZ000170832	51777	2 26 249.96
15-Jan-2021	ANAND RATHI SHARE AND STOCK BRO	NSE	1INZ000170832	400000	45 38 880.00
<b>ANAND RATHI SHARE AND STOCK BROKERS LIMITED T</b>				<b>501777</b>	<b>50 13 089.96</b>
28-Apr-2020	ARIHANT CAPITAL MARKETS LTD	NSE	1INZ000180939	50000	2 54 455.00
20-Jan-2021	ARIHANT CAPITAL MARKETS LTD	NSE	1INZ000180939	450000	48 24 633.15
04-Mar-2021	ARIHANT CAPITAL MARKETS LTD	NSE	1INZ000180939	1000000	1 09 41 335.33
<b>ARIHANT CAPITAL MARKETS LTD TOTAL</b>				<b>1500000</b>	<b>1 60 20 423.48</b>
13-Apr-2020	ASHIKA STOCK BROKING LTD.	BSE	1INZ000169130	12203	67 092.09
13-Apr-2020	ASHIKA STOCK BROKING LTD.	NSE	1INZ000169130	25000	1 38 450.00
21-Jan-2021	ASHIKA STOCK BROKING LTD.	NSE	1INZ000169130	200000	21 80 240.00
19-Jan-2021	ASHIKA STOCK BROKING LTD.	NSE	1INZ000169130	400000	44 00 480.00
05-Mar-2021	ASHIKA STOCK BROKING LTD.	NSE	1INZ000169130	1000000	1 07 82 600.00
<b>ASHIKA STOCK BROKING LTD. TOTAL</b>				<b>1637203</b>	<b>1 75 68 862.09</b>
17-Apr-2020	BOB Capital Markets Ltd.	BSE	1INZ000159332	3054	16 094.58
17-Apr-2020	BOB Capital Markets Ltd.	NSE	1INZ000159332	45000	2 34 747.00
20-Apr-2020	BOB Capital Markets Ltd.	NSE	1INZ000159332	50000	2 64 435.00
05-Feb-2021	BOB Capital Markets Ltd.	NSE	1INZ000159332	60578	6 04 483.63
07-Jan-2021	BOB Capital Markets Ltd.	NSE	1INZ000159332	100000	12 51 480.00
03-Feb-2021	BOB Capital Markets Ltd.	NSE	1INZ000159332	104064	10 38 413.03
08-Feb-2021	BOB Capital Markets Ltd.	NSE	1INZ000159332	800000	81 06 000.00
<b>BOB Capital Markets Ltd. TOTAL</b>				<b>1162696</b>	<b>1 15 15 653.24</b>
08-Jan-2021	BP EQUITIES PVT.LTD.	NSE	1INZ000176539	50000	6 31 145.00
18-May-2020	BP EQUITIES PVT.LTD.	NSE	1INZ000176539	70000	3 14 328.00
04-Jan-2021	BP EQUITIES PVT.LTD.	NSE	1INZ000176539	300000	35 62 950.00
05-Jan-2021	BP EQUITIES PVT.LTD.	NSE	1INZ000176539	300000	35 72 220.00
06-Jan-2021	BP EQUITIES PVT.LTD.	NSE	1INZ000176539	300000	36 80 340.00
08-Mar-2021	BP EQUITIES PVT.LTD.	NSE	1INZ000176539	1000000	1 09 41 200.00
<b>BP EQUITIES PVT.LTD. TOTAL</b>				<b>2020000</b>	<b>2 27 02 183.00</b>
20-Mar-2020	CANARA BANK SECURITIES PVT LTD	NSE	1INZ000279135	14778	59 465.19
23-Apr-2020	CANARA BANK SECURITIES PVT LTD	NSE	1INZ000279135	50000	2 65 695.00
01-Jan-2021	CANARA BANK SECURITIES PVT LTD	NSE	1INZ000279135	50000	6 02 820.00
28-Dec-2020	CANARA BANK SECURITIES PVT LTD	NSE	1INZ000279135	300000	37 24 110.00
29-Dec-2020	CANARA BANK SECURITIES PVT LTD	NSE	1INZ000279135	300000	36 64 620.00
<b>CANARA BANK SECURITIES PVT LTD TOTAL</b>				<b>714778</b>	<b>83 16 710.19</b>
12-May-2020	DALAL & BROACHA STOCK BROKING P	NSE	1INZ000210337	50000	2 24 840.00
15-Jan-2021	DALAL & BROACHA STOCK BROKING P	NSE	1INZ000210337	700000	78 72 806.99
14-Jan-2021	DALAL & BROACHA STOCK BROKING P	NSE	1INZ000210337	1050000	1 20 55 429.98
<b>DALAL &amp; BROACHA STOCK BROKING PVT. LTD. TOTAL</b>				<b>1800000</b>	<b>2 01 53 076.97</b>
11-May-2020	DARASHAW & COMPANY PVT. LTD.	NSE	1INZ000231438	50000	2 38 610.00



IDBI Bank Ltd					
FINANCE AND ACCOUNTS DEPTT (Investment Cell)					
BROKER WISE SALE DETAILS					
DETAILS OF SALES DURING THE PERIOD FROM 09-Apr-2018 TO 08-Mar-2021					
REPORT DATE :09-Mar-2021					
Name of Company: SHREE RENUKA SUGARS LIMITED					
Date	Name of Broker	Exchange	SEBI Registration No.	Shares Sold	Amount
04-Mar-2021	DARASHAW & COMPANY PVT. LTD.	NSE	11NZ000231438	1500000	1 67 15 250.00
<b>DARASHAW &amp; COMPANY PVT. LTD. TOTAL</b>				<b>1550000</b>	<b>1 69 53 860.00</b>
27-Apr-2020	DHANKI SECURITIES PVT. LTD.	NSE	11NZ000237338	50000	2 60 770.00
<b>DHANKI SECURITIES PVT. LTD. TOTAL</b>				<b>50000</b>	<b>2 60 770.00</b>
14-May-2020	EAST INDIA SECURITIES LTD.	NSE	11NZ000190836	50000	2 38 229.53
<b>EAST INDIA SECURITIES LTD. TOTAL</b>				<b>50000</b>	<b>2 38 229.53</b>
21-Apr-2020	GLOBE CAPITAL MARKET LTD.	NSE	11NZ000177137	50000	2 61 445.00
05-Mar-2021	GLOBE CAPITAL MARKET LTD.	NSE	11NZ000177137	500000	52 68 300.00
<b>GLOBE CAPITAL MARKET LTD. TOTAL</b>				<b>550000</b>	<b>55 29 745.00</b>
13-May-2020	ICICI SECURITIES LTD.	NSE	11NZ000183631	50000	2 29 500.00
<b>ICICI SECURITIES LTD. TOTAL</b>				<b>50000</b>	<b>2 29 500.00</b>
19-Feb-2021	IDBI CAPITAL MARKETS & SECURITIES LTD.	NSE	11NZ000007237	47881	4 80 155.03
08-Apr-2020	IDBI CAPITAL MARKETS & SECURITIES LTD.	BSE	11NZ000007237	50000	2 82 383.06
07-Apr-2020	IDBI CAPITAL MARKETS & SECURITIES LTD.	NSE	11NZ000007237	50000	2 64 422.30
31-Mar-2020	IDBI CAPITAL MARKETS & SECURITIES LTD.	NSE	11NZ000007237	80000	3 71 189.04
13-Mar-2020	IDBI CAPITAL MARKETS & SECURITIES LTD.	NSE	11NZ000007237	100000	4 93 920.90
<b>IDBI CAPITAL MARKETS &amp; SECURITIES LTD.(EX-IDBI CAPITAL MARKETS &amp; SECURITIES LTD.) TOTAL</b>				<b>327881</b>	<b>18 92 070.33</b>
08-May-2020	INDIA INFOLINE LTD.	NSE	11NZ000164132	50000	2 46 975.00
20-Jan-2021	INDIA INFOLINE LTD.	NSE	11NZ000164132	550000	59 25 700.00
19-Jan-2021	INDIA INFOLINE LTD.	NSE	11NZ000164132	1000000	1 08 90 600.00
<b>INDIA INFOLINE LTD. TOTAL</b>				<b>1600000</b>	<b>1 70 63 275.00</b>
18-Mar-2020	JOINDRE CAPITAL SERVICES LTD	NSE	11NZ000174034	10000	47 397.00
15-Apr-2020	JOINDRE CAPITAL SERVICES LTD	BSE	11NZ000174034	25000	1 30 750.00
17-Mar-2020	JOINDRE CAPITAL SERVICES LTD	NSE	11NZ000174034	35000	1 69 876.00
15-Apr-2020	JOINDRE CAPITAL SERVICES LTD	NSE	11NZ000174034	50000	2 64 425.00
16-Mar-2020	JOINDRE CAPITAL SERVICES LTD	NSE	11NZ000174034	75000	3 51 735.00
19-Mar-2020	JOINDRE CAPITAL SERVICES LTD	NSE	11NZ000174034	80000	3 33 768.00
<b>JOINDRE CAPITAL SERVICES LTD TOTAL</b>				<b>275000</b>	<b>12 97 951.00</b>
08-Jan-2021	K R Choksey Shares & Securities Pvt Ltd	NSE	11NZ000181135	50000	6 14 855.00
21-Dec-2020	K R Choksey Shares & Securities Pvt Ltd	NSE	11NZ000181135	300000	37 59 090.00
31-Dec-2020	K R Choksey Shares & Securities Pvt Ltd	NSE	11NZ000181135	300000	36 32 160.00
22-Jan-2021	K R Choksey Shares & Securities Pvt Ltd	NSE	11NZ000181135	500000	51 36 200.00
21-Jan-2021	K R Choksey Shares & Securities Pvt Ltd	NSE	11NZ000181135	1000000	1 06 69 300.00
<b>K R Choksey Shares &amp; Securities Pvt Ltd TOTAL</b>				<b>2150000</b>	<b>2 38 11 605.00</b>
24-Apr-2020	MARWADI SHARES & FINANCE LTD.	NSE	11NZ000174730	39500	2 05 700.20
01-Feb-2021	MARWADI SHARES & FINANCE LTD.	NSE	11NZ000174730	90000	8 98 038.00
08-Jan-2021	MARWADI SHARES & FINANCE LTD.	NSE	11NZ000174730	150000	18 38 760.00
01-Jan-2021	MARWADI SHARES & FINANCE LTD.	NSE	11NZ000174730	200000	23 92 560.00
08-Feb-2021	MARWADI SHARES & FINANCE LTD.	NSE	11NZ000174730	1000000	1 02 26 100.00
01-Mar-2021	MARWADI SHARES & FINANCE LTD.	NSE	11NZ000174730	1200000	1 22 58 120.00
<b>MARWADI SHARES &amp; FINANCE LTD. TOTAL</b>				<b>2679500</b>	<b>2 78 19 278.20</b>
18-Jan-2021	MURALILAL SARAF	NSE	11NZ000258113	300000	32 81 250.00
09-Feb-2021	MURALILAL SARAF	NSE	11NZ000258113	836310	84 24 401.52

## IDBI Bank Ltd

## FINANCE AND ACCOUNTS DEPTT (Investment Cell)


## BROKER WISE SALE DETAILS

## DETAILS OF SALES DURING THE PERIOD FROM 09-Apr-2018 TO 08-Mar-2021

REPORT DATE :09-Mar-2021

Name of Company: SHREE RENUKA SUGARS LIMITED

Date	Name of Broker	Exchange	SEBI Registration No.	Shares Sold	Amount
03-Mar-2021	MURALILAL SARAF	NSE	1INZ000258113	1600000	1 73 92 000.00
<b>MURALILAL SARAF TOTAL</b>				<b>2736310</b>	<b>2 90 97 651.52</b>
15-Jan-2021	Nalanda Securities Pvt. Ltd	NSE	1INZ000259139	450000	50 35 613.38
18-Jan-2021	Nalanda Securities Pvt. Ltd	NSE	1INZ000259139	500000	55 02 378.61
<b>Nalanda Securities Pvt. Ltd TOTAL</b>				<b>950000</b>	<b>1 05 37 991.99</b>
24-Feb-2021	P H Financial & Investment Consultant	NSE	1INZ000184532	143626	14 40 295.89
26-Feb-2021	P H Financial & Investment Consultant	NSE	1INZ000184532	800000	83 51 600.00
<b>P H Financial &amp; Investment Consultants Pvt. Ltd. TOTAL</b>				<b>943626</b>	<b>97 91 895.89</b>
08-Feb-2021	PHILLIPCAPITAL (INDIA)PVT.LTD (EX-M	NSE	1INZ000169632	300000	30 66 630.00
<b>PHILLIPCAPITAL (INDIA)PVT.LTD (EX-MF GLOBAL SIFY</b>				<b>300000</b>	<b>30 66 630.00</b>
09-Apr-2020	SHAREKHAN LTD	NSE	1INZ000171337	50000	2 82 405.00
01-Jan-2021	SHAREKHAN LTD	NSE	1INZ000171337	50000	6 04 730.00
23-Dec-2020	SHAREKHAN LTD	NSE	1INZ000171337	200000	24 48 840.00
16-Dec-2020	SHAREKHAN LTD	NSE	1INZ000171337	300000	42 09 630.00
17-Dec-2020	SHAREKHAN LTD	NSE	1INZ000171337	300000	40 90 470.00
18-Dec-2020	SHAREKHAN LTD	NSE	1INZ000171337	300000	37 73 610.00
22-Dec-2020	SHAREKHAN LTD	NSE	1INZ000171337	300000	34 75 260.00
03-Mar-2021	SHAREKHAN LTD	NSE	1INZ000171337	600000	62 77 680.00
<b>SHAREKHAN LTD TOTAL</b>				<b>2100000</b>	<b>2 51 62 625.00</b>
22-Apr-2020	SHCIL SERVICES LTD	NSE	1INZ000199936	50000	2 50 155.00
01-Feb-2021	SHCIL SERVICES LTD	NSE	1INZ000199936	90909	9 07 108.18
23-Dec-2020	SHCIL SERVICES LTD	NSE	1INZ000199936	100000	12 72 530.00
22-Jan-2021	SHCIL SERVICES LTD	NSE	1INZ000199936	146825	14 74 049.59
24-Dec-2020	SHCIL SERVICES LTD	NSE	1INZ000199936	300000	37 95 210.00
30-Dec-2020	SHCIL SERVICES LTD	NSE	1INZ000199936	300000	36 08 910.00
02-Feb-2021	SHCIL SERVICES LTD	NSE	1INZ000199936	603682	60 25 470.78
05-Mar-2021	SHCIL SERVICES LTD	NSE	1INZ000199936	1500000	1 67 68 650.00
<b>SHCIL SERVICES LTD TOTAL</b>				<b>3091416</b>	<b>3 41 02 083.55</b>
30-Apr-2020	SMC GLOBAL SECURITIES LTD.	NSE	1INZ000199438	50000	2 67 420.00
11-Jan-2021	SMC GLOBAL SECURITIES LTD.	NSE	1INZ000199438	300000	36 09 960.00
12-Jan-2021	SMC GLOBAL SECURITIES LTD.	NSE	1INZ000199438	300000	35 57 370.00
13-Jan-2021	SMC GLOBAL SECURITIES LTD.	NSE	1INZ000199438	300000	35 27 580.00
14-Jan-2021	SMC GLOBAL SECURITIES LTD.	NSE	1INZ000199438	350000	40 41 660.00
03-Mar-2021	SMC GLOBAL SECURITIES LTD.	NSE	1INZ000199438	500000	54 13 200.00
<b>SMC GLOBAL SECURITIES LTD. TOTAL</b>				<b>1800000</b>	<b>2 04 17 190.00</b>
02-Dec-2020	SPA SECURITIES LIMITED	NSE	1INZ000241036	5520	55 089.60
01-Dec-2020	SPA SECURITIES LIMITED	NSE	1INZ000241036	20000	1 99 600.00
25-Nov-2020	SPA SECURITIES LIMITED	NSE	1INZ000241036	30000	2 99 400.00
27-Nov-2020	SPA SECURITIES LIMITED	NSE	1INZ000241036	50000	5 02 085.00
11-Feb-2021	SPA SECURITIES LIMITED	NSE	1INZ000241036	58895	5 87 772.10
24-Nov-2020	SPA SECURITIES LIMITED	NSE	1INZ000241036	65000	6 52 691.00
23-Nov-2020	SPA SECURITIES LIMITED	NSE	1INZ000241036	100000	10 08 480.00
26-Nov-2020	SPA SECURITIES LIMITED	NSE	1INZ000241036	100000	10 16 470.00



IDBI Bank Ltd					
FINANCE AND ACCOUNTS DEPTT (Investment Cell)					
BROKER WISE SALE DETAILS					
DETAILS OF SALES DURING THE PERIOD FROM 09-Apr-2018 TO 08-Mar-2021					
REPORT DATE :09-Mar-2021					
Name of Company: SHREE RENUKA SUGARS LIMITED					
Date	Name of Broker	Exchange	SEBI Registration No.	Shares Sold	Amount
07-Dec-2020	SPA SECURITIES LIMITED	NSE	1INZ000241036	250000	26 17 125.00
08-Dec-2020	SPA SECURITIES LIMITED	NSE	1INZ000241036	300000	33 47 430.00
18-Feb-2021	SPA SECURITIES LIMITED	NSE	1INZ000241036	335972	33 53 000.56
19-Feb-2021	SPA SECURITIES LIMITED	NSE	1INZ000241036	568623	56 83 386.89
08-Mar-2021	SPA SECURITIES LIMITED	NSE	1INZ000241036	1000000	1 07 45 100.00
<b>SPA SECURITIES LIMITED TOTAL</b>				<b>2884010</b>	<b>3 00 67 630.15</b>
29-Apr-2020	SUNIDHI SECURITIES & FINANCE LTD	BSE	1INZ000169235	25000	1 27 722.50
29-Apr-2020	SUNIDHI SECURITIES & FINANCE LTD	NSE	1INZ000169235	25000	1 27 222.50
10-Dec-2020	SUNIDHI SECURITIES & FINANCE LTD	NSE	1INZ000169235	300000	35 08 410.00
11-Dec-2020	SUNIDHI SECURITIES & FINANCE LTD	NSE	1INZ000169235	300000	35 67 030.00
14-Dec-2020	SUNIDHI SECURITIES & FINANCE LTD	NSE	1INZ000169235	300000	37 19 880.00
15-Dec-2020	SUNIDHI SECURITIES & FINANCE LTD	NSE	1INZ000169235	300000	38 88 270.00
02-Mar-2021	SUNIDHI SECURITIES & FINANCE LTD	NSE	1INZ000169235	1000000	1 01 42 800.00
<b>SUNIDHI SECURITIES &amp; FINANCE LTD TOTAL</b>				<b>2250000</b>	<b>2 50 81 335.00</b>
15-May-2020	SYKES & RAY EQUITIES (I) LTD.	NSE	1INZ000199833	50000	2 36 860.00
01-Mar-2021	SYKES & RAY EQUITIES (I) LTD.	NSE	1INZ000199833	400000	40 24 800.00
02-Mar-2021	SYKES & RAY EQUITIES (I) LTD.	NSE	1INZ000199833	1000000	1 02 34 700.00
04-Mar-2021	SYKES & RAY EQUITIES (I) LTD.	NSE	1INZ000199833	1500000	1 70 75 100.00
<b>SYKES &amp; RAY EQUITIES (I) LTD. TOTAL</b>				<b>2950000</b>	<b>3 15 71 460.00</b>
09-Dec-2020	TRUSTLINE SECURITIES LTD	NSE	1INZ000211534	300000	34 84 380.00
23-Feb-2021	TRUSTLINE SECURITIES LTD	NSE	1INZ000211534	899447	90 19 654.52
26-Feb-2021	TRUSTLINE SECURITIES LTD	NSE	1INZ000211534	1200000	1 21 43 400.00
<b>TRUSTLINE SECURITIES LTD TOTAL</b>				<b>2399447</b>	<b>2 46 47 434.52</b>
20-May-2020	VENTURA SECURITIES LTD.	NSE	1INZ000194736	50000	2 17 030.00
08-Jan-2021	VENTURA SECURITIES LTD.	NSE	1INZ000194736	50000	6 30 235.00
03-Dec-2020	VENTURA SECURITIES LTD.	NSE	1INZ000194736	100000	10 00 320.00
04-Dec-2020	VENTURA SECURITIES LTD.	NSE	1INZ000194736	100000	10 00 320.00
07-Jan-2021	VENTURA SECURITIES LTD.	NSE	1INZ000194736	200000	25 28 340.00
29-Jan-2021	VENTURA SECURITIES LTD.	NSE	1INZ000194736	217632	21 71 575.62
08-Mar-2021	VENTURA SECURITIES LTD.	NSE	1INZ000194736	1000000	1 08 43 600.00
<b>VENTURA SECURITIES LTD. TOTAL</b>				<b>1717632</b>	<b>1 83 91 420.62</b>
12-Mar-2020	WALLFORT FINANCIAL SERVICES	NSE	1INZ000234739	50000	2 56 005.00
30-Mar-2020	WALLFORT FINANCIAL SERVICES	NSE	1INZ000234739	50000	2 12 040.00
03-Apr-2020	WALLFORT FINANCIAL SERVICES	NSE	1INZ000234739	50000	2 51 950.00
<b>WALLFORT FINANCIAL SERVICES TOTAL</b>				<b>1 50 000</b>	<b>7 19 995.00</b>
<b>GRAND TOTAL</b>				<b>4 29 91 276</b>	<b>45 95 15 596.23</b>

