

**VANAİK INVESTORS LIMITED****REGD. OFFICE: 105 ASHOKA ESTATES, 24 BARAKHAMBA ROAD, NEW DELHI - 110 001**

Ref. SEBI/18-19/

Date: 12.02.2019

Securities & Exchange Board of India  
SEBI Bhawan, Bandra Kurla Complex,  
Plot No. C4-A, G Block,  
MUMBAI - 400051  
Ph: 022-26449000, Fax No. 022-26449016

Dear Sir,

**Re: Compliance under Regulation 10(7) of SEBI (SAST) Regulations, 2011 -  
Acquisition of Equity Shares of NAHAR SPINNING MILLS LIMITED**


With Reference to the captioned subject, we are enclosing herewith the requisite Form under Regulation 10(7) of SEBI (SAST) Regulations, 2011 along with a Demand Draft No. 473 396 dated 11/02/2019 drawn on Allahabad Bank for Rs. 150000/- (Rupees one lakh fifty thousand only) in favour of 'SECURITIES & EXCHANGE BOARD OF INDIA' payable at MUMBAI.

We are also enclosing herewith:

1. Compliance made to Stock Exchanges under Regulation 10(5) of SEBI (SAST) Regulations, 2011 (Annexure-1, page no.1-6),
2. Compliance made to Stock Exchanges under Regulation 10(6) of SEBI (SAST) Regulations, 2011 (Annexure-2, page no.7-8),
3. Shareholding of acquirer(s) and PAC individually and collectively in TC (Annexure-3, page no.9),
4. Shareholding pattern of TC for the last 3 years (Annexure-4, page no.10-29),
5. Computation of volume-weighted average market price (VWAP) (Annexure-5, page no.30-31),
6. Declaration of acquirer(s) (Annexure-6, page no.32).

You are requested to take the above documents on your record on behalf of both acquirer companies.

Thanking you,  
Yours faithfully,  
For VANAİK INVESTORS LIMITED

  
NAVDEEP SHARMA  
(DIRECTOR)

Encl: as above

**Format under Regulation 10(7) - Report to SEBI in respect of any acquisition made in reliance upon exemption provided for in regulation 10(1)(a)(ii) of SEBI (Substantial Acquisition of Shares and Takeovers) Regulations, 2011**

<b>1</b>	<b>General Details</b>	
	a. Name, address, telephone no., e-mail of acquirer(s) {In case there are multiple acquirers, provide full contact details of any one acquirer (the correspondent acquirer) with whom SEBI shall correspond.}	<b>Vanaik Investors Limited</b> Regd. Office: 105, Ashoka Estate, 24, Barakhamba Road, New Delhi - 110001 Phone No. 82838 03004 Email: <a href="mailto:vanaik_investors@owmnaahar.com">vanaik_investors@owmnaahar.com</a>
	b. Whether sender is the acquirer (Y/N)	Yes.
	c. If not, whether the sender is duly authorized by the acquirer to act on his behalf in this regard (enclose copy of such authorization)	Not applicable
	d. Name, address, Tel no. and e-mail of sender, if sender is not the acquirer	<b>Vanaik Investors Limited</b> Regd. Office: 105, Ashoka Estate, 24, Barakhamba Road, New Delhi - 110001 Phone No. 82838 03004 Email: <a href="mailto:vanaik_investors@owmnaahar.com">vanaik_investors@owmnaahar.com</a>
<b>2</b>	<b>Compliance of Regulation 10(7)</b>	
	a. Date of Report	09.02.2019
	b. Whether report has been submitted to SEBI within 21 working days from the date of the acquisition	Yes
	c. Whether the report is accompanied with fees as required under Regulation 10(7)	Yes. A Demand Draft No. <u>473396</u> dated <u>11/02/2019</u> drawn on Allahabad Bank for Rs. 1,50,000/- is enclosed herewith.
<b>3</b>	<b>Compliance of Regulation 10(5)</b>	
	a. Whether the report has been filed with the Stock Exchanges where the shares of the Company are listed at least 4 working days before the date of the proposed acquisition.	Yes, the Report was filed with both BSE and NSE on 24.01.2019. Copy of the Report is enclosed as <b>ANNEXURE-1</b>
	b. Date of Report	23.01.2019
<b>4</b>	<b>Compliance of Regulation 10(6)</b>	
	a. Whether the report has been filed with the Stock Exchanges where the shares of the Company are listed within 4 working days of the acquisition.	Yes, the Report was filed with both BSE and NSE on 31.01.2019. Copy of the Report is enclosed as <b>ANNEXURE-2</b>
	b. Date of Report	31.01.2019
<b>5</b>	<b>Details of the Target Company</b>	
	a. Name & address of TC	Nahar Spinning Mills Limited Regd. Office: 373, Industrial Area-A, Ludhiana – 141003
	b. Name of the Stock Exchange(s) where the shares of the TC are listed	BSE Limited (BSE) and National Stock Exchange of India Limited (NSE)

6 Details of the acquisition					
a.	Date of acquisition	30.01.2019			
b.	Acquisition price per share (in Rs.)	Rs. 91.80 per share			
c.	Regulation which would have triggered an open offer, had the report not been filed under Regulation 10(7) (whether Regulation 3(1), (2), 4 or 5)	Regulation 3(2)			
d.	Shareholding of acquirer(s) and PAC individually in TC (in terms of no. & as a percentage of the total share/voting capital of the TC)(*)	Before the acquisition		After the acquisition	
		No. of Shares	% w.r.t total share capital of TC	No. of Shares	% w.r.t total share capital of TC
	Name(s) of the acquirer(s) (**) 1. Vanaik Investors Limited 2. Kovalam Investment & Trading Co. Ltd.  Note: Details of shareholding of PAC individually and collectively in TC is enclosed as ANNEXURE-3	250554 381911	0.69 1.06	2211338 778057	6.13 2.16
e.	Shareholding of seller/s in TC (in terms of no. & as a percentage of the total share/voting capital of the TC)(*)	Before the acquisition		After the acquisition	
		No. of Shares	% w.r.t total share capital of TC	No. of Shares	% w.r.t total share capital of TC
	Name(s) of the seller(s) (**) Nahar Industrial Enterprises Limited	2356930	6.54	0	0
7 Information specific to the exemption category to which the instant acquisition belongs - Regulation 10(1)(a)(ii)					
a.	Provide the names of the seller(s)	Nahar Industrial Enterprises Limited			
b.	Specify the relationship between the acquirer(s) and the seller(s).	Promoter Group			
c.	Shareholding of the acquirer and the seller/s in the TC during the three years prior to the proposed acquisition	Year-1	Year-2	Year-3	
	Acquirer(s) (*) 1. Vanaik Investors Ltd. 2. Kovalam Investment & Trading Co. Ltd.	250554 ✓ 381911 ✓	250554 ✓ 381911 ✓	250554 ✓ 381911 ✓	
	Sellers(s) (*) Nahar Industrial Enterprises Ltd.	2356930 ✓	2356930 ✓	2356930 ✓	

d.	Confirm that the acquirer(s) and the seller/s have been named promoters in the shareholding pattern filed by the target company in terms of the listing agreement or the Takeover Regulations. Provide copies of such filings under the listing agreement or the Takeover Regulations.	Yes. Copies of Shareholding pattern for last three years i.e. 31.3.2016, 31.3.2017 and 31.3.2018, filed by the target company are enclosed herewith as <b>ANNEXURE-4</b>
e.	If shares of the TC are frequently traded, volume-weighted average market price (VWAP) of such shares for a period of sixty trading days preceding the date of issuance of notice regarding the proposed acquisition to the stock exchanges where the TC is listed.	Rs. 95.70. Copy of the volume-weighted average market price (VWAP) of such shares is enclosed as <b>ANNEXURE-5</b>
f.	If shares of the TC are infrequently traded, the price of such shares as determined in terms of clause (e) of sub-regulation (2) of regulation 8.	Not applicable
g.	Confirm whether the acquisition price per share is not higher by more than twenty-five percent of the price as calculated in (e) or (f) above as applicable	Yes
h.	Date of issuance of notice regarding the proposed acquisition to the stock exchanges where the TC is listed	24.01.2019
i.	1) Whether the acquirers as well as sellers have complied (during 3 years prior to the date of acquisition) with the provisions of Chapter V of the Takeover Regulations (corresponding provisions of the repealed Takeover Regulations 1997) (Y/N).  2) If yes, specify applicable regulation(s) as well as date on which the requisite disclosures were made and furnish copies of the same.	Not Applicable
j.	Declaration by the acquirer that all the conditions specified under regulation 10(1) (a)(ii) with respect to exemptions has been duly complied with.	Yes, Declaration is enclosed as <b>ANNEXURE-6</b>

I/We hereby declare that the information provided in the instant report is true and nothing has been concealed there from.

For **VANAİK INVESTORS LIMITED**

  
**NAVDEEP SHARMA**  
(DIRECTOR)

Date: 12.02.2019  
Place: Ludhaina

For **KOVALAM INVESTMENT & TRADING COMPANY LIMITED**

  
**NAVDEEP SHARMA**  
(DIRECTOR)

**NOTE:**

(\*) In case, percentage of shareholding to the total capital is different from percentage of voting rights, indicate percentage of shareholding and voting rights separately.  
(\*\*) Shareholding of each entity shall be shown separately as well as collectively.

**Format for Disclosures under Regulation 10(5) - Intimation to Stock Exchanges in respect of acquisition under Regulation 10(1)(a) of SEBI (Substantial Acquisition of Shares and Takeovers) Regulations, 2011**

1.	Name of the Target Company (TC)	NAHAR SPINNING MILLS LIMITED
2.	Name of the acquirer(s)	VANAİK INVESTORS LIMITED
3.	Whether the acquirer(s) is/ are promoters of the TC prior to the transaction. If not, nature of relationship or association with the TC or its promoters	PROMOTER
4.	Details of the proposed acquisition	
	a. Name of the person(s) from whom shares are to be acquired	NAHAR INDUSTRIAL ENTERPRISES LIMITED
	b. Proposed date of acquisition	On or after 29.01.2019
	c. Number of shares to be acquired from each person mentioned in 4(a) above	1960784
	d. Total shares to be acquired as % of share capital of TC	5.44%
	e. Price at which shares are proposed to be acquired	The Shares of Target Company will be acquired at a price not exceeding the limits provided in provision (1) to Regulation 10(1)(a) of SEBI (SAST) Regulations.
	f. Rationale, if any, for the proposed transfer	Inter-se Transfer amount Promoter Group
5.	Relevant sub-clause of regulation 10(1)(a) under which the acquirer is exempted from making open offer	10(1)(a)(ii)
6.	If, frequently traded, volume weighted average market price for a period of 60 trading days preceding the date of issuance of this notice as traded on the stock exchange where the maximum volume of trading in the shares of the TC are recorded during such period.	Rs. 95.70
7.	If in-frequently traded, the price as determined in terms of clause (e) of sub-regulation (2) of regulation 8.	Not Applicable
8.	Declaration by the acquirer, that the acquisition price would not be higher by more than 25% of the price computed in point 6 or point 7 as applicable.	Yes

2


9.	i. Declaration by the acquirer, that the transferor and transferee have complied (during 3 years prior to the date of proposed acquisition) / will comply with applicable disclosure requirements in Chapter V of the Takeover Regulations, 2011 (corresponding provisions of the repealed Takeover Regulations, 1997) ii. The aforesaid disclosures made during previous 3 years prior to the date of proposed acquisition to be furnished.	Yes			
10.	Declaration by the acquirer that all the conditions specified under regulation 10(1)(a) with respect to exemptions has been duly complied with.	Yes			
11.	Shareholding details	Before the proposed transaction		After the proposed transaction	
		No. of shares /voting rights	% w.r.t total share capital of TC	No. of shares /voting rights	% w.r.t total share capital of TC
	a Acquirer(s) and PACs (other than sellers)(*)	21022495	58.29	23379425	64.83
	b Seller (s)	2356930	6.54	0	0

We hereby declare that the Transferor and Transferee have complied / will comply with applicable disclosures requirements in Chapter V of the Takeover Regulations, 2011.

We hereby declare that the Acquisition price would not be higher by more than 25% of the Price computed in Point No. 6.

We hereby declare that all the conditions as specified under Regulation 10(1)(a) of SEBI (SAST) Regulations, 2011 have been complied.

For Vanaik Investors Limited



Navdeep Sharma  
Director  
Din No.00454285

Place: New Delhi  
Date: 23.01.2019

3

NAHAR SPINNING MILLS LTD.				
Statement showing shareholding pattern of the Promoter and Promoter Group				
Category of shareholder	Before Proposed Transaction		After Proposed Transaction	
	No. equity shares	% w.r.t. total share capital of TC	No. equity shares	% w.r.t. total share capital of TC
<b>A1) Indian</b>				
<b>Individuals/Hindu undivided Family</b>	<b>87,591</b>	<b>0.24</b>	<b>87,591</b>	<b>0.24%</b>
KAMAL OSWAL	24,750	0.07	24,750	0.07%
DINESH OSWAL	23,766	0.07	23,766	0.07%
ABHILASH OSWAL	16,000	0.04	16,000	0.04%
MONICA OSWAL	11,520	0.03	11,520	0.03%
RUCHIKA OSWAL	11,555	0.03	11,555	0.03%
Any Other (specify)	<b>2,32,91,834</b>	<b>64.58</b>	<b>2,32,91,834</b>	<b>64.58%</b>
ABHILASH GROWTH FUND (P) LIMITED	1,89,413	0.53	1,89,413	0.53%
ATAM VALLABH FINANCIERS LTD	1,21,007	0.34	1,21,007	0.34%
KOVALAM INVESTMENT & TRADING CO. LTD.	1,19,81,411	3.50	1,19,81,411	3.56%
MONICA GROWTH FUND (P) LTD	1,12,520	0.31	1,12,520	0.31%
NAGDEVI TRADING & INVESTMENT CO. LTD	12,20,386	3.38	12,20,386	3.38%
NAHAR GROWTH FUND (P) LTD.	2,18,930	0.61	2,18,930	0.61%
NEHA CREDIT AND INVESTMENT (P) LTD	51,720	0.14	51,720	0.14%
RUCHIKA GROWTH FUND (P) LTD	1,13,490	0.31	1,13,490	0.31%
SHANKHESHWAR HOLDING CO. LTD	3,73,041	1.03	3,73,041	1.03%
VANAİK INVESTORS LTD.	1,20,170	0.33	1,20,170	0.33%
VARDHMAN INVESTMENTS LTD	84,194	0.23	84,194	0.23%
VANAİK SPINNING MILLS LIMITED	84,194	0.23	84,194	0.23%
NAHAR INDUSTRIAL ENTERPRISES LTD	1,79,179	0.5	1,79,179	0.50%
OSWAL WOOLEN MILLS LIMITED	69,02,244	19.14	69,02,244	19.14%
NAHAR POLY FILMS LIMITED	3,38,311	0.94	3,38,311	0.94%
J L GROWTH FUND LTD	20,450	0.06	20,450	0.06%
BERMUDA INSURANCE BROKERS (P) LTD.	1,02,57,384	28.44	1,02,57,384	28.44%
NAHAR CAPITAL AND FINANCIAL SERVICES	2,33,79,425	64.83	2,33,79,425	64.83%
<b>Sub Total A1</b>	<b>2,33,79,425</b>	<b>64.83</b>	<b>2,33,79,425</b>	<b>64.83%</b>

4

**Format for Disclosures under Regulation 10(5) - Intimation to Stock Exchanges in respect of acquisition under Regulation 10(1)(a) of SEBI (Substantial Acquisition of Shares and Takeovers) Regulations, 2011**

1.	Name of the Target Company (TC)	NAHAR SPINNING MILLS LIMITED
2.	Name of the acquirer(s)	KOVALAM INVESTMENT AND TRADING CO. LIMITED
3.	Whether the acquirer(s) is/ are promoters of the TC prior to the transaction. If not, nature of relationship or association with the TC or its promoters	PROMOTER
4.	Details of the proposed acquisition	
	a. Name of the person(s) from whom shares are to be acquired	NAHAR INDUSTRIAL ENTERPRISES LIMITED
	b. Proposed date of acquisition	On or after 29.04.2019
	c. Number of shares to be acquired from each person mentioned in 4(a) above	396146
	d. Total shares to be acquired as % of share capital of TC	1.10%
	e. Price at which shares are proposed to be acquired	The Shares of Target Company will be acquired at a price not exceeding the limits provided in provision (1) to Regulation 10(1)(a) of SEBI (SAST) Regulations.
	f. Rationale, if any, for the proposed transfer	Inter-se Transfer amount Promoter Group
5.	Relevant sub-clause of regulation 10(1)(a) under which the acquirer is exempted from making open offer	10(1)(a)(ii)
6.	If, frequently traded, volume weighted average market price for a period of 60 trading days preceding the date of issuance of this notice as traded on the stock exchange where the maximum volume of trading in the shares of the TC are recorded during such period.	Rs. 95.70
7.	If in-frequently traded, the price as determined in terms of clause (e) of sub-regulation (2) of regulation 8.	Not Applicable
8.	Declaration by the acquirer, that the acquisition price would not be higher by more than 25% of the price computed in point 6 or point 7 as applicable.	Yes



5


9.	iii. Declaration by the acquirer, that the transferor and transferee have complied (during 3 years prior to the date of proposed acquisition) / will comply with applicable disclosure requirements in Chapter V of the Takeover Regulations, 2011 (corresponding provisions of the repealed Takeover Regulations, 1997) iv. The aforesaid disclosures made during previous 3 years prior to the date of proposed acquisition to be furnished.	Yes			
10.	Declaration by the acquirer that all the conditions specified under regulation 10(1)(a) with respect to exemptions has been duly complied with.	Yes			
11.	Shareholding details	Before the proposed transaction		After the proposed transaction	
		No. of shares / voting rights	% w.r.t total share capital of TC	No. of shares / voting rights	% w.r.t total share capital of TC
a	Acquirer(s) and PACs (other than sellers)(*)	21022495	58.29	23379425	64.83
b	Seller (s)	2356930	6.54	0	0

We hereby declare that the Transferor and Transferee have complied / will comply with applicable disclosures requirements in Chapter V of the Takeover Regulations, 2011.

We hereby declare that the Acquisition price would not be higher by more than 25% of the Price computed in Point No. 6.

We hereby declare that all the conditions as specified under Regulation 10(1)(a) of SEBI (SAST) Regulations, 2011 have been complied.

For Kovalam Investment and Trading Co. Limited

  
Navdeep Sharma  
Director  
Din No.00454285

Place: New Delhi  
Date: 23.01.2019

6


NAHAR SPINNING MILLS LTD.				
Statement showing shareholding pattern of the Promoter and Promoter Group				
Category of shareholder	Before Proposed Transaction		After Proposed Transaction	
	No. equity shares	% w.r.t. total share capital of TC	No. equity shares	% w.r.t. total share capital of TC
<b>A1) Indian</b>				
<b>Individuals/Hindu undivided Family</b>	<b>87,591</b>	<b>0.24</b>	<b>87,591</b>	<b>0.24%</b>
KAMAL OSWAL	24,750	0.07	24,750	0.07%
DINESH OSWAL	23,766	0.07	23,766	0.07%
ABHILASH OSWAL	16,000	0.04	16,000	0.04%
MONICA OSWAL	11,520	0.03	11,520	0.03%
RUCHIKA OSWAL	11,555	0.03	11,555	0.03%
<b>Any Other (specify)</b>	<b>2,32,91,834</b>	<b>64.58</b>	<b>2,32,91,834</b>	<b>64.58%</b>
ABHILASH GROWTH FUND (P) LIMITED	1,89,413	0.53	1,89,413	0.53%
ATAM VALLABH FINANCIERS LTD	1,21,007	0.34	1,21,007	0.34%
KOVAIAM INVESTMENTS TRADING CO. LTD.	1,12,520	0.31	1,12,520	0.31%
MONICA GROWTH FUND (P) LTD	12,20,386	3.38	12,20,386	3.38%
NAGDEVI TRADING & INVESTMENT CO. LTD	2,18,930	0.61	2,18,930	0.61%
NAHAR GROWTH FUND (P) LTD.	51,720	0.14	51,720	0.14%
NEHA CREDIT AND INVESTMENT (P) LTD	1,13,490	0.31	1,13,490	0.31%
RUCHIKA GROWTH FUND (P) LTD	3,73,041	1.03	3,73,041	1.03%
SHANKHESHWAR HOLDING CO. LTD	2,20,557	0.59	2,20,557	0.59%
VANAİK INVESTORS LTD.	1,20,170	0.33	1,20,170	0.33%
VARDHMAN INVESTMENTS LTD	84,194	0.23	84,194	0.23%
VANAİK SPINNING MILLS LIMITED	2,35,930	0.54	2,35,930	0.54%
OSWAL WOOLEN MILLS LIMITED	1,79,179	0.5	1,79,179	0.50%
NAHAR POLY FILMS LIMITED	69,02,244	19.14	69,02,244	19.14%
J L GROWTH FUND LTD	3,38,311	0.94	3,38,311	0.94%
BERMUDA INSURANCE BROKERS (P) LTD.	20,450	0.06	20,450	0.06%
NAHAR CAPITAL AND FINANCIAL SERVICES	1,02,57,384	28.44	1,02,57,384	28.44%
<b>Sub Total A1</b>	<b>2,33,79,425</b>	<b>64.83</b>	<b>2,33,79,425</b>	<b>64.83%</b>


**Format for Disclosures under Regulation 10(6) –Report to Stock Exchanges in respect of any acquisition made in reliance upon exemption provided for in Regulation 10 of SEBI (Substantial Acquisition of Shares and Takeovers) Regulations, 2011**

1.	Name of the Target Company (TC)	NAHAR SPINNING MILLS LIMITED			
2.	Name of the acquirer(s)	(i) VANAİK INVESTORS LIMITED (ii) KOVALAM INVESTMENT & TRADING CO. LIMITED			
3.	Name of the stock exchange where shares of the TC are listed	BSE Limited and National Stock Exchange of India Limited			
4.	Details of the transaction including rationale, if any, for the transfer/acquisition of shares.	Inter-se transfer among promoter group			
5.	Relevant regulation under which the acquirer is exempted from making open offer.	Under Regulation 10(1)(a)(ii) of SEBI (SAST) Regulations, 2011			
6.	Whether disclosure of proposed acquisition was required to be made under regulation 10 (5) and if so, - whether disclosure was made and whether it was made within the timeline specified under the regulations. - date of filing with the stock exchange.	Yes  Yes  24.01.2019			
7.	Details of acquisition	Disclosures required to be made under regulation 10(5)	Whether the disclosures under regulation 10(5) are actually made		
	a. Name of the transferor / seller	Nahar Industrial Enterprises Limited	Yes		
	b. Date of acquisition	30.01.2019	Yes		
	c. Number of shares/ voting rights in respect of the acquisitions from each person mentioned in 7(a) above	(i) 1960784 Equity Shares (ii) 396146 Equity Shares	Yes		
	d. Total shares proposed to be acquired / actually acquired as a % of diluted share capital of TC	(i) 5.44% (ii) 1.10%	Yes		
	e. Price at which shares are proposed to be acquired / actually acquired	Rs. 91.80 per shares	Yes		
8.	Shareholding details	Pre-Transaction		Post-Transaction	
		No. of shares held	% w.r.t total share capital of TC	No. of shares held	% w.r.t total share capital of TC
	a. Each Acquirer / Transferee(*)	(i) 250554 Equity Shares (ii) 381911 Equity Shares	(i) 0.69% (ii) 1.06%	(i) 2211338 Equity Shares (ii) 778057 Equity Shares	(i) 6.13% (ii) 2.16%
	b. Each Seller / Transferor	2356930 Equity Shares	6.54%	Nil	Nil

For Vanaik Investors Ltd.

For Kovalam Investment and Trading Co. Ltd

  
Navdeep Sharma  
(Director)

  
Navdeep Sharma  
(Director)

Place: New Delhi

Date: 31.01.2019

NAHAR SPINNING MILLS LTD.				
Statement showing shareholding pattern of the Promoter and Promoter Group				
Category of shareholder	Before Proposed Transaction		After Proposed Transaction	
	No. equity shares	% w.r.t. total share capital of TC	No. equity shares	% w.r.t. total share capital of TC
<b>A1) Indian</b>				
Individuals/Hindu undivided Family	87,591	0.24	87,591	0.24%
KAMAL OSWAL	24,750	0.07	24,750	0.07%
DINESH OSWAL	23,766	0.07	23,766	0.07%
ABHILASH OSWAL	16,000	0.04	16,000	0.04%
MONICA OSWAL	11,520	0.03	11,520	0.03%
RUCHIKA OSWAL	11,555	0.03	11,555	0.03%
Any Other (specify)	2,32,91,834	64.58	2,32,91,834	64.58%
ABHILASH GROWTH FUND (P) LIMITED	1,89,413	0.53	1,89,413	0.53%
ATAM VALLABH FINANCIERS LTD	1,21,007	0.34	1,21,007	0.34%
ROYAL INVESTMENT & TRADING CO. LTD.	1,12,520	0.31	1,12,520	0.31%
MONICA GROWTH FUND (P) LTD	12,20,386	3.38	12,20,386	3.38%
NAGDEVI TRADING & INVESTMENT CO. LTD	2,18,930	0.61	2,18,930	0.61%
NAHAR GROWTH FUND (P) LTD.	51,720	0.14	51,720	0.14%
NEHA CREDIT AND INVESTMENT (P) LTD	1,13,490	0.31	1,13,490	0.31%
RUCHIKA GROWTH FUND (P) LTD	3,73,041	1.03	3,73,041	1.03%
SHANKHESHWAR HOLDING CO. LTD	1,20,170	0.33	1,20,170	0.33%
VARDHMAN INVESTMENTS LTD	84,194	0.23	84,194	0.23%
VANAIC SPINNING MILLS LIMITED	1,79,179	0.5	1,79,179	0.50%
OSWAL WOOLEN MILLS LIMITED	69,02,244	19.14	69,02,244	19.14%
NAHAR POLY FILMS LIMITED	3,38,311	0.94	3,38,311	0.94%
J.L GROWTH FUND LTD	20,450	0.06	20,450	0.06%
BERMUDA INSURANCE BROKERS (P) LTD.	1,02,57,384	28.44	1,02,57,384	28.44%
NAHAR CAPITAL AND FINANCIAL SERVICES	2,33,79,425	64.83	2,33,79,425	64.83%
Sub Total A1				

NAHAR SPINNING MILLS LTD.				
Statement showing shareholding pattern of the Promoter and Promoter Group				
Category of shareholder	Before Proposed Transaction		After Proposed Transaction	
	No. equity shares	% w.r.t. total share capital of TC	No. equity shares	% w.r.t. total share capital of TC
<b>A1) Indian</b>				
Individuals/Hindu undivided Family	87,591	0.24	87,591	0.24%
KAMAL OSWAL	24,750	0.07	24,750	0.07%
DINESH OSWAL	23,766	0.07	23,766	0.07%
ABHILASH OSWAL	16,000	0.04	16,000	0.04%
MONICA OSWAL	11,520	0.03	11,520	0.03%
RUCHIKA OSWAL	11,555	0.03	11,555	0.03%
Any Other (specify)	2,32,91,834	64.58	2,32,91,834	64.58%
ABHILASH GROWTH FUND (P) LIMITED	1,89,413	0.53	1,89,413	0.53%
ATAM VALLABH FINANCIERS LTD	1,21,007	0.34	1,21,007	0.34%
ROYAL INVESTMENT TRADING CO. LTD.	1,12,520	0.31	1,12,520	0.31%
MONICA GROWTH FUND (P) LTD	12,20,386	3.38	12,20,386	3.38%
NAGDEVI TRADING & INVESTMENT CO. LTD	2,18,930	0.61	2,18,930	0.61%
NAHAR GROWTH FUND (P) LTD.	51,720	0.14	51,720	0.14%
NEHA CREDIT AND INVESTMENT (P) LTD	1,13,490	0.31	1,13,490	0.31%
RUCHIKA GROWTH FUND (P) LTD	3,73,041	1.03	3,73,041	1.03%
SHANKHESHWAR HOLDING CO. LTD				
VARDHMAN INVESTMENTS LTD	1,20,170	0.33	1,20,170	0.33%
VANAİK SPINNING MILLS LIMITED	84,194	0.23	84,194	0.23%
NAHAR INDUSTRIAL ENTERPRISES LTD.	1,79,179	0.5	1,79,179	0.50%
OSWAL WOOLEN MILLS LIMITED	69,02,244	19.14	69,02,244	19.14%
NAHAR POLY FILMS LIMITED	3,38,311	0.94	3,38,311	0.94%
J L GROWTH FUND LTD	20,450	0.06	20,450	0.06%
BERMUDA INSURANCE BROKERS (P) LTD.	1,02,57,384	28.44	1,02,57,384	28.44%
NAHAR CAPITAL AND FINANCIAL SERVICES	2,33,79,425	64.83	2,33,79,425	64.83%
Sub Total A1				

**STATEMENT OF HOLDING OF SPECIFIED SECURITIES AND SHAREHOLDING PATTERN**

1.	Name of Listed Entity:	Nahar Spinning Mills Limited
2.	ScripCode/Name of Scrip/Class of Security	NAHARSPING/500296/Equity Shares
3.	Share Holding Pattern Filed under : Reg.31(1)(a)/Reg.31(1)(b)/Reg.31(1)(c)	
	a If under 31(1)(b) then indicate the report for Quarter ending	31-03-2018
	b If under 31(1)(c) then indicatedate of allotment/extinguishment	-

4 Declaration: The Listed entity is required to submit the following declaration to the extent of submission of information

	Particulars	Yes*	No*
1	Whether the Listed Entity has issued any partly paid up shares?	-	No
2	Whether the Listed Entity has issued any Convertible Securities or Warrants?	-	No
3	Whether the Listed Entity has any shares against which depository receipts are issued?	-	No
4	Whether the Listed Entity has any shares in locked-in?	-	No
5	Whether any shares held by promoters are pledge or otherwise encumbered?	-	No

\*If the Listed Entity selects the option 'No' forh questions above, the columns for the partly paid up shares, Outstanding Convertible Securities/Warrants, depository receipts, locked-in shares, No of shares pledged or otherwise encumbered by promoters, as applicable, shall not be displayed at the time of dissemination on the Stock Exchange website. Also wherever there is 'No' declared by Listed Entity in above table the values will be considered as 'Zero' by default on submission of the format of holding of specified securities.

For Nahar Spinning Mills Ltd.

  
 Company Secretary

Annexure-4  
10

TABLE- I - SUMMARY STATEMENT HOLDING OF SPECIFIED SECURITIES

Category (I)	Category of shareholder (II)	No. of shares held (III)	No. of fully paid up equity shares held (IV)	No. of Partly paid-up equity shares held (V)	No. of shares underlying Depository Receipts (VI)	Total no. shares held (VII) = (IV)+(V)+(VI)	Shareholding as a % of total no. of shares (calculated as SCRRL, 1987) (VIII) As a % of (A+B+C2)	Number of Voting Rights held in each class of securities (IX)			No. of Shares Underlying Outstanding convertible securities (including Warrants) (X)	Shareholding, as a % assuming full conversion of convertible securities (as a percentage of diluted share capital) (XI) = (VII)+(X) As a % of (A+B+C2)	Number of Locked in shares (XII)		Number of Shares pledged or otherwise encumbered (XIII)		Number of equity shares held in dematerialized form (XIV)	
								No of Voting Rights					Total as a % of (A+B+C)	No.(a)	As a % of total Shares held (b)	No.(a)		As a % of total Shares held (b)
								Class eg: X	Class eg: Y	Total								
(A)	Promoter & Promoter Group	33	2379425	-	-	2379425	64.83	2379425	-	2379425	64.83	64.83	NIL	NA	NA	2379425		
(B)	Public	32158	12685878	-	-	12685878	35.17	12685878	-	12685878	35.17	35.17	NIL	787612	2.18	11486221		
(C)	Non Promoter-NonPublic	-	-	-	-	-	-	-	-	-	-	-	NIL	NA	NA	-		
(C1)	Shares underlying DRs	-	-	-	-	-	-	-	-	-	-	-	NIL	NA	NA	-		
(C2)	Shares held by Employee Trusts	-	-	-	-	-	-	-	-	-	-	-	NIL	NA	NA	-		
	Total	32161	36065303	-	-	36065303	100.00	36065303	-	36065303	100.00	100.00	NIL	787612	2.18	34656646		



11

TABLE II - STATEMENT SHOWING SHAREHOLDING PATTERN OF THE PROMOTER AND PROMOTER GROUP

Category & Name of Shareholders (i)	PAN (ii)	No. of Shareholders (iii)	No. of fully paid up equity shares held (iv)	Partly paid up equity shares held (v)	No. of shares underlying Depository Receipts (vi)	Total No. of Shares held (VII)=(iv+v+vi)	Shareholding % (Calculated as per SCRR, 1957 as a % of A+B+C2) (viii)	Number of Voting Rights held in each class of securities (ix)			Total as a % of Total Voting rights	No. of Shares underlying Outstanding Convertible Securities (including Warrants) (x)	Shareholding, as a % assuming full conversion of convertible securities (as a percentage of diluted share capital) (XI)=(VIII+(X)) as a % of A+B+C2	Number of Locked in Shares (XII)		Number of Shares pledged or otherwise encumbered (XIII)		Number of equity shares held in dematerialized form (XIV)
								Class X	Class Y	Total				As a % of total Shares held (a)	As a % of total shares held (b)	As a % of total shares held (c)	As a % of total shares held (d)	
(1) Indian Individuals		5	87591	-	-	87591	0.24				87591	0.24		N/A	N/A	N/A	87591	
(b) Central Government/State Government(s)		-	-	-	-	-	-				-	-		N/A	N/A	N/A	-	
(c) Financial Institutions/Banks		-	-	-	-	-	-				-	-		N/A	N/A	N/A	-	
(e) Any Other (Specify)		-	-	-	-	-	-				-	-		N/A	N/A	N/A	-	
(d) Body Corporate		18	23291834	-	-	23291834	64.58				-	-		N/A	N/A	N/A	23291834	
Sub-Total (AM1)		23	23379425	-	-	23379425	64.83				-	-		N/A	N/A	N/A	23379425	
(2) Foreign Individuals (Non-Resident Individuals/Foreign)		-	-	-	-	-	-				-	-		N/A	N/A	N/A	-	
(b) Government		-	-	-	-	-	-				-	-		N/A	N/A	N/A	-	
(c) International		-	-	-	-	-	-				-	-		N/A	N/A	N/A	-	
(d) Foreign Portfolio Investor		-	-	-	-	-	-				-	-		N/A	N/A	N/A	-	
(e) Any Other (Specify)		-	-	-	-	-	-				-	-		N/A	N/A	N/A	-	
(3) Sub-Total (AM2)		-	-	-	-	-	-				-	-		N/A	N/A	N/A	-	
Total Shareholding of Promoter and Promoter Group (AM)=(AM1)+(AM2)		23	23379425	-	-	23379425	64.83				-	-		N/A	N/A	N/A	23379425	

Details of Shares which remain unclaimed may be given here along with details such as number of shareholders, outstanding shares held in demat/unclaimed suspense account, voting rights which are frozen etc.

Note:

(1) PAN would not be displayed on website of Stock Exchange(s)

(2) The term "Encumbrance" has the same meaning as assigned under regulation 28(3) of SEBI (Substantial Acquisition of Shares and Takeovers) Regulations, 2011.

(3) Details showing Shareholding of Promoters and Promoters Group is attached herewith as Annexure



12



TABLE III - STATEMENT SHOWING SHAREHOLDING PATTERN OF THE PUBLIC SHAREHOLDER

(1) Institutions/ Category & Name of the Shareholders (i)	PAN (ii)	Nos. of shares held (iii)	No. of fully paid up equity shares held (iv)	Partly paid-up equity shares held (v)	Nos. of shares under lying Deposits or Receipts (vi)	Total nos. shares held (vii)	Shareholding % as per SCRR, 1957 (A+B+C2) VIII	Number of Voting Rights held in each class of securities (ix)			Total as a % of Total Voting rights	No. of Shares Underlying Outstanding convertible securities (including Warrants) (x)	Total shares convertible as a % of convertible securities (as a percentage of shares held)	Number of Locked in shares (xii)		Number of Shares pledged or otherwise encumbered (xiii)		Number of equity shares held in dematerialized form (xiv)
								Class X	Class Y	Total				(a) % of total shares held (b)	(a) (Not applicable) (b)	(a) % of total shares held (Not applicable) (b)		
(a) Mutual Funds/ (b) Venture Capital Funds (c) Alternative Investment Funds		5	5759	-	-	5759	0.01	5759	-	5759	0.01	-	0.01	NA	NA	NA	NA	3129
(d) Foreign Venture Capital Investors		-	-	-	-	-	-	-	-	-	-	-	-	NA	NA	NA	NA	-
(e) Foreign Portfolio Investors		20	112454	-	-	112454	0.31	112454	-	112454	0.31	-	0.31	NA	70334	0.19	111083	
(f) Financial Institutions/ Banks		-	-	-	-	-	-	-	-	-	-	-	-	NA	NA	NA	-	
(g) Insurance Companies		-	-	-	-	-	-	-	-	-	-	-	-	NA	NA	NA	-	
(h) Provident Funds/ Mutual Funds/ (i) Any Other (Specify)		-	-	-	-	-	-	-	-	-	-	-	-	NA	NA	NA	-	
Foreign Financial Institutions		-	-	-	-	-	-	-	-	-	-	-	-	NA	NA	NA	-	
Sub-Total (B)(1)		25	118213	-	-	118213	0.32	118213	-	118213	0.32	-	0.32	NA	70334	0.19	114212	
(2) Central Government/ State Government(s)/ President of India		1	369262	-	-	369262	1.024	369262	-	369262	1.024	-	1.024	NA	NA	NA	369262	
Investor Education and Protection Fund Authority Ministry of Corporate Affairs		1	369262	-	-	369262	1.024	369262	-	369262	1.024	-	1.024	NA	NA	NA	369262	
Sub-Total (B)(2)		1	369262	-	-	369262	1.024	369262	-	369262	1.024	-	1.024	NA	NA	NA	369262	
(3) Non-institutions		31441	9690065	-	-	9690065	26.86	9690065	-	9690065	26.86	-	26.86	NA	NA	NA	8502288	
(a) Individuals - i. Individual shareholders holding nominal share capital up to Rs. 2 lakhs.		12	1034045	-	-	1034045	2.86	1034045	-	1034045	2.86	-	2.86	NA	256268	0.71	1034045	
ii. Individual shareholders holding nominal share capital in excess of Rs. 2 lakhs. Individuals -		-	-	-	-	-	-	-	-	-	-	-	-	-	-	-	-	



(b) NBFCs registered with RBI		4	52358	-	-	52358	0.15	52358	-	52358	0.15	-	0.15	NA	51000	0.14	52358
(c) Employee Trusts		-	-	-	-	-	-	-	-	-	-	-	-	NA	NA	-	-
(d) Overseas Depositories (holding DRs) (balancing figure)		-	-	-	-	-	-	-	-	-	-	-	-	NA	NA	-	-
(e) Any Other (specify)		-	-	-	-	-	-	-	-	-	-	-	-	NA	NA	-	-
Body Corporate		489	1319445	-	-	1319445	3.66	1319445	-	1319445	3.66	-	3.66	NA	410010	1.13	1312177
OCB		0	0	0	0	0	0.00	0	-	0	0	-	0.00	NA	NA	-	0
Directors and Relatives*		0	0	0	0	0	0.00	0	-	0	0	-	0.00	NA	NA	-	0
NRI		164	102010	-	-	102010	0.28	102010	-	102010	0.28	-	0.28	NA	NA	-	101399
Trust		2	480	-	-	480	0.00	480	-	480	0	-	0.00	NA	NA	-	480
Sub-Total (B)(3)		32112	12198403	-	-	12198403	33.81	12198403	-	12198403	33.81	-	33.81	NA	717278	1.99	11802747
Total Public Shareholding (B)- (B)(1)+(B)(2)+(B)(3)		32138	12685878	-	-	12685878	35.17	12685878	-	12685878	35.17	-	35.17	NA	787612	2.18	11486221

Details of the shareholders acting as persons in Concert including their Shareholding (No. and %):

Details of Shares which remain unclaimed may be given hear along with details such as number of shareholders, outstanding shares held in demat/unclaimed suspense account, voting rights which are frozen etc.

Note:

(1) PAN would not be displayed on website of Stock Exchange(s).

(2) The above format needs to be disclosed along with the name of following persons: Institutions/Non Institutions holding more than 1% of total number of shares.

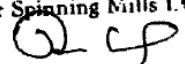
(3) W.r.t. the information pertaining to Depository Receipts, the same may be disclosed in the respective columns to the extent information available and the balance to be disclosed as held by custodian

Note :- \*The shares held by Mr. Dinesh Oswal, Mr. Kamal Oswal, Directors of the Company has been shown under the heading Promoter Category.

Likewise the holding of Mrs. Monica Oswal & Ruchita Oswal, Relatives of Mr. Dinesh Oswal & Mr. Kamal Oswal has been shown under the heading Promoter Category.

# The shares are held by IEPF Authority on behalf of the Shareholders in respect of which Dividend remained unclaimed /unpaid for a Consecutive period of Seven years.

For Nahar Spinning Mills Ltd

  
Company Secretary

14

TABLE IV - STATEMENT SHOWING SHAREHOLDING PATTERN OF THE NON-PROMOTER- NON PUBLIC SHAREHOLDER

Category & Name of the Shareholders (I)	PAN (II)	No. of shares held (III)	No. of fully paid-up equity shares held (IV)	Partly paid-up equity shares held (V)	No. of shares underlying Depository Receipts (VI)	Total shares held (VII) (IV+V+VI)	Shareholding % calculated as at the end of the year (VIII)	Number of Voting Rights held in each class of securities (IX)		No. of Shares Underlying Outstanding convertible securities (as a percentage of diluted share capital) (X)	Total Shareholding, as a percentage of consolidated net worth of the Company (XI)	Number of Locked in shares (XII)		Number of Shares pledged or otherwise encumbered (XIII)	No. of Shares held (Not Applicable)	Number of equity shares held in dematerialized form (XIV) (Not Applicable)
								As a % of Total Shares held	% of X			No. of Voting Rights	Total %			
(1) Promoter/DR Holder	-	-	-	-	-	-	-	-	-	-	-	-	-	-	-	-
(a) Name of DR Holder (if available)	-	-	-	-	-	-	-	-	-	-	-	-	-	-	-	-
(2) Employee Benefit Trust (under SEBI (Share based Employee Benefit) Regulations, 2014)	-	-	-	-	-	-	-	-	-	-	-	-	-	-	-	-
Total Non-Promoter- Non Public Shareholding (CP- (XIV)+(XV))	-	-	-	-	-	-	-	-	-	-	-	-	-	-	-	-

Note:

(1) PAN would not be displayed on website of Stock Exchange(s).

(2) The above format needs to disclose name of all holders holding more than 1% of total number of shares.

(3) Where the information pertaining to Depository Receipts, the same may be disclosed in the respective columns to the extent information available.



ANEXURE STATEMENT SHOWING DETAILS OF SHAREHOLDING OF PROMOTERS															
Sr. No.	Category & Name of the Shareholders (I)	PAN (II)	No. of Shareholder (III)	No. of fully paid up equity shares held (IV)	Partly paid up equity shares held (V)	Nos. of shares underlying Depository Receipts (VI)	Total No. of Shares held (VII)	Shareholding % Calculated as per SCRR, 1957 As a % of A+B+C2 (VIII)	Number of Voting Rights held in each class of securities (IX)		No. of Shares underlying Outstanding & Convertible Securities (including Warrants) (X)	Shareholding, as a % assuming full conversion of convertible securities (as a percentage of diluted share capital) (XI)=(VII)+(X) as a % of A+B+C2	Number of Locked in Shares (XII)	Number of Shares pledged or otherwise encumbered (XIII)	Number of equity shares held in dematerialized form (XIV)
									Class X	Class Y					
1	Karnal Oswal	AACPO9697F	1	24750	-	-	24750	0.07	-	-	-	0.07	-	-	24750
2	Dinesh Oswal	AABPO2476P	1	23766	-	-	23766	0.07	-	-	-	0.07	-	-	23766
3	Abhilash Oswal	AABPO2485N	1	16000	-	-	16000	0.04	-	-	-	0.04	-	-	16000
4	Monica Oswal	AABPO2483L	1	11520	-	-	11520	0.03	-	-	-	0.03	-	-	11520
5	Ruchika Oswal	AABPO2482M	1	11555	-	-	11555	0.03	-	-	-	0.03	-	-	11555
6	Abhilash Growth Fund (P) Limited	AAACA2361H	1	189413	-	-	189413	0.53	-	-	-	0.53	-	-	189413
7	Atom Vallabh Financiers Ltd	AAACA2847G	1	121007	-	-	121007	0.34	-	-	-	0.34	-	-	121007
8	Kovalan Investment & Trading Co., Ltd	AAACK4419L	1	381911	-	-	381911	1.06	-	-	-	1.06	-	-	381911
9	Monica Growth Fund (P) Ltd	AAACM0379D	1	112520	-	-	112520	0.31	-	-	-	0.31	-	-	112520
10	Nagdevi Trading & Investment Co Ltd	AAACN1563A	1	1220386	-	-	1220386	3.38	-	-	-	3.38	-	-	1220386
11	Nalar Growth Fund (P) Ltd	AAACN0765G	1	218930	-	-	218930	0.61	-	-	-	0.61	-	-	218930
12	Neha Credit And Investment (P) Ltd	AAACN0764H	1	51720	-	-	51720	0.14	-	-	-	0.14	-	-	51720
13	Ruchika Growth Fund (P) Ltd	AAACR0129C	1	113490	-	-	113490	0.31	-	-	-	0.31	-	-	113490
14	Shankheshwar Holding Co. Ltd	AAACS2165B	1	373041	-	-	373041	1.03	-	-	-	1.03	-	-	373041
15	Vanaki Investors Ltd	AAACV0052E	1	250554	-	-	250554	0.69	-	-	-	0.69	-	-	250554
16	Nardhan Investments Ltd	AAACV1587G	1	120170	-	-	120170	0.33	-	-	-	0.33	-	-	120170
17	Vanaki Spinning Mills Ltd	AAACV5333J	1	84194	-	-	84194	0.23	-	-	-	0.23	-	-	84194
18	Nahar Industrial Enterprises Ltd	AACCN3563A	1	2356930	-	-	2356930	6.54	-	-	-	6.54	-	-	2356930
19	Oswal Woolen Mills Ltd.	AAACO1973F	1	179179	-	-	179179	0.50	-	-	-	0.50	-	-	179179
20	Nahar Poly Films Limited	AAACN5708K	1	6902244	-	-	6902244	19.14	-	-	-	19.14	-	-	6902244
21	J.L. Growth Fund Ltd	AAACH593Q	1	338311	-	-	338311	0.94	-	-	-	0.94	-	-	338311
22	Bernada Insurance Brokers (P) Ltd.	AACCB3435F	1	20450	-	-	20450	0.06	-	-	-	0.06	-	-	20450
23	Nahar Capital and Financial Services Ltd	AACCN2866Q	1	10257384	-	-	10257384	28.44	-	-	-	28.44	-	-	10257384
<b>TOTAL</b>							<b>23379425</b>	<b>64.83</b>				<b>64.83</b>			<b>23379425</b>

For Nahar Spinning Mills Ltd

  
Company Secretary

**STATEMENT OF HOLDING OF SPECIFIED SECURITIES AND SHAREHOLDING PATTERN**

1.	Name of Listed Entity:	Nahar Spinning Mills Limited
2.	Scrip Code/Name of Scrip/Class of Security	NAHARSPING/500296/Equity Shares
3.	Share Holding Pattern Filed under : Reg-31(1)(a)/Reg-31(1)(b)/Reg-31(1)(c)	
	a If under 31(1)(b) then indicate the report for Quarter ending	31-03-2017
	b If under 31(1)(c) then indicate date of allotment/extinguishment	-

4. **Declaration:** The Listed entity is required to submit the following declaration to the extent of submission of information:-

	Particulars	Yes*	No*
1	Whether the Listed Entity has issued any partly paid up shares?	-	No
2	Whether the Listed Entity has issued any Convertible Securities or Warrants?	-	No
3	Whether the Listed Entity has any shares against which depository receipts are issued?	-	No
4	Whether the Listed Entity has any shares in locked-in?	-	No
5	Whether any shares held by promoters are pledge or otherwise encumbered?	-	No

\*If the Listed Entity selects the option 'No' for the questions above, the columns for the partly paid up shares, Outstanding Convertible Securities/Warrants, depository receipts, locked-in shares, No of shares pledged or otherwise encumbered by promoters, as applicable, shall not be displayed at the time of dissemination on the Stock Exchange website. Also wherever there is 'No' declared by Listed Entity in all table the values will be considered as 'Zero' by default on submission of the format of holding of specified securities.



①

TABLE 1 - SUMMARY STATEMENT HOLDING OF SPECIFIED SECURITIES

(I) Category	Category of shareholder (II)	No. of shares held (III)	No. of fully paid up equity shares held (IV)	No. of partly paid-up equity shares held (V)	No. of underlying Depository Receipts (VI)	Total nos. shares held (VII) = (IV)+(V)+(VI)	Shareholding as a % of total no. of shares calculated as per SCRR, 1957 (VIII) As a % of (A+B+C2)	Number of Voting Rights held in each class of securities (IX)			Total as a % of (A+B+C)	No. of Shares & convertible securities (including warrants) (X)	Shareholding as a % assuming full conversion of convertible securities (as a percentage of diluted share capital) (XI) = (VII) + (X) As a % of (A+B+C2)	Number of Locked in shares (XII)		Number of Shares pledged or otherwise encumbered (XIII)	Name of the shareholder
								Class eq. X	Class eq. Y	Total				As a % of total Shares held (b)	As a % of total Shares held (b)		
(A)	Promoter & Promoter Group	23	23379425	-	-	23379425	64.83	23379425	-	23379425	-	64.83	64.83	NIL	NIL	NA	NA
(B)	Public	37199	12685878	-	-	12685878	38.17	12685878	-	12685878	-	38.17	38.17	NIL	NIL	NA	NA
(C)	Non Promoter-Non Public	-	-	-	-	-	-	-	-	-	-	-	-	NIL	NIL	NA	NA
(C1)	Shares underlying DRs	-	-	-	-	-	-	-	-	-	-	-	-	NIL	NIL	NA	NA
(C2)	Shares held by Employee Trusts	-	-	-	-	-	-	-	-	-	-	-	-	NIL	NIL	NA	NA
	Total	37222	36065303	-	-	36065303	100	36065303	-	36065303	-	100	100	NIL	NIL	NA	NA



TABLE II. STATEMENT SHOWING SHAREHOLDING PATTERN OF THE PROMOTER AND PROMOTER GROUP

Category & Name of the Shareholders (I)	PAN (II)	No. of Shareholder (III)	No. of fully paid up equity shares held (IV)	Partly paid up equity shares held (V)	Nos. of shares underlying Depository Receipts (VI)	Total No. of Shares held (VII) = (IV)+(V)+(VI)	Shareholding % (calculated as per SCRR, 1957 As a % of V-B+C+D) (VIII)	Number of Voting Rights			Total as a % of Total Voting Rights	No. of Shares underlying Outstanding (convertible Securities) (including Warrants) (IX)	No. of Shares underlying Outstanding full conversion of convertible securities as a percentage of diluted share capital (X) = (VIII)/(X) as a % of A+B+C+D	Number of Locked in Shares (XI)		Number of Shares pledged or otherwise encumbered (XII)		Number of equity shares held in dematerialized form (XIII)
								Class X	Class Y	Total				(a) No. of Locked in Shares (XI)	As a % of total Shares held (b)	No. (a)	As a % of equal shares held (b)	
Individuals		5	87591	-	-	87591	0.24				87591	0.24						87591
Central Government/ State Government(s)		-	-	-	-	-	-				-	-						-
Financial Institutions/ Banks		-	-	-	-	-	-				-	-						-
Any Other (specify)		-	-	-	-	-	-				-	-						-
Body Corporate		18	23291834	-	-	23291834	64.58				23291834	64.58						23291834
Sub-Total (A)(1)		23	23379425	-	-	23379425	64.83				23379425	64.83						23379425
Foreign Individuals (Non- Resident Individuals/ Foreign Individuals)		-	-	-	-	-	-				-	-						-
Government Institutions		-	-	-	-	-	-				-	-						-
Foreign Portfolio Investor		-	-	-	-	-	-				-	-						-
Any Other (specify)		-	-	-	-	-	-				-	-						-
Sub-Total (A)(2)		-	-	-	-	-	-				-	-						-
Total Shareholding of Promoter and Promoter Group (A) = (A)(1)+(A)(2)		23	23379425	-	-	23379425	64.83				23379425	64.83						23379425

Is of Shares which remain unclaimed may be given hear along with details such as number of shareholders, outstanding shares held in demat/unclaimed suspense account, voting rights which are frozen etc.

AN would not be displayed on website of Stock Exchanges)

IC term "Promoter" has the same meaning as assigned under regulation 2B(3) of SEBI (Substantial Acquisition of Shares and Takeovers) Regulations, 2011. Details showing Shareholding of Promoters and Promoters Group is attached herewith as Annexure



TABLE III - STATEMENT SHOWING SHAREHOLDING PATTERN OF THE PUBLIC SHAREHOLDERS

(I) Category & Name of the Shareholders (II)	PAN (III)	No. of shares held (III)	No. of fully paid up equity shares held (IV)	Partly paid up equity shares held (V)	No. of Depository Receipts (VI)	Total no. shares held (VII) = (III)+(IV)+(V)+(VI)	Shareholding % (VIII) = (VII)/(Total Shares of the Company) x 100	Number of Voting Rights held in each class (IX)		Total as a % of Total Voting Rights (X) = (Total Voting Rights held in each class) / Total Voting Rights x 100	No. of convertible securities (including Warrants) (XI)	Total shareholding % as assuming full conversion (XII) = (Total convertible securities + convertible securities held) / Total Shares of the Company x 100	Number of Locked in Shares (NIL) (a)	Number of Shares pledged or otherwise used as collateral (b)	Number of Shares held in dematerialized form (XIV)
								Class X	Class Y Total						
(1) Institutions															
(a) Mutual Funds		17	7666	-	-	7666	0.02	7666	-	7666	0.02	NA	NA	NA	3129
(b) Venture Capital Funds		-	-	-	-	-	-	-	-	-	-	NA	NA	NA	-
(c) Alternate Investment Funds		-	-	-	-	-	-	-	-	-	-	NA	NA	NA	-
(d) Foreign Venture Capital Investors		-	-	-	-	-	-	-	-	-	-	NA	NA	NA	-
(e) Foreign Portfolio Investors		-	-	-	-	-	-	-	-	-	-	NA	NA	NA	-
(f) Financial Institutions/Banks		33	37201	-	-	37201	0.10	37201	-	41297	0.11	NA	NA	NA	35167
(g) Insurance Companies		-	-	-	-	-	-	-	-	-	-	NA	NA	NA	-
(h) Provident Funds/Pension Funds		-	-	-	-	-	-	-	-	-	-	NA	NA	NA	-
(i) AAR Object (Asset) Foreign Financial Institutions		3	4695	-	-	4695	0.02	4695	-	4695	0.02	NA	NA	NA	4095
(j) Sub-Total (BX1)		43	49562	-	-	49562	0.14	57235	-	57235	0.16	NA	NA	NA	42391
(k) Central Government/State Government(s)/President of India		-	-	-	-	-	-	-	-	-	-	NA	NA	NA	-
(l) Sub-Total (BX2)		-	-	-	-	-	-	-	-	-	-	NA	NA	NA	-
(m) Non-Institutions															
(a) Individuals - i. Individual shareholders holding nominal share capital up to Rs. 2 lakhs.		36395	9449181	-	-	9449181	26.20	9449181	-	9449181	27.19	NA	NA	NA	7835813
ii. Individual shareholders holding nominal share capital in excess of Rs. 2 lakhs. Individual		16	1635879	-	-	1635879	4.54	1635879	-	1635879	3.37	NA	NA	NA	1635879





(b)	NRI's registered with RBI	(c)	Employee Trusts	(d)	Private Depositories (holding DRs) (balancing figure)	(e)	Any Other (Specify)	(f)	Sub-Total (B)(1)-(B)(5)	(g)	Total Public Shareholding (B)-(B)(1)-(B)(2)+(B)(3)
	500	1468333	-	-	-	-	-	-	-	-	-
	1	200	-	-	-	-	-	-	-	-	-
	1	22	-	-	-	-	-	-	-	-	-
	141	82221	-	-	-	-	-	-	-	-	-
	2	480	-	-	-	-	-	-	-	-	-
	37146	12636316	-	-	-	-	-	-	-	-	-
	37199	12685878	-	-	-	-	-	-	-	-	-

Details of the shareholders acting as persons in Concert including their Shareholding (No. and %):

Details of Shares which remain unclaimed may be given here along with details such as number of shareholders, outstanding shares held in demat/unclaimed suspense account, voting frozen etc.

Note:

(1) PAN would not be displayed on website of Stock Exchange(s).

(2) The above format needs to be disclosed along with the name of following persons: Institutions/Non Institutions holding more than 1% of total number of shares.

(3) W.r.t. the information pertaining to Depository Receipts, the same may be disclosed in the respective columns to the extent information is available and the balance to be disclosed as 0.

Note: The shares held by Mr. Dinesh Oswal, Mr. Kamal Oswal, Directors of the Company has been shown under the heading Promoter Category. Likewise the holding of Mrs. Monika Oswal & Rachita Oswal, Relatives of Mr. Dinesh Oswal & Mr. Kamal Oswal has been shown under the heading Promoter Category.

For Nahar Sp





**TABLE IV - STATEMENT SHOWING SHAREHOLDING PATTERN OF THE NON-PROMOTER, NON-PUBLIC SHAREHOLDER**

(1) Category & Name of the Shareholders (I)	(2) PAN (III)	(3) No. of shares held (III)	(4) No. of fully paid-up shares (IV)	(5) Depository No. (V)	(6) Total shares held (VI)	(7) Shareholding % (VII)	(8) No. of Voting Rights held in each class of securities (IX)	(9) Total No. of Shares held as a percentage of authorized share capital (X)	(10) Number of Shares Locked in (XII)	(11) Number of Shares pledged or otherwise encumbered in (XIII)	(12) Number of equity shares held (XIV)	(13) Number of dematerialized shares held (XV)
(1) Crystal/MSB Modern/MSB												
(2) Same of DR Holder (if available) as in Schedule I of the Companies Act, 2013												
(3) Employee Benefit Trust (under SEBI (Employee Benefit) Regulations, 2014)												
(4) Name (Ib)...												
Total Non-Promoter Non Public Shareholding (C)* (CIII) (CXI)												

**Notes:**  
 (i) The number of shares held by the Shareholders (I) is the number of shares held by them as on the date of filing of the financial statements.  
 (ii) The number of shares held by the Shareholders (I) is the number of shares held by them as on the date of filing of the financial statements.  
 (iii) The number of shares held by the Shareholders (I) is the number of shares held by them as on the date of filing of the financial statements.

No.	Category & Name of the Shareholders (I)	PAN ID	No. of Sharehold (III)	No. of fully paid up shares (IV)	Partly paid up equity shares held (V)	No. of Depository Receipts (VI)	Total No. of Shares held (VII)	Shareholding as per SCRA, 1957 As a % of A+B+C2 (VIII)	Number of Voting Rights in each class of securities (IX)	Class X < Class Y (A+B+C)	Total as a % of A+B+C	No. of Shares underlying convertible securities (as a % of A+B+C2) (X)	Shareholding as a % of outstanding fully convertible securities (as a % of A+B+C2) (XI)	Number of Locked in Shares (XII)	Number of Shares pledged or otherwise held in secured form (XIII)	Number of Shares held in secured form (XIV)
1	Karnal Oswal	AAACR03097F	1	21750	-	-	21750	0.07	-	-	-	-	0.07	-	-	21750
2	Dinesh Oswal	AAABM2370P	1	23766	-	-	23766	0.07	-	-	-	-	0.07	-	-	23766
3	Ashish Oswal	AAABM2482N	1	16000	-	-	16000	0.04	-	-	-	-	0.04	-	-	16000
4	Mouza Oswal	AAABM2482N	1	11520	-	-	11520	0.03	-	-	-	-	0.03	-	-	11520
5	Ruchita Oswal	AAABM2385M	1	11555	-	-	11555	0.03	-	-	-	-	0.03	-	-	11555
6	Abhinav Growth Fund (P)AAAC A2361H	AAABM2385M	1	189413	-	-	189413	0.55	-	-	-	-	0.55	-	-	189413
7	Alum Limited	AAACR4419L	1	221007	-	-	221007	0.34	-	-	-	-	0.34	-	-	221007
8	Kovadan Investment & Trading Co. Ltd	AAACR4419L	1	381911	-	-	381911	1.06	-	-	-	-	1.06	-	-	381911
9	Madura Growth Fund (P)AAAC R0129C	AAACR4419L	1	112530	-	-	112530	0.31	-	-	-	-	0.31	-	-	112530
10	Nagar Growth Fund (P)AAAC R0129C	AAACR4419L	1	1220386	-	-	1220386	3.38	-	-	-	-	3.38	-	-	1220386
11	Nagar Growth Fund (P)AAAC R0129C	AAACR4419L	1	218920	-	-	218920	0.61	-	-	-	-	0.61	-	-	218920
12	Shree Growth Fund (P)AAAC R0129C	AAACR4419L	1	51720	-	-	51720	0.14	-	-	-	-	0.14	-	-	51720
13	Shree Growth Fund (P)AAAC R0129C	AAACR4419L	1	113490	-	-	113490	0.31	-	-	-	-	0.31	-	-	113490
14	Shree Growth Fund (P)AAAC R0129C	AAACR4419L	1	375041	-	-	375041	1.03	-	-	-	-	1.03	-	-	375041
15	Venkat Investors Ltd	AAACV10057E	1	250554	-	-	250554	0.69	-	-	-	-	0.69	-	-	250554
16	Venkat Investors Ltd	AAACV1587G	1	120170	-	-	120170	0.33	-	-	-	-	0.33	-	-	120170
17	Venkat Spinning Mills Ltd	AAACV3323J	1	84194	-	-	84194	0.23	-	-	-	-	0.23	-	-	84194
18	Nagar Industrial Enterprises	AAACN3165B	1	2356930	-	-	2356930	6.54	-	-	-	-	6.54	-	-	2356930
19	Crescent Wooden Mills Ltd.	AAACQ1917E	1	179179	-	-	179179	0.50	-	-	-	-	0.50	-	-	179179
20	Nagar Poly Fibers Limited	AAACN3570N	1	6902344	-	-	6902344	19.14	-	-	-	-	19.14	-	-	6902344
21	J.J. Growth Fund Ltd	AAACJ1897Q	1	338311	-	-	338311	0.94	-	-	-	-	0.94	-	-	338311
22	Investment Insurance Brokers	AAACR38385F	1	20450	-	-	20450	0.06	-	-	-	-	0.06	-	-	20450
23	Nagar Capital and Financial Services Ltd	AAACN2860Q	1	1025784	-	-	1025784	28.44	-	-	-	-	28.44	-	-	1025784
	TOTAL			1025784			1025784	64.83					64.83			1025784

For Nagar Spinning Mills L  
*G. L. S.*  
 Company Secy

23

**STATEMENT OF HOLDING OF SPECIFIED SECURITIES AND SHAREHOLDING PATTERN**

1.	Name of Listed Entity:	Nahar Spinning Mills Limited
2.	Scrip Code/Name of Scrip/Class of Security	NAHARSPING/500296/Equity Shares
3.	Share Holding Pattern Filed under : Reg.31(1)(a)/Reg.31(1)(b)/Reg.31(1)(c)	
	a If under 31(1)(b) then indicate the report for Quarter ending	31-03-2016
	b If under 31(1)(c) then indicate date of allotment/extinguishment	-

4 Declaration: The Listed entity is required to submit the following declaration to the extent of submission of information:-

	Particulars	Yes*	No*
1	Whether the Listed Entity has issued any partly paid up shares?	-	No
2	Whether the Listed Entity has issued any Convertible Securities or Warrants?	-	No
3	Whether the Listed Entity has any shares against which depository receipts are issued?	-	No
4	Whether the Listed Entity has any shares in locked-in?	-	No
5	Whether any shares held by promoters are pledge or otherwise encumbered?	-	No

\*If the Listed Entity selects the option 'No' for the questions above, the columns for the partly paid up shares, Outstanding Convertible Securities/Warrants, depository receipts, locked-in shares, No of shares pledged or otherwise encumbered by promoters, as applicable, shall not be displayed at the time of dissemination on the Stock Exchange website. Also wherever there is 'No' declared by Listed Entity in above table the values will be considered as 'Zero' by default on submission of the format of holding of specified securities.



24

TABLE 1 - SUMMARY STATEMENT HOLDING OF SPECIFIED SECURITIES

Category (I)	Category of shareholder (II)	No. of shareholders (III)	No. of fully paid up equity shares held (IV)	No. of partly paid-up equity shares held (V)	No. of shares underlying Depository Receipts (VI)	Total no. shares held (VII) = (IV)+(V)+(VI)	Shareholding as a % of total no. shares held (VIII) = (VII) / (A+B+C) x 100	Number of Voting Rights (IX)	Number of Shares held in (X)	Shareholding as a % of conversion of convertible securities (as a % of (A+B+C)) (XI) = (X) / (A+B+C) x 100	Number of Locked in shares (XII)	Number of Shares pledged or otherwise encumbered (XIII)	Number of equity shares held in dematerialized form (XIV)
(A)	Promoter & Promoter Group	23	13379425	-	-	13379425	64.83	-	-	64.83	NEL	NA	13379425
(B)	Public	38991	1268878	-	-	1268878	36.17	-	-	36.17	NEL	NA	10979177
(C)	Non Promoter-Non Public	-	-	-	-	-	-	-	-	-	NEL	NA	-
(C1)	Shares underlying DRs	-	-	-	-	-	-	-	-	-	NEL	NA	-
(C2)	Shares held by Employees Trusts	-	-	-	-	-	-	-	-	-	NEL	NA	-
	Total	39015	13688303	-	-	13688303	100	-	-	100	NEL	NA	14389402



25

TABLE II - STATEMENT SHOWING SHAREHOLDING PATTERN OF THE PROMOTER AND PROMOTER GROUP

Category & Name of the Shareholders (I)	PAN (II)	No. of Shares held (III)	No. of fully paid up equity shares held (IV)	Partly paid up equity shares held (V)	No. of shares underlying Depository Receipts (VI)	Total No. of Shares held (VII)= (IV)+(V)+(VI)	Shareholding pattern as at 1997 As a % of A+B+C+D+(VII) (VIII)	Number of Voting Rights held in each class of securities (IX)		Total as a % of Total Voting Rights	No. of Shares underlying Outstanding Convertible Securities (including Warrants) (X)	Shareholding, as a % assuming full conversion of convertible securities (as a percentage of diluted share capital) (XI)=(VII)+(X) as a % of A+B+C+D	Number of Locked in Shares (XII)		Number of Shares pledged or otherwise encumbered (XIII)		Number of equity shares held in dematerialized form (XIV)
								Class X	Class Y Total				(a)	(b)	(a)	(b)	
(1) Indian Individuals/Hindu undivided Family		5	87591	-	-	87591	0.24	-	-	-	-	0.24	N/A	N/A	N/A	N/A	87591
(b) Central Government/State Government(s)		-	-	-	-	-	-	-	-	-	-	-	N/A	N/A	N/A	N/A	-
(c) Financial Institutions/Banks		-	-	-	-	-	-	-	-	-	-	-	N/A	N/A	N/A	N/A	-
(e) Any Other (specify)		-	-	-	-	-	-	-	-	-	-	-	N/A	N/A	N/A	N/A	-
(d) Body Corporate		18	23291834	-	-	23291834	64.58	-	-	-	-	64.58	N/A	N/A	N/A	N/A	23291834
Sub-Total (AN1)		23	23379425	-	-	23379425	64.83	-	-	-	-	64.83	N/A	N/A	N/A	N/A	23379425
(2) Foreign Individuals (Non-Resident Individual/Foreign Individuals)		-	-	-	-	-	-	-	-	-	-	-	N/A	N/A	N/A	N/A	-
(3) Government		-	-	-	-	-	-	-	-	-	-	-	N/A	N/A	N/A	N/A	-
(4) Institutions		-	-	-	-	-	-	-	-	-	-	-	N/A	N/A	N/A	N/A	-
(5) Foreign Portfolio Investor		-	-	-	-	-	-	-	-	-	-	-	N/A	N/A	N/A	N/A	-
(6) Any Other (specify)		-	-	-	-	-	-	-	-	-	-	-	N/A	N/A	N/A	N/A	-
Sub-Total (AN2)		-	-	-	-	-	-	-	-	-	-	-	N/A	N/A	N/A	N/A	-
Total		23	23379425	-	-	23379425	64.83	-	-	-	-	64.83	N/A	N/A	N/A	N/A	23379425
Shareholding of Promoter and Promoter Group (A)=(AN1)+(AN2)		-	-	-	-	-	-	-	-	-	-	-	-	-	-	-	-

Details of Shares which remain unclaimed may be given below along with details such as number of shareholders, outstanding shares held in demat/unclaimed suspense account, voting rights which are frozen etc.

Notes:

(1) PAN would not be displayed on website of Stock Exchange(s).

(2) The term "Encumbrance" has the same meaning as assigned under regulation 28(3) of SEBI (Substantial Acquisition of Shares and Takeovers) Regulations, 2011.

(3) Details showing Shareholding of Promoters and Promoter Group is related herewith as Annexure.



Handwritten signature or initials in a circle.



**TABLE IV - STATEMENT SHOWING SHAREHOLDING PATTERN OF THE NON PROMOTER - NON PUBLIC SHAREHOLDER**

(1) Category & Name of the Shareholders (i)	PAN (ii)	No. of Shareholder (iii)	% of Equity held (iv)	Partly paid-up Equity shares held (v)	No. of Shares Deposited (vi)	Total No. Shares held (vii)	Shareholding % estimate as per SCRR, 1957 at a % of (viii)	No. of Voting Rights			Total No. of Voting Rights as a % of Total Voting rights	No. of Shares Underlying convertible securities (including warrants) (ix)	Total Shareholding % estimate as a % assuming all the convertible securities (x)	No. of Locked Shares (xi)	% of Total Shares held (xii)	No. of Shares pledged or otherwise encumbered (xiii)	% of Total Shares held (xiii)
								Class X	Class Y	Total							
(1) Custodian/DR Holder/Custodian/DR Holder	-	-	-	-	-	-	-	-	-	-	-	-	-	-	-	-	NA
(2) Name of DR Holder (if available)	-	-	-	-	-	-	-	-	-	-	-	-	-	-	-	-	NA
(3) Name of DR Holder (if available)	-	-	-	-	-	-	-	-	-	-	-	-	-	-	-	-	NA
(4) Name (i.e. ...)	-	-	-	-	-	-	-	-	-	-	-	-	-	-	-	-	NA
(5) Employee Benefit Trust (under SEBI (Share Based Employee Benefit) Regulations, 2014)	-	-	-	-	-	-	-	-	-	-	-	-	-	-	-	-	NA
(6) Name (i.e. ...)	-	-	-	-	-	-	-	-	-	-	-	-	-	-	-	-	NA
(7) Total Non-Promoter Non Public Shareholding (CP - (C1)+(C2)+(C3)+(C4)+(C5)+(C6))	-	-	-	-	-	-	-	-	-	-	-	-	-	-	-	-	NA

(1) PAN would not be displayed on website of Stock Exchange(s).  
 (2) The above format needs to disclose names of all holders holding more than 1% of total number of shares.  
 (3) Where the information pertaining to Depository Receipts, the same may be disclosed in the respective columns to the extent information available.



28



STATEMENT SHOWING DETAILS OF SHAREHOLDING OF PROMOTERS

ANNEXURE

Sr. No.	Category & Name of the Shareholders (I)	PAN (II)	No. of Sharehold or (III)	No. of fully paid up equity shares held (IV)	Partly paid up equity shares held (V)	No. of shares underlying Depository Receipts (VI)	Total No. of shares held (VII) = (IV)+(V)+(VI)	Shareholding as % of SCRR, 1957 As a % of (A+B+C2) (VIII)	No. of Voting Rights each class of securities (IX)	Total as a % of (A+B+C) (X)	No. of Shares underlying Outstanding convertible Securities (on a Convertible preference share (including convertible Warrants) (XI) = (VII) + (X) (A+B+C2)	Shareholding as a % assuming full conversion of convertible securities (on a Convertible preference share (including convertible Warrants) (XII) = (VII) + (X) (A+B+C2)	Number of Locked in Shares (XIII)	Number of Shares pledged or otherwise encumbered (XIV)	Number of equity shares held in dematerialized form (XV)
1	Karnal Overall	AAACRO9687F	1	24750	-	-	24750	0.07	-	-	0.07	-	-	-	24750
2	Dhresh Overall	AAAP02476P	1	23766	-	-	23766	0.07	-	-	0.07	-	-	-	23766
3	Abhilash Overall	AAAP02483N	1	16000	-	-	16000	0.04	-	-	0.04	-	-	-	16000
4	Monika Overall	AAAP02483L	1	11320	-	-	11320	0.03	-	-	0.03	-	-	-	11320
5	Ruchika Overall	AAAP02483M	1	11355	-	-	11355	0.03	-	-	0.03	-	-	-	11355
6	Abhilash Growth Fund (P) AAACV2301H Limited	AAACV2301H	1	189413	-	-	189413	0.53	-	-	0.53	-	-	-	189413
7	Adam Vaidish Finance Pvt. Ltd	AAACV2847G	1	121007	-	-	121007	0.34	-	-	0.34	-	-	-	121007
8	Kovadan Investment & Trading Co. Ltd	AAACK4419L	1	381911	-	-	381911	1.06	-	-	1.06	-	-	-	381911
9	Moonica Growth Fund (P) AAACN0379D Ltd	AAACN0379D	1	112520	-	-	112520	0.31	-	-	0.31	-	-	-	112520
10	Playdelt Trading & Investments Co Ltd	AAACN1563A	1	1220786	-	-	1220786	3.36	-	-	3.36	-	-	-	1220786
11	Nashar Growth Fund (P) Ltd	AAACN0765G	1	218930	-	-	218930	0.61	-	-	0.61	-	-	-	218930
12	Nashar Credit And Investment (P) Ltd	AAACN0764H	1	51720	-	-	51720	0.14	-	-	0.14	-	-	-	51720
13	Ruchika Growth Fund (P) AAACR0129C Ltd	AAACR0129C	1	113490	-	-	113490	0.31	-	-	0.31	-	-	-	113490
14	Shandeshwar Holding Co. Ltd	AAACS2165B	1	373041	-	-	373041	1.05	-	-	1.05	-	-	-	373041
15	Venak Investors Ltd	AAACV0032E	1	250554	-	-	250554	0.69	-	-	0.69	-	-	-	250554
16	Vandana Investments Ltd	AAACV1587G	1	120170	-	-	120170	0.33	-	-	0.33	-	-	-	120170
17	Venak Spinning Mills Ltd	AAACV3523J	1	84194	-	-	84194	0.23	-	-	0.23	-	-	-	84194
18	Nashar Industrial Enterprises Ltd	AAACN3563A	1	2356930	-	-	2356930	6.54	-	-	6.54	-	-	-	2356930
19	Overall Wooden Mills Ltd	AAACO1973F	1	179179	-	-	179179	0.50	-	-	0.50	-	-	-	179179
20	Nashar Foy Films Limited	AAACN5708K	1	6902244	-	-	6902244	19.14	-	-	19.14	-	-	-	6902244
21	J.L. Growth Fund Ltd	AAACJ1592Q	1	338311	-	-	338311	0.94	-	-	0.94	-	-	-	338311
22	Bermuda Insurance Brokers (P) Ltd	AAACB3455F	1	20450	-	-	20450	0.06	-	-	0.06	-	-	-	20450
23	Nashar Capital and Financial Services Ltd	AAACN2866Q	1	10257384	-	-	10257384	28.44	-	-	28.44	-	-	-	10257384
	<b>TOTAL</b>			<b>10257384</b>			<b>23379425</b>	<b>64.83</b>			<b>64.83</b>				<b>23379425</b>

*Q. J. J.*



25

**NAHAR SPINNING MILLS LIMITED**

w.e.f. 24.10.2018 to 18.01.2019

S.No.	Date	AVG. PRICE	Total Traded Quantity	Turnover
1	24-Oct-18	77.57	6151	477136.10
2	25-Oct-18	75.89	27878	2115760.45
3	26-Oct-18	74.69	11247	840085.10
4	29-Oct-18	76.03	23813	1810581.20
5	30-Oct-18	78.05	4174	325770.75
6	31-Oct-18	77.35	4786	370203.70
7	01-Nov-18	79.00	6711	530147.00
8	02-Nov-18	79.69	20447	1629513.00
9	05-Nov-18	84.29	26575	2240047.55
10	06-Nov-18	84.42	8020	677024.45
11	07-Nov-18	84.95	4112	349317.50
12	09-Nov-18	85.21	8406	716316.45
13	12-Nov-18	86.59	13230	1145526.05
14	13-Nov-18	100.98	755651	76306634.70
15	14-Nov-18	99.86	190381	19011888.50
16	15-Nov-18	94.56	86783	8206063.05
17	16-Nov-18	96.01	67466	6477534.30
18	19-Nov-18	95.49	31381	2996692.30
19	20-Nov-18	93.98	17660	1659745.95
20	21-Nov-18	92.90	7481	694969.90
21	22-Nov-18	93.19	5047	470329.50
22	26-Nov-18	91.58	22681	2077115.30
23	27-Nov-18	91.36	19308	1764018.70
24	28-Nov-18	90.64	18697	1694665.40
25	29-Nov-18	89.91	9797	880819.10
26	30-Nov-18	89.77	14555	1306639.30
27	03-Dec-18	90.90	9875	897606.30
28	04-Dec-18	92.17	12489	1151144.70
29	05-Dec-18	90.79	8265	750385.30
30	06-Dec-18	87.95	7149	628749.15
31	07-Dec-18	86.97	11220	975758.15
32	10-Dec-18	84.94	4761	404407.70
33	11-Dec-18	84.76	12485	1058260.05
34	12-Dec-18	87.16	19212	1674502.15
35	13-Dec-18	90.00	31893	2870451.90
36	14-Dec-18	90.03	10183	916728.35
37	17-Dec-18	94.39	64869	6122911.20
38	18-Dec-18	93.81	25619	2403410.50
39	19-Dec-18	93.98	11606	1090776.15
40	20-Dec-18	93.88	4419	414855.75
41	21-Dec-18	92.04	5538	509739.55
42	24-Dec-18	90.58	6007	544125.35
43	26-Dec-18	89.81	6740	605309.95



44	27-Dec-18	90.79	3205	290983.80
45	28-Dec-18	90.30	11779	1063617.60
46	31-Dec-18	90.53	8392	759744.55
47	01-Jan-19	92.12	5648	520305.15
48	02-Jan-19	92.28	1760	162415.60
49	03-Jan-19	91.19	2480	226157.10
50	04-Jan-19	90.69	1496	135676.85
51	07-Jan-19	91.13	2963	270014.30
52	08-Jan-19	90.67	2467	223683.85
53	09-Jan-19	90.53	10083	912837.15
54	10-Jan-19	90.71	2454	222614.30
55	11-Jan-19	90.98	8311	756166.95
56	14-Jan-19	90.87	6623	601851.65
57	15-Jan-19	92.10	17554	1616706.40
58	16-Jan-19	94.08	36904	3471790.80
59	17-Jan-19	92.71	4230	392148.65
60	18-Jan-19	92.33	3598	332213.25
<b>TOTAL</b>			<b>1794715</b>	<b>171752595.45</b>


**VOLUME WEIGHTED AVG. PRICE**

**95.70**

**DECLARATION BY THE AQUIRER(S)**


We, VANIK INVESTORS LIMITED and KOVALAM INVESTMENT & TRADING COMPANY LIMITED hereby declare that all the conditions specified under Regulation 10(1)(a) with respect to exemptions have been duly complied.

**For VANAIK INVESTORS LIMITED**



**NAVDEEP SHARMA  
(DIRECTOR)**

**For KOVALAM INVESTMENT & TRADING  
COMPANY LIMITED**



**NAVDEEP SHARMA  
(DIRECTOR)**

Place: New Delhi

Date : 12.02.2019