

Aircon Tradex Private Limited

(Formerly Prospero Securities Pvt. Ltd.)

Regd. Office: 303, Himland House, D-5, Karampura Commercial Complex,
New Delhi – 110015.

CIN NO.: U74899DL1991PTC044935

Email Id: prospero1234@rediffmail.com

25th July, 2023

Listing Department
BSE Ltd.
Phiroze Jeejeebhoy Towers
Dalal Street
Mumbai – 400001
Email : corp.relations@bseindia.com

Listing Department
National Stock Exchange of India Ltd
Exchange Plaza, 5th Floor, Plot No. C/1
G Block, Bandra-Kurla Complex,
Bandra (E), Mumbai - 400051
Email : takeover@nse.co.in

Company Code : 506022

Company Symbol : PRAKASH

Sub : **Disclosure under Regulation 31 of Securities and Exchange Board of India
(Substantial Acquisition of Shares and Takeovers) Regulations, 2011**

Dear Sir,

In terms of the provisions of Regulation 31 of the SEBI (Substantial Acquisition of Shares and Takeovers) Regulations, 2011, we being Promoter group of Prakash Industries Limited hereby enclosing the details of equity shares released from pledged held by us in the prescribed format.

This is for your information and record please.

Thanking you,

Yours faithfully,
For **Aircon Tradex Private Limited**



Authorised Signatory

Encl : (2) as above

CC To :

Prakash Industries Ltd.
15 Km. Stone, Delhi Road,
Hissar – 125044
Email : investorshelpline@prakash.com

Disclosure by the Promoter(s) to the stock exchanges and to the Target Company for encumbrance of shares / invocation of encumbrance/ release of encumbrance, in terms of Regulation 31(1) and 31(2) of SEBI (Substantial Acquisition of Shares and Takeovers) Regulation, 2011

Name of the Target Company(TC)	PRAKASH INDUSTRIES LIMITED	
Names of the Stock Exchanges where the shares of the target company are listed	BSE Ltd. & National Stock Exchange of India Ltd.	
Date of reporting	25 July 2023	
Name of the promoter or PAC on whose shares encumbrance has been created/ released/invoked	AIRCON TRADEX PVT LTD	

Name of the promoter(s) or PACs with whom *	Promoter holding in the target company (1)		Promoter holding already encumbered (2)		Details of events pertaining to encumbrance (3)							Post event holding of encumbered shares [(2)+(3)] / release [(2)-(3)] / invocation [(1)-(3)]	
	No. of shares	% of total share capital	No. of shares	% of total share capital	Type of event (creation/ release/ invocation)	Date of creation/ release/ invocation of encumbrance	Type of encumbrance [(pledge/ lien/ non disposal undertaking/ others)]	Reasons for encumbrance	No. of shares	% of total share capital	Name of the entry in whose favour shares are encumbered		No. of shares
AIRCON TRADEX PVT LTD *	611800	0.34	525800	0.29	Release	24.07.2023	Release of Pledge of	Third party Pledge	-429800	-0.24	Godawari Power and Sapat Ltd.	96000	0.05

for Aircom Tradex Pvt. Ltd.

Authorised Signatory

Place : New Delhi

Date : 25.07.2023

* The details of encumbrances of residual promoters as on 21.07.2023 enclosed herewith as Annexure 1 is an extract of the data available of the Target Company

PRAKASH INDUSTRIES LIMITED
Details of encumbrance of residual promoters as on 21.07.2023

Sr. No.	Name of the Shareholder	Total shares held		Shares pledged or otherwise encumbered	
		No. of shares held	As a % of total share capital	No. of shares held	As a % of total share capital
1	SHRI V.P. AGARWAL	21877353	12.22	3708890	2.07
2	V.P. AGARWAL (HUF)	2208644	1.23	963644	0.54
3	SMT. MOHINI AGARWAL	1019856	0.57	0	0.00
4	SHRI VIKRAM AGARWAL	406500	0.23	406500	0.23
5	SHRI KANHA AGARWAL	18540	0.01	0	0.00
6	AMBROSIA COMMERCE PVT. LTD.	1936500	1.08	1936500	1.08
7	DHRUV COMMERCE PVT. LTD.	300500	0.17	300500	0.17
8	ESSENTIAL ELECTRONICS PVT. LTD.	597300	0.33	597300	0.33
9	EVERSHINE MERCANTILE PVT. LTD.	1621700	0.91	1621700	0.91
10	EXCEL FINCAP PVT. LTD.	102135	0.06	0	0.00
11	FOCUS SECURITIES & CREDITS PVT. LTD.	1460000	0.82	445000	0.25
12	FOUR WINGS MARKETING PVT. LTD.	101700	0.06	0	0.00
13	GMK BUILDERS PVT. LTD.	8164800	4.56	3400400	1.90
14	GOEL CONTAINERS PVT. LTD.	1378682	0.77	758000	0.42
15	HISSAR TUBES PVT. LTD.	700000	0.39	700000	0.39
16	HI-TECH MERCANTILE (INDIA) PVT. LTD.	2720695	1.52	2545695	1.42
17	NEW ERA COMMERCE & SECURITIES PVT. LTD.	215985	0.12	215900	0.12
18	OCEAN ISPAT PVT. LTD.	300000	0.17	300000	0.17
19	PAREEK OVERSEAS PVT. LTD.	623060	0.35	623020	0.35
20	PRAKASH CAPITAL SERVICES LTD.	1508467	0.84	1508400	0.84
21	PRAKASH INDUSTRIAL FINANCE LTD.	904950	0.51	704000	0.39
22	PREMIER FINCAP PVT. LTD.	767000	0.43	767000	0.43
23	PRIMENET GLOBAL LTD.	2470500	1.38	2470500	1.38
24	PRIME MERCANTILE PVT. LTD.	3701470	2.07	3028270	1.69
25	SAMYAK SECURITIES PVT. LTD.	1500000	0.84	0	0.00
26	SHREE LABH LAKSHMI CAPITAL SERVICES PVT. LTD.	2311471	1.29	2311471	1.29
27	STYLE LEASING & FINANCE PVT. LTD.	1114400	0.62	864400	0.48
28	SUNVIN TRADING & INVESTMENT PVT. LTD.	242312	0.14	242312	0.14
29	TECHDRIVE SOFTWARE LTD	75	0.00	0	0.00
30	TOOLS INDIA PVT. LTD.	900900	0.50	900900	0.50
31	UNITY MERCANTILE PVT. LTD.	251575	0.14	251500	0.14
32	VANSHI FARMS PVT. LTD.	3157900	1.76	2491630	1.39
33	VISION MERCANTILE PVT. LTD.	1866754	1.04	1633363	0.91
34	WELTER SECURITIES LTD.	5006666	2.80	2893666	1.62
35	CHAIBASA STEEL LLP	250000	0.14	0	0.00
36	DHRUV COMMERCE LLP	1481000	0.83	574000	0.32
37	ESSENTIAL ELECTRONICS LLP	302100	0.17	302100	0.17
38	EVERSHINE MERCANTILE LLP	300000	0.17	0	0.00
39	FOUR WINGS MARKETING LLP	300000	0.17	0	0.00
40	HISSAR TUBES LLP	650012	0.36	650012	0.36
41	PREMIER FINCAP LLP	476480	0.27	476480	0.27
42	ROURKELA STEEL LLP	1427133	0.80	490600	0.27
43	SHIKHA MERCANTILE LLP	70600	0.04	0	0.00
44	SPRING MERCANTILE LLP	500	0.00	0	0.00
45	SUNVIN TRADING & INVESTMENT LLP	1007688	0.56	825000	0.46
46	SUVARNA MARKETING LLP	95000	0.05	95000	0.05
47	TECHDRIVE SOFTWARE LLP	562475	0.31	0	0.00
	TOTAL	78381378	43.77	42003653	23.46

DHRUV COMMERCE PVT. LTD.

Head. Office : 303, Himland House, D-5, Karampura Commercial Complex,
New Delhi – 110015.

CIN NO. U74899DL1994PTC058763

25th July, 2023

Listing Department
BSE Ltd.
Phiroze Jeejeebhoy Towers
Dalal Street
Mumbai – 400001
Email : corp.relations@bseindia.com

Listing Department
National Stock Exchange of India Ltd
Exchange Plaza, 5th Floor, Plot No. C/1
G Block, Bandra-Kurla Complex,
Bandra (E), Mumbai - 400051
Email : takeover@nse.co.in

Company Code : 506022

Company Symbol : PRAKASH

Sub : **Disclosure under Regulation 31 of Securities and Exchange Board of India
(Substantial Acquisition of Shares and Takeovers) Regulations, 2011**


Dear Sir,

In terms of the provisions of Regulation 31 of the SEBI (Substantial Acquisition of Shares and Takeovers) Regulations, 2011, we being Promoter group of Prakash Industries Limited hereby enclosing the details of equity shares released from pledged held by us in the prescribed format.

This is for your information and record please.

Thanking you,

Yours faithfully,
For **Dhruv Commerce Private Limited**



Authorised Signatory

Encl : (2) as above

CC To :

Prakash Industries Ltd.
15 Km. Stone, Delhi Road,
Hissar – 125044
Email : investorshelpline@prakash.com

Disclosure by the Promoter(s) to the stock exchanges and to the Target Company for encumbrance of shares / invocation of encumbrance/ release of encumbrance, in terms of Regulation 31(2) and 31(2) of SEBI (Substantial Acquisition of Shares and Takeovers) Regulation, 2011

Name of the Target Company(TC)	PRAKASH INDUSTRIES LIMITED	
Names of the Stock Exchanges where the shares of the target company are listed	BSE Ltd. & National Stock Exchange of India Ltd.	
Date of reporting	25 July 2023	
Name of the promoter or PAC on whose shares encumbrance has been created/ released/invoked	DHRUV COMMERCE PVT LTD	

Name of the promoter(s) or PACs with him *	Promoter holding in the target company (1)		Promoter holding already encumbered (2)		Details of events pertaining to encumbrance (3)										Post event holding of encumbered shares (creation [(2)+(3)] / release [(2)-(3)] / invocation [(1)-(3)])	
	No. of shares	% of total share capital	No. of shares	% of total share capital	Type of event (creation/ release/ invocation)	Date of creation/ release/ invocation of encumbrance	Type of encumbrance (pledge/ lien/ non disposal undertaking/ others)	Reasons for encumbrance	No. of shares	% of total share capital	Name of the entity in whose favour shares are encumbered	No. of shares	% of total share capital			
DHRUV COMMERCE PVT LTD *	300500	0.17	300500	0.17	Release	24.07.2023	Release of Pledge	Third party Pledge	-300500	-0.17	Godawari Power and Ispat Ltd.	0	0.00			

for Dhruv Commerce Pvt. Ltd.

Authorised Signatory



Place : New Delhi

Date : 25.07.2023

* The details of encumbrances of residual promoters as on 21.07.2023 enclosed herewith as Annexure 1 is an extract of the data available of the Target Company

PRAKASH INDUSTRIES LIMITED
Details of encumbrance of residual promoters as on 21.07.2023

Sr. No.	Name of the Shareholder	Total shares held		Shares pledged or otherwise encumbered	
		No. of shares held	As a % of total share capital	No. of shares held	As a % of total share capital
1	SHRI V.P. AGARWAL	21877353	12.22	3708890	2.07
2	V.P. AGARWAL (HUF)	2208644	1.23	963644	0.54
3	SMT. MOHINI AGARWAL	1019856	0.57	0	0.00
4	SHRI VIKRAM AGARWAL	406500	0.23	406500	0.23
5	SHRI KANHA AGARWAL	18540	0.01	0	0.00
6	AIRCON TRADEX PVT. LTD.	611800	0.34	525800	0.29
7	AMBROSIA COMMERCE PVT. LTD.	1936500	1.08	1936500	1.08
8	ESSENTIAL ELECTRONICS PVT. LTD.	597300	0.33	597300	0.33
9	EVERSHINE MERCANTILE PVT. LTD.	1621700	0.91	1621700	0.91
10	EXCEL FINCAP PVT. LTD.	102135	0.06	0	0.00
11	FOCUS SECURITIES & CREDITS PVT. LTD.	1460000	0.82	445000	0.25
12	FOUR WINGS MARKETING PVT. LTD.	101700	0.06	0	0.00
13	GMK BUILDERS PVT. LTD.	8164800	4.56	3400400	1.90
14	GOEL CONTAINERS PVT. LTD.	1378682	0.77	758000	0.42
15	HISSAR TUBES PVT. LTD.	700000	0.39	700000	0.39
16	HI-TECH MERCANTILE (INDIA) PVT. LTD.	2720695	1.52	2545695	1.42
17	NEW ERA COMMERCE & SECURITIES PVT. LTD.	215985	0.12	215900	0.12
18	OCEAN ISPAT PVT. LTD.	300000	0.17	300000	0.17
19	PAREEK OVERSEAS PVT. LTD.	623060	0.35	623020	0.35
20	PRAKASH CAPITAL SERVICES LTD.	1508467	0.84	1508400	0.84
21	PRAKASH INDUSTRIAL FINANCE LTD.	904950	0.51	704000	0.39
22	PREMIER FINCAP PVT. LTD.	767000	0.43	767000	0.43
23	PRIMENET GLOBAL LTD.	2470500	1.38	2470500	1.38
24	PRIME MERCANTILE PVT. LTD.	3701470	2.07	3028270	1.69
25	SAMYAK SECURITIES PVT. LTD	1500000	0.84	0	0.00
26	SHREE LABH LAKSHMI CAPITAL SERVICES PVT. LTD.	2311471	1.29	2311471	1.29
27	STYLE LEASING & FINANCE PVT. LTD.	1114400	0.62	864400	0.48
28	SUNVIN TRADING & INVESTMENT PVT. LTD.	242312	0.14	242312	0.14
29	TECHDRIVE SOFTWARE LTD	75	0.00	0	0.00
30	TOOLS INDIA PVT. LTD.	900900	0.50	900900	0.50
31	UNITY MERCANTILE PVT. LTD.	251575	0.14	251500	0.14
32	VANSHI FARMS PVT. LTD.	3157900	1.76	2491630	1.39
33	VISION MERCANTILE PVT. LTD.	1866754	1.04	1633363	0.91
34	WELTER SECURITIES LTD.	5006666	2.80	2893666	1.62
35	CHAIBASA STEEL LLP	250000	0.14	0	0.00
36	DHRUV COMMERCE LLP	1481000	0.83	574000	0.32
37	ESSENTIAL ELECTRONICS LLP	302100	0.17	302100	0.17
38	EVERSHINE MERCANTILE LLP	300000	0.17	0	0.00
39	FOUR WINGS MARKETING LLP	300000	0.17	0	0.00
40	HISSAR TUBES LLP	650012	0.36	650012	0.36
41	PREMIER FINCAP LLP	476480	0.27	476480	0.27
42	ROURKELA STEEL LLP	1427133	0.80	490600	0.27
43	SHIKHA MERCANTILE LLP	70600	0.04	0	0.00
44	SPRING MERCANTILE LLP	500	0.00	0	0.00
45	SUNVIN TRADING & INVESTMENT LLP	1007688	0.56	825000	0.46
46	SUVARNA MARKETING LLP	95000	0.05	95000	0.05
47	TECHDRIVE SOFTWARE LLP	562475	0.31	0	0.00
TOTAL		78692678	43.94	42228953	23.58

T. Gupta

Prime Mercantile Private Limited

Corp. Off.: 3rd Floor, Golden Jubilee Plaza, Near Saraswati Hospital, Old Delhi Road,
Gurgaon-122001

CIN: U74899PB1994PTC052972

E-mail: primemercantile1234@rediffmail.com

25th July, 2023

Listing Department
BSE Ltd.
Phiroze Jeejeebhoy Towers
Dalal Street
Mumbai – 400001
Email : corp.relations@bseindia.com

Listing Department
National Stock Exchange of India Ltd
Exchange Plaza, 5th Floor, Plot No. C/1
G Block, Bandra-Kurla Complex,
Bandra (E), Mumbai - 400051
Email : takeover@nse.co.in

Company Code : 506022

Company Symbol : PRAKASH

Sub : **Disclosure under Regulation 31 of Securities and Exchange Board of India
(Substantial Acquisition of Shares and Takeovers) Regulations, 2011**

Dear Sir,

In terms of the provisions of Regulation 31 of the SEBI (Substantial Acquisition of Shares and Takeovers) Regulations, 2011, we being Promoter group of Prakash Industries Limited hereby enclosing the details of equity shares released from pledged held by us in the prescribed format.

This is for your information and record please.

Thanking you,

Yours faithfully,
For **Prime Mercantile Private Limited**



Authorised Signatory

Encl : (2) as above

CC To :

Prakash Industries Ltd.
15 Km. Stone, Delhi Road,
Hissar – 125044
Email : investorshelpline@prakash.com

Regd. Office: Darjiyan Wali Gali, Rayya, Tehsil Baba Bakala, Amritsar PB 143112

Disclosure by the Promoter(s) to the stock exchanges and to the Target Company for encumbrance of shares / invocation of encumbrance/ release of encumbrance, in terms of Regulation 31(1) and 31(2) of SEBI (Substantial Acquisition of Shares and Takeovers) Regulation, 2011

Name of the Target Company(TC)	Prakash Industries Limited
Names of the Stock Exchanges where the shares of the target company are listed	BSE Ltd. & National Stock Exchange of India Ltd.
Date of reporting	25 July 2023
Name of the promoter or PAC on whose shares encumbrance has been created/ released/invoked	PRIME MERCANTILE PVT LTD

Name of the promoter(s) or PACs with whom *	Promoter holding in the target company (1)	Promoter holding already encumbered (2)	Details of events pertaining to encumbrance (3)										Post event holding of encumbered shares (creation [(2)+(3)] / release [(2)-(3)] / invocation [(1)-(3)])
			No. of shares	% of total share capital	No. of shares	% of total share capital	Type of event (creation/ release/ invocation)	Date of creation/ release/ invocation of encumbrance	Type of encumbrance (pledge/ lien/ non disposal/ undertaking/ others)	Reasons for encumbrance	No. of shares	% of total share capital	
PRIME MERCANTILE PVT LTD *	3701470	2.07	3028270	1.69	Release	24.07.2023	Release of Pledge	Third party Pledge	-315400	-0.18	Godawari Power and Sptat Ltd.	2712870	1.51

for Prime Mercantile Pvt. Ltd.



Authorized Signatory

Place : Gurugram

Date : 25.07.2023

* The details of encumbrances of residual promoters as on 21.07.2023 enclosed herewith as Annexure 1 is an extract of the data available of the Target Company

PRAKASH INDUSTRIES LIMITED
Details of encumbrance of residual promoters as on 21.07.2023

Sr. No.	Name of the Shareholder	Total shares held		Shares pledged or otherwise encumbered	
		No. of shares held	As a % of total share capital	No. of shares held	As a % of total share capital
1	SHRI V.P. AGARWAL	21877353	12.22	3708890	2.07
2	V.P. AGARWAL (HUF)	2208644	1.23	963644	0.54
3	SMT. MOHINI AGARWAL	1019856	0.57	0	0.00
4	SHRI VIKRAM AGARWAL	406500	0.23	406500	0.23
5	SHRI KANHA AGARWAL	18540	0.01	0	0.00
6	AIRCON TRADEX PVT. LTD.	611800	0.34	525800	0.29
7	AMBROSIA COMMERCE PVT. LTD.	1936500	1.08	1936500	1.08
8	DHRUV COMMERCE PVT. LTD.	300500	0.17	300500	0.17
9	ESSENTIAL ELECTRONICS PVT. LTD.	597300	0.33	597300	0.33
10	EVERSHINE MERCANTILE PVT. LTD.	1621700	0.91	1621700	0.91
11	EXCEL FINCAP PVT. LTD.	102135	0.06	0	0.00
12	FOCUS SECURITIES & CREDITS PVT. LTD.	1460000	0.82	445000	0.25
13	FOUR WINGS MARKETING PVT. LTD.	101700	0.06	0	0.00
14	GMK BUILDERS PVT. LTD.	8164800	4.56	3400400	1.90
15	GOEL CONTAINERS PVT. LTD.	1378682	0.77	758000	0.42
16	HISSAR TUBES PVT. LTD.	700000	0.39	700000	0.39
17	HI-TECH MERCANTILE (INDIA) PVT. LTD.	2720695	1.52	2545695	1.42
18	NEW ERA COMMERCE & SECURITIES PVT. LTD.	215985	0.12	215900	0.12
19	OCEAN ISPAT PVT. LTD.	300000	0.17	300000	0.17
20	PAREEK OVERSEAS PVT. LTD.	623060	0.35	623020	0.35
21	PRAKASH CAPITAL SERVICES LTD.	1508467	0.84	1508400	0.84
22	PRAKASH INDUSTRIAL FINANCE LTD.	904950	0.51	704000	0.39
23	PREMIER FINCAP PVT. LTD.	767000	0.43	767000	0.43
24	PRIMENET GLOBAL LTD.	2470500	1.38	2470500	1.38
25	SAMYAK SECURITIES PVT. LTD	1500000	0.84	0	0.00
26	SHREE LABH LAKSHMI CAPITAL SERVICES PVT. LTD.	2311471	1.29	2311471	1.29
27	STYLE LEASING & FINANCE PVT. LTD.	1114400	0.62	864400	0.48
28	SUNVIN TRADING & INVESTMENT PVT. LTD.	242312	0.14	242312	0.14
29	TECHDRIVE SOFTWARE LTD	75	0.00	0	0.00
30	TOOLS INDIA PVT. LTD.	900900	0.50	900900	0.50
31	UNITY MERCANTILE PVT. LTD.	251575	0.14	251500	0.14
32	VANSHI FARMS PVT. LTD.	3157900	1.76	2491630	1.39
33	VISION MERCANTILE PVT. LTD.	1866754	1.04	1633363	0.91
34	WELTER SECURITIES LTD.	5006666	2.80	2893666	1.62
35	CHAIBASA STEEL LLP	250000	0.14	0	0.00
36	DHRUV COMMERCE LLP	1481000	0.83	574000	0.32
37	ESSENTIAL ELECTRONICS LLP	302100	0.17	302100	0.17
38	EVERSHINE MERCANTILE LLP	300000	0.17	0	0.00
39	FOUR WINGS MARKETING LLP	300000	0.17	0	0.00
40	HISSAR TUBES LLP	650012	0.36	650012	0.36
41	PREMIER FINCAP LLP	476480	0.27	476480	0.27
42	ROURKELA STEEL LLP	1427133	0.80	490600	0.27
43	SHIKHA MERCANTILE LLP	70600	0.04	0	0.00
44	SPRING MERCANTILE LLP	500	0.00	0	0.00
45	SUNVIN TRADING & INVESTMENT LLP	1007688	0.56	825000	0.46
46	SUVARNA MARKETING LLP	95000	0.05	95000	0.05
47	TECHDRIVE SOFTWARE LLP	562475	0.31	0	0.00
TOTAL		75291708	42.04	39501183	22.06

UNITY MERCANTILE PVT. LTD.

Regd. Office : 303, Himland House, D-5, Karampura Commercial Complex,
New Delhi-110015.
CIN NO. U74899DL1995PTC068627

25th July, 2023

Listing Department
BSE Ltd.
Phiroze Jeejeebhoy Towers
Dalal Street
Mumbai – 400001
Email : corp.relations@bseindia.com

Listing Department
National Stock Exchange of India Ltd
Exchange Plaza, 5th Floor, Plot No. C/1
G Block, Bandra-Kurla Complex,
Bandra (E), Mumbai - 400051
Email : takeover@nse.co.in

Company Code : 506022

Company Symbol : PRAKASH

Sub : **Disclosure under Regulation 31 of Securities and Exchange Board of India
(Substantial Acquisition of Shares and Takeovers) Regulations, 2011**


Dear Sir,

In terms of the provisions of Regulation 31 of the SEBI (Substantial Acquisition of Shares and Takeovers) Regulations, 2011, we being Promoter group of Prakash Industries Limited hereby enclosing the details of equity shares released from pledged held by us in the prescribed format.

This is for your information and record please.

Thanking you,

Yours faithfully,
For **Unity Mercantile Private Limited**



Authorised Signatory

Encl : (2) as above

CC To :

Prakash Industries Ltd.
15 Km. Stone, Delhi Road,
Hissar – 125044
Email : investorshelpline@prakash.com

Disclosure by the Promoter(s) to the stock exchanges and to the Target Company for encumbrance of shares / invocation of encumbrance/ release of encumbrance, in terms of Regulation 31(1) and 31(2) of SEBI (Substantial Acquisition of Shares and Takeovers) Regulation, 2011

Name of the Target Company(TC)	PRAKASH INDUSTRIES LIMITED												
Names of the Stock Exchanges where the shares of the target company are listed	BSE Ltd. & National Stock Exchange of India Ltd.												
Date of reporting	25 July 2023												
Name of the promoter or PAC on whose shares encumbrance has been created/ released/invoked	UNITY MERCANTILE PVT LTD												
Details of the creation of encumbrance :	Details of events pertaining to encumbrance (3)												
Name of the promoter(s) or PACs with whom *	Promoter holding in the target company (1)		Promoter holding already encumbered (2)									Post event holding of encumbered shares (creation [(2)+(3)] / release [(2)-(3)] / invocation [(1)-(3)])	
	No. of shares	% of total share capital	No. of shares	% of total share capital	Type of event (creation/ release/ invocation)	Date of creation/ release/ invocation of encumbrance	Type of encumbrance / (pledge/ lien/ non disposal undertaking/ others)	Reasons for encumbrance	No. of shares	% of total share capital	Name of the entity in whose favour shares are encumbered	No. of shares	% of total share capital
UNITY MERCANTILE PVT LTD *	251575	0.14	251500	0.14	Release	24.07.2023	Release of Pledge of	Third party Pledge	-251500	-0.14	Godawari Power and Ispat Ltd.	0	0.00

for Unity Mercantile Pvt. Ltd.

Authorised Signatory



Place : New Delhi

Date : 25.07.2023

* The details of encumbrances of residual promoters as on 21.07.2023 enclosed herewith as Annexure 1 is an extract of the data available of the Target Company

PRAKASH INDUSTRIES LIMITED
Details of encumbrance of residual promoters as on 21.07.2023

Sr. No.	Name of the Shareholder	Total shares held		Shares pledged or otherwise encumbered	
		No. of shares held	As a % of total share capital	No. of shares held	As a % of total share capital
1	SHRI V.P. AGARWAL	21877353	12.22	3708890	2.07
2	V.P. AGARWAL (HUF)	2208644	1.23	963644	0.54
3	SMT. MOHINI AGARWAL	1019856	0.57	0	0.00
4	SHRI VIKRAM AGARWAL	406500	0.23	406500	0.23
5	SHRI KANHA AGARWAL	18540	0.01	0	0.00
6	AIRCON TRADEX PVT. LTD.	611800	0.34	525800	0.29
7	AMBROSIA COMMERCE PVT. LTD.	1936500	1.08	1936500	1.08
8	DHRUV COMMERCE PVT. LTD.	300500	0.17	300500	0.17
9	ESSENTIAL ELECTRONICS PVT. LTD.	597300	0.33	597300	0.33
10	EVERSHINE MERCANTILE PVT. LTD.	1621700	0.91	1621700	0.91
11	EXCEL FINCAP PVT. LTD.	102135	0.06	0	0.00
12	FOCUS SECURITIES & CREDITS PVT. LTD.	1460000	0.82	445000	0.25
13	FOUR WINGS MARKETING PVT. LTD.	101700	0.06	0	0.00
14	GMK BUILDERS PVT. LTD.	8164800	4.56	3400400	1.90
15	GOEL CONTAINERS PVT. LTD.	1378682	0.77	758000	0.42
16	HISSAR TUBES PVT. LTD.	700000	0.39	700000	0.39
17	HI-TECH MERCANTILE (INDIA) PVT. LTD.	2720695	1.52	2545695	1.42
18	NEW ERA COMMERCE & SECURITIES PVT. LTD.	215985	0.12	215900	0.12
19	OCEAN ISPAT PVT. LTD.	300000	0.17	300000	0.17
20	PAREEK OVERSEAS PVT. LTD.	623060	0.35	623020	0.35
21	PRAKASH CAPITAL SERVICES LTD.	1508467	0.84	1508400	0.84
22	PRAKASH INDUSTRIAL FINANCE LTD.	904950	0.51	704000	0.39
23	PREMIER FINCAP PVT. LTD.	767000	0.43	767000	0.43
24	PRIMENET GLOBAL LTD.	2470500	1.38	2470500	1.38
25	PRIME MERCANTILE PVT. LTD.	3701470	2.07	3028270	1.69
26	SAMYAK SECURITIES PVT. LTD.	1500000	0.84	0	0.00
27	SHREE LABH LAKSHMI CAPITAL SERVICES PVT. LTD.	2311471	1.29	2311471	1.29
28	STYLE LEASING & FINANCE PVT. LTD.	1114400	0.62	864400	0.48
29	SUNVIN TRADING & INVESTMENT PVT. LTD.	242312	0.14	242312	0.14
30	TECHDRIVE SOFTWARE LTD	75	0.00	0	0.00
31	TOOLS INDIA PVT. LTD.	900900	0.50	900900	0.50
32	VANSHI FARMS PVT. LTD.	3157900	1.76	2491630	1.39
33	VISION MERCANTILE PVT. LTD.	1866754	1.04	1633363	0.91
34	WELTER SECURITIES LTD.	5006666	2.80	2893666	1.62
35	CHAIBASA STEEL LLP	250000	0.14	0	0.00
36	DHRUV COMMERCE LLP	1481000	0.83	574000	0.32
37	ESSENTIAL ELECTRONICS LLP	302100	0.17	302100	0.17
38	EVERSHINE MERCANTILE LLP	300000	0.17	0	0.00
39	FOUR WINGS MARKETING LLP	300000	0.17	0	0.00
40	HISSAR TUBES LLP	650012	0.36	650012	0.36
41	PREMIER FINCAP LLP	476480	0.27	476480	0.27
42	ROURKELA STEEL LLP	1427133	0.80	490600	0.27
43	SHIKHA MERCANTILE LLP	70600	0.04	0	0.00
44	SPRING MERCANTILE LLP	500	0.00	0	0.00
45	SUNVIN TRADING & INVESTMENT LLP	1007688	0.56	825000	0.46
46	SUVARNA MARKETING LLP	95000	0.05	95000	0.05
47	TECHDRIVE SOFTWARE LLP	562475	0.31	0	0.00
TOTAL		78741603	43.97	42277953	23.61

T. Gopd

Sunvin Trading & Investment Pvt. Ltd.

Regd. Office : 303, Himland House, D-5, Karampura Commercial Complex,
New Delhi - 110015.
CIN . U74899DL1991PTC046781

25th July, 2023

Listing Department
BSE Ltd.
Phiroze Jeejeebhoy Towers
Dalal Street
Mumbai - 400001
Email : corp.relations@bseindia.com

Listing Department
National Stock Exchange of India Ltd
Exchange Plaza, 5th Floor, Plot No. C/1
G Block, Bandra-Kurla Complex,
Bandra (E), Mumbai - 400051
Email : takeover@nse.co.in

Company Code : 506022

Company Symbol : PRAKASH

Sub : **Disclosure under Regulation 31 of Securities and Exchange Board of India
(Substantial Acquisition of Shares and Takeovers) Regulations, 2011**


Dear Sir,

In terms of the provisions of Regulation 31 of the SEBI (Substantial Acquisition of Shares and Takeovers) Regulations, 2011, we being Promoter group of Prakash Industries Limited hereby enclosing the details of equity shares released from pledged held by us in the prescribed format.

This is for your information and record please.

Thanking you,

Yours faithfully,
For **Sunvin Trading & Investment Private Limited**



Authorised Signatory

Encl : (2) as above

CC To :

Prakash Industries Ltd.
15 Km. Stone, Delhi Road,
Hissar - 125044
Email : investorshelpline@prakash.com

Disclosure by the Promoter(s) to the stock exchanges and to the Target Company for encumbrance of shares / invocation of encumbrance/ release of encumbrance, in terms of Regulation 31(1) and 31(2) of SEBI (Substantial Acquisition of Shares and Takeovers) Regulation, 2011

Name of the Target Company(TC)		PRAKASH INDUSTRIES LIMITED											
Names of the Stock Exchanges where the shares of the target company are listed		BSE Ltd. & National Stock Exchange of India Ltd.											
Date of reporting		25 July 2023											
Name of the promoter or PAC on whose shares encumbrance has been created/ released/invoked		SUNVIN TRADING & INVESTMENT PVT LTD											
Details of the creation of encumbrance :													
Name of the promoter(s) or PACs with him *	Promoter holding in the target company (1)	Promoter holding encumbered (2)	Details of events pertaining to encumbrance (3)										
	No. of shares	% of total share capital	No. of shares	% of total share capital	Type of event (creation/ release/ invocation)	Date of creation/ release/ invocation of encumbrance	Type of encumbrance (pledge/ lien/ non disposal undetaking/ others)	Reasons for encumbrance	No. of shares	% of total share capital	Name of the entity in whose favour shares are encumbered	Post event holding of encumbered shares (creation [(2)+(3)] / release [(2)-(3)] / invocation [(1)-(3)])	% of total share capital
SUNVIN TRADING & INVESTMENT PVT LTD *	242312	0.14	242312	0.14	Release	24.07.2023	Release of Pledge	Third party Pledge	-242312	-0.14	Godawari Power and Sipt Ltd.	0	0.00

for Sunvin Trading & Investment Pvt. Ltd.

Authorised Signatory

Place : New Delhi

Date : 25.07.2023

* The details of encumbrances of residual promoters as on 21.07.2023 enclosed herewith as Annexure 1 is an extract of the data available of the Target Company

PRAKASH INDUSTRIES LIMITED
Details of encumbrance of residual promoters as on 21.07.2023

Sr. No.	Name of the Shareholder	Total shares held		Shares pledged or otherwise encumbered	
		No. of shares held	As a % of total share capital	No. of shares held	As a % of total share capital
1	SHRI V.P. AGARWAL	21877353	12.22	3708890	2.07
2	V.P. AGARWAL (HUF)	2208644	1.23	963644	0.54
3	SMT. MOHINI AGARWAL	1019856	0.57	0	0.00
4	SHRI VIKRAM AGARWAL	406500	0.23	406500	0.23
5	SHRI KANHA AGARWAL	18540	0.01	0	0.00
6	AIRCON TRADEX PVT. LTD.	611800	0.34	525800	0.29
7	AMBROSIA COMMERCE PVT. LTD.	1936500	1.08	1936500	1.08
8	DHRUV COMMERCE PVT. LTD.	300500	0.17	300500	0.17
9	ESSENTIAL ELECTRONICS PVT. LTD.	597300	0.33	597300	0.33
10	EVERSHINE MERCANTILE PVT. LTD.	1621700	0.91	1621700	0.91
11	EXCEL FINCAP PVT. LTD.	102135	0.06	0	0.00
12	FOCUS SECURITIES & CREDITS PVT. LTD.	1460000	0.82	445000	0.25
13	FOUR WINGS MARKETING PVT. LTD.	101700	0.06	0	0.00
14	GMK BUILDERS PVT. LTD.	8164800	4.56	3400400	1.90
15	GOEL CONTAINERS PVT. LTD.	1378682	0.77	758000	0.42
16	HISSAR TUBES PVT. LTD.	700000	0.39	700000	0.39
17	HI-TECH MERCANTILE (INDIA) PVT. LTD.	2720695	1.52	2545695	1.42
18	NEW ERA COMMERCE & SECURITIES PVT. LTD.	215985	0.12	215900	0.12
19	OCEAN ISPAT PVT. LTD.	300000	0.17	300000	0.17
20	PAREEK OVERSEAS PVT. LTD.	623060	0.35	623020	0.35
21	PRAKASH CAPITAL SERVICES LTD.	1508467	0.84	1508400	0.84
22	PRAKASH INDUSTRIAL FINANCE LTD.	904950	0.51	704000	0.39
23	PREMIER FINCAP PVT. LTD.	767000	0.43	767000	0.43
24	PRIMENET GLOBAL LTD.	2470500	1.38	2470500	1.38
25	PRIME MERCANTILE PVT. LTD.	3701470	2.07	3028270	1.69
26	SAMYAK SECURITIES PVT. LTD.	1500000	0.84	0	0.00
27	SHREE LABH LAKSHMI CAPITAL SERVICES PVT. LTD.	2311471	1.29	2311471	1.29
28	STYLE LEASING & FINANCE PVT. LTD.	1114400	0.62	864400	0.48
29	TECHDRIVE SOFTWARE LTD	75	0.00	0	0.00
30	TOOLS INDIA PVT. LTD.	900900	0.50	900900	0.50
31	UNITY MERCANTILE PVT. LTD.	251575	0.14	251500	0.14
32	VANSHI FARMS PVT. LTD.	3157900	1.76	2491630	1.39
33	VISION MERCANTILE PVT. LTD.	1866754	1.04	1633363	0.91
34	WELTER SECURITIES LTD.	5006666	2.80	2893666	1.62
35	CHAIBASA STEEL LLP	250000	0.14	0	0.00
36	DHRUV COMMERCE LLP	1481000	0.83	574000	0.32
37	ESSENTIAL ELECTRONICS LLP	302100	0.17	302100	0.17
38	EVERSHINE MERCANTILE LLP	300000	0.17	0	0.00
39	FOUR WINGS MARKETING LLP	300000	0.17	0	0.00
40	HISSAR TUBES LLP	650012	0.36	650012	0.36
41	PREMIER FINCAP LLP	476480	0.27	476480	0.27
42	ROURKELA STEEL LLP	1427133	0.80	490600	0.27
43	SHIKHA MERCANTILE LLP	70600	0.04	0	0.00
44	SPRING MERCANTILE LLP	500	0.00	0	0.00
45	SUNVIN TRADING & INVESTMENT LLP	1007688	0.56	825000	0.46
46	SUVARNA MARKETING LLP	95000	0.05	95000	0.05
47	TECHDRIVE SOFTWARE LLP	562475	0.31	0	0.00
	TOTAL	78750866	43.97	42287141	23.61

New Era Commerce & Securities Private Limited

Regd. Off. : Srivan Farms, Near IOCL Petrol Pump, Bijwasan,
New Delhi - 110061.

CIN: U74899DL1992PTC047255

E-mail: neweracommerce1234@yahoo.com

25th July, 2023

Listing Department
BSE Ltd.
Phiroze Jeejeebhoy Towers
Dalal Street
Mumbai - 400001
Email : corp.relations@bseindia.com

Listing Department
National Stock Exchange of India Ltd
Exchange Plaza, 5th Floor, Plot No. C/1
G Block, Bandra-Kurla Complex,
Bandra (E), Mumbai - 400051
Email : takeover@nse.co.in

Company Code : 506022

Company Symbol : PRAKASH

Sub : **Disclosure under Regulation 31 of Securities and Exchange Board of India
(Substantial Acquisition of Shares and Takeovers) Regulations, 2011**

Dear Sir,

In terms of the provisions of Regulation 31 of the SEBI (Substantial Acquisition of Shares and Takeovers) Regulations, 2011, we being Promoter group of Prakash Industries Limited hereby enclosing the details of equity shares released from pledged held by us in the prescribed format.

This is for your information and record please.

Thanking you,

Yours faithfully,
For **New Era Commerce & Securities Private Limited**



Authorised Signatory

Encl : (2) as above

CC To :

Prakash Industries Ltd.
15 Km. Stone, Delhi Road,
Hissar - 125044
Email : investorshelpline@prakash.com

Disclosure by the Promoter(s) to the stock exchanges and to the Target Company for encumbrance of Shares / Invocation of encumbrance/ release of encumbrance, in terms of Regulation 31(1) and 31(2) of SEBI (Substantial Acquisition of Shares and Takeovers) Regulation, 2011

Name of the Target Company(TC)	PRAKASH INDUSTRIES LIMITED	
Names of the Stock Exchanges where the shares of the target company are listed	BSE Ltd. & National Stock Exchange of India Ltd	
Date of reporting	25 July 2023	
Name of the promoter or PAC on whose shares encumbrance has been created/ released/invoked	NEW ERA COMMERCE & SECURITIES PVT LTD	

Details of the creation of encumbrance :												
Name of the promoter(s) or PACs with whom *	Promoter holding in the target company (1)	Promoter holding already encumbered (2)	Type of event (creation/ release/ invocation)	Date of creation/ release of encumbrance	Type of encumbrance (pledge/ lien/ non disposal undertaking/ others)	Reasons for encumbrance	No. of shares	% of total share capital	Name of the entity in whose favour shares are encumbered	No. of shares	Post event holding of encumbered shares (creation [(2)+(3)] / release [(2)-(3)] / invocation [(1)-(3)])	% of total share capital
NEW ERA COMMERCE & SECURITIES PVT LTD *	215985	215900	Release	24.07.2023	Release of Pledge	Third party Pledge	-215900	-0.12	Godawari Power and Sapat Ltd.	0	0	0.00

for New Era Commerce & Securities Pvt. Ltd.

Authorised Signatory



Place : New Delhi

Date : 25.07.2023

* The details of encumbrances of residual promoters as on 21.07.2023 enclosed herewith as Annexure 1 is an extract of the data available of the Target Company

PRAKASH INDUSTRIES LIMITED
Details of encumbrance of residual promoters as on 21.07.2023

Sr. No.	Name of the Shareholder	Total shares held		Shares pledged or otherwise encumbered	
		No. of shares held	As a % of total share capital	No. of shares held	As a % of total share capital
1	SHRI V.P. AGARWAL	21877353	12.22	3708890	2.07
2	V.P. AGARWAL (HUF)	2208644	1.23	963644	0.54
3	SMT. MOHINI AGARWAL	1019856	0.57	0	0.00
4	SHRI VIKRAM AGARWAL	406500	0.23	406500	0.23
5	SHRI KANHA AGARWAL	18540	0.01	0	0.00
6	AIRCON TRADEX PVT. LTD.	611800	0.34	525800	0.29
7	AMBROSIA COMMERCE PVT. LTD.	1936500	1.08	1936500	1.08
8	DHRUV COMMERCE PVT. LTD.	300500	0.17	300500	0.17
9	ESSENTIAL ELECTRONICS PVT. LTD.	597300	0.33	597300	0.33
10	EVERSHINE MERCANTILE PVT. LTD.	1621700	0.91	1621700	0.91
11	EXCEL FINCAP PVT. LTD.	102135	0.06	0	0.00
12	FOCUS SECURITIES & CREDITS PVT. LTD.	1460000	0.82	445000	0.25
13	FOUR WINGS MARKETING PVT. LTD.	101700	0.06	0	0.00
14	GMK BUILDERS PVT. LTD.	8164800	4.56	3400400	1.90
15	GOEL CONTAINERS PVT. LTD.	1378682	0.77	758000	0.42
16	HISSAR TUBES PVT. LTD.	700000	0.39	700000	0.39
17	HI-TECH MERCANTILE (INDIA) PVT. LTD.	2720695	1.52	2545695	1.42
18	OCEAN ISPAT PVT. LTD.	300000	0.17	300000	0.17
19	PAREEK OVERSEAS PVT. LTD.	623060	0.35	623020	0.35
20	PRAKASH CAPITAL SERVICES LTD.	1508467	0.84	1508400	0.84
21	PRAKASH INDUSTRIAL FINANCE LTD.	904950	0.51	704000	0.39
22	PREMIER FINCAP PVT. LTD.	767000	0.43	767000	0.43
23	PRIMENET GLOBAL LTD.	2470500	1.38	2470500	1.38
24	PRIME MERCANTILE PVT. LTD.	3701470	2.07	3028270	1.69
25	SAMYAK SECURITIES PVT. LTD.	1500000	0.84	0	0.00
26	SHREE LABH LAKSHMI CAPITAL SERVICES PVT. LTD.	2311471	1.29	2311471	1.29
27	STYLE LEASING & FINANCE PVT. LTD.	1114400	0.62	864400	0.48
28	SUNVIN TRADING & INVESTMENT PVT. LTD.	242312	0.14	242312	0.14
29	TECHDRIVE SOFTWARE LTD	75	0.00	0	0.00
30	TOOLS INDIA PVT. LTD.	900900	0.50	900900	0.50
31	UNITY MERCANTILE PVT. LTD.	251575	0.14	251500	0.14
32	VANSHI FARMS PVT. LTD.	3157900	1.76	2491630	1.39
33	VISION MERCANTILE PVT. LTD.	1866754	1.04	1633363	0.91
34	WELTER SECURITIES LTD.	5006666	2.80	2893666	1.62
35	CHAIBASA STEEL LLP	250000	0.14	0	0.00
36	DHRUV COMMERCE LLP	1481000	0.83	574000	0.32
37	ESSENTIAL ELECTRONICS LLP	302100	0.17	302100	0.17
38	EVERSHINE MERCANTILE LLP	300000	0.17	0	0.00
39	FOUR WINGS MARKETING LLP	300000	0.17	0	0.00
40	HISSAR TUBES LLP	650012	0.36	650012	0.36
41	PREMIER FINCAP LLP	476480	0.27	476480	0.27
42	ROURKELA STEEL LLP	1427133	0.80	490600	0.27
43	SHIKHA MERCANTILE LLP	70600	0.04	0	0.00
44	SPRING MERCANTILE LLP	500	0.00	0	0.00
45	SUNVIN TRADING & INVESTMENT LLP	1007688	0.56	825000	0.46
46	SUVARNA MARKETING LLP	95000	0.05	95000	0.05
47	TECHDRIVE SOFTWARE LLP	562475	0.31	0	0.00
	TOTAL	78777193	43.99	42313553	23.63