

VANSHI FARMS PRIVATE LIMITED

Corp. Office: 3rd Floor, Golden Jubilee Plaza, Near Saraswati Hospital, Old Delhi Road,

Gurugram-122001(HR)

CIN: U74899PB1987PTC052838

Mob. : 9871768515, E-mail: vanshifarms1234@rediffmail.com

30th September, 2023

Listing Department
BSE Ltd.
Phiroze Jeejeebhoy Towers
Dalal Street
Mumbai – 400001
Email : corp.relations@bseindia.com

Listing Department
National Stock Exchange of India Ltd
Exchange Plaza, 5th Floor, Plot No. C/1
G Block, Bandra-Kurla Complex,
Bandra (E), Mumbai - 400051
Email : takeover@nse.co.in

Company Code : 506022

Company Symbol : PRAKASH

Sub : **Disclosure under Regulation 31 of Securities and Exchange Board of India
(Substantial Acquisition of Shares and Takeovers) Regulations, 2011**


Dear Sir,

In terms of the provisions of Regulation 31 of the SEBI (Substantial Acquisition of Shares and Takeovers) Regulations, 2011, we being Promoter group of Prakash Industries Limited hereby enclosing the details of equity shares released from pledged held by us in the prescribed format.

This is for your information and record please.

Thanking you,

Yours faithfully,
For **Vanshi Farms Pvt. Ltd.**



Authorised Signatory

Encl : (2) as above


CC To :

Prakash Industries Ltd.
15 Km. Stone, Delhi Road,
Hissar – 125044
Email : investorshelpline@prakash.com

Disclosure by the Promoter(s) to the stock exchanges and to the Target Company for encumbrance of shares / invocation of encumbrance/ release of encumbrance, in terms of Regulation 31(1) and 31(2) of SEBI (Substantial Acquisition of Shares and Takeovers) Regulation, 2011

Name of the Target Company(TC)	PRAKASH INDUSTRIES LIMITED	
Names of the Stock Exchanges where the shares of the target company are listed	BSE Ltd. & National Stock Exchange of India Ltd.	
Date of reporting	30 September 2023	
Name of the promoter or PAC on whose shares encumbrance has been created/ released/invoked	Vanshi Farms Pvt. Ltd.	

Details of the creation of encumbrance :													
Name of the promoter(s) or PACs with him *	Promoter holding in the target company (1)	Promoter holding already encumbered (2)	Details of events pertaining to encumbrance (3)										
			No. of shares	% of total share capital	Type of event (creation/ release/ invocation)	Date of creation/ release/ invocation of encumbrance	Type of encumbrance (pledge/ lien/ non disposal undertaking/ others)	Reasons for encumbrance	No. of shares	% of total share capital	Name of the entity in whose favour shares are encumbered	No. of shares	% of total share capital
Vanshi Farms Pvt. Ltd. *	3157900	1.76	1214730	0.68	Release	28.09.2023	Release of Pledge	Third party Pledge	-120000	-0.07	Smita Conductors Pvt. Ltd.	1094730	0.61

for Vanshi Farms Pvt. Ltd.

 Authorised Signatory

Place : Gurugram
 Date : 30.09.2023

* The details of encumbrances of residual promoters as on 20.09.2023 enclosed herewith as Annexure 1 is an extract of the data available of the Target Company

PRAKASH INDUSTRIES LIMITED
Details of encumbrance of residual promoters as on 20.09.2023

Sr. No.	Name of the Shareholder	Total shares held		Shares pledged or otherwise encumbered	
		No. of shares held	As a % of total share capital	No. of shares held	As a % of total share capital
1	SHRI V.P. AGARWAL	22111398	12.35	2068890	1.16
2	V.P. AGARWAL (HUF)	2208644	1.23	500000	0.28
3	SMT. MOHINI AGARWAL	1019856	0.57	0	0.00
4	SHRI VIKRAM AGARWAL	406500	0.23	406500	0.23
5	SHRI KANHA AGARWAL	18540	0.01	0	0.00
6	AIRCON TRADEX PVT. LTD.	611800	0.34	96000	0.05
7	AMBROSIA COMMERCE PVT. LTD.	1936500	1.08	1375000	0.77
8	DHRUV COMMERCE PVT. LTD.	300500	0.17	0	0.00
9	ESSENTIAL ELECTRONICS PVT. LTD.	597300	0.33	0	0.00
10	EVERSHINE MERCANTILE PVT. LTD.	1621700	0.91	1621700	0.91
11	EXCEL FINCAP PVT. LTD.	102135	0.06	0	0.00
12	FOCUS SECURITIES & CREDITS PVT. LTD.	1460000	0.82	445000	0.25
13	FOUR WINGS MARKETING PVT. LTD.	101700	0.06	0	0.00
14	GMK BUILDERS PVT. LTD.	8164800	4.56	2613200	1.46
15	GOEL CONTAINERS PVT. LTD.	1378682	0.77	758000	0.42
16	HISSAR TUBES PVT. LTD.	700000	0.39	0	0.00
17	HI-TECH MERCANTILE (INDIA) PVT. LTD.	2720695	1.52	1670000	0.93
18	NEW ERA COMMERCE & SECURITIES PVT. LTD.	215985	0.12	0	0.00
19	OCEAN ISPAT PVT. LTD.	300000	0.17	0	0.00
20	PAREEK OVERSEAS PVT. LTD.	623060	0.35	623020	0.35
21	PRAKASH CAPITAL SERVICES LTD.	1508467	0.84	1508400	0.84
22	PRAKASH INDUSTRIAL FINANCE LTD.	904950	0.51	14000	0.01
23	PREMIER FINCAP PVT. LTD.	767000	0.43	767000	0.43
24	PRIMENET GLOBAL LTD.	2470500	1.38	1980500	1.11
25	PRIME MERCANTILE PVT. LTD.	3701470	2.07	912870	0.51
26	SAMYAK SECURITIES PVT. LTD	1500000	0.84	0	0.00
27	SHREE LABH LAKSHMI CAPITAL SERVICES PVT. LTD.	2311471	1.29	1946471	1.09
28	STYLE LEASING & FINANCE PVT. LTD.	1114400	0.62	864400	0.48
29	SUNVIN TRADING & INVESTMENT PVT. LTD.	242312	0.14	0	0.00
30	TECHDRIVE SOFTWARE LTD	75	0.00	0	0.00
31	TOOLS INDIA PVT. LTD.	900900	0.50	900900	0.50
32	UNITY MERCANTILE PVT. LTD.	251575	0.14	0	0.00
33	VISION MERCANTILE PVT. LTD.	1866754	1.04	1633363	0.91
34	WELTER SECURITIES LTD.	5006666	2.80	2047666	1.14
35	CHAIBASA STEEL LLP	250000	0.14	0	0.00
36	DHRUV COMMERCE LLP	1481000	0.83	560000	0.31
37	ESSENTIAL ELECTRONICS LLP	302100	0.17	0	0.00
38	EVERSHINE MERCANTILE LLP	300000	0.17	0	0.00
39	FOUR WINGS MARKETING LLP	300000	0.17	0	0.00
40	HISSAR TUBES LLP	650012	0.36	650012	0.36
41	PREMIER FINCAP LLP	476480	0.27	0	0.00
42	ROURKELA STEEL LLP	1427133	0.80	0	0.00
43	SHIKHA MERCANTILE LLP	70600	0.04	0	0.00
44	SPRING MERCANTILE LLP	500	0.00	0	0.00
45	SUNVIN TRADING & INVESTMENT LLP	1007688	0.56	825000	0.46
46	SUVARNA MARKETING LLP	95000	0.05	0	0.00
47	TECHDRIVE SOFTWARE LLP	562475	0.31	0	0.00
	TOTAL	76069323	42.48	26787892	14.96



WELTER SECURITIES LIMITED

Corp. Office: 303, Himland House, D-5, Karampura Commercial Complex, New Delhi – 110015

CIN: L65993WB1990PLC048314

E-mail: welter1234@rediffmail.com

30th September, 2023

Listing Department
BSE Ltd.
Phiroze Jeejeebhoy Towers
Dalal Street
Mumbai – 400001
Email : corp.relations@bseindia.com

Listing Department
National Stock Exchange of India Ltd
Exchange Plaza, 5th Floor, Plot No. C/1
G Block, Bandra-Kurla Complex,
Bandra (E), Mumbai - 400051
Email : takeover@nse.co.in

Company Code : 506022

Company Symbol : PRAKASH

Sub : **Disclosure under Regulation 31 of Securities and Exchange Board of India
(Substantial Acquisition of Shares and Takeovers) Regulations, 2011**


Dear Sir,

In terms of the provisions of Regulation 31 of the SEBI (Substantial Acquisition of Shares and Takeovers) Regulations, 2011, we being Promoter group of Prakash Industries Limited hereby enclosing the details of equity shares released from pledged held by us in the prescribed format.

This is for your information and record please.

Thanking you,

Yours faithfully,
For **Welter Securities Ltd.**



Authorised Signatory

Encl : (2) as above

CC To :

Prakash Industries Ltd.
15 Km. Stone, Delhi Road,
Hissar – 125044
Email : investorshelpline@prakash.com

Disclosure by the Promoter(s) to the stock exchanges and to the Target Company for encumbrance of shares / invocation of encumbrance/ release of encumbrance, in terms of Regulation 31(1) and 31(2) of SEBI (Substantial Acquisition of Shares and Takeovers) Regulation, 2011

Name of the Target Company(TC)	PRAKASH INDUSTRIES LIMITED	
Names of the Stock Exchanges where the shares of the target company are listed	BSE Ltd. & National Stock Exchange of India Ltd.	
Date of reporting	30 September 2023	
Name of the promoter or PAC on whose shares encumbrance has been created/ released/invoked	Welter Securities Ltd.	

Name of the promoter(s) or PACs with whom *	Promoter holding in the target company (1)		Promoter holding already encumbered (2)		Details of events pertaining to encumbrance (3)										Post event holding of encumbered shares (creation [(2)+(3)] / release [(2)-(3)] / invocation [(1)-(3)])	
	No. of shares	% of total share capital	No. of shares	% of total share capital	Type of event (creation/ release/ invocation)	Date of creation/ release/ invocation of encumbrance	Type of encumbrance (pledge/ lien/ non disposal/ undetaking/ others)	Reasons for encumbrance	No. of shares	% of total share capital	Name of the entity in whose favour shares are encumbered	No. of shares	% of total share capital			
Welter Securities Ltd. *	5006666	2.80	2047666	1.14	Release	28.09.2023	Release of Pledge	Third party Pledge	-255000	-0.14	Smita Conductors Pvt. Ltd.	1792666	1.00			

for Welter Securities Ltd.



Authorised Signatory

Place : New Delhi

Date : 30.09.2023

* The details of encumbrances of residual promoters as on 20.09.2023 enclosed herewith as Annexure 1 is an extract of the data available of the Target Company

PRAKASH INDUSTRIES LIMITED

Details of encumbrance of residual promoters as on 20.09.2023

Sr. No.	Name of the Shareholder	Total shares held		Shares pledged or otherwise encumbered	
		No. of shares held	As a % of total share capital	No. of shares held	As a % of total share capital
1	SHRI V.P. AGARWAL	22111398	12.35	2068890	1.16
2	V.P. AGARWAL (HUF)	2208644	1.23	500000	0.28
3	SMT. MOHINI AGARWAL	1019856	0.57	0	0.00
4	SHRI VIKRAM AGARWAL	406500	0.23	406500	0.23
5	SHRI KANHA AGARWAL	18540	0.01	0	0.00
6	AIRCON TRADEX PVT. LTD.	611800	0.34	96000	0.05
7	AMBROSIA COMMERCE PVT. LTD.	1936500	1.08	1375000	0.77
8	DHRUV COMMERCE PVT. LTD.	300500	0.17	0	0.00
9	ESSENTIAL ELECTRONICS PVT. LTD.	597300	0.33	0	0.00
10	EVERSHINE MERCANTILE PVT. LTD.	1621700	0.91	1621700	0.91
11	EXCEL FINCAP PVT. LTD.	102135	0.06	0	0.00
12	FOCUS SECURITIES & CREDITS PVT. LTD.	1460000	0.82	445000	0.25
13	FOUR WINGS MARKETING PVT. LTD.	101700	0.06	0	0.00
14	GMK BUILDERS PVT. LTD.	8164800	4.56	2613200	1.46
15	GOEL CONTAINERS PVT. LTD.	1378682	0.77	758000	0.42
16	HISSAR TUBES PVT. LTD.	700000	0.39	0	0.00
17	HI-TECH MERCANTILE (INDIA) PVT. LTD.	2720695	1.52	1670000	0.93
18	NEW ERA COMMERCE & SECURITIES PVT. LTD.	215985	0.12	0	0.00
19	OCEAN ISPAT PVT. LTD.	300000	0.17	0	0.00
20	PAREEK OVERSEAS PVT. LTD.	623060	0.35	623020	0.35
21	PRAKASH CAPITAL SERVICES LTD.	1508467	0.84	1508400	0.84
22	PRAKASH INDUSTRIAL FINANCE LTD.	904950	0.51	14000	0.01
23	PREMIER FINCAP PVT. LTD.	767000	0.43	767000	0.43
24	PRIMENET GLOBAL LTD.	2470500	1.38	1980500	1.11
25	PRIME MERCANTILE PVT. LTD.	3701470	2.07	912870	0.51
26	SAMYAK SECURITIES PVT. LTD.	1500000	0.84	0	0.00
27	SHREE LABH LAKSHMI CAPITAL SERVICES PVT. LTD.	2311471	1.29	1946471	1.09
28	STYLE LEASING & FINANCE PVT. LTD.	1114400	0.62	864400	0.48
29	SUNVIN TRADING & INVESTMENT PVT. LTD.	242312	0.14	0	0.00
30	TECHDRIVE SOFTWARE LTD	75	0.00	0	0.00
31	TOOLS INDIA PVT. LTD.	900900	0.50	900900	0.50
32	UNITY MERCANTILE PVT. LTD.	251575	0.14	0	0.00
33	VANSHI FARMS PVT. LTD.	3157900	1.76	1214730	0.68
34	VISION MERCANTILE PVT. LTD.	1866754	1.04	1633363	0.91
35	CHAIBASA STEEL LLP	250000	0.14	0	0.00
36	DHRUV COMMERCE LLP	1481000	0.83	560000	0.31
37	ESSENTIAL ELECTRONICS LLP	302100	0.17	0	0.00
38	EVERSHINE MERCANTILE LLP	300000	0.17	0	0.00
39	FOUR WINGS MARKETING LLP	300000	0.17	0	0.00
40	HISSAR TUBES LLP	650012	0.36	650012	0.36
41	PREMIER FINCAP LLP	476480	0.27	0	0.00
42	ROURKELA STEEL LLP	1427133	0.80	0	0.00
43	SHIKHA MERCANTILE LLP	70600	0.04	0	0.00
44	SPRING MERCANTILE LLP	500	0.00	0	0.00
45	SUNVIN TRADING & INVESTMENT LLP	1007688	0.56	825000	0.46
46	SUVARNA MARKETING LLP	95000	0.05	0	0.00
47	TECHDRIVE SOFTWARE LLP	562475	0.31	0	0.00
	TOTAL	74220557	41.45	25954956	14.49

T. Gopal