

## **VARDHMAN INVESTMENTS LIMITED**

**REGD. OFFICE: 105 ASHOKA ESTATES, 24 BARAKHAMBA ROAD, NEW DELHI - 110 001**

Ref. SEBI/18-19/

Date: 12.02.2019

**Securities & Exchange Board of India**  
SEBI Bhawan, Bandra Kurla Complex,  
Plot No. C4-A, G Block,  
MUMBAI - 400051  
Ph: 022-26449000, Fax No. 022-26449016

Dear Sir,

**Re: Compliance under Regulation 10(7) of SEBI (SAST) Regulations, 2011 -  
Acquisition of Equity Shares of NAHAR POLY FILMS LIMITED**

With Reference to the captioned subject, we are enclosing herewith the requisite Form under Regulation 10(7) of SEBI (SAST) Regulations, 2011 along with a Demand Draft No. 473393 dated 11.02.2019 drawn on Allahabad Bank for Rs. 150000/- (Rupees one lakh fifty thousand only) in favour of 'SECURITIES & EXCHANGE BOARD OF INDIA' payable at MUMBAI.

We are also enclosing herewith:

1. Compliance made to Stock Exchanges under Regulation 10(5) of SEBI (SAST) Regulations, 2011 (**Annexure-1, page no.1-6**),
2. Compliance made to Stock Exchanges under Regulation 10(6) of SEBI (SAST) Regulations, 2011 (**Annexure-2, page no.7-8**),
3. Shareholding of acquirer(s) and PAC individually and collectively in TC (**Annexure-3, page no.9**),
4. Shareholding pattern of TC for the last 3 years (**Annexure-4, page no.10-20**),
5. Computation of volume-weighted average market price (VWAP) (**Annexure-5, page no.21-22**),
6. Declaration of acquirer(s) (**Annexure-6, page no.23**).

You are requested to take the above documents on your record on behalf of both acquirer companies.

Thanking you,  
Yours faithfully,  
For VARDHMAN INVESTMENTS LIMITED

  
DINESH OSWAL  
(DIRECTOR)

Encl: as above

**Format under Regulation 10(7) - Report to SEBI in respect of any acquisition made in reliance upon exemption provided for in regulation 10(1)(a)(ii) of SEBI (Substantial Acquisition of Shares and Takeovers) Regulations, 2011**

<b>1</b>	<b>General Details</b>	
	a. Name, address, telephone no., e-mail of acquirer(s) {In case there are multiple acquirers, provide full contact details of any one acquirer (the correspondent acquirer) with whom SEBI shall correspond.}	<b>Vardhman Investments Limited</b> Regd. Office: 105, Ashoka Estate, 24, Barakhamba Road, New Delhi - 110001 Phone No. 82838 03004 Email: <a href="mailto:vardhman_investment@owmnahar.com">vardhman_investment@owmnahar.com</a>
	b. Whether sender is the acquirer (Y/N)	Yes.
	c. If not, whether the sender is duly authorized by the acquirer to act on his behalf in this regard (enclose copy of such authorization)	Not applicable
	d. Name, address, Tel no. and e-mail of sender, if sender is not the acquirer	<b>Vardhman Investments Limited</b> Regd. Office: 105, Ashoka Estate, 24, Barakhamba Road, New Delhi - 110001 Phone No. 82838 03004 Email: <a href="mailto:vardhman_investment@owmnahar.com">vardhman_investment@owmnahar.com</a>
<b>2</b>	<b>Compliance of Regulation 10(7)</b>	
	a. Date of Report	12.02.2019
	b. Whether report has been submitted to SEBI within 21 working days from the date of the acquisition	Yes
	c. Whether the report is accompanied with fees as required under Regulation 10(7)	Yes. A Demand Draft No. <u>473393</u> dated 11.02.19 drawn on ALLAHABAD BANK for Rs. 1,50,000/- is enclosed herewith.
<b>3</b>	<b>Compliance of Regulation 10(5)</b>	
	a. Whether the report has been filed with the Stock Exchanges where the shares of the Company are listed at least 4 working days before the date of the proposed acquisition.	Yes, the Report was filed with both BSE and NSE on 24.01.2019. Copy of the Report is enclosed as <b>ANNEXURE-1</b>
	b. Date of Report	23.01.2019
<b>4</b>	<b>Compliance of Regulation 10(6)</b>	
	a. Whether the report has been filed with the Stock Exchanges where the shares of the Company are listed within 4 working days of the acquisition.	Yes, the Report was filed with both BSE and NSE on 31.01.2019. Copy of the Report is enclosed as <b>ANNEXURE-2</b>
	b. Date of Report	31.01.2019
<b>5</b>	<b>Details of the Target Company</b>	
	a. Name & address of TC	Nahar Poly Films Limited Regd. Office: 376, Industrial Area-A, Ludhiana - 141003
	b. Name of the Stock Exchange(s) where the shares of the TC are listed	BSE Limited (BSE) and National Stock Exchange of India Limited (NSE)

6 Details of the acquisition					
a.	Date of acquisition	30.01.2019			
b.	Acquisition price per share (in Rs.)	Rs. 38.25 per share			
c.	Regulation which would have triggered an open offer, had the report not been filed under Regulation 10(7) (whether Regulation 3(1), (2), 4 or 5)	Regulation 3(2)			
d.	Shareholding of acquirer(s) and PAC individually in TC (in terms of no. & as a percentage of the total share/voting capital of the TC)(*)	Before the acquisition		After the acquisition	
		No. of Shares	% w.r.t total share capital of TC	No. of Shares	% w.r.t total share capital of TC
	Name(s) of the acquirer(s) (**) 1. Vardhman Investments Limited 2. Sankheshwar Holding Co. Ltd.  Note: Details of shareholding of PAC individually and collectively in TC is enclosed as ANNEXURE-3	73220 280784	0.30 1.14	988253 630471	4.02 2.56
e.	Shareholding of seller/s in TC (in terms of no. & as a percentage of the total share/voting capital of the TC)(*)	Before the acquisition		After the acquisition	
		No. of Shares	% w.r.t total share capital of TC	No. of Shares	% w.r.t total share capital of TC
	Name(s) of the seller(s) (**) Nahar Industrial Enterprises Limited	1264720	5.14	0	0
7 Information specific to the exemption category to which the instant acquisition belongs - Regulation 10(1)(a)(ii)					
a.	Provide the names of the seller(s)	Nahar Industrial Enterprises Limited			
b.	Specify the relationship between the acquirer(s) and the seller(s).	Promoter Group			
c.	Shareholding of the acquirer and the seller/s in the TC during the three years prior to the proposed acquisition	Year-1	Year-2	Year-3	
	Acquirer(s) (*) 1. Vardhman Investments Limited 2. Sankheshwar Holding Co. Ltd.	73220 280784	73220 280784	73220 280784	
	Sellers(s) (*) Nahar Industrial Enterprises Ltd.	1264720	1264720	1264720	


d.	Confirm that the acquirer(s) and the seller/s have been named promoters in the shareholding pattern filed by the target company in terms of the listing agreement or the Takeover Regulations. Provide copies of such filings under the listing agreement or the Takeover Regulations.	Yes. Copies of Shareholding pattern for last three years i.e. 31.3.2016, 31.3.2017 and 31.3.2018, filed by the target company are enclosed herewith as <b>ANNEXURE-4</b>
e.	If shares of the TC are frequently traded, volume-weighted average market price (VWAP) of such shares for a period of sixty trading days preceding the date of issuance of notice regarding the proposed acquisition to the stock exchanges where the TC is listed.	Rs. 41.06. Copy of the volume-weighted average market price (VWAP) of such shares is enclosed as <b>ANNEXURE-5</b>
f.	If shares of the TC are infrequently traded, the price of such shares as determined in terms of clause (e) of sub-regulation (2) of regulation 8.	Not applicable
g.	Confirm whether the acquisition price per share is not higher by more than twenty-five percent of the price as calculated in (e) or (f) above as applicable	Yes
h.	Date of issuance of notice regarding the proposed acquisition to the stock exchanges where the TC is listed	24.01.2019
i.	1) Whether the acquirers as well as sellers have complied (during 3 years prior to the date of acquisition) with the provisions of Chapter V of the Takeover Regulations (corresponding provisions of the repealed Takeover Regulations 1997) (Y/N). 2) If yes, specify applicable regulation(s) as well as date on which the requisite disclosures were made and furnish copies of the same.	Not Applicable
j.	Declaration by the acquirer that all the conditions specified under regulation 10(1) (a)(ii) with respect to exemptions has been duly complied with.	Yes, Declaration is enclosed as <b>ANNEXURE-6</b>

I/We hereby declare that the information provided in the instant report is true and nothing has been concealed there from.

For VARDHMAN INVESTMENTS LIMITED

  
DINESH OSWAL  
(DIRECTOR)

For SANKHESHWAR HOLDING CO. LIMITED

  
KOMAL JAIN  
(DIRECTOR)

Date: 12.02.2019  
Place: New Delhi

NOTE:

(\*) In case, percentage of shareholding to the total capital is different from percentage of voting rights, indicate percentage of shareholding and voting rights separately.  
(\*\*) Shareholding of each entity shall be shown separately as well as collectively.

**Format for Disclosures under Regulation 10(5) - Intimation to Stock Exchanges in respect of acquisition under Regulation 10(1)(a) of SEBI (Substantial Acquisition of Shares and Takeovers) Regulations, 2011**

1.	Name of the Target Company (TC)	NAHAR POLY FILMS LIMITED
2.	Name of the acquirer(s)	SANKHESHWAR HOLDING COMPANY LIMITED
3.	Whether the acquirer(s) is/ are promoters of the TC prior to the transaction. If not, nature of relationship or association with the TC or its promoters	PROMOTER
4.	Details of the proposed acquisition	
	a. Name of the person(s) from whom shares are to be acquired	NAHAR INDUSTRIAL ENTERPRISES LIMITED
	b. Proposed date of acquisition	On or after 29.01.2019
	c. Number of shares to be acquired from each person mentioned in 4(a) above	349687
	d. Total shares to be acquired as % of share capital of TC	1.42%
	e. Price at which shares are proposed to be acquired	The Shares of Target Company will be acquired at a price not exceeding the limits provided in provision (1) to Regulation 10(1)(a) of SEBI (SAST) Regulations.
	f. Rationale, if any, for the proposed transfer	Inter-se Transfer amount Promoter Group
5.	Relevant sub-clause of regulation 10(1)(a) under which the acquirer is exempted from making open offer	10(1)(a)(ii)
6.	If, frequently traded, volume weighted average market price for a period of 60 trading days preceding the date of issuance of this notice as traded on the stock exchange where the maximum volume of trading in the shares of the TC are recorded during such period.	Rs. 41.06
7.	If in-frequently traded, the price as determined in terms of clause (e) of sub-regulation (2) of regulation 8.	Not Applicable
8.	Declaration by the acquirer, that the acquisition price would not be higher by more than 25% of the price computed in point 6 or point 7 as applicable.	Yes


9.	i) Declaration by the acquirer, that the transferor and transferee have complied (during 3 years prior to the date of proposed acquisition) / will comply with applicable disclosure requirements in Chapter V of the Takeover Regulations, 2011 (corresponding provisions of the repealed Takeover Regulations, 1997) ii) The aforesaid disclosures made during previous 3 years prior to the date of proposed acquisition to be furnished.	Yes			
10.	Declaration by the acquirer that all the conditions specified under regulation 10(1)(a) with respect to exemptions has been duly complied with.	Yes			
11.	Shareholding details	Before the proposed transaction		After the proposed transaction	
		No. of shares /voting rights	% w.r.t total share capital of TC	No. of shares /voting rights	% w.r.t total share capital of TC
	a Acquirer(s) and PACs (other than sellers)(*)	15992625	65.05	17257345	70.19
	b Seller (s)	1264720	5.14	0	0

We hereby declare that the Transferor and Transferee have complied / will comply with applicable disclosures requirements in Chapter V of the Takeover Regulations, 2011.

We hereby declare that the Acquisition price would not be higher by more than 25% of the Price computed in Point No. 6.

We hereby declare that all the conditions as specified under Regulation 10(1)(a) of SEBI (SAST) Regulations, 2011 have been complied.

For Sankheshwar Holding Company Limited



Komal Jain  
(Director)

Place: New Delhi  
Date: 23.01.2019

<b>NAHAR POLYFILMS LTD.</b>				
<b>Statement showing shareholding pattern of the Promoter and Promoter Group</b>				
Category of shareholder	Before Proposed Transaction		After Proposed Transaction	
	No. equity shares	% w.r.t. total share capital of TC	No. equity shares	% w.r.t. total share capital of TC
<b>A1) Indian</b>				
Individuals/Hindu undivided Family	1,36,773	0.56	1,36,773	0.56%
KAMAL OSWAL	31,500	0.13	31,500	0.13%
DINESH OSWAL	1,05,273	0.43	1,05,273	0.43%
Any Other (specify)	1,71,20,572	69.63	1,71,20,572	69.63%
ABHILASH GROWTH FUND (P) LTD	1,78,025	0.72	1,78,025	0.72%
NAHAR SPINNING MILLS LTD	12,53,603	5.1	12,53,603	5.10%
ATAM VALLABH FINANCIERS LTD	81,985	0.33	81,985	0.33%
KOVALAM INVESTMENT & TRADING CO LTD	2,13,037	0.87	2,13,037	0.87%
MONICA GROWTH FUND (P) LTD	1,12,560	0.46	1,12,560	0.46%
NAGDEVI TRADING & INVESTMENT CO LTD	7,16,080	2.91	7,16,080	2.91%
NAHAR GROWTH FUND (P) LTD	48,933	0.19	48,933	0.19%
NEHA CREDIT AND INVESTMENT (P) LTD	27,389	0.11	27,389	0.11%
RUCHIKA GROWTH FUND (P) LTD	1,12,560	0.46	1,12,560	0.46%
SHANKESHWAR HOLDING CO LTD	2,80,784	1.14	2,80,784	1.14%
VANAİK INVESTORS LTD	90,669	0.37	90,669	0.37%
VARDHMAN INVESTMENTS LTD	33,220	0.13	33,220	0.13%
VANAİK SPINNING MILLS LTD	1,07,156	0.44	1,07,156	0.44%
NAHAR INDUSTRIAL ENTERPRISE LTD	12,53,720	5.1	12,53,720	5.10%
OSWAL WOOLLEN MILLS LTD	1,53,617	0.62	1,53,617	0.62%
J L GROWTH FUND LTD	3,20,563	1.3	3,20,563	1.30%
NAHAR CAPITAL AND FINANCIAL SERVICES	1,20,87,671	49.16	1,20,87,671	49.16%
<b>Sub Total A1</b>	<b>1,72,57,345</b>	<b>70.19</b>	<b>1,72,57,345</b>	<b>70.19%</b>

4

**Format for Disclosures under Regulation 10(5) - Intimation to Stock Exchanges in respect of acquisition under Regulation 10(1)(a) of SEBI (Substantial Acquisition of Shares and Takeovers) Regulations, 2011**

1.	Name of the Target Company (TC)	NAHAR POLY FILMS LIMITED
2.	Name of the acquirer(s)	VARDHMAN INVESTMENTS LIMITED
3.	Whether the acquirer(s) is/ are promoters of the TC prior to the transaction. If not, nature of relationship or association with the TC or its promoters	PROMOTER
4.	Details of the proposed acquisition	
	a. Name of the person(s) from whom shares are to be acquired	NAHAR INDUSTRIAL ENTERPRISES LIMITED
	b. Proposed date of acquisition	On or after 29.01.2019
	c. Number of shares to be acquired from each person mentioned in 4(a) above	915033
	d. Total shares to be acquired as % of share capital of TC	3.72%
	e. Price at which shares are proposed to be acquired	The Shares of Target Company will be acquired at a price not exceeding the limits provided in provision (1) to Regulation 10(1)(a) of SEBI (SAST) Regulations.
	f. Rationale, if any, for the proposed transfer	Inter-se Transfer amount Promoter Group
5.	Relevant sub-clause of regulation 10(1)(a) under which the acquirer is exempted from making open offer	10(1)(a)(ii)
6.	If, frequently traded, volume weighted average market price for a period of 60 trading days preceding the date of issuance of this notice as traded on the stock exchange where the maximum volume of trading in the shares of the TC are recorded during such period.	Rs. 41.06
7.	If in-frequently traded, the price as determined in terms of clause (e) of sub-regulation (2) of regulation 8.	Not Applicable
8.	Declaration by the acquirer, that the acquisition price would not be higher by more than 25% of the price computed in point 6 or point 7 as applicable.	Yes




9.	i. Declaration by the acquirer, that the transferor and transferee have complied (during 3 years prior to the date of proposed acquisition) / will comply with applicable disclosure requirements in Chapter V of the Takeover Regulations, 2011 (corresponding provisions of the repealed Takeover Regulations, 1997) ii. The aforesaid disclosures made during previous 3 years prior to the date of proposed acquisition to be furnished.	Yes			
10.	Declaration by the acquirer that all the conditions specified under regulation 10(1)(a) with respect to exemptions has been duly complied with.	Yes			
11.	Shareholding details	Before the proposed transaction		After the proposed transaction	
		No. of shares /voting rights	% w.r.t total share capital of TC	No. of shares /voting rights	% w.r.t total share capital of TC
a	Acquirer(s) and PACs (other than sellers)(*)	15992625	65.05	17257345	70.19
b	Seller (s)	1264720	5.14	0	0

We hereby declare that the Transferor and Transferee have complied / will comply with applicable disclosures requirements in Chapter V of the Takeover Regulations, 2011.

We hereby declare that the Acquisition price would not be higher by more than 25% of the Price computed in Point No. 6.

We hereby declare that all the conditions as specified under Regulation 10(1)(a) of SEBI (SAST) Regulations, 2011 have been complied.

For Vardhman Investments Limited

  
Dinesh Oswal  
(Director)

Place: New Delhi  
Date: 23.01.2019


6

NAHAR POLYFILMS LTD.				
Statement showing shareholding pattern of the Promoter and Promoter Group				
Category of shareholder	Before Proposed Transaction		After Proposed Transaction	
	No. equity shares	% w.r.t. total share capital of TC	No. equity shares	% w.r.t. total share capital of TC
<b>A1) Indian</b>				
<b>Individuals/Hindu undivided Family</b>	<b>1,36,773</b>	<b>0.56</b>	<b>1,36,773</b>	<b>0.56%</b>
KAMAL OSWAL	31,500	0.13	31,500	0.13%
DINESH OSWAL	1,05,273	0.43	1,05,273	0.43%
<b>Any Other (specify)</b>	<b>1,71,20,572</b>	<b>69.63</b>	<b>1,71,20,572</b>	<b>69.63%</b>
ABHILASH GROWTH FUND (P) LTD	1,78,025	0.72	1,78,025	0.72%
NAHAR SPINNING MILLS LTD	12,53,603	5.1	12,53,603	5.10%
ATAM VALLABH FINANCIERS LTD	81,985	0.33	81,985	0.33%
KOVALAM INVESTMENT & TRADING CO LTD	2,13,037	0.87	2,13,037	0.87%
MONICA GROWTH FUND (P) LTD	1,12,560	0.46	1,12,560	0.46%
NAGDEVI TRADING & INVESTMENT CO LTD	7,16,080	2.91	7,16,080	2.91%
NAHAR GROWTH FUND (P) LTD	48,933	0.19	48,933	0.19%
NEHA CREDIT AND INVESTMENT (P) LTD	27,389	0.11	27,389	0.11%
RUCHIKA GROWTH FUND (P) LTD	1,12,560	0.46	1,12,560	0.46%
SHANKESHWAR HOLDING CO. LTD	2,80,784	1.11	2,80,784	1.11%
VANAİK INVESTORS LTD	90,669	0.37	90,669	0.37%
VARDHMAN INVESTMENTS LTD	73,220	0.29	73,220	0.29%
VANAİK SPINNING MILLS LTD	1,07,156	0.44	1,07,156	0.44%
NAHAR INDUSTRIAL ENTERPRISES LTD	1,25,920	0.51	1,25,920	0.51%
OSWAL WOOLLEN MILLS LTD	1,53,617	0.62	1,53,617	0.62%
J.L GROWTH FUND LTD	3,20,563	1.3	3,20,563	1.30%
NAHAR CAPITAL AND FINANCIAL SERVICES	1,20,87,671	49.16	1,20,87,671	49.16%
<b>Sub Total A1</b>	<b>1,72,57,345</b>	<b>70.19</b>	<b>1,72,57,345</b>	<b>70.19%</b>

Format for Disclosures under Regulation 10(6) – Report to Stock Exchanges in respect of any acquisition made in reliance upon exemption provided for in Regulation 10 of SEBI (Substantial Acquisition of Shares and Takeovers) Regulations, 2011

1.	Name of the Target Company (TC)	NAHAR POLY FILMS LIMITED			
2.	Name of the acquirer(s)	(i) SANKHESHWAR HOLDING CO. LIMITED (ii) VARDHMAN INVESTMENTS LIMITED			
3.	Name of the stock exchange where shares of the TC are listed	BSE Limited and National Stock Exchange of India Limited			
4.	Details of the transaction including rationale, if any, for the transfer/acquisition of shares.	Inter-se transfer among promoter group			
5.	Relevant regulation under which the acquirer is exempted from making open offer.	Under Regulation 10(1)(a)(ii) of SEBI (SAST) Regulations, 2011			
6.	Whether disclosure of proposed acquisition was required to be made under regulation 10(5) and if so, - whether disclosure was made and whether it was made within the timeline specified under the regulations. - date of filing with the stock exchange.	Yes  Yes  24.01.2019			
7.	Details of acquisition	Disclosures required to be made under regulation 10(5)	Whether the disclosures under regulation 10(5) are actually made		
a.	Name of the transferor / seller	Nahar Industrial Enterprises Limited	Yes		
b.	Date of acquisition	30.01.2019	Yes		
c.	Number of shares/ voting rights in respect of the acquisitions from each person mentioned in 7(a) above	(i) 349687 Equity Shares (ii) 915033 Equity Shares	Yes		
d.	Total shares proposed to be acquired / actually acquired as a % of diluted share capital of TC	(i) 1.42% (ii) 3.72%	Yes		
e.	Price at which shares are proposed to be acquired / actually acquired	Rs. 38.25 per shares	Yes		
8.	Shareholding details	Pre-Transaction		Post-Transaction	
		No. of shares held	% w.r.t total share capital of TC	No. of shares held	% w.r.t total share capital of TC
a	Each Acquirer / Transferee(*)	(i) 280784 Equity Shares (ii) 73220 Equity Shares	(i) 1.14% (ii) 0.30%	(i) 630471 Equity Shares (ii) 988253 Equity Shares	(i) 2.56% (ii) 4.02%
b	Each Seller / Transferor	1264720 Equity Shares	5.14%	Nil	Nil

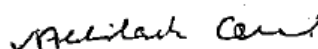
For Sankheshwar Holding Co. Limited,

  
Komal Jain  
(Director)

Place: New Delhi

Date: 31.01.2019

For Vardhman Investments Limited

  
Abhilash Oswal  
(Director)

NAHAR POLYFILMS LTD.				
Statement showing shareholding pattern of the Promoter and Promoter Group				
Category of shareholder	Before Proposed Transaction		After Proposed Transaction	
	No. equity shares	% w.r.t. total share capital of TC	No. equity shares	% w.r.t. total share capital of TC
<b>A1) Indian</b>				
Individuals/Hindu undivided Family	1,36,773	0.56	1,36,773	0.56%
KAMAL OSWAL	31,500	0.13	31,500	0.13%
DINESH OSWAL	1,05,273	0.43	1,05,273	0.43%
Any Other (specify)	1,71,20,572	69.63	1,71,20,572	69.63%
ABHILASH GROWTH FUND (P) LTD	1,78,025	0.72	1,78,025	0.72%
NAHAR SPINNING MILLS LTD	12,53,603	5.1	12,53,603	5.10%
ATAM VALLABH FINANCIERS LTD	81,985	0.33	81,985	0.33%
KOVALAM INVESTMENT & TRADING CO LTD	2,13,037	0.87	2,13,037	0.87%
MONICA GROWTH FUND (P) LTD	1,12,560	0.46	1,12,560	0.46%
NAGDEVI TRADING & INVESTMENT CO LTD	7,16,080	2.91	7,16,080	2.91%
NAHAR GROWTH FUND (P) LTD	46,933	0.19	46,933	0.19%
NEHA CREDIT AND INVESTMENT (P) LTD	27,389	0.11	27,389	0.11%
RUCHIKA GROWTH FUND (P) LTD	1,12,560	0.46	1,12,560	0.46%
SPANKESHWAR HOLDING CO LTD	90,669	0.37	90,669	0.37%
VANAİK INVESTORS LTD	90,669	0.37	90,669	0.37%
VARDHMAN INVESTMENTS LTD	73,870	0.3	73,870	0.3%
VANAİK SPINNING MILLS LTD	1,07,156	0.44	1,07,156	0.44%
NAHAR INDUSTRIAL ENTERPRISES LTD	1,81,770	0.71	1,81,770	0.71%
OSWAL WOOLLEN MILLS LTD	1,53,617	0.62	1,53,617	0.62%
J L GROWTH FUND LTD	3,20,563	1.3	3,20,563	1.30%
NAHAR CAPITAL AND FINANCIAL SERVICES	1,20,87,671	49.16	1,20,87,671	49.16%
<b>Sub Total A1</b>	<b>1,72,57,345</b>	<b>70.19</b>	<b>1,72,57,345</b>	<b>70.19%</b>

Annexure 3  
9

NAHAR POLYFILMS LTD.				
Statement showing shareholding pattern of the Promoter and Promoter Group				
Category of shareholder	Before Proposed Transaction		After Proposed Transaction	
	No. equity shares	% w.r.t. total share capital of TC	No. equity shares	% w.r.t. total share capital of TC
<b>A1) Indian</b>				
Individuals/Hindu undivided Family	1,36,773	0.56	1,36,773	0.56%
KAMAL OSWAL	31,500	0.13	31,500	0.13%
DINESH OSWAL	1,05,273	0.43	1,05,273	0.43%
Any Other (specify)	1,71,20,572	69.63	1,71,20,572	69.63%
ABHILASH GROWTH FUND (P) LTD	1,78,025	0.72	1,78,025	0.72%
NAHAR SPINNING MILLS LTD	12,53,603	5.1	12,53,603	5.10%
ATAM VALLABH FINANCIERS LTD	81,985	0.33	81,985	0.33%
KOVALAM INVESTMENT & TRADING CO LTD	2,13,037	0.87	2,13,037	0.87%
MONICA GROWTH FUND (P) LTD	1,12,560	0.46	1,12,560	0.46%
NAGDEVI TRADING & INVESTMENT CO LTD	7,16,080	2.91	7,16,080	2.91%
NAHAR GROWTH FUND (P) LTD	46,933	0.19	46,933	0.19%
NEHA CREDIT AND INVESTMENT (P) LTD	27,389	0.11	27,389	0.11%
RUCHIKA GROWTH FUND (P) LTD	1,12,560	0.46	1,12,560	0.46%
SRANKESHWAR HOLDING CO. LTD	5,30,733	2.1	5,30,733	2.1%
VANAİK INVESTORS LTD	90,669	0.37	90,669	0.37%
WARDHIAN INVESTMENTS LTD	1,38,251	0.54	1,38,251	0.54%
VANAİK SPINNING MILLS LTD	1,07,156	0.44	1,07,156	0.44%
NAHAR INDUSTRIAL ENTERPRISES LTD	1,53,617	0.62	1,53,617	0.62%
OSWAL WOOLLEN MILLS LTD	3,20,563	1.3	3,20,563	1.30%
J L GROWTH FUND LTD	1,20,87,671	49.16	1,20,87,671	49.16%
NAHAR CAPITAL AND FINANCIAL SERVICES	1,72,57,345	70.19	1,72,57,345	70.19%
Sub Total A1				



# Nahar

## POLY FILMS LTD.

Annexure-1 (10)



Regd. Office & Corporate Office : 376, Industrial Area-A, Ludhiana - 141 003 (INDIA)

Phones : 91-161-2600701 to 705, 2606977 to 980 Fax : 91-161-2222942, 2601956.

E-mail : secnsm@owmnahar.com Website : www.owmnahar.com

CIN No. : L17115PB1988PLC008820

### Format of holding of specified securities

- Name of Listed Entity: NAHAR POLY FILMS LIMITED
- Script Code/Name of Scrip/Class of Security: For Trading at NSE-NAHARPOLY For Trading at BSE-523381
- Share Holding Pattern Filed under Reg 31(1)(a)/Reg 31(1)(b)/Reg 31(1)(c): Regulation 31(1)(b) 31.03.2018 N.A.

Sr. No.	Particular	Yes/No
1	Whether the Listed Entity has issued any partly paid up shares?	No
2	Whether the Listed Entity has issued any Convertible Securities?	No
3	Whether the Listed Entity has issued any Warrants?	No
4	Whether the Listed Entity has any shares against which depository receipts are issued?	No
5	Whether the Listed Entity has any shares in locked-in?	No
6	Whether any shares held by promoters are pledge or otherwise encumbered?	No
7	Whether company has equity shares with differential voting rights	No

5. The tabular format for disclosure of holding of specified securities is as follows -

Table I - Summary Statement holding of specified securities

Category (I)	Category of shareholder (II)	Nos. Of shareholders (III)	No. of fully paid up equity shares held (IV)	No. Of Partly paid-up equity shares held (V)	No. Of shares underlying Depository Receipts (VI)	Total nos shares held (VII) = (IV)+(V)+(VI)	Shareholding as a % of total no. of shares (calculated as per SCRR, 1957) (VIII) As a % of (A+B+C2)	Number of Voting Rights held in each class of securities (IX)			No. Of Shares Underlying Outstanding convertible securities (X)	No. Of Warrants (XI)	No. Of Shares Underlying Outstanding convertible securities and No. Of Warrants (XII) = (X)+(XI)	Shareholding, as a % assuming full conversion of convertible securities (as a percentage of diluted share capital) (XIII) = (VII)+(X) As a % of (A+B+C2)	Number of Locked in shares (XIV)			Number of Shares pledged or otherwise encumbered (XV)	Number equity shares held in dematerial form (XVI)	
								No of Voting (XIV) Rights							No. (a)	As a % of total Shares held (b)	No. (b)			As a % of total Shares held (b)
								Class eg. X	Class eg.Y	Total										
(A)	Promoter & Promoter Group	19	17257345	0	0	17257345	79.19	17257345	NA	17257345	70.19	NA	NA	0	70.19	NA	NA	NA	NA	1725
(B)	Public	20573	7330646	0	0	7330646	29.81	7330646	NA	7330646	29.81	NA	NA	0	29.81	NA	NA	NA	NA	806
(C)	Non Promoter-Non Public	0	0	0	0	0	0.00	0	NA	0	0.00	NA	NA	0	0.00	NA	NA	NA	NA	0
(C1)	Shares underlying DRs	0	0	0	0	0	0.00	0	NA	0	0.00	NA	NA	0	0.00	NA	NA	NA	NA	0
(C2)	Shares held by Employee Trusts	0	0	0	0	0	0.00	0	NA	0	0.00	NA	NA	0	0.00	NA	NA	NA	NA	0
	<b>Total</b>	<b>20592</b>	<b>24587991</b>	<b>0</b>	<b>0</b>	<b>24587991</b>	<b>100.00</b>	<b>24587991</b>	<b>NA</b>	<b>24587991</b>	<b>100.00</b>	<b>NA</b>	<b>NA</b>	<b>0</b>	<b>100.00</b>	<b>NA</b>	<b>NA</b>	<b>NA</b>	<b>NA</b>	<b>2332</b>



Mumbai : 414, Raheja Chambers, 213 Nariman Point, Mumbai-400 021  
 Phones : 91-22-22835262, 22835362  
 Fax : 91-22-22877993

Gurgaon : Flat No. 22-B, Sector-18, Gurgaon-120 015 (INDIA)  
 Phones : 91-124-2430532 - 2430533  
 Fax : 91-124-2430538



**Regd. Office & Corporate Office :** 376, Industrial Area-A, Ludhiana - 141 003 (INDIA)  
**Phones :** 91-161-2600701 to 705, 2606972 to 980 Fax: 91-161-2222942, 2601956.  
**E-mail :** secnsm@owmnahar.com Website: www.owmnahar.com  
**CIN No. :** L17115PB1988PLC008820

Sl. No.	Category & Name of the Shareholders (I)	Nos. Of shareholders (II)	No. of fully paid up equity shares held (IV)	No. Of Partly paid-up equity shares held (V)	No. Of shares under lying Depository Receipts (VI)	Total nos. shares held (VII) = (IV)+(V)+(VI)	Shareholding as a % of total no. of shares (calculated as per SCRR, 1957) (VIII) As a % of (A+B+C2)	Number of Voting Rights held in each class of securities (IX)			No. Of Shares Underlying Outstanding convertible securities (X)	No. Of Warrants (XI)	No. Of Shares Underlying Outstanding convertible securities and No. Of Warrants (X)+(XI)	Shareholding as a % assuming full conversion of convertible securities ( as a percentage of diluted share capital) (XII) = (VII)+(X) As a % of (A+B+C2)	Number of Locked in shares (XIII)	Number of Shares pledged or otherwise encumbered (XIV)		Number of equity shares held in dematerialized form (XV)	
								No. of Voting (XIV) Rights								As a % of Total Voting rights	No. (a)		As a % of total Shares held (b)
								Class (I)	Class (II)	Total									
<b>Table II - Statement showing shareholding pattern of the Promoter and Promoter Group</b>																			
<b>(1) Indian</b>																			
(a)	Individuals (including Spouse/ Family)	2	136773	0	0	136773	0.56	136773	NA	136773	0.56	NA	NA	NA	NA	NA	NA	13677	
(b)	Central Government/ State Government(s)	0	0	0	0	0	0	0	NA	0	0	NA	NA	NA	NA	NA	NA	NA	
(c)	Financial Institutions/ Banks	0	0	0	0	0	0	0	NA	0	0	NA	NA	NA	NA	NA	NA	NA	
(d)	Any Other (Body Corporate)	17	17120572	0	0	17120572	69.63	17120572	NA	17120572	69.63	NA	NA	NA	NA	NA	NA	17120572	
	<b>Sub-Total (A)(1)</b>	<b>19</b>	<b>17257345</b>	<b>0</b>	<b>0</b>	<b>17257345</b>	<b>70.19</b>	<b>17257345</b>	<b>NA</b>	<b>17257345</b>	<b>70.19</b>	<b>NA</b>	<b>NA</b>	<b>NA</b>	<b>NA</b>	<b>NA</b>	<b>NA</b>	<b>17257345</b>	
<b>(2) Foreign</b>																			
(a)	Individuals (Non-Resident Individual/ Foreign Individuals)	0	0	0	0	0	0	0	NA	0	0	NA	NA	NA	NA	NA	NA	0	
(b)	Government(s)	0	0	0	0	0	0	0	NA	0	0	NA	NA	NA	NA	NA	NA	0	
(c)	Institutions	0	0	0	0	0	0	0	NA	0	0	NA	NA	NA	NA	NA	NA	0	
(d)	Foreign Portfolio Investors	0	0	0	0	0	0	0	NA	0	0	NA	NA	NA	NA	NA	NA	0	
(e)	Foreign Portfolio Investors	0	0	0	0	0	0	0	NA	0	0	NA	NA	NA	NA	NA	NA	0	
(f)	Any Other (Foreign)	0	0	0	0	0	0	0	NA	0	0	NA	NA	NA	NA	NA	NA	0	
	<b>Sub-Total (A)(2)</b>	<b>0</b>	<b>0</b>	<b>0</b>	<b>0</b>	<b>0</b>	<b>0</b>	<b>0</b>	<b>NA</b>	<b>0</b>	<b>0</b>	<b>NA</b>	<b>NA</b>	<b>NA</b>	<b>NA</b>	<b>NA</b>	<b>NA</b>	<b>0</b>	
	<b>Total Shareholding of Promoter and Promoter Group</b>	<b>19</b>	<b>17257345</b>	<b>0</b>	<b>0</b>	<b>17257345</b>	<b>70.19</b>	<b>17257345</b>	<b>NA</b>	<b>17257345</b>	<b>70.19</b>	<b>NA</b>	<b>NA</b>	<b>NA</b>	<b>NA</b>	<b>NA</b>	<b>NA</b>	<b>17257345</b>	
<b>Table III - Statement showing shareholding pattern of the Public shareholder</b>																			
<b>(A) Institutions</b>																			
(a)	Mutual Funds	2	1948	0	0	1948	0.01	1948	NA	1948	0.01	NA	NA	NA	NA	NA	NA	194	
(b)	Venture Capital Funds	0	0	0	0	0	0	0	NA	0	0	NA	NA	NA	NA	NA	NA	0	
(c)	Alternate Investment Funds	0	0	0	0	0	0	0	NA	0	0	NA	NA	NA	NA	NA	NA	0	
(d)	Foreign Venture Capital Investors	0	0	0	0	0	0	0	NA	0	0	NA	NA	NA	NA	NA	NA	0	
(e)	Foreign Portfolio Investors	0	0	0	0	0	0	0	NA	0	0	NA	NA	NA	NA	NA	NA	0	
(f)	Financial Institutions/ Banks	7	7918	0	0	7918	0.03	7918	NA	7918	0.03	NA	NA	NA	NA	NA	NA	791	
(g)	Insurance Companies	0	0	0	0	0	0	0	NA	0	0	NA	NA	NA	NA	NA	NA	0	
(h)	Pension Funds/ Foreign Funds	0	0	0	0	0	0	0	NA	0	0	NA	NA	NA	NA	NA	NA	0	
(i)	Any Other (Institution)	0	0	0	0	0	0	0	NA	0	0	NA	NA	NA	NA	NA	NA	0	
	<b>Sub-Total (B)(1)</b>	<b>9</b>	<b>9962</b>	<b>0</b>	<b>0</b>	<b>9962</b>	<b>0.04</b>	<b>9962</b>	<b>NA</b>	<b>9962</b>	<b>0.04</b>	<b>NA</b>	<b>NA</b>	<b>NA</b>	<b>NA</b>	<b>NA</b>	<b>NA</b>	<b>996</b>	
<b>(B) Individuals</b>																			
(a)	Individuals (including Spouse/ Family)	0	0	0	0	0	0.00	0	NA	0	0.00	NA	NA	NA	NA	NA	NA	0	
	<b>Sub-Total (B)(2)</b>	<b>0</b>	<b>0</b>	<b>0</b>	<b>0</b>	<b>0</b>	<b>0.00</b>	<b>0</b>	<b>NA</b>	<b>0</b>	<b>0.00</b>	<b>NA</b>	<b>NA</b>	<b>NA</b>	<b>NA</b>	<b>NA</b>	<b>NA</b>	<b>0</b>	
	<b>Total Public Shareholding (A)+(B)(1)+(B)(2)</b>	<b>9</b>	<b>9962</b>	<b>0</b>	<b>0</b>	<b>9962</b>	<b>0.04</b>	<b>9962</b>	<b>NA</b>	<b>9962</b>	<b>0.04</b>	<b>NA</b>	<b>NA</b>	<b>NA</b>	<b>NA</b>	<b>NA</b>	<b>NA</b>	<b>996</b>	
<b>Table IV - Statement showing shareholding pattern of the Non Promoter - Non Public shareholder</b>																			
(1)	Customer/DR Holders (Name of DR Holders (if Available))	NA	NA	NA	NA	NA	NA	NA	NA	NA	NA	NA	NA	NA	NA	NA	NA	NA	
(2)	Employee Benefit Trusts under the Share Based Employee Benefit Scheme (2015)	NA	NA	NA	NA	NA	NA	NA	NA	NA	NA	NA	NA	NA	NA	NA	NA	NA	
	<b>Total NonPromoter - Non Public Shareholding (C) (C1)+(C2)</b>	<b>NA</b>	<b>NA</b>	<b>NA</b>	<b>NA</b>	<b>NA</b>	<b>NA</b>	<b>NA</b>	<b>NA</b>	<b>NA</b>	<b>NA</b>	<b>NA</b>	<b>NA</b>	<b>NA</b>	<b>NA</b>	<b>NA</b>	<b>NA</b>	<b>NA</b>	
	<b>Total (A+B+C)</b>	<b>2882</b>	<b>2487991</b>	<b>0</b>	<b>0</b>	<b>2487991</b>	<b>100.00</b>	<b>2487991</b>	<b>NA</b>	<b>2487991</b>	<b>100.00</b>	<b>NA</b>	<b>NA</b>	<b>NA</b>	<b>NA</b>	<b>NA</b>	<b>NA</b>	<b>23229</b>	
	<b>Total (A+B+C)</b>	<b>2882</b>	<b>2487991</b>	<b>0</b>	<b>0</b>	<b>2487991</b>	<b>100.00</b>	<b>2487991</b>	<b>NA</b>	<b>2487991</b>	<b>100.00</b>	<b>NA</b>	<b>NA</b>	<b>NA</b>	<b>NA</b>	<b>NA</b>	<b>NA</b>	<b>23229</b>	

\* List of the Promoters along with their PAN No. annexed as Annexure 1

**Mumbai :** 414, Raheja Chambers, 213 Nariman Point, Mumbai-400 021  
**Phones :** 91-22-22835262, 22835362  
**Fax :** 91-22-22872863  
**Email :** mumbai@owmnahar.com

**Gurgaon :** Flat No. 22-B, Sector-18, Gurgaon-120 015  
**Phones :** 91-124-2430532 - 2430533  
**Fax :** 91-124-2430536  
**Email :** delhi@owmnahar.com



Regd. Office & Corporate Office : 376, Industrial Area-A, Ludhiana - 141 003 (INDIA)  
 Phones : 91-161-2600701 to 705, 2606977 to 980 Fax : 91-161--2222942, 2601956.  
 E-mail : secnsm@owmnahar.com Website : www.owmnahar.com  
 CIN No. : L17115PB1988PLC008820

Statement showing shareholding pattern of the "Promoter and Promoter Group"  
 A1(a) Individuals/Hindu undivided Family

Annexure 1

Sr. No.	Name of the Shareholders (i)	PAN (ii)	No. of Shares (iii)	No. of fully paid up equity shares held (iv)	No. Of Party paid-up equity shares held (v)	No. Of shares underlying Depository Receipts (vi)	Total nos. shares held (vii) = (iv)+(v)+(vi)	Shareholding as a % of total no. of shares (calculated as per SCRR 1957) (viii) As a % of (A+B+C2)	Number of Voting Rights held in each class of securities			No. Of Shares Underlying Outstanding convertible securities (K)	No. Of Warrants (L)	No. Of Shares Underlying Outstanding convertible securities and No. Of Warrants (M) (E)	Shareholding as a % assuming full conversion of convertible securities (as a percentage of diluted share capital) (X) = (Y)+(Z)+(K) As a % of (A+B+C2)	Number of Locked in shares (XII)		Number of Shares pledged or otherwise encumbered (XIII)		Number of equity shares held in dematerialized form (XIV)	
									No. of Voting (XV) Rights							Total as a % of Total Voting rights	No. (a)	As a % of total Shares held (b)	No. (c)		As a % of total Shares held (d)
									Class eq X	Class eq Y	Total										
1	Kamal Grewal	AAACPO887E	1	31500	0	0	31500	0.13	31500	NA	31500	0.13	NA	NA	NA	NA	NA	NA	NA	31500	
2	Dinesh Grewal	AAACPC2478P	1	105273	0	0	105273	0.43	105273	NA	105273	0.43	NA	NA	NA	NA	NA	NA	NA	105273	
<b>Total</b>			<b>2</b>	<b>136773</b>	<b>0</b>	<b>0</b>	<b>136773</b>	<b>0.56</b>	<b>136773</b>	<b>NA</b>	<b>136773</b>	<b>0.59</b>	<b>NA</b>	<b>NA</b>	<b>NA</b>	<b>NA</b>	<b>NA</b>	<b>NA</b>	<b>NA</b>	<b>136773</b>	

A1(d) Any Other (Body Corporates)

Sr. No.	Name of the Shareholders (i)	PAN (ii)	No. of Shares (iii)	No. of fully paid up equity shares held (iv)	No. Of Party paid-up equity shares held (v)	No. Of shares underlying Depository Receipts (vi)	Total nos. shares held (vii) = (iv)+(v)+(vi)	Shareholding as a % of total no. of shares (calculated as per SCRR 1957) (viii) As a % of (A+B+C2)	Number of Voting Rights held in each class of securities			No. Of Shares Underlying Outstanding convertible securities (K)	No. Of Warrants (L)	No. Of Shares Underlying Outstanding convertible securities and No. Of Warrants (M) (E)	Shareholding as a % assuming full conversion of convertible securities (as a percentage of diluted share capital) (X) = (Y)+(Z)+(K) As a % of (A+B+C2)	Number of Locked in shares (XII)		Number of Shares pledged or otherwise encumbered (XIII)		Number of equity shares held in dematerialized form (XIV)	
									No. of Voting (XV) Rights							Total as a % of Total Voting rights	No. (a)	As a % of total Shares held (b)	No. (c)		As a % of total Shares held (d)
									Class eq X	Class eq Y	Total										
1	Agriplan Growth Fund (P. Limited)	AAAC2381H	1	178025	0	0	178025	0.72	178025	NA	178025	0.72	NA	NA	NA	NA	NA	NA	NA	178025	
2	Nagar Spinning Mills Ltd.	AAACN5180	1	1253003	0	0	1253003	5.1	1253003	NA	1253003	5.1	NA	NA	NA	NA	NA	NA	NA	1253003	
3	Atam Vahan Financiers Ltd.	AAAC28M7G	1	81985	0	0	81985	0.33	81985	NA	81985	0.33	NA	NA	NA	NA	NA	NA	NA	81985	
4	Kovagan Investments & Trading Co. Ltd.	AAACH418L	1	213037	0	0	213037	0.87	213037	NA	213037	0.87	NA	NA	NA	NA	NA	NA	NA	213037	
5	Monica Growth Fund (P) Ltd.	AAACR037N	1	112560	0	0	112560	0.46	112560	NA	112560	0.46	NA	NA	NA	NA	NA	NA	NA	112560	
6	Kugdean Trading & Investment Co Ltd.	AAACN1963A	1	718080	0	0	718080	2.91	718080	NA	718080	2.91	P	NA	NA	NA	NA	NA	NA	718080	
7	Nagar Growth Fund (P) Ltd.	AAACR078G	1	49333	0	0	49333	0.19	49333	NA	49333	0.19	NA	NA	NA	NA	NA	NA	NA	49333	
8	Nara Credit And Investment (P) Ltd.	AAACR0784n	1	27389	0	0	27389	0.11	27389	NA	27389	0.11	NA	NA	NA	NA	NA	NA	NA	27389	
9	Rachna Growth Fund (P) Ltd.	AAACR0129C	1	112560	0	0	112560	0.46	112560	NA	112560	0.46	NA	NA	NA	NA	NA	NA	NA	112560	
10	Shaktiweaver Holding Co. Ltd.	AAAC2785E	1	280794	0	0	280794	1.14	280794	NA	280794	1.14	NA	NA	NA	NA	NA	NA	NA	280794	
11	Branch Investors Ltd.	AAACV0052E	1	80889	0	0	80889	0.37	80889	NA	80889	0.37	NA	NA	NA	NA	NA	NA	NA	80889	
12	Vijayman Investments Ltd.	AAACV1587G	1	73220	0	0	73220	0.3	73220	NA	73220	0.3	NA	NA	NA	NA	NA	NA	NA	73220	
13	Vijaya Spinning Mills Ltd.	AAACV327L	1	107198	0	0	107198	0.44	107198	NA	107198	0.44	NA	NA	NA	NA	NA	NA	NA	107198	
14	Nahar Industrial Enterprises Ltd.	AAACN5553A	1	1284720	0	0	1284720	5.14	1284720	NA	1284720	5.14	NA	NA	NA	NA	NA	NA	NA	1284720	
15	Deep Viroshan Mills Ltd.	AAACD1873F	1	153617	0	0	153617	0.62	153617	NA	153617	0.62	NA	NA	NA	NA	NA	NA	NA	153617	
16	Ujjala Fund Ltd.	AAACJ1583O	1	320583	0	0	320583	1.3	320583	NA	320583	1.3	NA	NA	NA	NA	NA	NA	NA	320583	
17	Nahar Capital and Financial Services Ltd.	AAACN2886G	1	1208781	0	0	1208781	49.16	1208781	NA	1208781	49.16	NA	NA	NA	NA	NA	NA	NA	1208781	
<b>Total</b>			<b>17</b>	<b>17120872</b>	<b>0</b>	<b>0</b>	<b>17120872</b>	<b>66.83</b>	<b>17120872</b>	<b>NA</b>	<b>17120872</b>	<b>66.83</b>	<b>NA</b>	<b>NA</b>	<b>NA</b>	<b>NA</b>	<b>NA</b>	<b>NA</b>	<b>NA</b>	<b>17120872</b>	
<b>Total Shareholding of Promoter and Promoter Group (A1(a) + A1(d))</b>			<b>18</b>	<b>17287348</b>	<b>0</b>	<b>0</b>	<b>17287348</b>	<b>70.19</b>	<b>17287348</b>	<b>NA</b>	<b>17287348</b>	<b>70.19</b>	<b>NA</b>	<b>NA</b>	<b>NA</b>	<b>NA</b>	<b>NA</b>	<b>NA</b>	<b>NA</b>	<b>17287348</b>	





**Regd. Office & Corporate Office : 376, Industrial Area-A, Ludhiana - 141 003 (INDIA)**
**Phones : 91-161-2600701 to 705, 2606977 to 980 Fax : 91-161-2222942, 2601956.**
**E-mail : secnsm@owmnahar.com Website : www.owmnahar.com**
**CIN No. : L17115PB1988PLC008820**

Sr. No.	Category	Name of the Shareholders (i)	PAN (ii)	No. of the Shareholders (i)	No. of Fully paid up equity shares held (iv)	No. Of Partly paid-up equity shares held (v)	No. Of shares underlying Deposit or Receipts (vi)	Total nos. shares held (vii) = (iv) + (v) + (vi)	Shareholding as a % of total no. of shares (calculated as per SCRR, 1957) (viii) As a % of (A+B+C2)	Number of Voting Rights held in each class of securities			Total as a % of Total Voting rights	No. Of Shares Underlying convertible securities (xi)	No. Of Warrants (xii)	No. Of Shares Underlying convertible securities and No. Of Warrants (xiii) (a)	Shareholding as a % assuming full conversion of convertible securities (to a percentage of diluted share capital) (xiii)+(x) As a % of (A+B+C2)	Number of Locked in shares (xiii)		Number of equity shares held in dematerialized form (xiv)
										Class eg: x	Class eg: y	Total						No (a)	As a % of Total Shares held (b)	
<b>85(a) Any Other (specify)</b>																				
1	NRI	NRI	2222209992	85	155604			155604	0.47								0.47			147794
2	Treas.	Treas.	2222209992	0	0			0	0.00								0.00			0
3	Other	Directors and Their Relatives	2222209992	2	2200			2200	0.01								0.01			2200
4	Bodies Corporate	Body Corporate	2222209992	37	499479			499479	1.99								1.99			483112
5	Other	IEPF	2222209992	1	404894			404894	1.56								1.56			404894
<b>Total</b>				<b>409</b>	<b>409888</b>			<b>708203</b>	<b>2.76</b>								<b>2.76</b>			<b>1087380</b>

**For Nahar Poly Films Limited**

  
**Co. Secretary**
**Mumbai : 414, Raheja Chambers, 213 Narman Point, Mumbai-400 021**
**Phones : 91-22-22835262, 22835362**
**Fax : 91-22-22872863**
**Email : mumbai@owmnahar.com**
**Gurgaon : Flat No. 22-B, Sector-18, Gurgaon-120 015 (INDIA)**
**Phones : 91-124-2430532 - 2430533**
**Fax : 91-124-2430538**
**Email : delhi@owmnahar.com**



# Nahar

## POLY FILMS LTD.



Regd. Office & Corporate Office : 376, Industrial Area-A, LUDHIANA-141 003 (INDIA)  
 Phone : 91-161-2600701 to 705, 2606977 to 980, Fax : 91-161-2222942; 2601956  
 E-mail : secnsm@owmnahar.com Website : www.owmnahar.com  
 CIN No. : L17115PB1988PLC008820

**Format of holding of specified securities**

1. Name of Listed Entity
2. Scrip Code/Name of Scrip/Class of Security
3. Share Holding Pattern Filed under Reg. 31(1)(A)/Reg. 31(1)(D)/Reg.31(1)(C)
- a. If under 31(1)(D) then indicate the report for Quarter ending
- b. If under 31(1)(C) then indicate date of allotment/retrenchment
4. Declaration: The Listed entity is required to submit the following declaration to the extent of submission of information:-

NAHAR POLY FILMS LIMITED  
 For Trading at NSE-NAHARPOLY  
 For Trading at BSE-523361  
 Regulation 31(1)(B)  
 31.03.2017  
 N.A.

Sl. No.	Particulars	Yes/No
1	Whether the Listed Entity has issued any partly paid up shares?	No
2	Whether the Listed Entity has issued any Convertible Securities?	No
3	Whether the Listed Entity has issued any Warrants?	No
4	Whether the Listed Entity has any shares against which depository receipts are issued?	No
5	Whether the Listed Entity has any shares in locked-in?	No
6	Whether any shares held by promoters are pledge or otherwise encumbered?	No
7	Whether company has equity shares with differential voting rights	No

5. The tabular format for disclosure of holding of specified securities is as follows:-

Category (I)	Category of shareholder (II)	Nos. Of shareholders (III)	No. of fully paid up equity shares held (IV)	No. Of Partly paid-up equity shares held (V)	No. Of shares underlying Depository Receipts (VI)	Total nos. shares held (VII) = (IV)+(V)+(VI)	Shareholding as a % of total no. of shares (calculated as per SCRR, 1957) (VIII) As a % of (A+B+C2)	Number of Voting Rights held in each class of securities (IX)			No. Of Shares Underlying Outstanding convertible securities (X)	No. Of Warrants (XI)	No. Of Shares Underlying Outstanding convertible securities and No. Of Warrants (X) + (XI) (a)	Shareholding as a % assuming full conversion of convertible securities (as a percentage of diluted share capital) (XII) = (VII)+(X) As a % of (A+B+C2)	Number of Locked in shares (XIII)		Number of Shares pledged or otherwise encumbered (XIV)		Number of equity shares held in dematerialized form (XV)
								No. of Voting (XIV) Rights							No. (a)	As a % of total Shares held (b)	No. (a)	As a % of total Shares held (b)	
								Class eg. X	Class eg. Y	Total									
(A)	Promoter & Promoter Group	19	17250805	0	0	17250805	70.16	17250805	NA	17250805	70.16	NA	NA	0	70.16	NA	NA	NA	17250805
(B)	Public	25224	7337186	0	0	7337186	29.84	7337186	NA	7337186	29.84	NA	NA	0	29.84	NA	NA	NA	563258
(C)	Non Promoter-Non Public	0	0	0	0	0	0.00	0	NA	0	0.00	NA	NA	0	0.00	NA	NA	NA	NA
(C1)	Shares underlying DRs	0	0	0	0	0	0.00	0	NA	0	0.00	NA	NA	0	0.00	NA	NA	NA	NA
(C2)	Shares held by Employee Trusts	0	0	0	0	0	0.00	0	NA	0	0.00	NA	NA	0	0.00	NA	NA	NA	NA
	<b>Total</b>	<b>25243</b>	<b>24587991</b>	<b>0</b>	<b>0</b>	<b>24587991</b>	<b>100.00</b>	<b>24587991</b>	<b>NA</b>	<b>24587991</b>	<b>100.00</b>	<b>NA</b>	<b>NA</b>	<b>0</b>	<b>100.00</b>	<b>NA</b>	<b>NA</b>	<b>NA</b>	<b>2288331</b>



Mumbai : 414, Raheja Chambers, 213 Nariman Point, Mumbai-400 021  
 Phones : 91-22-22835262, 22835362  
 Fax : 91-22-22872883

Gurgaon : Flat No. 22-B, Sector-18, Gurgaon-120 015 (INDIA)  
 Phones : 91-124-2430532-2430533  
 Fax : 91-124-2430532


# Nahar POLY FILMS LTD.



Regd. Office & Corporate Office : 376, Industrial Area-A, LUDHIANA-141 003 (INDIA)  
 Phone : 91-161-2600701 to 705, 2606977 to 980, Fax : 91-161-2222942, 2601956  
 E-mail : secnsm@owmnaha.com Website : www.owmnaha.com  
 CIN No. : L17115PB1988PLC008820

Sr.	Category & Name of the Shareholders (I)	Nos. Of shareholders (II)	No. of fully paid up equity shares held (IV)	No. Of Shares Underlying Depository Receipts (V)	Total nos. shares held (VI) = (IV) + (V)	Shareholding as a % of total no. of shares (calculate as per SCRR, 1957) (VII) As a % of (A+B+C2)	Number of Voting Rights held in each class of securities (IX)			No. Of Shares Underlying convertible securities (X)	No. Of Warrants (XI)	No. Of Shares Underlying convertible securities and No. Of Warrants (XII) = (X) + (XI)	Shareholding as a % assuming full conversion of convertible securities (as a percentage of (total share capital) (XIII) = (XII) / (VI) * 100 As a % of (A+B+C2)	Number of Locked in Shares (XIV)		Number of Shares pledged or otherwise encumbered (XV)		Number of equity shares held in dematerialized form (XVI)	
							No of Voting Rights (XIV)							Total as a % of Total Voting Rights	No. (a)	As a % of total Shares held (b)	No. (c)		As a % of total Shares held (d)
							Class eg. X	Class eg. Y	Total										
<b>Table I - Statement showing shareholding pattern of the Promoter and Promoter Group</b>																			
(1)	Individuals/Hindu undivided Family	2	136773	0	136773	0.56	136773	0.56	NA	NA	NA	0.56	NA	NA	NA	NA	NA	136773	
(2)	Central Government/State Government(s)	0	0	0	0	0	0	0	NA	NA	NA	0.00	NA	NA	NA	NA	NA	0	
(3)	Financial Institutions/Banks	0	0	0	0	0	0	0	NA	NA	NA	0.00	NA	NA	NA	NA	NA	0	
(4)	Any Other Body Corporate	17	17114032	0	17114032	69.80	17114032	69.80	NA	NA	NA	69.80	NA	NA	NA	NA	NA	17114032	
	<b>Sub-Total (A)(1)</b>	<b>19</b>	<b>17250805</b>	<b>0</b>	<b>17250805</b>	<b>70.16</b>	<b>17250805</b>	<b>70.16</b>	<b>NA</b>	<b>NA</b>	<b>NA</b>	<b>70.16</b>	<b>NA</b>	<b>NA</b>	<b>NA</b>	<b>NA</b>	<b>NA</b>	<b>17250805</b>	
(1)	Individuals (Non-Resident Individuals)	0	0	0	0	0	0	0	NA	NA	NA	0.00	NA	NA	NA	NA	NA	0	
(2)	Government	0	0	0	0	0	0	0	NA	NA	NA	0.00	NA	NA	NA	NA	NA	0	
(3)	Institutions	0	0	0	0	0	0	0	NA	NA	NA	0.00	NA	NA	NA	NA	NA	0	
(4)	Foreign Portfolio Investor	0	0	0	0	0	0	0	NA	NA	NA	0.00	NA	NA	NA	NA	NA	0	
(5)	Any Other (Specify)	0	0	0	0	0	0	0	NA	NA	NA	0.00	NA	NA	NA	NA	NA	0	
	<b>Sub-Total (A)(2)</b>	<b>0</b>	<b>0</b>	<b>0</b>	<b>0</b>	<b>0</b>	<b>0</b>	<b>0</b>	<b>NA</b>	<b>NA</b>	<b>NA</b>	<b>0.00</b>	<b>NA</b>	<b>NA</b>	<b>NA</b>	<b>NA</b>	<b>NA</b>	<b>0</b>	
	<b>Total Shareholding of Promoter and Promoter Group</b>	<b>19</b>	<b>17250805</b>	<b>0</b>	<b>17250805</b>	<b>70.16</b>	<b>17250805</b>	<b>70.16</b>	<b>NA</b>	<b>NA</b>	<b>NA</b>	<b>70.16</b>	<b>NA</b>	<b>NA</b>	<b>NA</b>	<b>NA</b>	<b>NA</b>	<b>17250805</b>	
<b>Table II - Statement showing shareholding pattern of the Public Shareholders</b>																			
(1)	Mutual Funds	7	2464	0	2464	0.01	2464	0.01	NA	NA	NA	0.01	NA	NA	NA	NA	NA	1946	
(2)	Venture Capital Funds	0	0	0	0	0	0	0	NA	NA	NA	0.00	NA	NA	NA	NA	NA	0	
(3)	Alternative Investment Funds	0	0	0	0	0	0	0	NA	NA	NA	0.00	NA	NA	NA	NA	NA	0	
(4)	Foreign Venture Capital Investors	0	0	0	0	0	0	0	NA	NA	NA	0.00	NA	NA	NA	NA	NA	0	
(5)	Foreign Portfolio Investors	0	0	0	0	0	0	0	NA	NA	NA	0.00	NA	NA	NA	NA	NA	0	
(6)	Financial Institutions/Banks	8	930	0	930	0.00	930	0.00	NA	NA	NA	0.00	NA	NA	NA	NA	NA	108	
(7)	Insurance Companies	0	0	0	0	0	0	0	NA	NA	NA	0.00	NA	NA	NA	NA	NA	0	
(8)	Pension Funds/Pension Funds	0	0	0	0	0	0	0	NA	NA	NA	0.00	NA	NA	NA	NA	NA	0	
(9)	Any Other (Specify)	0	0	0	0	0	0	0	NA	NA	NA	0.00	NA	NA	NA	NA	NA	0	
	<b>Sub-Total (B)(1)</b>	<b>15</b>	<b>3394</b>	<b>0</b>	<b>3394</b>	<b>0.01</b>	<b>3394</b>	<b>0.01</b>	<b>NA</b>	<b>NA</b>	<b>NA</b>	<b>0.01</b>	<b>NA</b>	<b>NA</b>	<b>NA</b>	<b>NA</b>	<b>NA</b>	<b>2664</b>	
(2)	Central Government/ State Government(s)/ President of India	0	0	0	0	0	0	0	NA	NA	NA	0.00	NA	NA	NA	NA	NA	0	
	<b>Sub-Total (B)(2)</b>	<b>0</b>	<b>0</b>	<b>0</b>	<b>0</b>	<b>0</b>	<b>0</b>	<b>0</b>	<b>NA</b>	<b>NA</b>	<b>NA</b>	<b>0.00</b>	<b>NA</b>	<b>NA</b>	<b>NA</b>	<b>NA</b>	<b>NA</b>	<b>0</b>	
(1)	Non-Institutional Individual	24756	6079926	0	6079926	24.73	6079926	24.73	NA	NA	NA	24.73	NA	NA	NA	NA	NA	4396112	
(2)	Individual shareholders holding nominal share capital up to Rs. 2 lakhs	3	257472	0	257472	1.05	257472	1.05	NA	NA	NA	1.05	NA	NA	NA	NA	NA	257472	
(3)	Individual shareholders holding nominal share capital in excess of Rs. 2 lakhs	0	0	0	0	0	0	0	NA	NA	NA	0.00	NA	NA	NA	NA	NA	0	
(4)	NRFCs registered with DR	0	0	0	0	0	0	0	NA	NA	NA	0.00	NA	NA	NA	NA	NA	0	
(5)	Employee Trusts	0	0	0	0	0	0	0	NA	NA	NA	0.00	NA	NA	NA	NA	NA	0	
(6)	Overseas Depositories (holding DRs) (Specify)	0	0	0	0	0	0	0	NA	NA	NA	0.00	NA	NA	NA	NA	NA	0	
(7)	Any Other (Specify)	64	129066	0	129066	0.52	129066	0.52	NA	NA	NA	0.52	NA	NA	NA	NA	NA	120700	
(8)	NRFCs	0	0	0	0	0	0	0	NA	NA	NA	0.00	NA	NA	NA	NA	NA	0	
(9)	INSTITUTIONS AND THEIR AFFILIATES	8	4528	0	4528	0.02	4528	0.02	NA	NA	NA	0.02	NA	NA	NA	NA	NA	4500	
(10)	BODY CORPORATE	360	862700	0	862700	3.51	862700	3.51	NA	NA	NA	3.51	NA	NA	NA	NA	NA	851645	
	<b>Sub-Total (B)(3)</b>	<b>25399</b>	<b>7337792</b>	<b>0</b>	<b>7337792</b>	<b>29.63</b>	<b>7337792</b>	<b>29.63</b>	<b>NA</b>	<b>NA</b>	<b>NA</b>	<b>29.63</b>	<b>NA</b>	<b>NA</b>	<b>NA</b>	<b>NA</b>	<b>NA</b>	<b>6439629</b>	
	<b>Total Public Shareholding (B)=(B)(1)+(B)(2)+(B)(3)</b>	<b>25324</b>	<b>7337196</b>	<b>0</b>	<b>7337196</b>	<b>29.84</b>	<b>7337196</b>	<b>29.84</b>	<b>NA</b>	<b>NA</b>	<b>NA</b>	<b>29.84</b>	<b>NA</b>	<b>NA</b>	<b>NA</b>	<b>NA</b>	<b>NA</b>	<b>6432843</b>	
<b>Table III - Statement showing shareholding pattern of the Non-Promoter, Non-Public Shareholders</b>																			
(1)	Customer/DR Holder - Name of DR Holders (If Available)	NA	NA	NA	NA	NA	NA	NA	NA	NA	NA	NA	NA	NA	NA	NA	NA	NA	
(2)	Employee Benefit Trust (under SEBI) (Share based Employee Benefit Regulations, 2014)	NA	NA	NA	NA	NA	NA	NA	NA	NA	NA	NA	NA	NA	NA	NA	NA	NA	
	<b>Total Non-Promoter - Non Public Shareholding (C)=(C)(1)+(C)(2)</b>	<b>25343</b>	<b>24687991</b>	<b>0</b>	<b>24687991</b>	<b>100.00</b>	<b>24687991</b>	<b>100.00</b>	<b>NA</b>	<b>NA</b>	<b>NA</b>	<b>100.00</b>	<b>NA</b>	<b>NA</b>	<b>NA</b>	<b>NA</b>	<b>NA</b>	<b>22883389</b>	
	<b>Total (A+B+C)</b>	<b>25324</b>	<b>24687991</b>	<b>0</b>	<b>24687991</b>	<b>100.00</b>	<b>24687991</b>	<b>100.00</b>	<b>NA</b>	<b>NA</b>	<b>NA</b>	<b>100.00</b>	<b>NA</b>	<b>NA</b>	<b>NA</b>	<b>NA</b>	<b>NA</b>	<b>22883389</b>	

\*The List of the Promoters along with their PAN Nos. is annexed as Annexure 1



# Nahar POLY FILMS LTD.



Regd. Office & Corporate Office : 376, Industrial Area-A, LUDHIANA-141 003 (INDIA)  
 Phone : 91-161-2600701 to 705, 2606977 to 980, Fax : 91-161-2222942, 2601956  
 E-mail : secnsm@owmnahar.com Website : www.owmnahar.com  
 CIN No.: L17115PB1988PLC008820

Annexure 1

**Statement showing shareholding pattern of the "Promoter and Promoter Group"**  
**A1(a) Individuals/Hindu undivided Family**

Sl. No.	Name of the Shareholders (I)	PAN (II)	No. of the Shareholders (III)	No. of fully paid up equity shares held (IV)	No. Of Partly paid-up equity shares held (V)	No. Of shares underlying Depository Receipts (VI)	Total nos. shares held (VII) = (IV)+(V)+(VI)	Shareholding as a % of total no. of shares (calculated as per SCRR, 1957) (VIII) As a % of (A+B+C2)	Number of Voting Rights held in each class of securities			No. Of Shares Underlying Outstanding convertible securities (X)	No. Of Warrants (XI)	No. Of Shares Underlying Outstanding convertible securities and No. Of Warrants (X)+(XI)	Shareholding as a % assuming full conversion of convertible securities (as a percentage of diluted share capital) (XII) = (VII)+(X)+(XI) As a % of (A+B+C2)	Number of Locked in shares (XIII)		Number of Shares pledged or otherwise encumbered (XIV)		Number of equity shares held in dematerialized form (XV)	
									No. of Voting (XIV) Rights							Total as a % of Total Voting rights	No. (a)	As a % of total Shares held (b)	No. (a)		As a % of total Shares held (b)
									Class eg X	Class eg Y	Total										
1	Kunal Chahal	AACF06897F	1	31500	0	0	31500	0.13	31500	NA	31500	0.13	NA	NA	0.13	NA	NA	NA	NA	31500	
2	Omash Chahal	AA8P02478P	1	105273	0	0	105273	0.43	105273	NA	105273	0.43	NA	NA	0.43	NA	NA	NA	NA	105273	
	<b>Total</b>		<b>2</b>	<b>136773</b>	<b>0</b>	<b>0</b>	<b>136773</b>	<b>0.56</b>	<b>136773</b>	<b>NA</b>	<b>136773</b>	<b>0.56</b>	<b>NA</b>	<b>NA</b>	<b>0.56</b>	<b>NA</b>	<b>NA</b>	<b>NA</b>	<b>NA</b>	<b>136773</b>	

**A1(d) Any Other (Body Corporates)**

Sl. No.	Name of the Shareholders (I)	PAN (II)	No. of the Shareholders (III)	No. of fully paid up equity shares held (IV)	No. Of Partly paid-up equity shares held (V)	No. Of shares underlying Depository Receipts (VI)	Total nos. shares held (VII) = (IV)+(V)+(VI)	Shareholding as a % of total no. of shares (calculated as per SCRR, 1957) (VIII) As a % of (A+B+C2)	Number of Voting Rights held in each class of securities			No. Of Shares Underlying Outstanding convertible securities (X)	No. Of Warrants (XI)	No. Of Shares Underlying Outstanding convertible securities and No. Of Warrants (X)+(XI)	Shareholding as a % assuming full conversion of convertible securities (as a percentage of diluted share capital) (XII) = (VII)+(X)+(XI) As a % of (A+B+C2)	Number of Locked in shares (XIII)		Number of Shares pledged or otherwise encumbered (XIV)		Number of equity shares held in dematerialized form (XV)	
									No. of Voting (XIV) Rights							Total as a % of Total Voting rights	No. (a)	As a % of total Shares held (b)	No. (a)		As a % of total Shares held (b)
									Class eg X	Class eg Y	Total										
1	Abhishek Growth Fund (P) Limited	AAAC2361H	1	178025	0	0	178025	0.72	178025	NA	178025	0.72	NA	NA	0.72	NA	NA	NA	NA	178025	
2	Nahar Spinning Mills Ltd	AAACM5710D	1	1247083	0	0	1247083	5.07	1247083	NA	1247083	5.07	NA	NA	5.07	NA	NA	NA	NA	1247083	
3	Adam Vellath Finance Ltd	AAACM2847G	1	81985	0	0	81985	0.33	81985	NA	81985	0.33	NA	NA	0.33	NA	NA	NA	NA	81985	
4	Kovalam Investment & Trading Co., Ltd	AAACR4418L	1	213037	0	0	213037	0.87	213037	NA	213037	0.87	NA	NA	0.87	NA	NA	NA	NA	213037	
5	Monica Growth Fund (P) Ltd	AAACM0379D	1	112590	0	0	112590	0.46	112590	NA	112590	0.46	NA	NA	0.46	NA	NA	NA	NA	112590	
6	Magdow Trading & Investment Co Ltd	AAACN1583A	1	718060	0	0	718060	2.81	718060	NA	718060	2.81	NA	NA	2.81	NA	NA	NA	NA	718060	
7	Nahar Growth Fund (P) Ltd	AAACN0789G	1	48933	0	0	48933	0.19	48933	NA	48933	0.19	NA	NA	0.19	NA	NA	NA	NA	48933	
8	Naha Credit And Investment (P) Ltd	AAACN0789G	1	48933	0	0	48933	0.19	48933	NA	48933	0.19	NA	NA	0.19	NA	NA	NA	NA	48933	
9	Ruchika Growth Fund (P) Ltd	AAACR0129C	1	112590	0	0	112590	0.46	112590	NA	112590	0.46	NA	NA	0.46	NA	NA	NA	NA	112590	
10	Shankarshakti Holding Co Ltd	AAACB21658	1	280784	0	0	280784	1.14	280784	NA	280784	1.14	NA	NA	1.14	NA	NA	NA	NA	280784	
11	Vanaak Investors Ltd	AAACV0962E	1	90989	0	0	90989	0.37	90989	NA	90989	0.37	NA	NA	0.37	NA	NA	NA	NA	90989	
12	Vardhman Investments Ltd	AAACY1987G	1	73220	0	0	73220	0.3	73220	NA	73220	0.3	NA	NA	0.3	NA	NA	NA	NA	73220	
13	Vardhni Spinning Mills Ltd	AAACY5323J	1	107156	0	0	107156	0.44	107156	NA	107156	0.44	NA	NA	0.44	NA	NA	NA	NA	107156	
14	Nahar Industrial Enterprises Ltd	AAACN3563A	1	1284720	0	0	1284720	5.14	1284720	NA	1284720	5.14	NA	NA	5.14	NA	NA	NA	NA	1284720	
15	Omash Woolen Mills Ltd	AAAC01973F	1	153617	0	0	153617	0.62	153617	NA	153617	0.62	NA	NA	0.62	NA	NA	NA	NA	153617	
16	J.L. Growth Fund Ltd	AAACJ1583Q	1	320563	0	0	320563	1.3	320563	NA	320563	1.3	NA	NA	1.3	NA	NA	NA	NA	320563	
17	Nahar Capital and Financial Services Ltd	AAACQ2889Q	1	12087671	0	0	12087671	48.16	12087671	NA	12087671	48.16	NA	NA	48.16	NA	NA	NA	NA	12087671	
	<b>Total</b>		<b>17</b>	<b>17114833</b>	<b>0</b>	<b>0</b>	<b>17114833</b>	<b>68.88</b>	<b>17114833</b>	<b>NA</b>	<b>17114833</b>	<b>68.88</b>	<b>NA</b>	<b>NA</b>	<b>68.88</b>	<b>NA</b>	<b>NA</b>	<b>NA</b>	<b>NA</b>	<b>17114833</b>	
Total Shareholding of Promoter and Promoter Group (A1(a) + A1(d))			<b>19</b>	<b>17260406</b>	<b>0</b>	<b>0</b>	<b>17260406</b>	<b>70.16</b>	<b>17260406</b>	<b>NA</b>	<b>17260406</b>	<b>70.16</b>	<b>NA</b>	<b>NA</b>	<b>70.16</b>	<b>NA</b>	<b>NA</b>	<b>NA</b>	<b>NA</b>	<b>17260406</b>	





# Nahar

## POLY FILMS LTD.

17




Regd. Office & Corporate Office : 376, Industrial Area-A, LUDHIANA-141 003 (INDIA)

Phone : 91-161-2600701 to 705, 2606977 to 980, Fax : 91-161-2222942, 2601956

E-mail : secnsm@ownahar.com Website : www.ownahar.com

CIN No.: L17115PB1988PLC008820

Scrip No.	Category	Name of the Shareholder (i)	PAN (ii)	No. of the Shareholder (iii)	No. of full paid up equity shares held (iv)	No. of Partly paid up equity shares held (v)	No. of shares underlying Depository Receipts (vi)	Total No. shares held (vii) = (iv)+(v)+(vi)	Shareholding as a % of total no. of shares (including as per SCRR, 1957) (viii) As a % of (A+B+C)	Number of Voting Rights held in each class of securities			No. of Shares Underlying Outstanding convertible securities (ix)	No. of Warrants (x)	No. of Shares Underlying Outstanding convertible securities and No. of Warrants (xi)	Shareholding as a % assuming full conversion of convertible securities (as a percentage of diluted share capital) (xii) (viii)+(xi) As a % of (A+B+C2)	Number of Locked in shares (xiii)		Number of Shares pledged or otherwise (xiv)		Number of equity shares held in dematerialized form (xv)	
										Class (a)	Class (b)	Total					No.	As a % of total Shares held (b)	No.	As a % of total Shares held (b)		
								179025	0.72							0.72					179025	
1	Equity Corporate	Adarsh Growth Fund (P) Limited	AAAC235H	1	179025			179025	0.72							0.72						179025
2	Equity Corporate	Nahar Spinning Mills Ltd	AAAC85700	1	1347083			1347083	5.87							5.87						1347083
3	Equity Corporate	Nam Vahla Financists Ltd	AAAC28470	1	81880			81880	0.33							0.33						81880
4	Equity Corporate	Kanoria Investment & Trading Co. Ltd	AAAC24181	1	213037			213037	0.87							0.87						213037
5	Equity Corporate	Mercia Growth Fund (P) Ltd	AAAC20200	1	112950			112950	0.48							0.48						112950
6	Equity Corporate	Nagpal Trading & Investment Co Ltd	AAAC1983A	1	718090			718090	2.91							2.91						718090
7	Equity Corporate	Nahar Growth Fund (P) Ltd	AAAC27890	1	48833			48833	0.19							0.19						48833
8	Equity Corporate	Nara Credit And Investments (P) Ltd	AAAC28764	1	27388			27388	0.11							0.11						27388
9	Equity Corporate	Parshia Growth Fund (P) Ltd	AAAC28260	1	112980			112980	0.48							0.48						112980
10	Equity Corporate	ShaktiNehar Holding Co. Ltd	AAAC21688	1	280754			280754	1.14							1.14						280754
11	Equity Corporate	ShaktiNehar Holding Co. Ltd	AAAC21688	1	80888			80888	0.33							0.33						80888
12	Equity Corporate	Vishal Investors Ltd	AAACV082E	1	80888			80888	0.33							0.33						80888
13	Equity Corporate	Vishal Investors Ltd	AAACV082E	1	73220			73220	0.30							0.30						73220
14	Equity Corporate	Vishal Spinning Mills Ltd	AAACV328J	1	107158			107158	0.44							0.44						107158
15	Equity Corporate	Vishal Industrial Enterprises Ltd	AAACV328J	1	1264730			1264730	5.14							5.14						1264730
16	Equity Corporate	David Weston Mills Ltd	AAACD197F	1	132817			132817	0.52							0.52						132817
17	Equity Corporate	Z.L. Growth Fund Ltd	AAACV189Q	1	330963			330963	1.30							1.30						330963
18	Equity Corporate	Z.L. Growth Fund Ltd	AAACV189Q	1	1208787			1208787	4.91							4.91						1208787
								1711693	68.89							68.89						1711693





# Nahar POLY FILMS LTD.



**Regd. Office & Corporate Office :** 376, Industrial Area-A, Ludhiana - 141 003 (INDIA)  
**Phones :** 91-161-2600701 to 705, 2606977 to 980 Fax : 91-161-2222942, 2601956.  
**E-mail :** secnsm@owmnahar.com **Website :** www.owmnahar.com  
**CIN No. :** L17115PB1988PLC008820

**Format of holding of specified securities**

- Name of Listed Entity: NAHAR POLY FILMS LIMITED
- Scrp Code/Name of Scrp/Class of Security: For Trading at NSE-NAHARPOLY For Trading at BSE-623391
- Share Holding Pattern Filed under: Reg. 31(1)(a)/Reg. 31(1)(b)/Reg. 31(1)(c)
  - If under 31(1)(b) then indicate the report for Quarter ending: 30-31-2016
  - If under 31(1)(c) then indicate date of allotment/ extinguishment: N/A
- Declaration: The Listed entity is required to submit the following declaration to the extent of submission of information.

Sr. No.	Particular	Yes/No
1	Whether the Listed Entity has issued any partly paid up shares?	No
2	Whether the Listed Entity has issued any Convertible Securities?	No
3	Whether the Listed Entity has issued any Warrants?	No
4	Whether the Listed Entity has any shares against which depository receipts are issued?	No
5	Whether the Listed Entity has any shares in locked-in?	No
6	Whether any shares held by promoters are pledge or otherwise encumbered?	No
7	Whether company has equity shares with differential voting rights	No

The tabular format for disclosure of holding of specified securities is as follows -

**Table I - Summary Statement holding of specified securities**

Category (I)	Category of shareholder (II)	Nos. Of shareholders (III)	No. of fully paid up equity shares held (IV)	No. Of Partly paid-up equity shares held (V)	No. Of shares underlying Depository Receipts (VI)	Total nos. shares held (VII) = (IV)+(V)+(VI)	Number of Voting Rights held in each class of securities (IX)				No. Of Shares Underlying Outstanding convertible securities (X)	No. Of Warrants (XI)	No. Of Shares Underlying Outstanding convertible securities and No. Of Warrants (XI) (a)	Shareholding, as a % assuming full conversion of convertible securities (as a percentage of diluted share capital) (XII) = (VII)+(X) As a % of (A+B+C2)	Number of Locked in shares (XIII)		Number of Shares pledged or otherwise encumbered (XIII)		Number of equity shares held in dematerialized form (XIV)
							No of Voting Rights (XIV)			Total as a % of (A+B+C)					No (a)	As a % of total Shares held (b)	No (a)	As a % of total Shares held (b)	
							Class eg: X	Class eg: Y	Total										
(A)	Promoter & Promoter Group	19	17250805	0	0	17250805	70.16	NA	NA	NA	NA	NA	0	70.16	NA	NA	NA	NA	17250805
(B)	Public	24947	7337186	0	0	7337186	29.84	NA	NA	NA	NA	NA	0	29.84	NA	NA	NA	NA	5583386
(C)	Non Promoter-Non Public	0	0	0	0	0	0.00	NA	NA	NA	NA	NA	0	0.00	NA	NA	NA	NA	0
(C1)	Shares underlying DRs	0	0	0	0	0	0.00	NA	NA	NA	NA	NA	0	0.00	NA	NA	NA	NA	0
(C2)	Shares held by Employee Trusts	0	0	0	0	0	0.00	NA	NA	NA	NA	NA	0	0.00	NA	NA	NA	NA	0
	<b>Total</b>	<b>24966</b>	<b>24587991</b>	<b>0</b>	<b>0</b>	<b>24587991</b>	<b>100.00</b>	<b>NA</b>	<b>NA</b>	<b>NA</b>	<b>NA</b>	<b>NA</b>	<b>0</b>	<b>100.00</b>	<b>NA</b>	<b>NA</b>	<b>NA</b>	<b>NA</b>	<b>22839191</b>

For Nahar Poly Films Limited

*Handwritten Signature*  
 Co. Secretary

**Regd. Office & Corporate Office : 376, Industrial Area-A, Ludhiana - 141 003 (INDIA)**  
**Phones : 91-161-2600701 to 705, 2606977 to 980 Fax : 91-161-2222942, 2601956.**  
**E-mail : secnsm@owmnahar.com Website : www.owmnahar.com**  
**CIN No. : L17115PB1988PLC008820**

**Statement showing shareholding pattern of the "Promoter and Promoter Group"**  
**A1(a) Individuals/Hindu undivided Family**

Annexure 1

Sr No.	Name of the Shareholders (I)	PAN (II)	No. of the Shareholders (III)	No. of fully paid up equity shares held (IV)	No. Of Partly paid-up equity shares held (V)	No. Of shares underlying Depository Receipts (VI)	Total nos. shares held (VII) = (IV)+(V)+(VI)	Shareholding as a % of total no. of shares (calculated as per SCRR, 1957) (VIII) As a % of (A+B+C2)	Number of Voting Rights held in each class of securities			Total as a % of Total Voting rights	No. Of Shares Underlying Outstanding convertible securities (A)	No. Of Warrants (X)	No. Of Shares Underlying Outstanding convertible securities and No. Of Warrants (A+X)	Shareholding as a % assuming full conversion of convertible securities as a percentage of diluted share capital (XI) = [(VII)+(X)] As a % of (A+B+C2)	Number of Locked in Shares (XII)	Number of Shares pledged or otherwise encumbered (XIII)		Number of equity shares held in dematerialized form (XIV)
									No. of Voting (A+B) Rights									As a % of Total Shares held (I)	As a % of Total Shares held (I)	
									Class eg 1	Class eg 2	Total									
<b>A1(a) Individuals/Hindu undivided Family</b>																				
1	Kamal Oswal	AAACR0687F		31500	0	0	31500	0.13	NA	NA	NA	NA	NA	NA	NA	0.13	NA	NA	NA	13500
2	Dinesh Oswal	AAAP00476P		105273	0	0	105273	0.43	NA	NA	NA	NA	NA	NA	NA	0.43	NA	NA	NA	12870
			<b>Total</b>	<b>2</b>	<b>136773</b>	<b>0</b>	<b>136773</b>	<b>0.56</b>	<b>NA</b>	<b>NA</b>	<b>NA</b>	<b>NA</b>	<b>NA</b>	<b>NA</b>	<b>NA</b>	<b>0.56</b>	<b>NA</b>	<b>NA</b>	<b>NA</b>	<b>136773</b>

**A1(d) Any Other (Body Corporates)**

Sr No.	Name of the Shareholders (I)	PAN (II)	No. of the Shareholders (III)	No. of fully paid up equity shares held (IV)	No. Of Partly paid-up equity shares held (V)	No. Of shares underlying Depository Receipts (VI)	Total nos. shares held (VII) = (IV)+(V)+(VI)	Shareholding as a % of total no. of shares (calculated as per SCRR, 1957) (VIII) As a % of (A+B+C2)	Number of Voting Rights held in each class of securities			Total as a % of Total Voting rights	No. Of Shares Underlying Outstanding convertible securities (A)	No. Of Warrants (X)	No. Of Shares Underlying Outstanding convertible securities and No. Of Warrants (A+X)	Shareholding as a % assuming full conversion of convertible securities as a percentage of diluted share capital (XI) = [(VII)+(X)] As a % of (A+B+C2)	Number of Locked in Shares (XII)	Number of Shares pledged or otherwise encumbered (XIII)		Number of equity shares held in dematerialized form (XIV)
									No. of Voting (A+B) Rights									As a % of Total Shares held (I)	As a % of Total Shares held (I)	
									Class eg 1	Class eg 2	Total									
<b>A1(d) Any Other (Body Corporates)</b>																				
1	Ashish Growth Fund (P. Limited)	AAAC02361H		178025	0	0	178025	0.72	NA	NA	NA	NA	NA	NA	NA	0.72	NA	NA	NA	178025
2	Nahar Spinning Mills Ltd	AAACN5710D		1247063	0	0	1247063	5.07	NA	NA	NA	NA	NA	NA	NA	5.07	NA	NA	NA	1247063
3	Alam Vaseeh Finance Pvt Ltd	AAACA2847G		81985	0	0	81985	0.33	NA	NA	NA	NA	NA	NA	NA	0.33	NA	NA	NA	81985
4	Kevlaram Investment & Trading Co. Ltd	AAACR4419L		213037	0	0	213037	0.87	NA	NA	NA	NA	NA	NA	NA	0.87	NA	NA	NA	213037
5	Motika Growth Fund (Pvt) Ltd	AAACM0379D		112580	0	0	112580	0.46	NA	NA	NA	NA	NA	NA	NA	0.46	NA	NA	NA	112580
6	Hayden Trading & Investment Co Ltd	AAACN1563A		716080	0	0	716080	2.91	NA	NA	NA	NA	NA	NA	NA	2.91	NA	NA	NA	716080
7	Nahar Growth Fund (P) Ltd	AAACN0785G		46933	0	0	46933	0.19	NA	NA	NA	NA	NA	NA	NA	0.19	NA	NA	NA	46933
8	Neha Credit And Investment (P) Ltd	AAACN0764H		27389	0	0	27389	0.11	NA	NA	NA	NA	NA	NA	NA	0.11	NA	NA	NA	27389
9	Ruchi Growth Fund (P) Ltd	AAACR0129C		112580	0	0	112580	0.46	NA	NA	NA	NA	NA	NA	NA	0.46	NA	NA	NA	112580
10	Shakti Investment (P) Pvt. Ltd	AAAC52195D		280794	0	0	280794	1.14	NA	NA	NA	NA	NA	NA	NA	1.14	NA	NA	NA	280794
11	Vansha Investors Ltd	AAACV0052E		90959	0	0	90959	0.37	NA	NA	NA	NA	NA	NA	NA	0.37	NA	NA	NA	90959
12	Vardhman Investments Ltd	AAACV1587G		73220	0	0	73220	0.3	NA	NA	NA	NA	NA	NA	NA	0.3	NA	NA	NA	73220
13	Vansha Spinning Mills Ltd	AAACV8227J		107156	0	0	107156	0.44	NA	NA	NA	NA	NA	NA	NA	0.44	NA	NA	NA	107156
14	Nahar Industrial Enterprises Ltd	AAACN2693A		1264120	0	0	1264120	5.14	NA	NA	NA	NA	NA	NA	NA	5.14	NA	NA	NA	1264120
15	Omara Weavers Mills Ltd	AAACD1973F		152811	0	0	152811	0.62	NA	NA	NA	NA	NA	NA	NA	0.62	NA	NA	NA	152811
16	J. J. Growth Fund Ltd	AAAC15593J		320503	0	0	320503	1.3	NA	NA	NA	NA	NA	NA	NA	1.3	NA	NA	NA	320503
17	Nahar Capital and Financial Services Ltd	AAACD2969G		12687611	0	0	12687611	49.16	NA	NA	NA	NA	NA	NA	NA	49.16	NA	NA	NA	12687611
			<b>Total</b>	<b>17</b>	<b>17114032</b>	<b>0</b>	<b>17114032</b>	<b>68.80</b>	<b>NA</b>	<b>NA</b>	<b>NA</b>	<b>NA</b>	<b>NA</b>	<b>NA</b>	<b>NA</b>	<b>68.80</b>	<b>NA</b>	<b>NA</b>	<b>NA</b>	<b>17114032</b>
<b>Total Shareholding of Promoter and Promoter Group (A1(a) &amp; A1(d))</b>				<b>19</b>	<b>17350806</b>	<b>0</b>	<b>17350806</b>	<b>70.18</b>	<b>NA</b>	<b>NA</b>	<b>NA</b>	<b>NA</b>	<b>NA</b>	<b>NA</b>	<b>NA</b>	<b>70.18</b>	<b>NA</b>	<b>NA</b>	<b>NA</b>	<b>17350806</b>

**For Nahar Poly Films Limited**

*(Signature)*  
**Co. Secretary**





**Regd. Office & Corporate Office :** 376, Industrial Area-A, Ludhiana - 141 003 (INDIA)  
**Phones :** 91-161-2600701 to 705, 2606977 to 980 Fax : 91-161-2222942, 2601956.  
**E-mail :** secsm@owmnahar.com Website : www.owmnahar.com  
**CIN No. :** L17115PB1988PLC008820

Sr	Category & Name of the Shareholders (i)	Nos. Of shareholders (ii)	No. of fully paid up equity shares held (iv)	No. Of Partly paid-up equity shares held (v)	No. Of shares underlying Depository Receipts (vi)	Total nos shares held (VII) = (IV)+(V)+(VI)	Shareholding as a % of total no. of shares (calculated as per SCRR, 1957) As a % of (A+B+C2)	Number of Voting Rights held in each class of securities (IX)			No. Of Shares Underlying Outstanding convertible securities (X)	No. Of Warrants (X1)	No. Of Shares Underlying Outstanding convertible securities and No. Of Warrants (X1) + (X)	Shareholding as a % assuming full conversion of convertible securities ( as a percentage of issued share capital) (X2) = (XI)+(X1) As a % of (A+B+C2)	Number of Locked in shares (X3)		Number of Shares pledged or otherwise encumbered (X4)		Number of equity shares held in dematerialized form (XV)	
								No of Voting Rights							As a % of Total Voting rights	No.	As a % of total Shares held (ii)	No.		As a % of total Shares held (ii)
								Class ed X	Class ed y	Total										
<b>A Table II - Statement showing shareholding pattern of the Promoter and Promoter Group</b>																				
(1)	Indians																			
(a)	Individuals (Including Deposited Partners)	2	136773	0	0	136773	0.56	NA	NA	NA	NA	NA	NA	0.56	NA	NA	NA	NA	136773	
(b)	Central Government/State Government(s)	0	0	0	0	0	0	NA	NA	NA	NA	NA	NA	0.00	NA	NA	NA	NA	0	
(c)	Financial Institutions/Banks	0	0	0	0	0	0	NA	NA	NA	NA	NA	NA	0.00	NA	NA	NA	NA	0	
(d)	Any Other Body Corporate(s)	17	17114032	0	0	17114032	69.80	NA	NA	NA	NA	NA	NA	69.80	NA	NA	NA	NA	17114032	
	<b>Sub-Total (A1)</b>	<b>19</b>	<b>17250805</b>	<b>0</b>	<b>0</b>	<b>17250805</b>	<b>70.16</b>	<b>NA</b>	<b>NA</b>	<b>NA</b>	<b>NA</b>	<b>NA</b>	<b>NA</b>	<b>70.16</b>	<b>NA</b>	<b>NA</b>	<b>NA</b>	<b>NA</b>	<b>17250805</b>	
(2)	Foreign																			
(a)	Individuals (Non-Resident Individuals/ Foreign)	0	0	0	0	0	0	NA	NA	NA	NA	NA	NA	0.00	NA	NA	NA	NA	0	
(b)	Government	0	0	0	0	0	0	NA	NA	NA	NA	NA	NA	0.00	NA	NA	NA	NA	0	
(c)	Institutions	0	0	0	0	0	0	NA	NA	NA	NA	NA	NA	0.00	NA	NA	NA	NA	0	
(d)	Foreign Portfolio Investor	0	0	0	0	0	0	NA	NA	NA	NA	NA	NA	0.00	NA	NA	NA	NA	0	
(e)	Any Other Category	0	0	0	0	0	0	NA	NA	NA	NA	NA	NA	0.00	NA	NA	NA	NA	0	
	<b>Sub-Total (A2)</b>	<b>0</b>	<b>0</b>	<b>0</b>	<b>0</b>	<b>0</b>	<b>0</b>	<b>NA</b>	<b>NA</b>	<b>NA</b>	<b>NA</b>	<b>NA</b>	<b>NA</b>	<b>0.00</b>	<b>NA</b>	<b>NA</b>	<b>NA</b>	<b>NA</b>	<b>0</b>	
	<b>Total Shareholding of Promoter and Promoter Group</b>	<b>19</b>	<b>17250805</b>	<b>0</b>	<b>0</b>	<b>17250805</b>	<b>70.16</b>	<b>NA</b>	<b>NA</b>	<b>NA</b>	<b>NA</b>	<b>NA</b>	<b>NA</b>	<b>70.16</b>	<b>NA</b>	<b>NA</b>	<b>NA</b>	<b>NA</b>	<b>17250805</b>	
<b>B Table III - Statement showing shareholding pattern of the Public shareholder</b>																				
(1)	Institutions																			
(a)	Mutual Funds	7	2464	0	0	2464	0.01	NA	NA	NA	NA	NA	NA	0.01	NA	NA	NA	NA	1946	
(b)	Venture Capital Funds	0	0	0	0	0	0	NA	NA	NA	NA	NA	NA	0.00	NA	NA	NA	NA	0	
(c)	Other Institutional Investors	0	0	0	0	0	0	NA	NA	NA	NA	NA	NA	0.00	NA	NA	NA	NA	0	
(d)	Foreign Venture Capital Investors	0	0	0	0	0	0	NA	NA	NA	NA	NA	NA	0.00	NA	NA	NA	NA	0	
(e)	Foreign Portfolio Investors	0	0	0	0	0	0	NA	NA	NA	NA	NA	NA	0.00	NA	NA	NA	NA	0	
(f)	Insurance Companies/Banks	9	986	0	0	986	0.00	NA	NA	NA	NA	NA	NA	0.00	NA	NA	NA	NA	164	
(g)	Mutual Funds (Foreign)	0	0	0	0	0	0	NA	NA	NA	NA	NA	NA	0.00	NA	NA	NA	NA	0	
(h)	Pension Funds/ Personal Funds	0	0	0	0	0	0	NA	NA	NA	NA	NA	NA	0.00	NA	NA	NA	NA	0	
(i)	Any Other Category	0	0	0	0	0	0	NA	NA	NA	NA	NA	NA	0.00	NA	NA	NA	NA	0	
	<b>Sub-Total (B1)</b>	<b>16</b>	<b>3460</b>	<b>0</b>	<b>0</b>	<b>3460</b>	<b>0.01</b>	<b>NA</b>	<b>NA</b>	<b>NA</b>	<b>NA</b>	<b>NA</b>	<b>NA</b>	<b>0.01</b>	<b>NA</b>	<b>NA</b>	<b>NA</b>	<b>NA</b>	<b>2110</b>	
(2)	Partners in Venture Capital Funds/ Government (VCF)	0	0	0	0	0	0	NA	NA	NA	NA	NA	NA	0.00	NA	NA	NA	NA	0	
	<b>Sub-Total (B2)</b>	<b>0</b>	<b>0</b>	<b>0</b>	<b>0</b>	<b>0</b>	<b>0</b>	<b>NA</b>	<b>NA</b>	<b>NA</b>	<b>NA</b>	<b>NA</b>	<b>NA</b>	<b>0.00</b>	<b>NA</b>	<b>NA</b>	<b>NA</b>	<b>NA</b>	<b>0</b>	
(3)	Non-Institutions																			
(a)	Individuals																			
(a)	Individual shareholders holding nominal shares equal up to Rs. 2 Lacs	24513	6040047	0	0	6040047	24.57	NA	NA	NA	NA	NA	NA	24.57	NA	NA	NA	NA	4312372	
(a)	Individual shareholders holding nominal shares capital up to Rs. 2 Lacs	0	335471	0	0	335471	1.36	NA	NA	NA	NA	NA	NA	1.36	NA	NA	NA	NA	335471	
(b)	NRI's registered with SEBI	0	0	0	0	0	0	NA	NA	NA	NA	NA	NA	0.00	NA	NA	NA	NA	0	
(c)	Employee Trusts	0	0	0	0	0	0	NA	NA	NA	NA	NA	NA	0.00	NA	NA	NA	NA	0	
(d)	Overseas Corporate Investors (OCI)	0	0	0	0	0	0	NA	NA	NA	NA	NA	NA	0.00	NA	NA	NA	NA	0	
(e)	Sub-Totals (a-d)	73	108759	0	0	108759	0.43	NA	NA	NA	NA	NA	NA	0.43	NA	NA	NA	NA	97393	
(f)	Directors and Promoters	1	140	0	0	140	0.00	NA	NA	NA	NA	NA	NA	0.00	NA	NA	NA	NA	0	
(g)	DIRECTORS AND PROMOTERS	6	3403	0	0	3403	0.01	NA	NA	NA	NA	NA	NA	0.01	NA	NA	NA	NA	3375	
(h)	BODY CORPORATE	332	848036	0	0	848036	3.45	NA	NA	NA	NA	NA	NA	3.45	NA	NA	NA	NA	837665	
	<b>Sub-Total (B3)</b>	<b>24831</b>	<b>733736</b>	<b>0</b>	<b>0</b>	<b>733736</b>	<b>29.83</b>	<b>NA</b>	<b>NA</b>	<b>NA</b>	<b>NA</b>	<b>NA</b>	<b>NA</b>	<b>29.83</b>	<b>NA</b>	<b>NA</b>	<b>NA</b>	<b>NA</b>	<b>686274</b>	
	<b>Total Public Shareholding (B) = (B(1)) + (B(2)) + (B(3))</b>	<b>24947</b>	<b>7337186</b>	<b>0</b>	<b>0</b>	<b>7337186</b>	<b>29.84</b>	<b>NA</b>	<b>NA</b>	<b>NA</b>	<b>NA</b>	<b>NA</b>	<b>NA</b>	<b>29.84</b>	<b>NA</b>	<b>NA</b>	<b>NA</b>	<b>NA</b>	<b>686286</b>	
<b>C Table IV - Statement showing shareholding pattern of the Non Promoter - Non Public shareholder</b>																				
(1)	Partners in Venture Capital Funds - Name of VC Funds, VC Fund	NA	NA	NA	NA	NA	NA	NA	NA	NA	NA	NA	NA	NA	NA	NA	NA	NA	NA	
(2)	Partners in Venture Capital Funds - Name of VC Funds, VC Fund	NA	NA	NA	NA	NA	NA	NA	NA	NA	NA	NA	NA	NA	NA	NA	NA	NA	NA	
	<b>Total Non Promoter - Non Public Shareholding (C) = (C(1)) + (C(2))</b>	<b>NA</b>	<b>NA</b>	<b>NA</b>	<b>NA</b>	<b>NA</b>	<b>NA</b>	<b>NA</b>	<b>NA</b>	<b>NA</b>	<b>NA</b>	<b>NA</b>	<b>NA</b>	<b>NA</b>	<b>NA</b>	<b>NA</b>	<b>NA</b>	<b>NA</b>	<b>NA</b>	
	<b>Total (A+B+C)</b>	<b>24966</b>	<b>24687991</b>	<b>0</b>	<b>0</b>	<b>24687991</b>	<b>100.00</b>	<b>NA</b>	<b>NA</b>	<b>NA</b>	<b>NA</b>	<b>NA</b>	<b>NA</b>	<b>100.00</b>	<b>NA</b>	<b>NA</b>	<b>NA</b>	<b>NA</b>	<b>22838191</b>	
	<b>Total (A+B+C)</b>	<b>24966</b>	<b>24687991</b>	<b>0</b>	<b>0</b>	<b>24687991</b>	<b>100.00</b>	<b>NA</b>	<b>NA</b>	<b>NA</b>	<b>NA</b>	<b>NA</b>	<b>NA</b>	<b>100.00</b>	<b>NA</b>	<b>NA</b>	<b>NA</b>	<b>NA</b>	<b>22838191</b>	

\*The List of the Promoters along with their PAN Nos is annexed as Annexure 1

For Nahar Poly Films Limited.

*(Signature)*  
 Co. Secretary



Assessment-5  
21

**NAHAR POLY FILMS LIMITED**

w.e.f. 24.10.2018 to 18.01.2019

S.NO	Date	Average Price	Total Traded Quantity	Turnover
1	24-Oct-18	37.42	5659	211765.50
2	25-Oct-18	37.37	1159	43313.00
3	26-Oct-18	37.15	4096	152179.40
4	29-Oct-18	37.39	2380	88984.95
5	30-Oct-18	38.26	511	19550.00
6	31-Oct-18	38.62	947	36572.25
7	01-Nov-18	40.37	4256	171801.75
8	02-Nov-18	41.1	4234	174011.95
9	05-Nov-18	41.07	4857	199462.25
10	06-Nov-18	41.59	10536	438239.25
11	07-Nov-18	42.06	6925	291251.05
12	09-Nov-18	41.89	2772	116115.90
13	12-Nov-18	43.36	3461	150063.55
14	13-Nov-18	45.13	48551	2191234.85
15	14-Nov-18	44.93	12846	577125.00
16	15-Nov-18	43.76	8232	360240.95
17	16-Nov-18	42.93	4325	185691.30
18	19-Nov-18	41.82	2156	90164.45
19	20-Nov-18	41.74	1008	42073.55
20	21-Nov-18	41.16	4163	171337.60
21	22-Nov-18	41.27	2660	109786.00
22	26-Nov-18	40.43	2752	111252.15
23	27-Nov-18	39.87	4995	199156.55
24	28-Nov-18	39.15	5424	212359.70
25	29-Nov-18	38.88	1730	67260.75
26	30-Nov-18	38.88	738	28691.90
27	03-Dec-18	39.11	523	20455.65
28	04-Dec-18	38.31	2997	114814.40
29	05-Dec-18	37.98	2614	99290.50
30	06-Dec-18	37.02	742	27471.95
31	07-Dec-18	37.33	7123	265931.50
32	10-Dec-18	37.58	5901	221736.80
33	11-Dec-18	36.92	1649	60884.50
34	12-Dec-18	37.5	2317	86897.15
35	13-Dec-18	38.07	2218	84446.10
36	14-Dec-18	37.64	1775	66816.10
37	17-Dec-18	38.99	1557	60705.80
38	18-Dec-18	38.08	4991	190042.95
39	19-Dec-18	38.35	376	14418.10
40	20-Dec-18	38.55	2341	90244.60
41	21-Dec-18	37.89	1806	68436.85
42	24-Dec-18	39.01	1435	55983.20

22

43	26-Dec-18	38.59	2511	96907.95
44	27-Dec-18	38.45	3100	119201.50
45	28-Dec-18	37.96	3210	121850.90
46	31-Dec-18	38.13	1317	50213.50
47	01-Jan-19	38.07	1555	59202.05
48	02-Jan-19	38.14	7917	301937.40
49	03-Jan-19	38.38	730	28014.75
50	04-Jan-19	37.85	1203	45532.00
51	07-Jan-19	38.14	527	20097.40
52	08-Jan-19	37.72	5480	206686.80
53	09-Jan-19	38.75	95	3681.25
54	10-Jan-19	39.59	14658	580252.50
55	11-Jan-19	38.64	1081	41768.55
56	14-Jan-19	40.52	9693	392806.55
57	15-Jan-19	39.09	1489	58202.20
58	16-Jan-19	41.87	25958	1086945.00
59	17-Jan-19	40.53	2431	98524.55
60	18-Jan-19	39.78	1205	47930.65
	<b>TOTAL</b>		<b>275898</b>	<b>11328017.20</b>
	<b>VOLUME WEIGHTED AVG. PRICE</b>			<b>41.06</b>

**DECLARATION BY THE AQUIRER(S)**

We, **VARDHMAN INVESTMENTS LIMITED** and **SANKHESHWAR HOLDING CO. LIMITED** hereby declare that all the conditions specified under Regulation 10(1)(a) with respect to exemptions have been duly complied.

**For VARDHMAN INVESTMENTS LIMITED**

  
**DINESH OSWAL**  
**(DIRECTOR)**

**For SANKHESHWAR HOLDING CO. LIMITED**

  
**KOMAL JAEN**  
**(DIRECTOR)**

Place: New Delhi

Date : 12.02.2019