

Parul Choksey

"Geetanjali", 9 N Gamadia Road, Off. Pedder Road, Mumbai 400 026.

Date: 18th March 2020

To,

BSE Limited Department of Listing, P. J. Towers, Dalal Street, Mumbai – 400 001 Scrip Code: 523694	National Stock Exchange of India Limited Exchange Plaza, Bandra-Kurla Complex, Bandra (East), Mumbai - 400 051 Symbol: APCOTEXIND
--	--


Sub:- Disclosure under regulation 29(2) of SEBI (Substantial Acquisition of Shares and Takeovers) Regulations, 2011

Notice is hereby given that under Regulation 29(2) of SEBI (Substantial Acquisition of Shares and Takeovers) Regulations, 2011 that I, Mrs. Parul A Choksey, promoter of Apcotex Industries Ltd (Apcotex), has acquired 93,000 shares of Apcotex from M/s. Apco Enterprises LLP (Promoter of Apcotex) under an inter-se transfer.

Subsequent to the aforesaid I, Mr. Abhiraj A Choksey holds in aggregate 73,72,402 shares (i.e 14.22%) in Apcotex. Please note that there is no change in the overall Promoter holding, including Persons Acting in Concert.

Please find enclosed the information in the prescribed format. You are requested to take the same on records.

Thanking you,


Parul A Choksey
Promoter

Encl. as above


CC:


Apcotex Industries Limited
49-53 Mahaveer Centre, Plot no. 77,
Sector 17, Vashi, Navi Mumbai - 400 703

Format for disclosures under Regulation 29(2) of SEBI (Substantial Acquisition of Shares and Takeovers) Regulations, 2011

Name of the Target Company (TC)	Apcotex Industries Limited		
Name(s) of the acquirer and Persons Acting in Concert (PAC) with the acquirer	Shri Abhiraj A Choksey Smt Parul A Choksey (All the existing promoter/promoter group/ PAC remains as PAC)		
Whether the acquirer belongs to Promoter/Promoter group	Yes		
Name of the stock exchange where shares of the TC are listed	BSE (Scrip Code – 523694) National Stock Exchange of India Limited (Scrip Symbol – APCOTEXIND)		
Details of acquisition as follows	Number	% w.r.t. total share/voting capital wherever applicable(*)	% w.r.t. total diluted share/voting capital of the TC (**)
<p>Before the acquisition under consideration, holding of acquirer along with PACs of:</p> <p>a) Shares carrying voting rights b) Shares in the nature of encumbrance (pledge/ lien/ non-disposal undertaking/ others) c) Voting rights (VR) otherwise than by equity shares d) Warrants/convertible securities/any other instrument that entitles the acquirer to receive shares carrying voting rights in the TC (specify holding in each category) e) Total (a+b+c+d)</p>	As per Annexure 1		
<p>Details of acquisition:</p> <p>a) Shares carrying voting rights acquired b) VRs acquired otherwise than by equity shares c) Warrants/convertible securities/any other instrument that entitles the acquirer to receive shares carrying voting rights in the TC (specify holding in each category) acquired d) Shares in the nature of encumbrance (pledge/ lien/non-disposal undertaking/ others) e) Total (a+b+c+/-d)</p>	As per Annexure 2		

After the acquisition, holding of acquirer along with PACs of: <ul style="list-style-type: none"> a) Shares carrying voting rights b) VRs otherwise than by equity shares c) Warrants/convertible securities/any other instrument that entitles the acquirer to receive shares carrying voting rights in the TC (specify holding in each category) after acquisition d) Shares in the nature of encumbrance (pledge/lien/non-disposal undertaking/ others) e) Total (a+b+c+d) 	As per Annexure 3
Mode of acquisition (e.g. open market / public issue / rights issue / preferential allotment / inter-se Transfer/encumbrance, etc.)	Inter-se Transfer of shares amongst promoters through Market Price on Stock Exchange
Salient features of the securities acquired including time till redemption, ratio at which it can be converted into equity shares, etc.	Not Applicable
Date of acquisition of/ date of receipt of intimation of Allotment of shares / VR/ warrants/convertible securities/any other instrument that entitles the acquirer to receive shares in the TC.	18 th March 2020, being the date of transaction executed through market price on the Stock Exchange
Equity share capital / total voting capital of the TC before the said acquisition	Rs.10,36,89,920 (5,18,44,960 equity shares of Rs.2/- each)
Equity share capital/ total voting capital of the TC after the said acquisition	Rs.10,36,89,920 (5,18,44,960 equity shares of Rs.2/- each)
Total diluted share/voting capital of the TC after the said acquisition	Rs.10,36,89,920 (5,18,44,960 equity shares of Rs.2/- each)


Abhiraj A Choksey
Promoter


Parul A Choksey
Promoter

Date: 18th March 2020
Place: Mumbai

Note:

(*) Total share capital/ voting capital to be taken as per the latest filing done by the company to the Stock Exchange under 31(1)(b) of the SEBI (Listing Obligations and Disclosure Requirements) Regulations, 2015.

(**) Diluted share/voting capital means the total number of shares in the TC assuming full conversion of the outstanding convertible securities/warrants into equity shares of the TC.

Annexure – 1 - Details of Shareholding of Promoters/Promoters group and person acting in concert before inter-se transfer

Sr. No.	Name of the Shareholders	No. of shares	% w.r.t total share/voting capital wherever applicable (*)	% w.r.t. total diluted share/voting capital of the TC (**)
1	Atul Choksey	7,871,630	15.18	15.18
2	Parul Atul Choksey	7,279,402	14.04	14.04
3	Abhiraj Choksey	6,737,500	13.00	13.00
4	Devanshi Anant Veer Jalan	5,702,944	11.00	11.00
5	Rita Ashok Parekh	265,950	0.51	0.51
6	Amit Champaklal Choksey	172,275	0.33	0.33
7	Namrata Nihal Doshi	142,690	0.28	0.28
8	Ankita Amit Choksey	135,220	0.26	0.26
9	Priti Amit Choksey	117,835	0.23	0.23
10	Amit Champaklal Choksey HUF	102,850	0.20	0.20
11	Biyash Abhiraj Choksey	90,000	0.17	0.17
12	Girish Champaklal Choksey	44,500	0.09	0.09
13	Abhiraj Atul Choksey HUF	38,217	0.07	0.07
14	Ankur Girish Choksey	34,000	0.07	0.07
15	Prashant Girish Choksey	33,000	0.06	0.06
16	Sunita Girish Choksey	23,000	0.04	0.04
17	Devaki Anand Trivedi	16,000	0.03	0.03
18	Janaki Ashok Parekh	12,000	0.02	0.02
19	Abhiraj Trading And Investment Pvt Ltd	291,170	0.56	0.56
20	Apco Enterprises LLP	186,000	0.36	0.36
21	Bhuvantray Investments And Trading Company Pvt Ltd	249,460	0.48	0.48
22	Aquamarine Trading & Investments Pvt Ltd	247,000	0.48	0.48
23	Gauriputra Investments And Trading Company Pvt Ltd	131,000	0.25	0.25
24	Hmp Minerals Pvt Ltd	48,310	0.09	0.09
25	Forest Hills Trading And Investment P Ltd	21,500	0.04	0.04
26	Haridwar Trading And Investments Pvt Ltd	21,500	0.04	0.04
27	Colortek India Limited	21,893	0.04	0.04
28	Choksey Chemicals Private Ltd	690	0.00	0.00
		30,037,536	57.92	57.92

Note:

(*) Total share capital/ voting capital to be taken as per the latest filing done by the company to the Stock Exchange under 31(1)(b) of the SEBI (Listing Obligations and Disclosure Requirements) Regulations, 2015.

(**) Diluted share/voting capital means the total number of shares in the TC assuming full conversion of the outstanding convertible securities/warrants into equity shares of the TC.

Annexure – 2 - Details of Inter-se transfer / acquisition of Shares / Voting right etc transfer amongst Promoters/Promoters group and person acting in concert

Sr. No.	Name of the Shareholders	No. of shares	% w.r.t total share/voting capital wherever applicable (*)	% w.r.t. total diluted share/voting capital of the TC (**)
1	Atul Choksey			
2	Parul Atul Choksey	93,000	0.18	0.18
3	Abhiraj Choksey	93,000	0.18	0.18
4	Devanshi Anant Veer Jalan			
5	Rita Ashok Parekh			
6	Amit Champaklal Choksey			
7	Namrata Nihal Doshi			
8	Ankita Amit Choksey			
9	Priti Amit Choksey			
10	Amit Champaklal Choksey HUF			
11	Biyash Abhiraj Choksey			
12	Girish Champaklal Choksey			
13	Abhiraj Atul Choksey HUF			
14	Ankur Girish Choksey			
15	Prashant Girish Choksey			
16	Sunita Girish Choksey			
17	Devaki Anand Trivedi			
18	Janaki Ashok Parekh			
19	Abhiraj Trading And Investment Pvt Ltd			
20	Apco Enterprises LLP	(186,000)	(0.36)	(0.36)
21	Bhuvantray Investments And Trading Company Pvt Ltd			
22	Aquamarine Trading & Investments Pvt Ltd			
23	Gauriputra Investments And Trading Company Pvt Ltd			
24	Hmp Minerals Pvt Ltd			
25	Forest Hills Trading And Investment P Ltd			
26	Haridwar Trading And Investments Pvt Ltd			
27	Colortek India Limited			
28	Choksey Chemicals Private Ltd			

Note:

(*) Total share capital/ voting capital to be taken as per the latest filing done by the company to the Stock Exchange under 31(1)(b) of the SEBI (Listing Obligations and Disclosure Requirements) Regulations, 2015.

(**) Diluted share/voting capital means the total number of shares in the TC assuming full conversion of the outstanding convertible securities/warrants into equity shares of the TC.

Annexure – 3 - Details of Shareholding of Promoters/Promoters group and person acting in concert after inter-se transfer

Sr. No.	Name of the Shareholders	No. of shares	% w.r.t total share/voting capital wherever applicable (*)	% w.r.t. total diluted share/voting capital of the TC (**)
1	Atul Choksey	7,871,630	15.18	15.18
2	Parul Atul Choksey	7,372,402	14.22	14.22
3	Abhiraj Choksey	6,830,500	13.18	13.18
4	Devanshi Anant Veer Jalan	5,702,944	11.00	11.00
5	Rita Ashok Parekh	265,950	0.51	0.51
6	Amit Champaklal Choksey	172,275	0.33	0.33
7	Namrata Nihal Doshi	142,690	0.28	0.28
8	Ankita Amit Choksey	135,220	0.26	0.26
9	Priti Amit Choksey	117,835	0.23	0.23
10	Amit Champaklal Choksey HUF	102,850	0.20	0.20
11	Biyash Abhiraj Choksey	90,000	0.17	0.17
12	Girish Champaklal Choksey	44,500	0.09	0.09
13	Abhiraj Atul Choksey HUF	38,217	0.07	0.07
14	Ankur Girish Choksey	34,000	0.07	0.07
15	Prashant Girish Choksey	33,000	0.06	0.06
16	Sunita Girish Choksey	23,000	0.04	0.04
17	Devaki Anand Trivedi	16,000	0.03	0.03
18	Janaki Ashok Parekh	12,000	0.02	0.02
19	Abhiraj Trading And Investment Pvt Ltd	291,170	0.56	0.56
20	Apco Enterprises LLP	Nil	Nil	Nil
21	Bhuvantray Investments And Trading Company Pvt Ltd	249,460	0.48	0.48
22	Aquamarine Trading & Investments Pvt Ltd	247,000	0.48	0.48
23	Gauriputra Investments And Trading Company Pvt Ltd	131,000	0.25	0.25
24	Hmp Minerals Pvt Ltd	48,310	0.09	0.09
25	Forest Hills Trading And Investment P Ltd	21,500	0.04	0.04
26	Haridwar Trading And Investments Pvt Ltd	21,500	0.04	0.04
27	Colortek India Limited	21,893	0.04	0.04
28	Choksey Chemicals Private Ltd	690	0.00	0.00
		30,037,536	57.92	57.92

Note:

(*) Total share capital/ voting capital to be taken as per the latest filing done by the company to the Stock Exchange under 31(1)(b) of the SEBI (Listing Obligations and Disclosure Requirements) Regulations, 2015.

(**) Diluted share/voting capital means the total number of shares in the TC assuming full conversion of the outstanding convertible securities/warrants into equity shares of the TC.