

# JOVIAL INVESTMENT AND TRADING COMPANY PRIVATE LIMITED

Reg. Off: 612, Raheja Chambers, Nariman Point, Mumbai – 400021

Contact Details: 022-22851656, 22851159, Fax: 22851657

CIN: U65990MH2010PTC202490

Date: 13<sup>th</sup> September, 2019

To,  
Securities and Exchange Board of India  
SEBI Bhavan, Plot No. C4-A, G Block,  
BandraKurla Complex, Bandra (East)  
Mumbai -400051

**Sub: Disclosure under Regulation 10 (7) of SEBI (Substantial Acquisition of Shares and Takeover) Regulations, 2011.**

Dear Sir,

Please find enclosed Report under Regulation 10(7) of SEBI (Substantial Acquisition of Shares and Takeover) Regulations, 2011, in respect inter-se transfer between the promoter's group i.e from Smt. Kamleshdevi Taparia to Jovial Investment and Trading Company Private Limited. The said inter-se transfer fall under Regulation 10(1) (a) of SEBI (Substantial Acquisition of Share and Takeover) Regulations, 2011.

Enclosed please find Bankers Cheque bearing no. 276970 dated 11<sup>th</sup> September, 2019, issued in favour of the Securities and Exchange Board of India, by HDFC Bank for Rs. 1,50,000/- (Rupees One Lakh Fifty Thousand Only) towards fees as prescribed in Regulation 10(7).

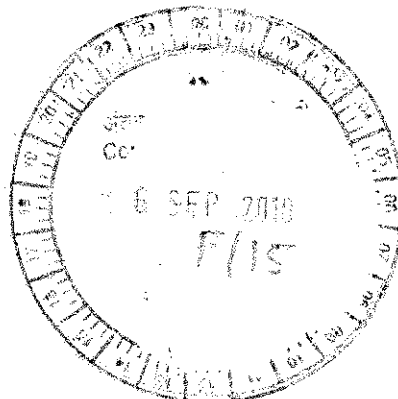
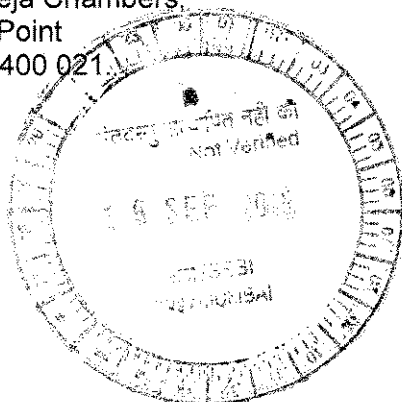
Kindly take the above on records and acknowledge.

For Jovial Investment and Trading Company Private Limited



(M P Taparia)  
Director  
CC To,

1. National Stock Exchange of India Ltd.,  
Exchange Plaza, 5<sup>th</sup> floor,  
Plot No. C/1, G. Block,  
Bandra-Kurla Complex,  
Bandra (East),  
MUMBAI – 400051
2. BSE Limited.  
Market-Operation Dept.,  
1<sup>st</sup> Floor, New Trading Ring,  
Rotunda Bldg., P.J. Towers,  
Dalal Street,  
Fort, MUMBAI 400023
3. Shri R.J.Saboo  
AVP(Corporate Affairs) &  
Company Secretary  
The Supreme Industries Limited  
612, Raheja Chambers,  
Nariman Point  
Mumbai- 400 021.



## JOVIAL INVESTMENT AND TRADING COMPANY PRIVATE LIMITED

Reg. Off: 612, Raheja Chambers, Nariman Point, Mumbai – 400021

Contact Details: 022-22851656, 22851159, Fax: 22851657

CIN: U65990MH2010PTC202490

Format under Regulation 10(7) – Report to SEBI in respect of any acquisition made in reliance upon exemption provided for in regulation 10(1) (a) (ii) of SEBI (Substantial Acquisition of Shares and Takeovers) Regulations, 2011

<b>1</b>	<b>General Details</b>	
a.	Name, address, telephone no., e-mail of acquirer (s) {In case there are multiple acquirers, provide full contact details of any one acquirer (the correspondent acquirer) with whom SEBI shall correspond.}	Name: Jovial Investment and Trading Company Private Limited  Address: 612, Raheja Chambers, Nariman Point, Mumbai – 400 021.  Tel.No: 022-22851656/22851159/22851160 Email: investor@supreme.co.in
b.	Whether sender is the acquirer (Y/N)	Yes
c.	If not, whether the sender is duly authorized by the acquirer to act on his behalf in this regard (enclose copy of such authorization)	NA
d.	Name, address, Tel no. and e-mail of sender, if sender is not the acquirer	NA
<b>2</b>	<b>Compliance of Regulation 10(7)</b>	
a.	Date of report	13 <sup>th</sup> September, 2019
b.	Whether report has been submitted to SEBI within 21 working days from the date of the acquisition	Yes
c.	Whether the report is accompanied with fees as required under Regulation 10(7)	Yes, Rs. 1,50,000 paid by Bankers Cheque No. 276970 dated 11 <sup>th</sup> September, 2019, issued by HDFC BANK in favour of SEBI
<b>3</b>	<b>Compliance of Regulation 10(5)</b>	
a.	Whether the report has been filed with the Stock Exchanges where the shares of the Company are	Yes  Copy of the same is attached as <b>Annexure -1</b>


		listed atleast 4 working days before the date of the proposed acquisition.				
	b.	Date of Report	28 <sup>th</sup> August, 2019			
4	<b>Compliance of Regulation 10(6)</b>					
	a.	Whether the report has been filed with the Stock Exchanges where the shares of the Company are listed within 4 working days of the acquisition.	Yes  Copy of the same is attached as <b>Annexure -2</b>			
	b.	Date of Report	7 <sup>th</sup> September, 2019			
5	<b>Details of the Target Company</b>					
	a.	Name & address of TC	The Supreme Industries Limited			
	b.	Name of the Stock Exchange(s) where the shares of the TC are listed	BSE Limited  National Stock Exchange of India Limited			
6	<b>Details of the acquisition</b>					
	a.	Date of acquisition	6 <sup>th</sup> September, 2019.			
	b.	Acquisition price per share (in Rs.)	Rs 1095.84 per Share			
	c.	Regulation which would have been triggered off, had the report not been filed under Regulation 10(7). (whether Regulation 3(1),3(2), 4 or 5)	3(2)			
	d.	Shareholding of acquirer(s) and PAC individually in TC (in terms of no. & as a percentage of the total share/voting capital of the TC)(*)	Before the acquisition		After the acquisition	
			No. of Shares	% w.r.t total share capital of TC (*)	No. of Shares	% w.r.t total share capital of TC
		Name(s) of the acquirer(s) (**)				
		Jovial Investment and Trading Company Private Limited	As per <b>Annexure -3</b>			
	e.	Shareholding of seller/s in TC (in terms of no. & as a percentage of the total share/voting capital of the TC)	Before the acquisition		After the acquisition	
			No. of Shares	% w.r.t total share capital of TC	No. of Shares	% w.r.t total share capital of TC

	Name(s) of the seller(s) (**)					
	Smt. Kamleshdevi Taparia	347830	0.27	302830	0.24	
<b>7</b>	<b>Information specific to the exemption category to which the instant acquisition belongs - Regulation 10(1)(a)(ii)</b>					
a.	Provide the names of the seller(s)	Smt. Kamleshdevi Taparia				
b.	Specify the relationship between the acquirer(s) and the seller(s).	The Acquirer and the Seller are the Promoters of The Supreme Industries Limited				
c.	Shareholding of the acquirer and the seller/s in the TC during the three years prior to the proposed acquisition	Year - 1	Year -2	Year-3		
		Acquirer(s) (*)	19912082	19912082	19912082	
		Sellers(s)(*)	347830	347830	347830	
d.	Confirm that the acquirer(s) and the seller/s have been named promoters in the shareholding pattern filed by the target company in terms of the listing agreement or the Takeover Regulations. Provide copies of such filings under the listing agreement or the Takeover Regulations.	<p>Yes, we confirm that acquirer and the seller have been named promoters in the shareholding pattern filed by The Supreme Industries Limited ( Target Company )in terms of the listing agreement or the Takeover Regulations</p> <p>Copy of Shareholding pattern as on 31<sup>st</sup> March, 2019, 31<sup>st</sup> March, 2018 and 31<sup>st</sup> March, 2017 are attached herewith as <b>Annexure -4</b></p>				
e.	If shares of the TC are frequently traded, volume-weighted average market price (VWAP) of such shares for a period of sixty trading days preceding the date of issuance of notice regarding the proposed acquisition to the stock exchanges where the TC is listed.	Rs. 1084.05 at NSE				
f.	If shares of the TC are infrequently traded, the price of such shares as determined in terms of clause (e) of sub-regulation (2) of regulation 8.	NA				
g.	Confirm whether the acquisition price per share is not higher by more than	Yes, we confirm that the acquisition price per share is not higher by more than twenty-five percent of the price as calculated in (e) or (f) above as applicable				

		twenty-five percent of the price as calculated in (e) or (f) above as applicable	
	h.	Date of issuance of notice regarding the proposed acquisition to the stock exchanges where the TC is listed	28 <sup>th</sup> August, 2019
	i.	Whether the acquirers as well as sellers have complied with the provisions of Chapter V of the Takeover Regulations (corresponding provisions of the repealed Takeover Regulations 1997) (Y/N). If yes, specify applicable regulation/s as well as date on which the requisite disclosures were made along with the copies of the same.	The Acquirer is already holding more than 5% of the Equity Capital of the Target Company and the present acquisition is only 0.0354% of the Equity of the Target Company. The shareholding of the seller will be 0.24% of the Target Company. Hence the disclosure provisions of Chapter V are not applicable.
	j.	Declaration by the acquirer that all the conditions specified under regulation 10(1) (a)(ii) with respect to exemptions has been duly complied with.	We hereby confirm that the all conditions specified under regulation 10(1) (a)(ii) with respect to exemptions has been duly complied with.

I/We hereby declare that the information provided in the instant report is true and nothing has been concealed there from.

For Jovial Investment and Trading Company Private Limited

  
(M P Taparia)  
Director

Place: Mumbai

Date: 13<sup>th</sup> September, 2019

(\*) In case, percentage of shareholding to the total capital is different from percentage of voting rights, indicate percentage of shareholding and voting rights separately

(\*\*) Shareholding of each entity shall be shown separately as well as collectively.

MAIL TO

SECURITIES & EXCHANGE BOARD OF INDIA

BY ORDER OF

MISCELLANEOUS CLIENTS - MUMBAI  
FORT BRANCH

We enclose a Demand Draft #276970 dated: 11/09/2019 for Rs. \*\*\*\*1,50,000.00

As per the payment details and reference given below

JOVIAL INVESTMENT AND TRADING CO  
PVT LTD  
00600310029065

Client Ref No:

भारतीय स्टॉक एक्सचेंज लि.

PAY INSTEAD DRAFT

VALID FOR THREE MONTHS FROM THE DATE OF ISSUE

1 1 0 9 2 0 1 9

Ac Payee  
Not Negotiable

SECURITIES & EXCHANGE BOARD OF INDIA

ON DEMAND PAY

RUPEES ONE LAKH FIFTY THOUSAND ONLY \*\*

OR ORDER

₹

\*\*\*\*1,50,000.00

FOR HDFC BANK LTD.

PURCHASER

JOVIAL INVESTMENT AND TRADING

*Signature*  
*Signature*

B24811

B6557

Payable at Par at all Clearing Branches

of HDFC Bank Ltd. in India.

Centralised Clearing :Mumbai

DRAWEE BRANCH

276970

ISSUING BRANCH

AUTHORISED SIGNATORIES

Please sign above

⑈ 276970⑈ 000240000⑈ 999998⑈ 16

BANK DATA FORMS CTS 2010 7/19

**JOVIAL INVESTMENT AND TRADING COMPANY PRIVATE LIMITED**

Reg. Off: 612, Raheja Chambers, Nariman Point, Mumbai – 400021

Contact Details: 022-22851656, 22851159, Fax: 22851657

CIN: U65990MH2010PTC202490

Date: 27<sup>th</sup> August, 2019

To,  
National Stock Exchange of India Ltd.,  
Exchange Plaza, 5<sup>th</sup> floor,  
Plot No. C/1, G. Block,  
Bandra-Kurla Complex,  
Bandra (East),  
MUMBAI – 400051

BSE Limited.  
Market-Operation Dept.,  
1<sup>st</sup> Floor, New Trading Ring,  
Rotunda Bldg., P.J. Towers,  
Dalal Street,  
Fort, MUMBAI 400023

**SUB: Submission of Disclosures required u/r 10(5) of SAST Regulations, 2011.**

Dear Sir(s),

We, Member of Promoter Group of The Supreme Industries Limited, hereby submit Disclosures as required under Regulation 10(5) of SAST Regulations, 2011, for acquisition of 45,000 shares from Smt. Kamleshdevi Taparia ( member of promoter group).

Kindly take the same on your records and acknowledge the receipt of the same.

Thanking You

Yours Faithfully  
For Jovial Investment and Trading Company Private Limited



(M P Taparia)  
Director

CC,  
Shri R.J. Saboo  
AVP (Corporate Affairs) &  
Company Secretary  
The Supreme Industries Limited.  
612, Raheja Chambers,  
Nariman Point,  
Mumbai – 400 021.

**JOVIAL INVESTMENT AND TRADING COMPANY PRIVATE LIMITED**

Reg. Off: 612, Raheja Chambers, Nariman Point, Mumbai – 400021

Contact Details: 022-22851656, 22851159, Fax: 22851657

CIN: U65990MH2010PTC202490

Format for Disclosures under Regulation 10(5)- Intimation to Stock Exchanges in respect of acquisition under Regulation 10(1)(a) of SEBI (Substantial Acquisition of Shares and Takeovers)

Regulations, 2011

1.	Name of the Target Company (TC)	The Supreme Industries Limited BSE Security Code: 509930 NSE Security Code: SUPREMEIND
2.	Name of the acquirer(s)	Jovial Investment and Trading Company Private Limited
3.	Details of the proposed acquisition	
	a. Name of the person(s) from whom shares are to be acquired	Smt. Kamleshdevi Taparia
	b. Proposed date of acquisition	6 <sup>TH</sup> September 2019
	c. Number of Shares to be acquired from each person mentioned in 4(a) above	45,000 Equity Shares
	d. Total Shares to be acquires as % of share capital	0.0354%
	e. Price at which share are proposed to be acquired.	Market Price.
	f. Rational, if any, for the proposed transfer.	Inter-se Transfer amongst promoters group with consideration.
5.	Relevant sub-clause of regulation 10(1)(a) under which the acquire is exempted from making open offer.	Regulation 10(1) (a) ii of SEBI (SATR) Regulations, 2011.
6.	If, frequently traded, volume weighted average market price for a period of 60 trading days preceding the date of issuance of this notice as traded on the stock exchange where the maximum volume of trading in the shares of the TC are recorded during such period	Rs. 1084.05 at NSE
7.	If in-frequently traded, the price as determined in terms of clause (e) of subregulation (2) of regulation 8.	NA
8.	Declaration by the acquirer, that the acquisition price would not be higher by more than 25% of the price computed in point 6 or point 7 as applicable.	Yes



9	Declaration by the acquirer, that the transferor and transferee have complied / will comply with applicable disclosure requirements in Chapter V of the Takeover Regulation, 2011 (corresponding provision of the repealed Takeover Regulations 1997)	Yes			
10	Shareholding details	Before the proposed transaction		After the proposed transaction	
		No. of Shares / voting rights	% w.r.t. total share capital of TC	No. of shares/ voting rights	% w.r.t. total share capital of TC
	a. Acquirer(s) and PACs (other Sellers) *	20994391	16.53	21039391	16.56
	b. Seller(s) *	347830	0.27	302830	0.24


\* Shareholding of each entity may be shown separately and then collectively in the group.

We hereby declare that the acquisition price would not be higher than 25% of the price computed for the period of 60 trading days preceding the date of issuance of this notice as traded on stock exchange where the maximum value of trading in shares of target company are recorded in such period.

We hereby also declare that all the provisions of Chapter V of the SEBI (Substantial Acquisition of Shares and Takeover) Regulations, 2011 shall be complied with.

We hereby also declare that all the conditions as specified under Regulation 10(1)(a) of SEBI (Substantial Acquisition of Shares and Takeover) Regulations, 2011 has been duly complied with

Yours Faithfully  
For Jovial Investment and Trading Company Private Limited

  
(M P Taparia)

Director  
Date: 27th August, 2019

Place: Mumbai

**THE SUPREME INDUSTRIES LIMITED**  
**MUMBAI 400 021.**

**LIST OF PROMOTER/PROMOTER GROUP WITH DETAILS OF HOLDING AS ON 27TH AUGUST, 2019**

SR. NO.	NAME OF HOLDER	Holding as on 27th August, 2019		Prior to Interse Transaction as on 6th September, 2019		Interse Transaction on 6th September, 2019		Holding after Interse Transaction as on 6th September, 2019	
		No of Equity Shares	% of Equity Shares	No of Equity Shares	% of Equity Shares	No of Equity Shares	% of Equity Shares	No of Equity Shares	% of Equity Shares
1	VENKTESH INVESTMENT & TRADING CO. (P) LTD.,	19693081	15.50	19693081	15.50	-	-	19693081	15.50
2	JOVIAL INVESTMENT & TRADING CO. (P) LTD	19912082	15.68	19912082	15.68	(+) 45000	(+) 0.035	19957082	15.71
3	BOON INVESTMENT & TRADING CO. (P) LTD	20206592	15.91	20206592	15.91	-	-	20206592	15.91
4	SURAJ PACKAGING PRIVATE LIMITED	6300	0.00	6300	0.00	-	-	6300	0.00
5	PLATINUM PLASTIC AND INDUSTRIES PRIVATE LIMITED	49100	0.04	49100	0.04	-	-	49100	0.04
6	SPACE AGE CHEMPLAST PVT LTD	30000	0.02	30000	0.02	-	-	30000	0.02
7	SHIVRATAN JEETMAL TAPARIA	703816	0.55	703816	0.55	-	-	703816	0.55
8	MAHAVEERPRASAD S. TAPARIA	749186	0.59	749186	0.59	-	-	749186	0.59
9	VIJAYKUMAR BAJRANGLAL TAPARIA	344890	0.27	344890	0.27	-	-	344890	0.27
10	BAJRANGLAL SURAJMAL TAPARIA	317398	0.25	317398	0.25	-	-	317398	0.25
11	VIVEK KUMAR TAPARIA	262230	0.21	262230	0.21	-	-	262230	0.21
12	KAMLESHDEVI M. TAPARIA	347830	0.27	347830	0.27	(-) 45000	(-) 0.035	302830	0.24
13	KUSUMDEVI S. TAPARIA	98690	0.08	98690	0.08	-	-	98690	0.08
14	PRIYANKADEVI TAPARIA	141500	0.11	141500	0.11	-	-	141500	0.11
15	VIREN VIVEK TAPARIA	200050	0.16	200050	0.16	-	-	200050	0.16
16	ANIKA VIVEKKUMAR TAPARIA	20000	0.02	20000	0.02	-	-	20000	0.02
17	AKSHAY VIVEKKUMAR TAPARIA	50000	0.04	50000	0.04	-	-	50000	0.04
	<b>Total</b>	<b>63132745</b>	<b>49.70</b>	<b>63132745</b>	<b>49.70</b>	<b>(+) 45000</b> <b>(-) 45000</b>	<b>(+) 0.035</b> <b>(-) 0.035</b>	<b>63132745</b>	<b>49.70</b>



Gmail

in:sent

Compose

Inbox 112

Starred

Snoozed

Sent

Drafts 1

More

MP +

### Submission of Disclosure under regulation 10(5) of SAST Raulations, 2011

**MP Taparia** <mdofficesupreme@gmail.com>  
to corp.relations, takeover

Aug 28, 2019, 6:00 PM

Dear Sir(s)

Please find enclosed Disclosures as required under Regulation 10(5) of SAST Regulations, 2011, for acquisition of 45,000 shares from Smt. Kamleshdevi Taparia ( member of promoter group).

Kindly take the same on your records and acknowledge the receipt of the sam

Thanking You

Yours Faithfully

For Jovial Investment and Trading Company Private Limited

(M P Taparia)

Director

Find someone

**JOVIAL INVESTMENT AND TRADING COMPANY PRIVATE LIMITED**

Reg. Off: 612, Raheja Chambers, Nariman Point, Mumbai – 400021

Contact Details: 022-22851656, 22851159, Fax: 22851657

CIN: U65990MH2010PTC202490

Date: 7<sup>th</sup> September, 2019

National Stock Exchange of India Ltd.,  
Exchange Plaza, 5<sup>th</sup> floor,  
Plot No. C/1, G. Block,  
Bandra-Kurla Complex,  
Bandra (East),  
MUMBAI – 400051

BSE Limited.  
Market-Operation Dept.,  
1<sup>st</sup> Floor, New Trading Ring,  
Rotunda Bldg., P.J. Towers,  
Dalal Street,  
Fort, MUMBAI 400023


**SUB: Disclosure under Regulation 10 (6) of SEBI (Substantial Acquisition of Share and Takeover) Regulation, 2011.**

Dear Sir,

In terms of disclosure under Regulation 10 (6) SEBI (Substantial Acquisition of Share and Takeover) Regulations, 2011, I, Mahavirprasad Taparua, Director of Jovial Investment and Trading Company Private Limited (The Company) having Reg. Off. at 612, Raheja Chambers, Nariman Point- Mumbai 400 021, hereby submit the disclosure with regard to acquisition of Equity shares of the Company at market price, for your information and record.

Thanking You

Yours Faithfully  
For Jovial Investment and Trading Company Private Limited



(M P Taparua)  
Director

CC:- Shri R.J.Saboo  
AVP(Corporate Affairs) &  
Company Secretary  
612, Raheja Chambers,  
Nariman Point,  
Mumbai – 400 021.

## JOVIAL INVESTMENT AND TRADING COMPANY PRIVATE LIMITED

Reg. Off: 612, Raheja Chambers, Nariman Point, Mumbai – 400021

Contact Details: 022-22851656, 22851159, Fax: 22851657

CIN: U65990MH2010PTC202490

Format for Disclosures under Regulation 10(6) –Report to Stock Exchanges in respect of any acquisition made in reliance upon exemption provided for in Regulation 10 of SEBI (Substantial Acquisition of Shares and Takeovers) Regulations, 2011


1.	Name of the Target Company (TC)	The Supreme Industries Limited  BSE Security Code: 509930 NSE Security Code: SUPREMEIND	
2	Name of the acquire(s)	Jovial Investment and Trading Company Private Limited	
3	Name of the stock exchange where shares of the TC are listed	BSE Limited National Stock Exchange of India Limited.	
4	Details of the transaction including rationale, if any, for the transfer/ acquisition of shares.	Inter-se Transfer of 45000 Equity Shares from Smt. Kamleshdevi Taparia (member of promoter group) to Jovial Investment and Trading Company Private Limited (member of promoter group) with consideration.	
5	Relevant regulation under which the acquirer is exempted from making open offer.	Regulation 10 (1) (a) ii of SEBI (SAST) Regulation, 2011.	
6	Whether disclosure of proposed acquisition was required to be made under regulation 10 (5) and if so,	The disclosure of proposed acquisition was required to be made under regulation 10(5).	
	- whether disclosure was made and whether it was made within the timeline specified under the regulations.	Yes, declaration under Regulation 10(5) was made within stipulated time specified under the SEBI (SATR) Regulation.	
	- date of filing with the stock exchange.	28 <sup>th</sup> August, 2019	
7	Details of acquisition	Disclosures required to be made under regulation 10(5)	Whether the disclosures under regulation 10(5) are actually made
	a. Name of the transferor / seller	Smt. Kamleshdevi Taparia	Yes
	b. Date of acquisition	6 <sup>th</sup> September, 2019	
	c. Number of shares / voting rights in respect of the acquisitions from each person mentioned in 7(a) above.	45,000 Equity Shares (0.0354 %)	
	d. Total shares proposed to be acquired / actually acquired as a % of diluted share capital of TC	45,000 Equity Shares (0.0354 %)	

	e.	Price at which shares are proposed to be acquired / actually acquired.	1095.84 Per Equity Shares.			
8	Shareholding details		Pre –Transaction		Post- Transaction	
			No. of shares held	% w.r.t. total share capital of TC	No. of shares held	% w.r.t. total share capital of TC
	a.	Each Acquirer / Transferee (*)				
		Jovial Investment and Trading Company Private Limited.	19912082	15.68	19957082	15.71
	b.	Each seller / Transferor				
		Smt. Kamleshdevi Taparia	347830	0.27	302830	0.24

Note:

- (\*) Shareholding of each entity shall be shown separately and then collectively in a group.
- The above disclosure shall be signed by the acquirer mentioning date and placed. In case, there is more than one acquirer, the report shall be signed either by all the persons or by a person duly authorized to do so on behalf of all the acquirer

Yours Faithfully  
For Jovial Investment and Trading Company Private Limited

  
(M P Taparia)  
Director

Date: 7<sup>th</sup> September, 2019

Place: Mumbai

Gmail

in:sent

Compose

Inbox 112

Starred

Snoozed

Sent

Drafts 1

More

MP +



1 of 11

### Disclosure under Regulation 10(6) of SEBI ( Substantial Acquisition of Shares and Takeover) Regulations, 2011.

**MP Taparia** <mdofficesupreme@gmail.com>  
to corp.relations, takeover

Sat, Sep 7, 3:36 PM (9 days ago)

Dear Sir(s)

Please find enclosed Disclosures as required under Regulation 10(6) of SEBI ( Substantial Acquisition of Shares and Takeover) Regulations, 2011.

Kindly take the same on your records and acknowledge the receipt of the same

Thanking You

Yours Faithfully

For Jovial Investment and Trading Company Private Limited

(MP Taparia)

Director

Find someone

Type here to search

**Annexure-3**

Shareholding of acquirer(s) and PAC individually in TC(in terms of no.& as a percentage of the total share/voting capital of the TC)

Sr.No	Name of Acquirer and PAC	Before Acquisition		Details of acquisition /sale		After Acquisition	
		No. of Shares	% w.r.t total share capital of TC (*)	No. of Shares	% w.r.t total share capital of TC (*)	No. of Shares	% w.r.t total share capital of TC
1	Jovial Investment and Trading Company Private Limited – <b>Acquirer</b>	19912082	15.68	(+) 45000	(+)0.035	19957082	15.71
2	MahavirprasadTaparia	749186	0.59	-	-	749186	0.59
3	KamleshdeviTaparia– <b>Seller</b>	347830	0.27	(-) 45000	(-)0.035	302830	0.24
4	BajranglalTaparia	317398	0.25	-	-	317398	0.25
5	Mrs. BhagawatiMohta	125	0.00	-	-	125	0.00
6	Mrs. Sumitra Sarda	15160	0.01	-	-	15160	0.01
7	Mrs. Anita Mohta	440	0.00	-	-	440	0.00
<b>Total</b>		<b>21342221</b>	<b>16.80</b>			<b>21342221</b>	<b>16.80</b>



## Shareholding Pattern as on 31.3.19

General information about company	
Scrip code	509930
NSE Symbol	SUPREMEIND
MSEI Symbol	
ISIN	INE195A01028
Name of the company	The Supreme Industries Limited
Whether company is SME	No
Class of Security	Equity Shares
Type of report	Quarterly
Quarter Ended / Half year ended/Date of Report (For Prelisting / Allotment)	31-03-2019
Date of allotment / extinguishment (in case Capital Restructuring selected) / Listing Date	
Shareholding pattern filed under	Regulation 31 (1) (b)

Declaration					
Sr. No.	Particular	Yes/No	Promoter and Promoter Group	Public shareholder	Non Promoter- Non Public
1	Whether the Listed Entity has issued any partly paid up shares?	No	No	No	No
2	Whether the Listed Entity has issued any Convertible Securities ?	No	No	No	No
3	Whether the Listed Entity has issued any Warrants ?	No	No	No	No
4	Whether the Listed Entity has any shares against which depository receipts are issued?	No	No	No	No
5	Whether the Listed Entity has any shares in locked-in?	No	No	No	No
6	Whether any shares held by promoters are pledge or otherwise encumbered?	No	No		
7	Whether company has equity shares with differential voting rights?	No	No	No	No

Table I - Summary Statement holding of specified securities											
Category (I)	Category of shareholder (II)	Nos. Of shareholders (III)	No. of fully paid up equity shares held (IV)	No. Of Partly paid-up equity shares held (V)	No. Of shares underlying Depository Receipts (VI)	Total nos. shares held (VII) = (IV)+(V)+(VI)	Shareholding as a % of total no. of shares (calculated as per SCRR, 1957) (VIII) As a % of (A+B+C2)	Number of Voting Rights held in each class of securities (IX)			
								No of Voting (XIV) Rights			Total as a % of (A+B+C)
								Class eg: X	Class eg: y	Total	
(A)	Promoter & Promoter Group	17	63132745			63132745	49.7	63132745		63132745	49.7
(B)	Public	38989	63894125			63894125	50.3	63894125		63894125	50.3
(C)	Non Promoter-Non Public										
(C1)	Shares underlying DRs										
(C2)	Shares held by Employee Trusts										
	Total	39006	127026870			127026870	100	127026870		127026870	100

Table I - Summary Statement holding of specified securities										
Category (I)	Category of shareholder (II)	No. Of Shares Underlying Outstanding convertible securities (X)	No. of Shares Underlying Outstanding Warrants (Xi)	No. Of Shares Underlying Outstanding convertible securities and No. Of Warrants (Xi) (a)	Shareholding , as a % assuming full conversion of convertible securities ( as a percentage of diluted share capital) (XI)= (VII)+(X) As a % of (A+B+C2)	Number of Locked in shares (XII)		Number of Shares pledged or otherwise encumbered (XIII)		Number of equity shares held in dematerialized form (XIV)
						No. (a)	As a % of total Shares held (b)	No. (a)	As a % of total Shares held (b)	
(A)	Promoter & Promoter Group				49.7					63132745
(B)	Public				50.3					62330695
(C)	Non Promoter-Non Public									
(C1)	Shares underlying DRs									
(C2)	Shares held by Employee Trusts									
	Total				100					125463440

Table II - Statement showing shareholding pattern of the Promoter and Promoter Group

Sr.	Category & Name of the Shareholders (I)	Nos. Of shareholders (III)	No. of fully paid up equity shares held (IV)	No. Of Partly paid-up equity shares held (V)	No. Of shares underlying Depository Receipts (VI)	Total nos. shares held (VII) = (IV)+(V)+(VI)	Shareholding as a % of total no. of shares (calculated as per SCRR, 1957) (VIII) As a % of (A+B+C2)	Number of Voting Rights held in each class of securities (IX)			Total as a % of Total Voting rights
								No of Voting (XIV) Rights	Class eg: X	Class eg:y	
A	Table II - Statement showing shareholding pattern of the Promoter and Promoter Group										
(1)	Indian										
(a)	Individuals/Hindu undivided Family	11	3235590			3235590	2.55	3235590		3235590	2.55
(d)	Any Other (specify)	6	59897155			59897155	47.15	59897155		59897155	47.15
Sub-Total (A)(1)		17	63132745			63132745	49.7	63132745		63132745	49.7
(2)	Foreign										
Total Shareholding of Promoter and Promoter Group (A)= (A)(1)+(A)(2)		17	63132745			63132745	49.7	63132745		63132745	49.7
B	Table III - Statement showing shareholding pattern of the Public shareholder										
(1)	Institutions										
(a)	Mutual Funds	62	15509369			15509369	12.21	15509369		15509369	12.21
(c)	Alternate Investment Funds	7	1292611			1292611	1.02	1292611		1292611	1.02
(e)	Foreign Portfolio Investors	102	10746596			10746596	8.46	10746596		10746596	8.46
(f)	Financial Institutions/ Banks	13	62135			62135	0.05	62135		62135	0.05
(i)	Any Other (specify)	24	10738051			10738051	8.45	10738051		10738051	8.45
Sub-Total (B)(1)		208	38348762			38348762	30.19	38348762		38348762	30.19
(3)	Non-institutions										
(a(i))	Individuals - i. Individual shareholders holding nominal share capital up to Rs. 2 lakhs.	36533	18299825			18299825	14.41	18299825		18299825	14.41
(a(ii))	Individuals - ii. Individual shareholders holding nominal share capital in excess of Rs. 2 lakhs.	17	2611278			2611278	2.06	2611278		2611278	2.06
(b)	NBFCs registered with RBI	3	4660			4660	0	4660		4660	0
(e)	Any Other (specify)	2228	4629600			4629600	3.64	4629600		4629600	3.64
Sub-Total (B)(3)		38781	25545363			25545363	20.11	25545363		25545363	20.11
Total Public Shareholding (B)=(B)(1)+(B)(2)+(B)(3)		38989	63894125			63894125	50.3	63894125		63894125	50.3

C											
Table IV - Statement showing shareholding pattern of the Non Promoter- Non Public shareholder											
Total (A+B+C2)		39006	127026870			127026870	100	127026870		127026870	100
Total (A+B+C)		39006	127026870			127026870	100	127026870		127026870	100

Table II - Statement showing shareholding pattern of the Promoter and Promoter Group									
Sr.	No. Of Shares Underlying Outstanding convertible securities (X)	No. of Shares Underlying Outstanding Warrants (Xi)	No. Of Shares Underlying Outstanding convertible securities and No. Of Warrants (Xi) (a)	Shareholding , as a % assuming full conversion of convertible securities ( as a percentage of diluted share capital) (XI)= (VII)+(X) As a % of (A+B+C2)	Number of Locked in shares (XII)		Number of Shares pledged or otherwise encumbered (XIII)		Number of equity shares held in dematerialized form (XIV)
					No. (a)	As a % of total Shares held (b)	No. (a)	As a % of total Shares held (b)	
A	Table II - Statement showing shareholding pattern of the Promoter and Promoter Group								
(1)	Indian								
(a)				2.55					3235590
(d)				47.15					59897155
Sub-Total (A) (1)				49.7					63132745
(2)	Foreign								
Total Shareholding of Promoter and Promoter Group (A)=(A) (1)+(A)(2)				49.7					63132745
B	Table III - Statement showing shareholding pattern of the Public shareholder								
(1)	Institutions								
(a)				12.21					15509369
(c)				1.02					1292611
(e)				8.46					10746596
(f)				0.05					59370
(i)				8.45					10738051
Sub-Total (B) (1)				30.19					38345997
(3)	Non-institutions								
(a(i))				14.41					16831130
(a(ii))				2.06					2611278
(b)				0					4660
(e)				3.64					4537630
Sub-Total (B) (3)				20.11					23984698
Total Public Shareholding (B)=(B)(1)+(B) (2)+(B)(3)				50.3					62330695
C	Table IV - Statement showing shareholding pattern of the Non Promoter- Non Public shareholder								
Total (A+B+C2)				100					125463440
Total (A+B+C)				100					125463440

Individuals/Hindu undivided Family							
Serial No.	1	2	3	4	5	6	7
Name of the Shareholders (I)	MAHAVEER PRASAD TAPARIA	VIJAY KUMAR TAPARJA	SHIVRATAN TAPARIA	KUSUMDEVI TAPARIA	SHRI BAJRANGLAL TAPARIA	PRIYANKA DEVI TAPARIA	KAMLESHDEVI TAPARIA
PAN (II)	AABPT0643D	AABPT0907A	AABPT1365L	AABPT1366K	AACPT9940J	AAFPP5079H	AAIPT2224M
No. of fully paid up equity shares held (IV)	749186	344890	703816	98690	317398	141500	347830
No. Of Partly paid-up equity shares held (V)							
No. Of shares underlying Depository Receipts (VI)							
Total nos. shares held (VII) = (IV)+ (V)+ (VI)	749186	344890	703816	98690	317398	141500	347830
Shareholding as a % of total no. of shares (calculated as per SCRR, 1957) (VIII) As a % of (A+B+C2)	0.59	0.27	0.55	0.08	0.25	0.11	0.27
Number of Voting Rights held in each class of securities (IX)							
Class eg.X	749186	344890	703816	98690	317398	141500	347830
Class eg.y							
Total	749186	344890	703816	98690	317398	141500	347830
Total as a % of Total Voting rights	0.59	0.27	0.55	0.08	0.25	0.11	0.27
No. Of Shares Underlying Outstanding convertible securities (X)							
No. of Shares Underlying Outstanding Warrants (Xi)							
No. Of Shares Underlying Outstanding convertible securities and No. Of Warrants (Xi) (a)							
Shareholding , as a % assuming full conversion of convertible securities (as a percentage of diluted share capital) (XI)= (VII)+(Xi)(a) As a % of (A+B+C2)	0.59	0.27	0.55	0.08	0.25	0.11	0.27
Number of Locked in shares (XII)							
No. (a)							
As a % of total Shares held (b)							
Number of Shares pledged or otherwise encumbered (XIII)							
No. (a)							





Individuals/Hindu undivided Family					
Searial No.	8	9	10	11	
Name of the Shareholders (I)	VIVEK KUMAR TAPARIA	VIREN VIVEK TAPARIA	ANIKA VIVEKKUMAR TAPARIA	AKSHAY VIVEKKUMAR TAPARIA	Click here to go back
PAN (II)	AAIPT6549F	ALHPT3799H	AUAPT1407G	AZYPY3957A	Total
No. of fully paid up equity shares held (IV)	262230	200050	20000	50000	3235590
No. Of Partly paid-up equity shares held (V)					
No. Of shares underlying Depository Receipts (VI)					
Total nos. shares held (VII) = (IV)+ (V)+ (VI)	262230	200050	20000	50000	3235590
Shareholding as a % of total no. of shares (calculated as per SCRR, 1957) (VIII) As a % of (A+B+C2)	0.21	0.16	0.02	0.04	2.55
Number of Voting Rights held in each class of securities (IX)					
Class eg.X	262230	200050	20000	50000	3235590
Class eg.y					
Total	262230	200050	20000	50000	3235590
Total as a % of Total Voting rights	0.21	0.16	0.02	0.04	2.55
No. Of Shares Underlying Outstanding convertible securities (X)					
No. of Shares Underlying Outstanding Warrants (Xi)					
No. Of Shares Underlying Outstanding convertible securities and No. Of Warrants (Xi) (a)					
Shareholding , as a % assuming full conversion of convertible securities (as a percentage of diluted share capital) (XI)= (VII) +(Xi)(a) As a % of (A+B+C2)	0.21	0.16	0.02	0.04	2.55
Number of Locked in shares (XII)					
No. (a)					
As a % of total Shares held (b)					
Number of Shares pledged or otherwise encumbered (XIII)					
No. (a)					

As a % of total Shares held (b)					
Number of equity shares held in dematerialized form (XIV)	262230	200050	20000	50000	3235590
Reason for not providing PAN					
Reason for not providing PAN					
Shareholder type	Promoter Group	Promoter Group	Promoter Group	Promoter Group	

Any Other (specify)						
Serial No.	1	2	3	4	5	6
Category	Bodies Corporate	Bodies Corporate	Bodies Corporate	Bodies Corporate	Bodies Corporate	Bodies Corporate
Name of the Shareholders (I)	Boon Investment And Trading Company Private Limited	Jovial Investment And Trading Company Private Limited	Venktesh Investment And Trading Company Private Limited	SPACE AGE CHEMPLAST PVT LTD	SURAJ PACKAGING PRIVATE LIMITED	PLATINUM PLASTIC AND INDUSTRIES PRIVATE LIMITED
PAN (II)	AAECB0715E	AACCJ3364R	AADCV2567M	AAACS5652H	AAACS7454D	AACCP8087H
No. of the Shareholders (I)	1	1	1	1	1	1
No. of fully paid up equity shares held (IV)	20206592	19912082	19693081	30000	6300	49100
No. Of Partly paid-up equity shares held (V)						
No. Of shares underlying Depository Receipts (VI)						
Total nos. shares held (VII) = (IV)+ (V)+ (VI)	20206592	19912082	19693081	30000	6300	49100
Shareholding as a % of total no. of shares (calculated as per SCRR, 1957) (VIII) As a % of (A+B+C2)	15.91	15.68	15.5	0.02	0	0.04
Number of Voting Rights held in each class of securities (IX)						
Class eg: X	20206592	19912082	19693081	30000	6300	49100
Class eg: y						
Total	20206592	19912082	19693081	30000	6300	49100
Total as a % of Total Voting rights	15.91	15.68	15.5	0.02	0	0.04
No. Of Shares Underlying Outstanding convertible securities (X)						
No. of Shares Underlying Outstanding Warrants (Xi)						
No. Of Shares Underlying Outstanding convertible securities and No. Of Warrants (Xi) (a)						
Shareholding, as a % assuming full conversion of convertible securities (as a percentage of diluted share capital) (XI)= (VII) +(X) As a % of (A+B+C2)	15.91	15.68	15.5	0.02	0	0.04
Number of Locked in shares (XII)						



Any Other (specify)	
Serial No.	
Category	<a href="#">Click here to go back</a>
Name of the Shareholders (I)	
PAN (II)	Total
No. of the Shareholders (I)	6
No. of fully paid up equity shares held (IV)	59897155
No. Of Partly paid-up equity shares held (V)	
No. Of shares underlying Depository Receipts (VI)	
Total nos. shares held (VII) = (IV)+ (V)+ (VI)	59897155
Shareholding as a % of total no. of shares (calculated as per SCRR, 1957) (VIII) As a % of (A+B+C2)	47.15
Number of Voting Rights held in each class of securities (IX)	
Class eg: X	59897155
Class eg:y	
Total	59897155
Total as a % of Total Voting rights	47.15
No. Of Shares Underlying Outstanding convertible securities (X)	
No. of Shares Underlying Outstanding Warrants (Xi)	
No. Of Shares Underlying Outstanding convertible securities and No. Of Warrants (Xi) (a)	
Shareholding , as a % assuming full conversion of convertible securities (as a percentage of diluted share capital) (XI)= (VII) +(X) As a % of (A+B+C2)	47.15
Number of Locked in shares (XII)	
No. (a)	
As a % of total Shares held (b)	

Number of Shares pledged or otherwise encumbered (XIII)	
No. (a)	
As a % of total Shares held (b)	
Number of equity shares held in dematerialized form (XIV)	59897155
Reason for not providing PAN	
Reason for not providing PAN	
Shareholder type	

Mutual Funds				
Serial No.	1	2	3	
Name of the Shareholders (I)	AXIS MUTUAL FUND TRUSTEE LIMITED A/C AXIS MUTUAL FUND A/C AXIS FOCUSED 25 FUND	DSP MIDCAP FUND	HDFC TRUSTEE COMPANY LTD - A/C HDFC MID - CAPOPPORTUNITIES FUND	<a href="#">Click here to go back</a>
PAN (II)	AACTA5925A	AAAJD0430B	AAATH1809A	Total
No. of fully paid up equity shares held (IV)	2993026	1694126	2626681	7313833
No. Of Partly paid-up equity shares held (V)				
No. Of shares underlying Depository Receipts (VI)				
Total nos. shares held (VII) = (IV)+ (V)+ (VI)	2993026	1694126	2626681	7313833
Shareholding as a % of total no. of shares (calculated as per SCRR, 1957) (VIII) As a % of (A+B+C2)	2.36	1.33	2.07	5.76
Number of Voting Rights held in each class of securities (IX)				
Class eg: X	2993026	1694126	2626681	7313833
Class eg:y				
Total	2993026	1694126	2626681	7313833
Total as a % of Total Voting rights	2.36	1.33	2.07	5.76
No. Of Shares Underlying Outstanding convertible securities (X)				
No. of Shares Underlying Outstanding Warrants (Xi)				
No. Of Shares Underlying Outstanding convertible securities and No. Of Warrants (Xi) (a)				
Shareholding , as a % assuming full conversion of convertible securities (as a percentage of diluted share capital) (XI)= (VII) +(X) As a % of (A+B+C2)	2.36	1.33	2.07	5.76
Number of Locked in shares (XII)				
No. (a)				
As a % of total Shares held (b)				
Number of equity shares held in dematerialized form (XIV)	2993026	1694126	2626681	7313833



Reason for not providing PAN				
Reason for not providing PAN				

Foreign Portfolio Investors			
Serial No.	1	2	
Name of the Shareholders (I)	KOTAK FUNDS - INDIA MIDCAP FUND	GOVERNMENT PENSION FUND GLOBAL	<a href="#">Click here to go back</a>
PAN (II)	AAGCK4148L	AACCN1454E	Total
No. of fully paid up equity shares held (IV)	1831257	1721210	3552467
No. Of Partly paid-up equity shares held (V)			
No. Of shares underlying Depository Receipts (VI)			
Total nos. shares held (VII) = (IV)+ (V)+ (VI)	1831257	1721210	3552467
Shareholding as a % of total no. of shares (calculated as per SCRR, 1957) (VIII) As a % of (A+B+C2)	1.44	1.35	2.8
Number of Voting Rights held in each class of securities (IX)			
Class eg: X	1831257	1721210	3552467
Class eg:y			
Total	1831257	1721210	3552467
Total as a % of Total Voting rights	1.44	1.35	2.8
No. Of Shares Underlying Outstanding convertible securities (X)			
No. of Shares Underlying Outstanding Warrants (Xi)			
No. Of Shares Underlying Outstanding convertible securities and No. Of Warrants (Xi) (a)			
Shareholding , as a % assuming full conversion of convertible securities (as a percentage of diluted share capital) (XI)= (VII) +(X) As a % of (A+B+C2)	1.44	1.35	2.8
Number of Locked in shares (XII)			
No. (a)			
As a % of total Shares held (b)			
Number of equity shares held in dematerialized form (XIV)	1831257	1721210	3552467
Reason for not providing PAN			

Reason for not providing PAN			
------------------------------	--	--	--

Any Other (specify)					
Serial No.	1	2	3	4	
Category	Other	Other	Other	Other	
Category / More than 1 percentage	More than 1 percentage of shareholding	More than 1 percentage of shareholding	More than 1 percentage of shareholding	Category	Click here to go back
Name of the Shareholders (I)	J P MORGAN FUNDS	JPMORGAN EMERGING MARKETS INVESTMENT TRUST PLC	NALANDA INDIA FUND LIMITED	FOREIGN FINANCIAL INSTITUTIONS / BANKS	
PAN (II)	AABCJ4972E	AABCJ7409A	AACCN5849D		Total
No. of the Shareholders (I)	1	1	1	1	1
No. of fully paid up equity shares held (IV)	1465260	1479890	6105425	500	500
No. Of Partly paid-up equity shares held (V)					
No. Of shares underlying Depository Receipts (VI)					
Total nos. shares held (VII) = (IV)+ (V)+ (VI)	1465260	1479890	6105425	500	500
Shareholding as a % of total no. of shares (calculated as per SCRR, 1957) (VIII) As a % of (A+B+C2)	1.15	1.17	4.81	0	0
Number of Voting Rights held in each class of securities (IX)					
Class eg: X	1465260	1479890	6105425	500	500
Class eg:y					
Total	1465260	1479890	6105425	500	500
Total as a % of Total Voting rights	1.15	1.17	4.81	0	0
No. Of Shares Underlying Outstanding convertible securities (X)					
No. of Shares Underlying Outstanding Warrants (Xi)					
No. Of Shares Underlying Outstanding convertible securities and Warrants (X)					
Shareholding , as a % assuming full conversion of convertible securities (as a percentage of diluted share capital) (XI)= (VII) +(X) As a % of (A+B+C2)	1.15	1.17	4.81	0	0
Number of Locked in shares (XII)					
No. (a)					

As a % of total Shares held (b)					
Number of equity shares held in dematerialized form (XIV)	1465260	1479890	6105425	500	500
Reason for not providing PAN					
Reason for not providing PAN					

Any Other (specify)						
Searial No.	1	2	3	4	5	
Category	Bodies Corporate	Clearing Members	IEPF	Non-Resident Indian (NRI)	Trusts	
Category / More than 1 percentage	Category	Category	Category	Category	Category	
Name of the Shareholders (I)						Click here to go back
PAN (II)						Total
No. of the Shareholders (I)	546	86	1	1593	2	2228
No. of fully paid up equity shares held (IV)	3629856	50521	253870	693916	1437	4629600
No. Of Partly paid-up equity shares held (V)						
No. Of shares underlying Depository Receipts (VI)						
Total nos. shares held (VII) = (IV)+ (V)+ (VI)	3629856	50521	253870	693916	1437	4629600
Shareholding as a % of total no. of shares (calculated as per SCRR, 1957) (VIII) As a % of (A+B+C2)	2.86	0.04	0.2	0.55	0	3.65
Number of Voting Rights held in each class of securities (IX)						
Class eg: X	3629856	50521	253870	693916	1437	4629600
Class eg:y						
Total	3629856	50521	253870	693916	1437	4629600
Total as a % of Total Voting rights	2.86	0.04	0.2	0.55	0	3.65
No. Of Shares Underlying Outstanding convertible securities (X)						
No. of Shares Underlying Outstanding Warrants (Xi)						
No. Of Shares Underlying Outstanding convertible securities and No. Of Warrants (Xi) (a)						
Shareholding , as a % assuming full conversion of convertible securities (as a percentage of diluted share capital) (XI)= (VII) +(X) As a % of (A+B+C2)	2.86	0.04	0.2	0.55	0	3.65
Number of Locked in shares (XII)						
No. (a)						

As a % of total Shares held (b)						
Number of equity shares held in dematerialized form (XIV)	3617151	50521	253870	614651	1437	4537630
Reason for not providing PAN						
Reason for not providing PAN						

Shareholding Pattern as on 31-03-18

General information about company	
Scrip code	509930
NSE Symbol	SUPREMEIND
MSEI Symbol	
ISIN	INE195A01028
Name of the company	The Supreme Industries Limited
Whether company is SME	No
Class of Security	Equity Shares
Type of report	Quarterly
Quarter Ended / Half year ended/Date of Report (For Prelisting / Allotment)	31-03-2018
Date of allotment / extinguishment (in case Capital Restructuring selected) / Listing Date	
Shareholding pattern filed under	Regulation 31 (1) (b)



Declaration					
Sr. No.	Particular	Yes/No	Promoter and Promoter Group	Public shareholder	Non Promoter- Non Public
1	Whether the Listed Entity has issued any partly paid up shares?	No	No	No	No
2	Whether the Listed Entity has issued any Convertible Securities ?	No	No	No	No
3	Whether the Listed Entity has issued any Warrants ?	No	No	No	No
4	Whether the Listed Entity has any shares against which depository receipts are issued?	No	No	No	No
5	Whether the Listed Entity has any shares in locked-in?	No	No	No	No
6	Whether any shares held by promoters are pledge or otherwise encumbered?	No	No		
7	Whether company has equity shares with differential voting rights?	No	No	No	No

Table I - Summary Statement holding of specified securities											
Category (I)	Category of shareholder (II)	Nos. Of shareholders (III)	No. of fully paid up equity shares held (IV)	No. Of Partly paid-up equity shares held (V)	No. Of shares underlying Depository Receipts (VI)	Total nos. shares held (VII) = (IV)+(V)+(VI)	Shareholding as a % of total no. of shares (calculated as per SCRR, 1957) (VIII) As a % of (A+B+C2)	Number of Voting Rights held in each class of securities (IX)			
								No of Voting (XIV) Rights			Total as a % of (A+B+C)
								Class eg: X	Class eg:y	Total	
(A)	Promoter & Promoter Group	17	63132745			63132745	49.7	63132745		63132745	49.7
(B)	Public	34970	63894125			63894125	50.3	63894125		63894125	50.3
(C)	Non Promoter-Non Public										
(C1)	Shares underlying DRs										
(C2)	Shares held by Employee Trusts										
	Total	34987	127026870			127026870	100	127026870		127026870	100

Table I - Summary Statement holding of specified securities										
Category (I)	Category of shareholder (II)	No. Of Shares Underlying Outstanding convertible securities (X)	No. of Shares Underlying Outstanding Warrants (Xi)	No. Of Shares Underlying Outstanding convertible securities and No. Of Warrants (Xi) (a)	Shareholding , as a % assuming full conversion of convertible securities ( as a percentage of diluted share capital) (XI)= (VII)+(X) As a % of (A+B+C2)	Number of Locked in shares (XII)		Number of Shares pledged or otherwise encumbered (XIII)		Number of equity shares held in dematerialized form (XIV)
						No. (a)	As a % of total Shares held (b)	No. (a)	As a % of total Shares held (b)	
(A)	Promoter & Promoter Group				49.7					63132745
(B)	Public				50.3					62021960
(C)	Non Promoter-Non Public									
(C1)	Shares underlying DRs									
(C2)	Shares held by Employee Trusts									
	Total				100					125154705

**Table II - Statement showing shareholding pattern of the Promoter and Promoter Group**

Sr.	Category & Name of the Shareholders (I)	Nos. Of shareholders (III)	No. of fully paid up equity shares held (IV)	No. Of Partly paid-up equity shares held (V)	No. Of shares underlying Depository Receipts (VI)	Total nos. shares held (VII) = (IV)+(V)+(VI)	Shareholding as a % of total no. of shares (calculated as per SCRR, 1957) (VIII) As a % of (A+B+C2)	Number of Voting Rights held in each class of securities (IX)			Total as a % of Total Voting rights
								Class eg: X	Class eg: y	Total	
A	Table II - Statement showing shareholding pattern of the Promoter and Promoter Group										
(1)	Indian										
(a)	Individuals/Hindu undivided Family	11	3235590			3235590	2.55	3235590		3235590	2.55
(d)	Any Other (specify)	6	59897155			59897155	47.15	59897155		59897155	47.15
Sub-Total (A)(1)		17	63132745			63132745	49.7	63132745		63132745	49.7
(2)	Foreign										
Total Shareholding of Promoter and Promoter Group (A) = (A)(1)+(A)(2)		17	63132745			63132745	49.7	63132745		63132745	49.7
B	Table III - Statement showing shareholding pattern of the Public shareholder										
(1)	Institutions										
(a)	Mutual Funds	48	9391560			9391560	7.39	9391560		9391560	7.39
(c)	Alternate Investment Funds	4	603588			603588	0.48	603588		603588	0.48
(e)	Foreign Portfolio Investors	96	13048304			13048304	10.27	13048304		13048304	10.27
(f)	Financial Institutions/ Banks	12	46751			46751	0.04	46751		46751	0.04
(i)	Any Other (specify)	36	13933407			13933407	10.97	13933407		13933407	10.97
Sub-Total (B)(1)		196	37023610			37023610	29.15	37023610		37023610	29.15
(2)	Central Government/ State Government (s)/ President of India	1	233900			233900	0.18	233900		233900	0.18
Sub-Total (B)(2)		1	233900			233900	0.18	233900		233900	0.18
(3)	Non-institutions										
(a(i))	Individuals - i. Individual shareholders holding nominal share capital up to Rs. 2 lakhs.	33034	18415776			18415776	14.5	18415776		18415776	14.5
(a(ii))	Individuals - ii. Individual shareholders holding nominal share capital in excess of Rs. 2 lakhs.	17	2826611			2826611	2.23	2826611		2826611	2.23
(b)	NBFCs registered with RBI	4	3172			3172	0	3172		3172	0
(e)	Any Other (specify)	1718	5391056			5391056	4.24	5391056		5391056	4.24

Sub-Total (B)(3)		34773	26636615			26636615	20.97	26636615		26636615	20.97
Total Public Shareholding (B)=(B)(1)+ (B)(2)+(B) (3)		34970	63894125			63894125	50.3	63894125		63894125	50.3
C	Table IV - Statement showing shareholding pattern of the Non Promoter- Non Public shareholder										
Total (A+B+C2)		34987	127026870			127026870	100	127026870		127026870	100
Total (A+B+C)		34987	127026870			127026870	100	127026870		127026870	100

Table II - Statement showing shareholding pattern of the Promoter and Promoter Group									
Sr.	No. Of Shares Underlying Outstanding convertible securities (X)	No. of Shares Underlying Outstanding Warrants (Xi)	No. Of Shares Underlying Outstanding convertible securities and No. Of Warrants (Xi) (a)	Shareholding , as a % assuming full conversion of convertible securities ( as a percentage of diluted share capital) (XI)= (VII)+(X) As a % of (A+B+C2)	Number of Locked in shares (XII)		Number of Shares pledged or otherwise encumbered (XIII)		Number of equity shares held in dematerialized form (XIV)
					No. (a)	As a % of total Shares held (b)	No. (a)	As a % of total Shares held (b)	
A	Table II - Statement showing shareholding pattern of the Promoter and Promoter Group								
(1)	Indian								
(a)				2.55					3235590
(d)				47.15					59897155
Sub-Total (A) (1)				49.7					63132745
(2)	Foreign								
Total Shareholding of Promoter and Promoter Group (A)=(A) (1)+(A)(2)				49.7					63132745
B	Table III - Statement showing shareholding pattern of the Public shareholder								
(1)	Institutions								
(a)				7.39					9391560
(c)				0.48					603588
(e)				10.27					13048304
(f)				0.04					43986
(i)				10.97					13931907
Sub-Total (B) (1)				29.15					37019345
(2)				0.18					233900
Sub-Total (B) (2)				0.18					233900
(3)	Non-institutions								
(a(i))				14.5					16646246
(a(ii))				2.23					2826611
(b)				0					3172
(e)				4.24					5292686
Sub-Total (B) (3)				20.97					24768715
Total Public Shareholding (B)=(B)(1)+(B) (2)+(B)(3)				50.3					62021960
C	Table IV - Statement showing shareholding pattern of the Non Promoter- Non Public shareholder								
Total ( A+B+C2 )				100					125154705
Total (A+B+C )				100					125154705

Individuals/Hindu undivided Family							
Serial No.	1	2	3	4	5	6	7
Name of the Shareholders (I)	MAHAVEER PRASAD TAPARIA	VIJAY KUMAR TAPARIA	SHIVRATAN TAPARIA	KUSUMDEVI TAPARIA	SHRI BAJRANGLAL TAPARIA	PRIYANKA DEVI TAPARIA	KAMLESHDEVI TAPARIA
PAN (II)	AABPT0643D	AABPT0907A	AABPT1365L	AABPT1366K	AACPT9940J	AAFPP5079H	AAIPT2224M
No. of fully paid up equity shares held (IV)	749186	344890	703816	98690	317398	141500	347830
No. Of Partly paid-up equity shares held (V)							
No. Of shares underlying Depository Receipts (VI)							
Total nos. shares held (VII) = (IV)+ (V)+ (VI)	749186	344890	703816	98690	317398	141500	347830
Shareholding as a % of total no. of shares (calculated as per SCRR, 1957) (VIII) As a % of (A+B+C2)	0.59	0.27	0.55	0.08	0.25	0.11	0.27
Number of Voting Rights held in each class of securities (IX)							
Class eg:X	749186	344890	703816	98690	317398	141500	347830
Class eg:y							
Total	749186	344890	703816	98690	317398	141500	347830
Total as a % of Total Voting rights	0.59	0.27	0.55	0.08	0.25	0.11	0.27
No. Of Shares Underlying Outstanding convertible securities (X)							
No. of Shares Underlying Outstanding Warrants (Xi)							
No. Of Shares Underlying Outstanding convertible securities and No. Of Warrants (Xi) (a)							
Shareholding , as a % assuming full conversion of convertible securities (as a percentage of diluted share capital) (XI)= (VII)+(Xi)(a) As a % of (A+B+C2)	0.59	0.27	0.55	0.08	0.25	0.11	0.27
Number of Locked in shares (XII)							
No. (a)							
As a % of total Shares held (b)							
Number of Shares pledged or otherwise encumbered (XIII)							
No. (a)							

As a % of total Shares held (b)							
Number of equity shares held in dematerialized form (XIV)	749186	344890	703816	98690	317398	141500	347830
Reason for not providing PAN							
Reason for not providing PAN							
Shareholder type	Promoter	Promoter	Promoter	Promoter	Promoter	Promoter Group	Promoter Group



Individuals/Hindu undivided Family					
Serial No.	8	9	10	11	
Name of the Shareholders (I)	VIVEK KUMAR TAPARIA	VIREN VIVEK TAPARIA	ANIKA VIVEKKUMAR TAPARIA	AKSHAY VIVEKKUMAR TAPARIA	Click here to go back
PAN (II)	AAIPT6549F	ALHPT3799H	AUAPT1407G	AZYPT3957A	Total
No. of fully paid up equity shares held (IV)	262230	200050	20000	50000	3235590
No. Of Partly paid-up equity shares held (V)					
No. Of shares underlying Depository Receipts (VI)					
Total nos. shares held (VII) = (IV)+ (V)+ (VI)	262230	200050	20000	50000	3235590
Shareholding as a % of total no. of shares (calculated as per SCRR, 1957) (VIII) As a % of (A+B+C2)	0.21	0.16	0.02	0.04	2.55
Number of Voting Rights held in each class of securities (IX)					
Class eg:X	262230	200050	20000	50000	3235590
Class eg:y					
Total	262230	200050	20000	50000	3235590
Total as a % of Total Voting rights	0.21	0.16	0.02	0.04	2.55
No. Of Shares Underlying Outstanding convertible securities (X)					
No. of Shares Underlying Outstanding Warrants (Xi)					
No. Of Shares Underlying Outstanding convertible securities and No. Of Warrants (Xi) (a)					
Shareholding , as a % assuming full conversion of convertible securities (as a percentage of diluted share capital) (XI)= (VII) +(Xi)(a) As a % of (A+B+C2)	0.21	0.16	0.02	0.04	2.55
Number of Locked in shares (XII)					
No. (a)					
As a % of total Shares held (b)					
Number of Shares pledged or otherwise encumbered (XIII)					
No. (a)					

As a % of total Shares held (b)					
Number of equity shares held in dematerialized form (XIV)	262230	200050	20000	50000	3235590
Reason for not providing PAN					
Reason for not providing PAN					
Shareholder type	Promoter Group	Promoter Group	Promoter Group	Promoter Group	

Any Other (specify)						
Serial No.	1	2	3	4	5	6
Category	Bodies Corporate	Bodies Corporate	Bodies Corporate	Bodies Corporate	Bodies Corporate	Bodies Corporate
Name of the Shareholders (I)	Boon Investment And Trading Company Private Limited	Jovial Investment And Trading Company Private Limited	Venktesh Investment And Trading Company Private Limited	PLATINUM PLASTIC AND INDUSTRIES PRIVATE LIMITED	SPACE AGE CHEMPLAST PVT LTD	SURAJ PACKAGING PRIVATE LIMITED
PAN (II)	AAECB0715E	AACCJ3364R	AADCV2567M	AACCP8087H	AAACS5652H	AAACS7454D
No. of the Shareholders (I)	1	1	1	1	1	1
No. of fully paid up equity shares held (IV)	20206592	19912082	19693081	49100	30000	6300
No. Of Partly paid-up equity shares held (V)						
No. Of shares underlying Depository Receipts (VI)						
Total nos. shares held (VII) = (IV)+ (V)+ (VI)	20206592	19912082	19693081	49100	30000	6300
Shareholding as a % of total no. of shares (calculated as per SCRR, 1957) (VIII) As a % of (A+B+C2)	15.91	15.68	15.5	0.04	0.02	0
Number of Voting Rights held in each class of securities (IX)						
Class eg: X	20206592	19912082	19693081	49100	30000	6300
Class eg: y						
Total	20206592	19912082	19693081	49100	30000	6300
Total as a % of Total Voting rights	15.91	15.68	15.5	0.04	0.02	0
No. Of Shares Underlying Outstanding convertible securities (X)						
No. of Shares Underlying Outstanding Warrants (Xi)						
No. Of Shares Underlying Outstanding convertible securities and No. Of Warrants (Xi) (a)						
Shareholding , as a % assuming full conversion of convertible securities (as a percentage of diluted share capital) (XI)= (VII) +(X) As a % of (A+B+C2)	15.91	15.68	15.5	0.04	0.02	0
Number of Locked in shares (XII)						



Any Other (specify)	
Serial No.	
Category	<a href="#">Click here to go back</a>
Name of the Shareholders (I)	
PAN (II)	Total
No. of the Shareholders (I)	6
No. of fully paid up equity shares held (IV)	59897155
No. Of Partly paid-up equity shares held (V)	
No. Of shares underlying Depository Receipts (VI)	
Total nos. shares held (VII) = (IV)+ (V)+ (VI)	59897155
Shareholding as a % of total no. of shares (calculated as per SCRR, 1957) (VIII) As a % of (A+B+C2)	47.15
Number of Voting Rights held in each class of securities (IX)	
Class eg: X	59897155
Class eg:y	
Total	59897155
Total as a % of Total Voting rights	47.15
No. Of Shares Underlying Outstanding convertible securities (X)	
No. of Shares Underlying Outstanding Warrants (Xi)	
No. Of Shares Underlying Outstanding convertible securities and No. Of Warrants (Xi) (a)	
Shareholding , as a % assuming full conversion of convertible securities (as a percentage of diluted share capital) (XI)= (VII) +(X) As a % of (A+B+C2)	47.15
Number of Locked in shares (XII)	
No. (a)	
As a % of total Shares held (b)	

Number of Shares pledged or otherwise encumbered (XIII)	
No. (a)	
As a % of total Shares held (b)	
Number of equity shares held in dematerialized form (XIV)	59897155
Reason for not providing PAN	
Reason for not providing PAN	
Shareholder type	

Mutual Funds				
Serial No.	1	2	3	
Name of the Shareholders (I)	AXIS MUTUAL FUND TRUSTEE LIMITED A/C AXIS MUTUAL FUND A/C AXIS FOCUSED 25 FUND	DSP BLACKROCK MIDCAP FUND	HDFC TRUSTEE COMPANY LTD - A/C HDFC MID - CAPOPPORTUNITIES FUND	<a href="#">Click here to go back</a>
PAN (II)	AACTA5925A	AAAJD0430B	AAATH1809A	Total
No. of fully paid up equity shares held (IV)	1575560	1490942	2140500	5207002
No. Of Partly paid-up equity shares held (V)				
No. Of shares underlying Depository Receipts (VI)				
Total nos. shares held (VII) = (IV)+ (V)+ (VI)	1575560	1490942	2140500	5207002
Shareholding as a % of total no. of shares (calculated as per SCRR, 1957) (VIII) As a % of (A+B+C2)	1.24	1.17	1.69	4.1
Number of Voting Rights held in each class of securities (IX)				
Class eg: X	1575560	1490942	2140500	5207002
Class eg: y				
Total	1575560	1490942	2140500	5207002
Total as a % of Total Voting rights	1.24	1.17	1.69	4.1
No. Of Shares Underlying Outstanding convertible securities (X)				
No. of Shares Underlying Outstanding Warrants (Xi)				
No. Of Shares Underlying Outstanding convertible securities and No. Of Warrants (Xi) (a)				
Shareholding , as a % assuming full conversion of convertible securities (as a percentage of diluted share capital) (XI)= (VII) +(X) As a % of (A+B+C2)	1.24	1.17	1.69	4.1
Number of Locked in shares (XII)				
No. (a)				
As a % of total Shares held (b)				
Number of equity shares held in	1575560	1490942	2140500	5207002

dematerialized form (XIV)				
Reason for not providing PAN				
Reason for not providing PAN				



Foreign Portfolio Investors		
Serial No.	1	
Name of the Shareholders (I)	SMALLCAP WORLD FUND, INC	<a href="#">Click here to go back</a>
PAN (II)	AABCS3581L	Total
No. of fully paid up equity shares held (IV)	4577939	4577939
No. Of Partly paid-up equity shares held (V)		
No. Of shares underlying Depository Receipts (VI)		
Total nos. shares held (VII) = (IV)+ (V)+ (VI)	4577939	4577939
Shareholding as a % of total no. of shares (calculated as per SCRR, 1957) (VIII) As a % of (A+B+C2)	3.6	3.6
Number of Voting Rights held in each class of securities (IX)		
Class eg: X	4577939	4577939
Class eg:y		
Total	4577939	4577939
Total as a % of Total Voting rights	3.6	3.6
No. Of Shares Underlying Outstanding convertible securities (X)		
No. of Shares Underlying Outstanding Warrants (Xi)		
No. Of Shares Underlying Outstanding convertible securities and No. Of Warrants (Xi) (a)		
Shareholding , as a % assuming full conversion of convertible securities (as a percentage of diluted share capital) (XI)= (VII) +(X) As a % of (A+B+C2)	3.6	3.6
Number of Locked in shares (XII)		
No. (a)		
As a % of total Shares held (b)		
Number of equity shares held in dematerialized form (XIV)	4577939	4577939
Reason for not providing PAN		

Reason for not providing PAN		
------------------------------	--	--

Any Other (specify)					
Serial No.	1	2	3	4	
Category	Other	Other	Other	Other	
Category / More than 1 percentage	More than 1 percentage of shareholding	More than 1 percentage of shareholding	More than 1 percentage of shareholding	Category	Click here to go back
Name of the Shareholders (I)	J P MORGAN FUNDS	JPMORGAN EMERGING MARKETS INVESTMENT TRUST PLC	NALANDA INDIA FUND LIMITED	FOREIGN FINANCIAL INSTITUTIONS / BANKS	
PAN (II)	AABCJ4972E	AABCJ7409A	AACCN5849D		Total
No. of the Shareholders (I)	1	1	1	1	1
No. of fully paid up equity shares held (IV)	1491820	1479890	7544002	500	500
No. Of Partly paid-up equity shares held (V)					
No. Of shares underlying Depository Receipts (VI)					
Total nos. shares held (VII) = (IV)+ (V)+ (VI)	1491820	1479890	7544002	500	500
Shareholding as a % of total no. of shares (calculated as per SCRR, 1957) (VIII) As a % of (A+B+C2)	1.17	1.17	5.94	0	0
Number of Voting Rights held in each class of securities (IX)					
Class eg: X	1491820	1479890	7544002	500	500
Class eg:y					
Total	1491820	1479890	7544002	500	500
Total as a % of Total Voting rights	1.17	1.17	5.94	0	0
No. Of Shares Underlying Outstanding convertible securities (X)					
No. of Shares Underlying Outstanding Warrants (Xi)					
No. Of Shares Underlying Outstanding convertible securities and Warrants (X)					
Shareholding , as a % assuming full conversion of convertible securities (as a percentage of diluted share capital) (XI)= (VII) +(X) As a % of (A+B+C2)	1.17	1.17	5.94	0	0
Number of Locked in shares (XII)					
No. (a)					

As a % of total Shares held (b)					
Number of equity shares held in dematerialized form (XIV)	1491820	1479890	7544002	500	500
Reason for not providing PAN					
Reason for not providing PAN					

Any Other (specify)					
Serial No.	1	2	3	4	
Category	Bodies Corporate	Clearing Members	Non-Resident Indian (NRI)	Trusts	
Category / More than 1 percentage	Category	Category	Category	Category	
Name of the Shareholders (I)					Click here to go back
PAN (II)					Total
No. of the Shareholders (I)	542	72	1101	3	1718
No. of fully paid up equity shares held (IV)	4693774	86387	607675	3220	5391056
No. Of Partly paid-up equity shares held (V)					
No. Of shares underlying Depository Receipts (VI)					
Total nos. shares held (VII) = (IV)+ (V)+ (VI)	4693774	86387	607675	3220	5391056
Shareholding as a % of total no. of shares (calculated as per SCRR, 1957) (VIII) As a % of (A+B+C2)	3.7	0.07	0.48	0	4.25
Number of Voting Rights held in each class of securities (IX)					
Class eg: X	4693774	86387	607675	3220	5391056
Class eg: y					
Total	4693774	86387	607675	3220	5391056
Total as a % of Total Voting rights	3.7	0.07	0.48	0	4.25
No. Of Shares Underlying Outstanding convertible securities (X)					
No. of Shares Underlying Outstanding Warrants (Xi)					
No. Of Shares Underlying Outstanding convertible securities and No. Of Warrants (Xi) (a)					
Shareholding , as a % assuming full conversion of convertible securities (as a percentage of diluted share capital) (XI)= (VII) + (X) As a % of (A+B+C2)	3.7	0.07	0.48	0	4.25
Number of Locked in shares (XII)					
No. (a)					

As a % of total Shares held (b)					
Number of equity shares held in dematerialized form (XIV)	4680239	86387	522840	3220	5292686
Reason for not providing PAN					
Reason for not providing PAN					

## Shareholding Pattern as on 31-03-17

General information about company	
Scrip code	509930
Name of the company	The Supreme Industries Limited
Whether company is SME	No
Class of Security	Equity Shares
Type of report	Quarterly
Quarter Ended / Half year ended/Date of Report (For Prelisting / Allotment)	31-03-2017
Date of allotment / extinguishment (in case Capital Restructuring selected) / Listing Date	
Shareholding pattern filed under	Regulation 31 (1) (b)

Sr. No.	Particular	Yes/No
1	Whether the Listed Entity has issued any partly paid up shares?	No
2	Whether the Listed Entity has issued any Convertible Securities ?	No
3	Whether the Listed Entity has issued any Warrants ?	No
4	Whether the Listed Entity has any shares against which depository receipts are issued?	No
5	Whether the Listed Entity has any shares in locked-in?	No
6	Whether any shares held by promoters are pledge or otherwise encumbered?	No
7	Whether company has equity shares with differential voting rights?	No



Table I - Summary Statement holding of specified securities											
Category (I)	Category of shareholder (II)	Nos. Of shareholders (III)	No. of fully paid up equity shares held (IV)	No. Of Partly paid-up equity shares held (V)	No. Of shares underlying Depository Receipts (VI)	Total nos. shares held (VII) = (IV)+(V)+(VI)	Shareholding as a % of total no. of shares (calculated as per SCRR, 1957) (VIII) As a % of (A+B+C2)	Number of Voting Rights held in each class of securities (IX)			
								No of Voting (XIV) Rights			Total as a % of (A+B+C)
								Class eg. X	Class eg:y	Total	
(A)	Promoter & Promoter Group	17	63132745			63132745	49.7	63132745		63132745	49.7
(B)	Public	33897	63894125			63894125	50.3	63894125		63894125	50.3
(C)	Non Promoter-Non Public										
(C1)	Shares underlying DRs										
(C2)	Shares held by Employee Trusts										
	Total	33914	127026870			127026870	100	127026870		127026870	100

Table I - Summary Statement holding of specified securities										
Category (I)	Category of shareholder (II)	No. Of Shares Underlying Outstanding convertible securities (X)	No. of Shares Underlying Outstanding Warrants (Xi)	No. Of Shares Underlying convertible securities and No. Of Warrants (Xi) (a)	Shareholding , as a % assuming full conversion of convertible securities ( as a percentage of diluted share capital) (XI)= (VII)+(X) As a % of (A+B+C2)	Number of Locked in shares (XII)		Number of Shares pledged or otherwise encumbered (XIII)		Number of equity shares held in dematerialized form (XIV)
						No. (a)	As a % of total Shares held (b)	No. (a)	As a % of total Shares held (b)	
(A)	Promoter & Promoter Group				49.7					63132745
(B)	Public				50.3					61586865
(C)	Non Promoter-Non Public									
(C1)	Shares underlying DRs									
(C2)	Shares held by Employee Trusts									
	Total				100					124719610

**Table II - Statement showing shareholding pattern of the Promoter and Promoter Group**

Sr.	Category & Name of the Shareholders (I)	Nos. Of shareholders (III)	No. of fully paid up equity shares held (IV)	No. Of Partly paid-up equity shares held (V)	No. Of shares underlying Depository Receipts (VI)	Total nos. shares held (VII) = (IV)+(V)+(VI)	Shareholding as a % of total no. of shares (calculated as per SCRR, 1957) (VIII) As a % of (A+B+C2)	Number of Voting Rights held in each class of securities (IX)			Total as a % of Total Voting rights
								No of Voting (XIV) Rights	Class eg: X	Class eg:y	
A	Table II - Statement showing shareholding pattern of the Promoter and Promoter Group										
(1)	Indian										
(a)	Individuals/Hindu undivided Family	11	3235590			3235590	2.55	3235590		3235590	2.55
(d)	Any Other (specify)	6	59897155			59897155	47.15	59897155		59897155	47.15
Sub-Total (A)(1)		17	63132745			63132745	49.7	63132745		63132745	49.7
(2)	Foreign										
Total Shareholding of Promoter and Promoter Group (A)= (A)(1)+(A)(2)		17	63132745			63132745	49.7	63132745		63132745	49.7
B	Table III - Statement showing shareholding pattern of the Public shareholder										
(1)	Institutions										
(a)	Mutual Funds	47	6067471			6067471	4.78	6067471		6067471	4.78
(c)	Alternate Investment Funds	2	375504			375504	0.3	375504		375504	0.3
(e)	Foreign Portfolio Investors	105	13383498			13383498	10.54	13383498		13383498	10.54
(f)	Financial Institutions/ Banks	13	367340			367340	0.29	367340		367340	0.29
(i)	Any Other (specify)	50	16551741			16551741	13.03	16551741		16551741	13.03
Sub-Total (B)(1)		217	36745554			36745554	28.93	36745554		36745554	28.93
(3)	Non-institutions										
(a(i))	Individuals - i. Individual shareholders holding nominal share capital up to Rs. 2 lakhs.	32115	19077336			19077336	15.02	19077336		19077336	15.02
(a(ii))	Individuals - ii. Individual shareholders holding nominal share capital in excess of Rs. 2 lakhs.	14	2821192			2821192	2.22	2821192		2821192	2.22
(b)	NBFCs registered with RBI	8	21607			21607	0.02	21607		21607	0.02
(e)	Any Other (specify)	1543	5228436			5228436	4.12	5228436		5228436	4.12
Sub-Total (B)(3)		33680	27148571			27148571	21.37	27148571		27148571	21.37
Total Public Shareholding (B)=(B)(1)+(B)(2)+(B)(3)		33897	63894125			63894125	50.3	63894125		63894125	50.3

C	Table IV - Statement showing shareholding pattern of the Non Promoter- Non Public shareholder										
Total ( A+B+C2 )		33914	127026870			127026870	100	127026870		127026870	100
Total (A+B+C )		33914	127026870			127026870	100	127026870		127026870	100

Table II - Statement showing shareholding pattern of the Promoter and Promoter Group									
Sr.	No. Of Shares Underlying Outstanding convertible securities (X)	No. of Shares Underlying Outstanding Warrants (Xi)	No. Of Shares Underlying Outstanding convertible securities and No. Of Warrants (Xi) (a)	Shareholding , as a % assuming full conversion of convertible securities ( as a percentage of diluted share capital) (XI)= (VII)+(X) As a % of (A+B+C2)	Number of Locked in shares (XII)		Number of Shares pledged or otherwise encumbered (XIII)		Number of equity shares held in dematerialized form (XIV)
					No. (a)	As a % of total Shares held (b)	No. (a)	As a % of total Shares held (b)	
A	Table II - Statement showing shareholding pattern of the Promoter and Promoter Group								
(1)	Indian								
(a)				2.55					3235590
(d)				47.15					59897155
Sub-Total (A) (1)				49.7					63132745
(2)	Foreign								
Total Shareholding of Promoter and Promoter Group (A)=(A) (1)+(A)(2)				49.7					63132745
B	Table III - Statement showing shareholding pattern of the Public shareholder								
(1)	Institutions								
(a)				4.78					6067471
(c)				0.3					375504
(e)				10.54					13383498
(f)				0.29					364575
(i)				13.03					16550241
Sub-Total (B) (1)				28.93					36741289
(3)	Non-institutions								
(a(i))				15.02					16926661
(a(ii))				2.22					2821192
(b)				0.02					21607
(e)				4.12					5076116
Sub-Total (B) (3)				21.37					24845576
Total Public Shareholding (B)=(B)(1)+(B) (2)+(B)(3)				50.3					61586865
C	Table IV - Statement showing shareholding pattern of the Non Promoter- Non Public shareholder								
Total (A+B+C2)				100					124719610
Total (A+B+C)				100					124719610

Individuals/Hindu undivided Family							
Serial No.	1	2	3	4	5	6	7
Name of the Shareholders (I)	MAHAVEER PRASAD TAPARIA	VIJAY KUMAR TAPARIA	SHIVRATAN TAPARIA	KUSUMDEVI TAPARIA	SHRI BAJRANGLAL TAPARIA	PRIYANKA DEVI TAPARIA	KAMLESHDEVI TAPARIA
PAN (II)	AABPT0643D	AABPT0907A	AABPT1365L	AABPT1366K	AACPT9940J	AAFPP5079H	AAIPT2224M
No. of fully paid up equity shares held (IV)	749186	344890	703816	98690	317398	141500	347830
No. Of Partly paid-up equity shares held (V)							
No. Of shares underlying Depository Receipts (VI)							
Total nos. shares held (VII) = (IV)+ (V)+ (VI)	749186	344890	703816	98690	317398	141500	347830
Shareholding as a % of total no. of shares (calculated as per SCRR, 1957) (VIII) As a % of (A+B+C2)	0.59	0.27	0.55	0.08	0.25	0.11	0.27
Number of Voting Rights held in each class of securities (IX)							
Class eg: X	749186	344890	703816	98690	317398	141500	347830
Class eg: y							
Total	749186	344890	703816	98690	317398	141500	347830
Total as a % of Total Voting rights	0.59	0.27	0.55	0.08	0.25	0.11	0.27
No. Of Shares Underlying Outstanding convertible securities (X)							
No. of Shares Underlying Outstanding Warrants (Xi)							
No. Of Shares Underlying Outstanding convertible securities and No. Of Warrants (Xi) (a)							
Shareholding , as a % assuming full conversion of convertible securities (as a percentage of diluted share capital) (XI)= (VII)+(Xi)(a) As a % of (A+B+C2)	0.59	0.27	0.55	0.08	0.25	0.11	0.27
Number of Locked in shares (XII)							
No. (a)							
As a % of total Shares held (b)							
Number of Shares pledged or otherwise encumbered (XIII)							
No. (a)							

As a % of total Shares held (b)							
Number of equity shares held in dematerialized form (XIV)	749186	344890	703816	98690	317398	141500	347830
Reason for not providing PAN							
Reason for not providing PAN							

Individuals/Hindu undivided Family					
Serial No.	8	9	10	11	
Name of the Shareholders (I)	VIVEK KUMAR TAPARIA	VIREN VIVEK TAPARIA	ANIKA VIVEKKUMAR TAPARIA	AKSHAY VIVEKKUMAR TAPARIA	Click here to go back
PAN (II)	AAIPT6549F	ALHPT3799H	AUAPT1407G	AZYPT3957A	Total
No. of fully paid up equity shares held (IV)	262230	200050	20000	50000	3235590
No. Of Partly paid-up equity shares held (V)					
No. Of shares underlying Depository Receipts (VI)					
Total nos. shares held (VII) = (IV)+ (V)+ (VI)	262230	200050	20000	50000	3235590
Shareholding as a % of total no. of shares (calculated as per SCRR, 1957) (VIII) As a % of (A+B+C2)	0.21	0.16	0.02	0.04	2.55
Number of Voting Rights held in each class of securities (IX)					
Class eg: X	262230	200050	20000	50000	3235590
Class eg: y					
Total	262230	200050	20000	50000	3235590
Total as a % of Total Voting rights	0.21	0.16	0.02	0.04	2.55
No. Of Shares Underlying Outstanding convertible securities (X)					
No. of Shares Underlying Outstanding Warrants (Xi)					
No. Of Shares Underlying Outstanding convertible securities and No. Of Warrants (Xi) (a)					
Shareholding , as a % assuming full conversion of convertible securities (as a percentage of diluted share capital) (XI)= (VII) +(Xi)(a) As a % of (A+B+C2)	0.21	0.16	0.02	0.04	2.55
Number of Locked in shares (XII)					
No. (a)					
As a % of total Shares held (b)					
Number of Shares pledged or otherwise encumbered (XIII)					
No. (a)					



As a % of total Shares held (b)					
Number of equity shares held in dematerialized form (XIV)	262230	200050	20000	50000	3235590
Reason for not providing PAN					
Reason for not providing PAN					

Any Other (specify)						
Serial No.	1	2	3	4	5	6
Category	Bodies Corporate	Bodies Corporate	Bodies Corporate	Bodies Corporate	Bodies Corporate	Bodies Corporate
Name of the Shareholders (I)	Boon Investment And Trading Company Private Limited	Jovial Investment And Trading Company Private Limited	Venktesh Investment And Trading Company Private Limited	PLATINUM PLASTIC AND INDUSTRIES PRIVATE LIMITED	SPACE AGE CHEMPLAST PVT LTD	SURAJ PACKAGING PRIVATE LIMITED
PAN (II)	AAECB0715E	AACCJ3364R	AADCV2567M	AACCP8087H	AAACS5652H	AAACS7454D
No. of the Shareholders (I)	1	1	1	1	1	1
No. of fully paid up equity shares held (IV)	20206592	19912082	19693081	49100	30000	6300
No. Of Partly paid-up equity shares held (V)						
No. Of shares underlying Depository Receipts (VI)						
Total nos. shares held (VII) = (IV)+ (V)+ (VI)	20206592	19912082	19693081	49100	30000	6300
Shareholding as a % of total no. of shares (calculated as per SCRR, 1957) (VIII) As a % of (A+B+C2)	15.91	15.68	15.5	0.04	0.02	0
Number of Voting Rights held in each class of securities (IX)						
Class eg: X	20206592	19912082	19693081	49100	30000	6300
Class eg: y						
Total	20206592	19912082	19693081	49100	30000	6300
Total as a % of Total Voting rights	15.91	15.68	15.5	0.04	0.02	0
No. Of Shares Underlying Outstanding convertible securities (X)						
No. of Shares Underlying Outstanding Warrants (Xi)						
No. Of Shares Underlying Outstanding convertible securities and No. Of Warrants (Xi) (a)						
Shareholding , as a % assuming full conversion of convertible securities (as a percentage of diluted share capital) (XI)= (VII) + (X) As a % of (A+B+C2)	15.91	15.68	15.5	0.04	0.02	0
Number of Locked in shares (XII)						

No. (a)						
As a % of total Shares held (b)						
Number of Shares pledged or otherwise encumbered (XIII)						
No. (a)						
As a % of total Shares held (b)						
Number of equity shares held in dematerialized form (XIV)	20206592	19912082	19693081	49100	30000	6300
Reason for not providing PAN						

Any Other (specify)	
Serial No.	
Category	Click here to go back
Name of the Shareholders (I)	
PAN (II)	Total
No. of the Shareholders (I)	6
No. of fully paid up equity shares held (IV)	59897155
No. Of Partly paid-up equity shares held (V)	
No. Of shares underlying Depository Receipts (VI)	
Total nos. shares held (VII) = (IV)+ (V)+ (VI)	59897155
Shareholding as a % of total no. of shares (calculated as per SCRR, 1957) (VIII) As a % of (A+B+C2)	47.15
Number of Voting Rights held in each class of securities (IX)	
Class eg: X	59897155
Class eg:y	
Total	59897155
Total as a % of Total Voting rights	47.15
No. Of Shares Underlying Outstanding convertible securities (X)	
No. of Shares Underlying Outstanding Warrants (Xi)	
No. Of Shares Underlying Outstanding convertible securities and No. Of Warrants (Xi) (a)	
Shareholding , as a % assuming full conversion of convertible securities (as a percentage of diluted share capital) (XI)= (VII) +(X) As a % of (A+B+C2)	47.15
Number of Locked in shares (XII)	
No. (a)	
As a % of total Shares held (b)	

Number of Shares pledged or otherwise encumbered (XIII)	
No. (a)	
As a % of total Shares held (b)	
Number of equity shares held in dematerialized form (XIV)	59897155
Reason for not providing PAN	

<b>Mutual Funds</b>		
Serial No.	1	
Name of the Shareholders (I)	HDFC TRUSTEE COMPANY LTD - A/C HDFC MID - CAPOPPORTUNITIES FUND	<a href="#">Click here to go back</a>
PAN (II)	AAATH1809A	Total
No. of fully paid up equity shares held (IV)	2300000	2300000
No. Of Partly paid-up equity shares held (V)		
No. Of shares underlying Depository Receipts (VI)		
Total nos. shares held (VII) = (IV)+ (V)+ (VI)	2300000	2300000
Shareholding as a % of total no. of shares (calculated as per SCRR, 1957) (VIII) As a % of (A+B+C2)	1.81	1.81
<b>Number of Voting Rights held in each class of securities (IX)</b>		
Class eg: X	2300000	2300000
Class eg: y		
Total	2300000	2300000
Total as a % of Total Voting rights	1.81	1.81
No. Of Shares Underlying Outstanding convertible securities (X)		
No. of Shares Underlying Outstanding Warrants (Xi)		
No. Of Shares Underlying Outstanding convertible securities and No. Of Warrants (Xi) (a)		
Shareholding , as a % assuming full conversion of convertible securities (as a percentage of diluted share capital) (XI)= (VII) +(X) As a % of (A+B+C2)	1.81	1.81
<b>Number of Locked in shares (XII)</b>		
No. (a)		
As a % of total Shares held (b)		
Number of equity shares held in dematerialized form (XIV)	2300000	2300000
Reason for not providing PAN		

Reason for not providing PAN		
------------------------------	--	--

Foreign Portfolio Investors		
Serial No.	1	
Name of the Shareholders (I)	SMALLCAP WORLD FUND, INC	<a href="#">Click here to go back</a>
PAN (II)	AABCS3581L	Total
No. of fully paid up equity shares held (IV)	5961479	5961479
No. Of Partly paid-up equity shares held (V)		
No. Of shares underlying Depository Receipts (VI)		
Total nos. shares held (VII) = (IV)+ (V)+ (VI)	5961479	5961479
Shareholding as a % of total no. of shares (calculated as per SCRR, 1957) (VIII) As a % of (A+B+C2)	4.69	4.69
Number of Voting Rights held in each class of securities (IX)		
Class eg: X	5961479	5961479
Class eg:y		
Total	5961479	5961479
Total as a % of Total Voting rights	4.69	4.69
No. Of Shares Underlying Outstanding convertible securities (X)		
No. of Shares Underlying Outstanding Warrants (Xi)		
No. Of Shares Underlying Outstanding convertible securities and No. Of Warrants (Xi) (a)		
Shareholding , as a % assuming full conversion of convertible securities (as a percentage of diluted share capital) (XI)= (VII) +(X) As a % of (A+B+C2)	4.69	4.69
Number of Locked in shares (XII)		
No. (a)		
As a % of total Shares held (b)		
Number of equity shares held in dematerialized form (XIV)	5961479	5961479
Reason for not providing PAN		



Reason for not providing PAN		
------------------------------	--	--

Any Other (specify)						
Serial No.	1	2	3	4	5	
Category	Other	Other	Other	Other	Other	
Category / More than 1 percentage	More than 1 percentage of shareholding	More than 1 percentage of shareholding	More than 1 percentage of shareholding	More than 1 percentage of shareholding	Category	Click here to go back
Name of the Shareholders (I)	NALANDA INDIA FUND LIMITED	JPMORGAN EMERGING MARKETS INVESTMENT TRUST PLC	MATTHEWS INDIA FUND	J P MORGAN FUNDS	Foreign Financial Institution / Banks	
PAN (II)	AACCN5849D	AABCJ7409A	AABTM6157F	AABCJ4972E		Total
No. of the Shareholders (I)	1	1	1	1	1	1
No. of fully paid up equity shares held (IV)	8176502	1479890	1441965	1282173	500	500
No. Of Partly paid-up equity shares held (V)						
No. Of shares underlying Depository Receipts (VI)						
Total nos. shares held (VII) = (IV)+ (V)+ (VI)	8176502	1479890	1441965	1282173	500	500
Shareholding as a % of total no. of shares (calculated as per SCRR, 1957) (VIII) As a % of (A+B+C2)	6.44	1.17	1.14	1.01	0	0
Number of Voting Rights held in each class of securities (IX)						
Class eg: X	8176502	1479890	1441965	1282173	500	500
Class eg:y						
Total	8176502	1479890	1441965	1282173	500	500
Total as a % of Total Voting rights	6.44	1.17	1.14	1.01	0	0
No. Of Shares Underlying Outstanding convertible securities (X)						
No. of Shares Underlying Outstanding Warrants (Xi)						
No. Of Shares Underlying Outstanding convertible securities and Warrants (X)						
Shareholding , as a % assuming full conversion of convertible securities (as a percentage of diluted share capital) (XI)= (VII) + (X) As a % of (A+B+C2)	6.44	1.17	1.14	1.01	0	0
Number of Locked in shares (XII)						

No. (a)						
As a % of total Shares held (b)						
Number of equity shares held in dematerialized form (XIV)	8176502	1479890	1441965	1282173	500	500
Reason for not providing PAN						
Reason for not providing PAN						

Any Other (specify)						
Serial No.	1	2	3	4	5	6
Category	Bodies Corporate	Clearing Members	NRI – Non- Repat	NRI	NRI – Repat	Trusts
Category / More than 1 percentage	Category	Category	Category	Category	Category	Category
Name of the Shareholders (I)						
PAN (II)						
No. of the Shareholders (I)	577	114	199	613	37	3
No. of fully paid up equity shares held (IV)	4643556	54195	123072	364217	39646	3750
No. Of Partly paid-up equity shares held (V)						
No. Of shares underlying Depository Receipts (VI)						
Total nos. shares held (VII) = (IV)+ (V)+ (VI)	4643556	54195	123072	364217	39646	3750
Shareholding as a % of total no. of shares (calculated as per SCRR, 1957) (VIII) As a % of (A+B+C2)	3.66	0.04	0.1	0.29	0.03	0
Number of Voting Rights held in each class of securities (IX)						
Class eg: X	4643556	54195	123072	364217	39646	3750
Class eg: y						
Total	4643556	54195	123072	364217	39646	3750
Total as a % of Total Voting rights	3.66	0.04	0.1	0.29	0.03	0
No. Of Shares Underlying Outstanding convertible securities (X)						
No. of Shares Underlying Outstanding Warrants (XI)						
No. Of Shares Underlying Outstanding convertible securities and No. Of Warrants (XI) (a)						
Shareholding , as a % assuming full conversion of convertible securities (as a percentage of diluted share capital) (XI)= (VII) +(X) As a % of (A+B+C2)	3.66	0.04	0.1	0.29	0.03	0
Number of Locked in shares (XII)						
No. (a)						

As a % of total Shares held (b)						
Number of equity shares held in dematerialized form (XIV)	4626151	54195	123072	229302	39646	3750
Reason for not providing PAN						
Reason for not providing PAN						

<b>Any Other (specify)</b>	
Serial No.	
Category	
Category / More than 1 percentage	
Name of the Shareholders (I)	<a href="#">Click here to go back</a>
PAN (II)	Total
No. of the Shareholders (I)	1543
No. of fully paid up equity shares held (IV)	5228436
No. Of Partly paid-up equity shares held (V)	
No. Of shares underlying Depository Receipts (VI)	
Total nos. shares held (VII) = (IV)+ (V)+ (VI)	5228436
Shareholding as a % of total no. of shares (calculated as per SCRR, 1957) (VIII) As a % of (A+B+C2)	4.12
<b>Number of Voting Rights held in each class of securities (IX)</b>	
Class eg: X	5228436
Class eg:y	
Total	5228436
Total as a % of Total Voting rights	4.12
No. Of Shares Underlying Outstanding convertible securities (X)	
No. of Shares Underlying Outstanding Warrants (Xi)	
No. Of Shares Underlying Outstanding convertible securities and No. Of Warrants (Xi) (a)	
Shareholding , as a % assuming full conversion of convertible securities (as a percentage of diluted share capital) (XI)= (VII) +(X) As a % of (A+B+C2)	4.12
<b>Number of Locked in shares (XII)</b>	
No. (a)	

As a % of total Shares held (b)	
Number of equity shares held in dematerialized form (XIV)	5076116
Reason for not providing PAN	
Reason for not providing PAN	