

EVERSHINE MERCANTILE PVT. LTD.

Regd. Office : N-2/6.DLF Phase-II, Gurgaon-122008, (Haryana)
CIN NO. U74899HR1994PTC041468

13th April, 2023

Listing Department
BSE Ltd.
Phiroze Jeejeebhoy Towers
Dalal Street
Mumbai – 400001

Listing Department
National Stock Exchange of India Ltd
Exchange Plaza, 5th Floor, Plot No. C/1
G Block, Bandra-Kurla Complex,
Bandra (E), Mumbai - 400051

Company Code : 506022

Company Symbol : PRAKASH

**Sub : Disclosure under Regulation 31 of Securities and Exchange Board of India
(Substantial Acquisition of Shares and Takeovers) Regulations, 2011**


Dear Sir,

In terms of the provisions of Regulation 31 of the SEBI (Substantial Acquisition of Shares and Takeovers) Regulations, 2011, we being Promoter group entity of Prakash Industries Limited hereby enclosing the details of release of pledge shares in the prescribed format.

This is for your information and record please.

Thanking you,

Yours faithfully,
For Evershine Mercantile Private Limited



Authorised Signatory

Encl : (2) as above

CC To :


Prakash Industries Ltd.
15 Km. Stone, Delhi Road,
Hissar – 125044

Disclosure by the Promoter(s) to the stock exchanges and to the Target Company for encumbrance of shares / invocation of encumbrance/ release of encumbrance, in terms of Regulation 31(1) and 31(2) of SEBI (Substantial Acquisition of Shares and Takeovers) Regulation, 2011

Name of the Target Company(TC)	PRAKASH INDUSTRIES LIMITED	
Names of the Stock Exchanges where the shares of the target company are listed	BSE Ltd. & National Stock Exchange of India Ltd.	
Date of reporting	13 April 2023	
Name of the promoter or PAC on whose shares encumbrance has been created/ released/invoked	Evershine Mercantile Pvt. Ltd.	

Name of the promoter(s) or PACs with whom *	Promoter holding in the target company (1)	Promoter holding already encumbered (2)	Details of events pertaining to encumbrance (3)										Post event holding of encumbered shares (creation [(2)+(3)] / release [(2)-(3)] / invocation [(1)-(3)])
			No. of shares	% of total share capital	No. of shares	% of total share capital	Type of event (creation/ release/ invocation)	Date of creation/ release/ invocation of encumbrance	Type of encumbrance (pledge/ lien/ non disposal undertaking/ others)	Reasons for encumbrance	No. of shares	% of total share capital	
Evershine Mercantile Pvt. Ltd. *	1621700	0.91	1621700	0.91	Release	10.04.2023	Release of Pledge	Release of Security on Repayment of Loan	-1621700	-0.91	Lender : Indostar Capital Finance Ltd. Trustee : Catalyst Trusteeship Ltd.	0	0.00

for Evershine Mercantile Pvt. Ltd.

Authorised Signatory


Place : Gurugram
 Date : 13.04.2023

* The details of encumbrances of residual promoters as on 05.04.2023 enclosed herewith as Annexure 1 is an extract of the data available of the Target Company

PRAKASH INDUSTRIES LIMITED

Details of encumbrance of residual promoters as on 05.04.2023

Sr. No.	Name of the Shareholder	Total shares held		Shares pledged or otherwise encumbered	
		No. of shares held	As a % of total share capital	No. of shares held	As a % of total share capital
1	SHRI V.P. AGARWAL	20451072	11.42	10362890	5.79
2	V.P. AGARWAL (HUF)	2208644	1.23	2208644	1.23
3	SMT. MOHINI AGARWAL	1019856	0.57	1019856	0.57
4	SHRI VIKRAM AGARWAL	406500	0.23	406500	0.23
5	SHRI KANHA AGARWAL	18540	0.01	0	0.00
6	AIRCON TRADEX PVT. LTD.	611800	0.34	525800	0.29
7	AMBROSIA COMMERCE PVT. LTD.	1936500	1.08	1936500	1.08
8	DHRUV COMMERCE PVT. LTD.	300500	0.17	300500	0.17
9	ESSENTIAL ELECTRONICS PVT. LTD.	597300	0.33	597300	0.33
10	EXCEL FINCAP PVT. LTD.	102135	0.06	102100	0.06
11	FOCUS SECURITIES & CREDITS PVT. LTD.	1460000	0.82	1460000	0.82
12	FOUR WINGS MARKETING PVT. LTD.	101700	0.06	101700	0.06
13	GMK BUILDERS PVT. LTD.	8164800	4.56	6612900	3.69
14	GOEL CONTAINERS PVT. LTD.	1378662	0.77	1318682	0.74
15	HISSAR TUBES PVT. LTD.	700000	0.39	700000	0.39
16	HI-TECH MERCANTILE (INDIA) PVT. LTD.	2720695	1.52	2720695	1.52
17	NEW ERA COMMERCE & SECURITIES PVT. LTD.	215985	0.12	215900	0.12
18	OCEAN ISPAT PVT. LTD.	300000	0.17	300000	0.17
19	PAREEK OVERSEAS PVT. LTD.	623060	0.35	0	0.00
20	PRAKASH CAPITAL SERVICES LTD.	1508467	0.84	1508400	0.84
21	PRAKASH INDUSTRIAL FINANCE LTD.	904950	0.51	904950	0.51
22	PREMIER FINCAP PVT. LTD.	767000	0.43	767000	0.43
23	PRIMENET GLOBAL LTD.	2470500	1.38	2470500	1.38
24	PRIME MERCANTILE PVT. LTD.	3701470	2.07	3103070	1.73
25	SAMYAK SECURITIES PVT. LTD.	1500000	0.84	1500000	0.84
26	SHREE LABH LAKSHMI CAPITAL SERVICES PVT. LTD.	2311471	1.29	2311471	1.29
27	STYLE LEASING & FINANCE PVT. LTD.	1114400	0.62	1114400	0.62
28	SUNVIN TRADING & INVESTMENT PVT. LTD.	242312	0.14	242312	0.14
29	TECHDRIVE SOFTWARE LTD	562550	0.31	0	0.00
30	TOOLS INDIA PVT. LTD.	900900	0.50	900900	0.50
31	UNITY MERCANTILE PVT. LTD.	251575	0.14	251500	0.14
32	VANSHI FARMS PVT. LTD.	3157900	1.76	3157900	1.76
33	VISION MERCANTILE PVT. LTD.	1866754	1.04	1866700	1.04
34	WELTER SECURITIES LTD.	5006666	2.80	3336666	1.86
35	CHAIBASA STEEL LLP	250000	0.14	250000	0.14
36	DHRUV COMMERCE LLP	1481000	0.83	574000	0.32
37	ESSENTIAL ELECTRONICS LLP	302100	0.17	302100	0.17
38	EVERSHINE MERCANTILE LLP	300000	0.17	300000	0.17
39	FOUR WINGS MARKETING LLP	300000	0.17	300000	0.17
40	HISSAR TUBES LLP	650012	0.36	650012	0.36
41	PREMIER FINCAP LLP	476480	0.27	476480	0.27
42	ROURKELA STEEL LLP	1427133	0.80	490600	0.27
43	SHIKHA MERCANTILE LLP	70600	0.04	70600	0.04
44	SPRING MERCANTILE LLP	500	0.00	0	0.00
45	SUNVIN TRADING & INVESTMENT LLP	1007688	0.56	925000	0.52
46	SUVARNA MARKETING LLP	95000	0.05	95000	0.05
	TOTAL	75945197	42.41	58759528	32.81

T. Gopal

Excel Fincap Private Limited

Regd. Office :-

303, Himland House, D-5,
Karampura Commercial Complex,
New Delhi - 110015

Corp. Office :-

4/40, Shivaji Nagar,
Gurgaon - 122005
Haryana

CIN NO. U74899DL1995PTC066200

13th April, 2023

Listing Department
BSE Ltd.
Phiroze Jeejeebhoy Towers
Dalal Street
Mumbai - 400001

Listing Department
National Stock Exchange of India Ltd
Exchange Plaza, 5th Floor, Plot No. C/1
G Block, Bandra-Kurla Complex,
Bandra (E), Mumbai - 400051

Company Code : 506022

Company Symbol : PRAKASH

**Sub : Disclosure under Regulation 31 of Securities and Exchange Board of India
(Substantial Acquisition of Shares and Takeovers) Regulations, 2011**

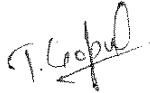
Dear Sir,

In terms of the provisions of Regulation 31 of the SEBI (Substantial Acquisition of Shares and Takeovers) Regulations, 2011, we being Promoter group entity of Prakash Industries Limited hereby enclosing the details of release of pledge shares in the prescribed format.

This is for your information and record please.

Thanking you,

Yours faithfully,
For Excel Fincap Private Limited



Authorised Signatory

Encl : (2) as above

CC To :

Prakash Industries Ltd.
15 Km. Stone, Delhi Road,
Hissar - 125044

Disclosure by the Promoter(s) to the stock exchanges and to the Target Company for encumbrance of shares / invocation of encumbrance/ release of encumbrance, in terms of Regulation 31(1) and 31(2) of SEBI (Substantial Acquisition of Shares and Takeovers) Regulation, 2011

Name of the Target Company(TC)	PRAKASH INDUSTRIES LIMITED	
Names of the Stock Exchanges where the shares of the target company are listed	BSE Ltd. & National Stock Exchange of India Ltd.	
Date of reporting	13 April 2023	
Name of the promoter or PAC on whose shares encumbrance has been created/ released/invoked	Excel Fincap Pvt. Ltd.	

Name of the promoter(s) or PACs with whom *	No. of shares	% of total share capital	No. of shares	% of total share capital	Type of event (creation/ release/ invocation)	Date of creation/ release/ invocation of encumbrance	Type of encumbrance (pledge/ lien/ disposal/ non disposal/ undertaking/ others)	Reasons for encumbrance	No. of shares	% of total share capital	Name of the entity in whose favour shares are encumbered	Post event holding of encumbered shares (2)+(3) / release (2)-(3) / invocation (1)-(3)	
												No. of shares	% of total share capital
Excel Fincap Pvt. Ltd. *	102135	0.06	102100	0.06	Release	10.04.2023	Release of pledge	Release of Security on Repayment of Loan	-102100	-0.06	Lender: Indostar Capital Finance Ltd. Trustee: Catalyst Trusteeship Ltd.	0	0.00

for Excel Fincap Pvt. Ltd.

Authorised Signatory

Place : New Delhi

Date : 13.04.2023

* The details of encumbrances of residual promoters as on 05.04.2023 enclosed herewith as Annexure 1 is an extract of the data available of the Target Company

PRAKASH INDUSTRIES LIMITED
Details of encumbrance of residual promoters as on 05.04.2023

Sr. No.	Name of the Shareholder	Total shares held		Shares pledged or otherwise encumbered	
		No. of shares held	As a % of total share capital	No. of shares held	As a % of total share capital
1	SHRI V.P. AGARWAL	20451072	11.42	10362890	5.79
2	V.P. AGARWAL (HUF)	2208644	1.23	2208644	1.23
3	SMT. MOHINI AGARWAL	1019856	0.57	1019856	0.57
4	SHRI VIKRAM AGARWAL	406500	0.23	406500	0.23
5	SHRI KANHA AGARWAL	18540	0.01	0	0.00
6	AIRCON TRADEX PVT. LTD.	611800	0.34	525800	0.29
7	AMBROŚIA COMMERCE PVT. LTD.	1936500	1.08	1936500	1.08
8	DHRUV COMMERCE PVT. LTD.	300500	0.17	300500	0.17
9	ESSENTIAL ELECTRONICS PVT. LTD.	597300	0.33	597300	0.33
10	EVERSHINE MERCANTILE PVT. LTD.	1621700	0.91	1621700	0.91
11	FOCUS SECURITIES & CREDITS PVT. LTD.	1460000	0.82	1460000	0.82
12	FOUR WINGS MARKETING PVT. LTD.	101700	0.06	101700	0.06
13	GMK BUILDERS PVT. LTD.	8164800	4.56	6612900	3.69
14	GOEL CONTAINERS PVT. LTD.	1378682	0.77	1318682	0.74
15	HISSAR TUBES PVT. LTD.	700000	0.39	700000	0.39
16	HI-TECH MERCANTILE (INDIA) PVT. LTD.	2720695	1.52	2720695	1.52
17	NEW ERA COMMERCE & SECURITIES PVT. LTD.	215985	0.12	215900	0.12
18	OCEAN ISPAT PVT. LTD.	300000	0.17	300000	0.17
19	PAREEK OVERSEAS PVT. LTD.	623060	0.35	0	0.00
20	PRAKASH CAPITAL SERVICES LTD.	1508467	0.84	1508400	0.84
21	PRAKASH INDUSTRIAL FINANCE LTD.	904950	0.51	904950	0.51
22	PREMIER FINCAP PVT. LTD.	767000	0.43	767000	0.43
23	PRIMENET GLOBAL LTD.	2470500	1.38	2470500	1.38
24	PRIME MERCANTILE PVT. LTD.	3701470	2.07	3103070	1.73
25	SAMYAK SECURITIES PVT. LTD.	1500000	0.84	1500000	0.84
26	SHREE LABH LAKSHMI CAPITAL SERVICES PVT. LTD.	2311471	1.29	2311471	1.29
27	STYLE LEASING & FINANCE PVT. LTD.	1114400	0.62	1114400	0.62
28	SUNVIN TRADING & INVESTMENT PVT. LTD.	242312	0.14	242312	0.14
29	TECHDRIVE SOFTWARE LTD	562550	0.31	0	0.00
30	TOOLS INDIA PVT. LTD.	900900	0.50	900900	0.50
31	UNITY MERCANTILE PVT. LTD.	251575	0.14	251500	0.14
32	VANSHI FARMS PVT. LTD.	3157900	1.76	3157900	1.76
33	VISION MERCANTILE PVT. LTD.	1866754	1.04	1866700	1.04
34	WELTER SECURITIES LTD.	5006666	2.80	3336666	1.86
35	CHAIBASA STEEL LLP	250000	0.14	250000	0.14
36	DHRUV COMMERCE LLP	1481000	0.83	574000	0.32
37	ESSENTIAL ELECTRONICS LLP	302100	0.17	302100	0.17
38	EVERSHINE MERCANTILE LLP	300000	0.17	300000	0.17
39	FOUR WINGS MARKETING LLP	300000	0.17	300000	0.17
40	HISSAR TUBES LLP	650012	0.36	650012	0.36
41	PREMIER FINCAP LLP	476480	0.27	476480	0.27
42	ROURKELA STEEL LLP	1427133	0.80	490600	0.27
43	SHIKHA MERCANTILE LLP	70600	0.04	70600	0.04
44	SPRING MERCANTILE LLP	500	0.00	0	0.00
45	SUNVIN TRADING & INVESTMENT LLP	1007688	0.56	925000	0.52
46	SUVARNA MARKETING LLP	95000	0.05	95000	0.05
TOTAL		77464762	43.26	60279128	33.66

T. Gopud

PRAKASH CAPITAL SERVICES LIMITED

Corp. Office: 303, Himland House, D-5, Karampura Commercial Complex,
New Delhi - 110015.

CIN: U65910PB1985PLC052850

E-mail ID: prakashcapital1234@gmail.com

13th April, 2023

Listing Department
BSE Ltd.
Phiroze Jeejeebhoy Towers
Dalal Street
Mumbai - 400001

Listing Department
National Stock Exchange of India Ltd
Exchange Plaza, 5th Floor, Plot No. C/1
G Block, Bandra-Kurla Complex,
Bandra (E), Mumbai - 400051

Company Code : 506022

Company Symbol : PRAKASH

Sub : **Disclosure under Regulation 31 of Securities and Exchange Board of India
(Substantial Acquisition of Shares and Takeovers) Regulations, 2011**

Dear Sir,

In terms of the provisions of Regulation 31 of the SEBI (Substantial Acquisition of Shares and Takeovers) Regulations, 2011, we being Promoter group entity of Prakash Industries Limited hereby enclosing the details of release of pledge shares in the prescribed format.

This is for your information and record please.

Thanking you,

Yours faithfully,
For **Prakash Capital Services Limited**



Authorised Signatory

Encl : (2) as above

CC To :

Prakash Industries Ltd.
15 Km. Stone, Delhi Road,
Hissar - 125044

**Disclosure by the Promoter(s) to the stock exchanges and to the Target Company for encumbrance of shares / invocation of encumbrance/
release of encumbrance, in terms of Regulation 31(1) and 31(2) of SEBI (Substantial Acquisition of Shares and Takeovers) Regulation, 2011**

Name of the Target Company(TC)	Prakash Industries Limited
Names of the Stock Exchanges where the shares of the target company are listed	BSE Ltd. & National Stock Exchange of India Ltd.
Date of reporting	13 April 2023
Name of the promoter or PAC on whose shares encumbrance has been created/ released/invoked	Prakash Capital Services Ltd.

Details of the creation of encumbrance :		Promoter holding in the target company (1)		Promoter holding already encumbered (2)		Details of events pertaining to encumbrance (3)							
Name of the promoter(s) or PACs with whom *	No. of shares	% of total share capital	No. of shares	% of total share capital	Type of event (creation/ release/ invocation)	Date of creation/ release/ invocation of encumbrance	Type of encumbrance (pledge/ lien/ non disposal/ undertaking/ others)	Reasons for encumbrance	No. of shares	% of total share capital	Name of the entity in whose favour shares are encumbered	No. of shares	% of total share capital
Prakash Capital Services Ltd. *	1508467	0.84	1508400	0.84	Release	10.04.2023	Release of Pledge	Release of Security on Repayment of Loan	-1508400	-0.84	Lender : Indostar Capital Finance Ltd. Trustee : Catalyst Trusteeship Ltd.	0	0.00

for Prakash Capital Services Ltd.

Authorised Signatory

Place : New Delhi
Date : 13.04.2023

* The details of encumbrances of residual promoters as on 05.04.2023 enclosed herewith as Annexure 1 is an extract of the data available of the Target Company

PRAKASH INDUSTRIES LIMITED
Details of encumbrance of residual promoters as on 05.04.2023

Sr. No.	Name of the Shareholder	Total shares held		Shares pledged or otherwise encumbered	
		No. of shares held	As a % of total share capital	No. of shares held	As a % of total share capital
1	SHRI V.P. AGARWAL	20451072	11.42	10362890	5.79
2	V.P. AGARWAL (HUF)	2208644	1.23	2208644	1.23
3	SMT. MOHINI AGARWAL	1019856	0.57	1019856	0.57
4	SHRI VIKRAM AGARWAL	406500	0.23	406500	0.23
5	SHRI KANHA AGARWAL	18540	0.01	0	0.00
6	AIRCON TRADEX PVT. LTD.	611800	0.34	525800	0.29
7	AMBROSIA COMMERCE PVT. LTD.	1936500	1.08	1936500	1.08
8	DHRUV COMMERCE PVT. LTD.	300500	0.17	300500	0.17
9	ESSENTIAL ELECTRONICS PVT. LTD.	597300	0.33	597300	0.33
10	EVERSHINE MERCANTILE PVT. LTD.	1621700	0.91	1621700	0.91
11	EXCEL FINCAP PVT. LTD.	102135	0.06	102100	0.06
12	FOCUS SECURITIES & CREDITS PVT. LTD.	1460000	0.82	1460000	0.82
13	FOUR WINGS MARKETING PVT. LTD.	101700	0.06	101700	0.06
14	GMK BUILDERS PVT. LTD.	8164800	4.56	6612900	3.69
15	GOEL CONTAINERS PVT. LTD.	1378682	0.77	1318682	0.74
16	HISSAR TUBES PVT. LTD.	700000	0.39	700000	0.39
17	HI-TECH MERCANTILE (INDIA) PVT. LTD.	2720695	1.52	2720695	1.52
18	NEW ERA COMMERCE & SECURITIES PVT. LTD.	215985	0.12	215900	0.12
19	OCEAN ISPAT PVT. LTD.	300000	0.17	300000	0.17
20	PAREEK OVERSEAS PVT. LTD.	623060	0.35	0	0.00
21	PRAKASH INDUSTRIAL FINANCE LTD.	904950	0.51	904950	0.51
22	PREMIER FINCAP PVT. LTD.	767000	0.43	767000	0.43
23	PRIMENET GLOBAL LTD.	2470500	1.38	2470500	1.38
24	PRIME MERCANTILE PVT. LTD.	3701470	2.07	3103070	1.73
25	SAMYAK SECURITIES PVT. LTD.	1500000	0.84	1500000	0.84
26	SHREE LABH LAKSHMI CAPITAL SERVICES PVT. LTD.	2311471	1.29	2311471	1.29
27	STYLE LEASING & FINANCE PVT. LTD.	1114400	0.62	1114400	0.62
28	SUNVIN TRADING & INVESTMENT PVT. LTD.	242312	0.14	242312	0.14
29	TECHDRIVE SOFTWARE LTD	562550	0.31	0	0.00
30	TOOLS INDIA PVT. LTD.	900900	0.50	900900	0.50
31	UNITY MERCANTILE PVT. LTD.	251575	0.14	251500	0.14
32	VANSHI FARMS PVT. LTD.	3157900	1.76	3157900	1.76
33	VISION MERCANTILE PVT. LTD.	1866754	1.04	1866700	1.04
34	WELTER SECURITIES LTD.	5006666	2.80	3336666	1.86
35	CHAIBASA STEEL LLP	250000	0.14	250000	0.14
36	DHRUV COMMERCE LLP	1481000	0.83	574000	0.32
37	ESSENTIAL ELECTRONICS LLP	302100	0.17	302100	0.17
38	EVERSHINE MERCANTILE LLP	300000	0.17	300000	0.17
39	FOUR WINGS MARKETING LLP	300000	0.17	300000	0.17
40	HISSAR TUBES LLP	650012	0.36	650012	0.36
41	PREMIER FINCAP LLP	476480	0.27	476480	0.27
42	ROURKELA STEEL LLP	1427133	0.80	490600	0.27
43	SHIKHA MERCANTILE LLP	70600	0.04	70600	0.04
44	SPRING MERCANTILE LLP	500	0.00	0	0.00
45	SUNVIN TRADING & INVESTMENT LLP	1007688	0.56	925000	0.52
46	SUVARNA MARKETING LLP	95000	0.05	95000	0.05
	TOTAL	76058430	42.47	58872828	32.87

PRAKASH INDUSTRIAL FINANCE LIMITED

Corporate Office: 303, Himland House, D-5, Karampura Commercial Complex,

New Delhi – 110015

CIN: U65944PB1992PLC052837

E-mail: gopaltg@gmail.com

13th April, 2023

Listing Department
BSE Ltd.
Phiroze Jeejeebhoy Towers
Dalal Street
Mumbai – 400001

Listing Department
National Stock Exchange of India Ltd
Exchange Plaza, 5th Floor, Plot No. C/1
G Block, Bandra-Kurla Complex,
Bandra (E), Mumbai - 400051

Company Code : 506022

Company Symbol : PRAKASH

Sub : **Disclosure under Regulation 31 of Securities and Exchange Board of India
(Substantial Acquisition of Shares and Takeovers) Regulations, 2011**

Dear Sir,

In terms of the provisions of Regulation 31 of the SEBI (Substantial Acquisition of Shares and Takeovers) Regulations, 2011, we being Promoter group entity of Prakash Industries Limited hereby enclosing the details of release of pledge shares in the prescribed format.

This is for your information and record please.

Thanking you,

Yours faithfully,
For **Prakash Industrial Finance Limited**



Authorised Signatory

Encl : (2) as above

CC To :

Prakash Industries Ltd.
15 Km. Stone, Delhi Road,
Hissar – 125044

Disclosure by the Promoter(s) to the stock exchanges and to the Target Company for encumbrance of shares / invocation of encumbrance/ release of encumbrance, in terms of Regulation 31(1) and 31(2) of SEBI (Substantial Acquisition of Shares and Takeovers) Regulation, 2011

Name of the Target Company(TC)	PRAKASH INDUSTRIES LIMITED	
Names of the Stock Exchanges where the shares of the target company are listed	BSE Ltd. & National Stock Exchange of India Ltd.	
Date of reporting	13 April 2023	
Name of the promoter or PAC on whose shares encumbrance has been created/ released/invoked	Prakash Industrial Finance Ltd.	

Details of the creation of encumbrance :													
Name of the promoter(s) or PACs with him *	Promoter holding in the target company (1)	Promoter holding already encumbered (2)	Details of events pertaining to encumbrance (3)										
No. of shares	% of total share capital	No. of shares	% of total share capital	Type of event (creation/ release/ invocation)	Date of creation/ release/ invocation of encumbrance	Type of encumbrance (pledge/ lien/ non disposal undetaking/ others)	Reasons for encumbrance	No. of shares	% of total share capital	Name of the entity in whose favour shares are encumbered	No. of shares	% of total share capital	
Prakash Industrial Finance Ltd. *	904950	0.51	904950	0.51	Release	10.04.2023	Release of Pledge	Release of Security on Repayment of Loan	-690000	-0.39	Lender : Indostar Capital Finance Ltd. Trustee : Catalyst Trusteeship Ltd.	214950	0.12

for Prakash Industrial Finance Ltd.

Authorised Signatory

Place : New Delhi
Date : 13.04.2023

* The details of encumbrances of residual promoters as on 05.04.2023 enclosed herewith as Annexure 1 is an extract of the data available of the Target Company

PRAKASH INDUSTRIES LIMITED
Details of encumbrance of residual promoters as on 05.04.2023

Sr. No.	Name of the Shareholder	Total shares held		Shares pledged or otherwise encumbered	
		No. of shares held	As a % of total share capital	No. of shares held	As a % of total share capital
1	SHRI V.P. AGARWAL	20451072	11.42	10362890	5.79
2	V.P. AGARWAL (HUF)	2208644	1.23	2208644	1.23
3	SMT. MOHINI AGARWAL	1019856	0.57	1019856	0.57
4	SHRI VIKRAM AGARWAL	406500	0.23	406500	0.23
5	SHRI KANHA AGARWAL	18540	0.01	0	0.00
6	AIRCON TRADEX PVT. LTD.	611800	0.34	525800	0.29
7	AMBROSIA COMMERCE PVT. LTD.	1936500	1.08	1936500	1.08
8	DHRUV COMMERCE PVT. LTD.	300500	0.17	300500	0.17
9	ESSENTIAL ELECTRONICS PVT. LTD.	597300	0.33	597300	0.33
10	EVERSHINE MERCANTILE PVT. LTD.	1621700	0.91	1621700	0.91
11	EXCEL FINCAP PVT. LTD.	102135	0.06	102100	0.06
12	FOCUS SECURITIES & CREDITS PVT. LTD.	1460000	0.82	1460000	0.82
13	FOUR WINGS MARKETING PVT. LTD.	101700	0.06	101700	0.06
14	GMK BUILDERS PVT. LTD.	8164800	4.56	6612900	3.69
15	GOEL CONTAINERS PVT. LTD.	1378682	0.77	1318682	0.74
16	HISSAR TUBES PVT. LTD.	700000	0.39	700000	0.39
17	HI-TECH MERCANTILE (INDIA) PVT. LTD.	2720695	1.52	2720695	1.52
18	NEW ERA COMMERCE & SECURITIES PVT. LTD.	215985	0.12	215900	0.12
19	OCEAN ISPAT PVT. LTD.	300000	0.17	300000	0.17
20	PAREEK OVERSEAS PVT. LTD.	623060	0.35	0	0.00
21	PRAKASH CAPITAL SERVICES LTD.	1508467	0.84	1508400	0.84
22	PREMIER FINCAP PVT. LTD.	767000	0.43	767000	0.43
23	PRIMENET GLOBAL LTD.	2470500	1.38	2470500	1.38
24	PRIME MERCANTILE PVT. LTD.	3701470	2.07	3103070	1.73
25	SAMYAK SECURITIES PVT. LTD.	1500000	0.84	1500000	0.84
26	SHREE LABH LAKSHMI CAPITAL SERVICES PVT. LTD.	2311471	1.29	2311471	1.29
27	STYLE LEASING & FINANCE PVT. LTD.	1114400	0.62	1114400	0.62
28	SUNVIN TRADING & INVESTMENT PVT. LTD.	242312	0.14	242312	0.14
29	TECHDRIVE SOFTWARE LTD.	562550	0.31	0	0.00
30	TOOLS INDIA PVT. LTD.	900900	0.50	900900	0.50
31	UNITY MERCANTILE PVT. LTD.	251575	0.14	251500	0.14
32	VANSHI FARMS PVT. LTD.	3157900	1.76	3157900	1.76
33	VISION MERCANTILE PVT. LTD.	1866754	1.04	1866700	1.04
34	WELTER SECURITIES LTD.	5006666	2.80	3336666	1.86
35	CHAIBASA STEEL LLP	250000	0.14	250000	0.14
36	DHRUV COMMERCE LLP	1481000	0.83	574000	0.32
37	ESSENTIAL ELECTRONICS LLP	302100	0.17	302100	0.17
38	EVERSHINE MERCANTILE LLP	300000	0.17	300000	0.17
39	FOUR WINGS MARKETING LLP	300000	0.17	300000	0.17
40	HISSAR TUBES LLP	650012	0.36	650012	0.36
41	PREMIER FINCAP LLP	476480	0.27	476480	0.27
42	ROURKELA STEEL LLP	1427133	0.80	490600	0.27
43	SHIKHA MERCANTILE LLP	70600	0.04	70600	0.04
44	SPRING MERCANTILE LLP	500	0.00	0	0.00
45	SUNVIN TRADING & INVESTMENT LLP	1007688	0.56	925000	0.52
46	SUVARNA MARKETING LLP	95000	0.05	95000	0.05
	TOTAL	76661947	42.81	59476278	33.21