

Style Leasing & Finance Pvt. Ltd.

Regd. Office: 303, Himland House, D-5, Karampura Commercial Complex,
New Delhi West Delhi DL 110015
CIN NO. U74899DL1989PTC035878

13th April, 2023

Listing Department
BSE Ltd.
Phiroze Jeejeebhoy Towers
Dalal Street
Mumbai – 400001

Listing Department
National Stock Exchange of India Ltd
Exchange Plaza, 5th Floor, Plot No. C/1
G Block, Bandra-Kurla Complex,
Bandra (E), Mumbai - 400051

Company Code : 506022

Company Symbol : PRAKASH

Sub : **Disclosure under Regulation 31 of Securities and Exchange Board of India
(Substantial Acquisition of Shares and Takeovers) Regulations, 2011**

Dear Sir,

In terms of the provisions of Regulation 31 of the SEBI (Substantial Acquisition of Shares and Takeovers) Regulations, 2011, we being Promoter group entity of Prakash Industries Limited hereby enclosing the details of release of pledge shares in the prescribed format.

This is for your information and record please.

Thanking you,

Yours faithfully,
For **Style Leasing & Finance Private Limited**



Authorised Signatory

Encl : (2) as above

CC To :

Prakash Industries Ltd.
15 Km. Stone, Delhi Road,
Hissar – 125044

Disclosure by the Promoter(s) to the stock exchanges and to the Target Company for encumbrance of shares / invocation of encumbrance/ release of encumbrance, in terms of Regulation 31(1) and 31(2) of SEBI (Substantial Acquisition of Shares and Takeovers) Regulation, 2011

Name of the Target Company(TC)	PRAKASH INDUSTRIES LIMITED	
Names of the Stock Exchanges where the shares of the target company are listed	BSE Ltd. & National Stock Exchange of India Ltd.	
Date of reporting	13 April 2023	
Name of the promoter or PAC on whose shares encumbrance has been created/ released/invoked	Style Leasing & Finance Pvt. Ltd.	

Name of the promoter(s) or PACs with whom *	Promoter holding in the target company (1)		Promoter holding already encumbered (2)		Type of event (creation/ release/ invocation)	Date of creation/ release/ invocation of encumbrance	Type of encumbrance (pledge/ lien/ non disposal/ undertaking/ others)	Reasons for encumbrance	No. of shares	% of total share capital	Name of the entity in whose favour shares are encumbered	No. of shares	% of total share capital	Post event holding of encumbered shares (2)+(3) / release (2)-(3)) / invocation ((1)-(3))	% of total share capital
	No. of shares	% of total share capital	No. of shares	% of total share capital											
Style Leasing & Finance Pvt. Ltd. *	1114400	0.62	1114400	0.62	Release	10/04/2023	Release of Pledge	Release of Security on Repayment of Loan	-864400	-0.48	Lender : Indostar Capital Finance Ltd. Trustee : Catalyst Trusteeship Ltd.	250000		250000	0.14

for Style Leasing & Finance Pvt. Ltd.

Authorised Signatory



Place : New Delhi
Date : 13.04.2023

* The details of encumbrances of residual promoters as on 05.04.2023 enclosed herewith as Annexure 1 is an extract of the data available of the Target Company

PRAKASH INDUSTRIES LIMITED
Details of encumbrance of residual promoters as on 05.04.2023

Sr. No.	Name of the Shareholder	Total shares held		Shares pledged or otherwise encumbered	
		No. of shares held	As a % of total share capital	No. of shares held	As a % of total share capital
1	SHRI V.P. AGARWAL	20451072	11.42	10362890	5.79
2	V.P. AGARWAL (HUF)	2208644	1.23	2208644	1.23
3	SMT. MOHINI AGARWAL	1019856	0.57	1019856	0.57
4	SHRI VIKRAM AGARWAL	406500	0.23	406500	0.23
5	SHRI KANHA AGARWAL	18540	0.01	0	0.00
6	AIRCON TRADEX PVT. LTD.	611800	0.34	525800	0.29
7	AMBROSIA COMMERCE PVT. LTD.	1936500	1.08	1936500	1.08
8	DHRUV COMMERCE PVT. LTD.	300500	0.17	300500	0.17
9	ESSENTIAL ELECTRONICS PVT. LTD.	597300	0.33	597300	0.33
10	EVERSHINE MERCANTILE PVT. LTD.	1621700	0.91	1621700	0.91
11	EXCEL FINCAP PVT. LTD.	102135	0.06	102100	0.06
12	FOCUS SECURITIES & CREDITS PVT. LTD.	1460000	0.82	1460000	0.82
13	FOUR WINGS MARKETING PVT. LTD.	101700	0.06	101700	0.06
14	GMK BUILDERS PVT. LTD.	8164800	4.56	6612900	3.69
15	GOEL CONTAINERS PVT. LTD.	1378682	0.77	1318682	0.74
16	HISSAR TUBES PVT. LTD.	700000	0.39	700000	0.39
17	HI-TECH MERCANTILE (INDIA) PVT. LTD.	2720695	1.52	2720695	1.52
18	NEW ERA COMMERCE & SECURITIES PVT. LTD.	215985	0.12	215900	0.12
19	OCEAN ISPAT PVT. LTD.	300000	0.17	300000	0.17
20	PAREEK OVERSEAS PVT. LTD.	623060	0.35	0	0.00
21	PRAKASH CAPITAL SERVICES LTD.	1508467	0.84	1508400	0.84
22	PRAKASH INDUSTRIAL FINANCE LTD.	904950	0.51	904950	0.51
23	PREMIER FINCAP PVT. LTD.	767000	0.43	767000	0.43
24	PRIMENET GLOBAL LTD.	2470500	1.38	2470500	1.38
25	PRIME MERCANTILE PVT. LTD.	3701470	2.07	3103070	1.73
26	SAMYAK SECURITIES PVT. LTD.	1500000	0.84	1500000	0.84
27	SHREE LABH LAKSHMI CAPITAL SERVICES PVT. LTD.	2311471	1.29	2311471	1.29
28	SUNVIN TRADING & INVESTMENT PVT. LTD.	242312	0.14	242312	0.14
29	TECHDRIVE SOFTWARE LTD	562550	0.31	0	0.00
30	TOOLS INDIA PVT. LTD.	900900	0.50	900900	0.50
31	UNITY MERCANTILE PVT. LTD.	251575	0.14	251500	0.14
32	VANSHI FARMS PVT. LTD.	3157900	1.76	3157900	1.76
33	VISION MERCANTILE PVT. LTD.	1866754	1.04	1866700	1.04
34	WELTER SECURITIES LTD.	5006666	2.80	3336666	1.86
35	CHAIBASA STEEL LLP	250000	0.14	250000	0.14
36	DHRUV COMMERCE LLP	1481000	0.83	574000	0.32
37	ESSENTIAL ELECTRONICS LLP	302100	0.17	302100	0.17
38	EVERSHINE MERCANTILE LLP	300000	0.17	300000	0.17
39	FOUR WINGS MARKETING LLP	300000	0.17	300000	0.17
40	HISSAR TUBES LLP	650012	0.36	650012	0.36
41	PREMIER FINCAP LLP	476480	0.27	476480	0.27
42	ROURKELA STEEL LLP	1427133	0.80	490600	0.27
43	SHIKHA MERCANTILE LLP	70600	0.04	70600	0.04
44	SPRING MERCANTILE LLP	500	0.00	0	0.00
45	SUNVIN TRADING & INVESTMENT LLP	1007688	0.56	925000	0.52
46	SUVARNA MARKETING LLP	95000	0.05	95000	0.05
TOTAL		76452497	42.69	59266828	33.09

Ash

UNITY MERCANTILE PVT. LTD.

Regd. Office : 303, Himland House, D-5, Karampura Commercial Complex,
New Delhi-110015.
CIN NO. U74899DL1995PTC068627

13th April, 2023

Listing Department
BSE Ltd.
Phiroze Jeejeebhoy Towers
Dalal Street
Mumbai – 400001

Listing Department
National Stock Exchange of India Ltd
Exchange Plaza, 5th Floor, Plot No. C/1
G Block, Bandra-Kurla Complex,
Bandra (E), Mumbai - 400051

Company Code : 506022

Company Symbol : PRAKASH

Sub : **Disclosure under Regulation 31 of Securities and Exchange Board of India
(Substantial Acquisition of Shares and Takeovers) Regulations, 2011**

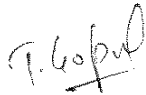
Dear Sir,

In terms of the provisions of Regulation 31 of the SEBI (Substantial Acquisition of Shares and Takeovers) Regulations, 2011, we being Promoter group entity of Prakash Industries Limited hereby enclosing the details of release of pledge shares in the prescribed format.

This is for your information and record please.

Thanking you,

Yours faithfully,
For **Unity Mercantile Private Limited**



Authorised Signatory

Encl : (2) as above

CC To :

Prakash Industries Ltd.
15 Km. Stone, Delhi Road,
Hissar – 125044

Disclosure by the Promoter(s) to the stock exchanges and to the Target Company for encumbrance of shares / invocation of encumbrance/ release of encumbrance, in terms of Regulation 31(1) and 31(2) of SEBI (Substantial Acquisition of Shares and Takeovers) Regulation, 2011

Name of the Target Company(TC)	Prakash Industries Limited
Names of the Stock Exchanges where the shares of the target company are listed	BSE Ltd. & National Stock Exchange of India Ltd.
Date of Reporting	13 April 2023
Name of the promoter or PAC on whose shares encumbrance has been created/ released/invoked	Unity Mercantile Pvt. Ltd.

Name of the promoter(s) or PACs with him *	Promoter holding in the target company (1)	Promoter holding encumbered (2)	Details of events pertaining to encumbrance (3)										Post event holding of encumbered shares ((2)+(3)) / release ((2)-(3)) / invocation ((1)-(3))
			No. of shares	% of total share capital	No. of shares	% of total share capital	Type of event (creation/ release/ invocation)	Date of creation/ release/ invocation	Type of encumbrance (pledge/ lien/ non disposal/ undertaking/ others)	Reasons for encumbrance	No. of shares	% of total share capital	
Unity Mercantile Pvt. Ltd. *	251575	0.14	251500	0.14	Release	10.04.2023	Release of Pledge	Release of Security on Repayment of Loan	-251500	-0.14	Lender : Indostar Capital Finance Ltd. Trustee : Catalyst Trusteeship Ltd.	0	0.00

for Unity Mercantile Pvt. Ltd.

Authorised Signatory

Place : New Delhi
Date : 13.04.2023

* The details of encumbrances of residual promoters as on 05.04.2023 enclosed herewith as Annexure 1 is an extract of the data available of the Target Company

PRAKASH INDUSTRIES LIMITED
Details of encumbrance of residual promoters as on 05.04.2023

Sr. No.	Name of the Shareholder	Total shares held		Shares pledged or otherwise encumbered	
		No. of shares held	As a % of total share capital	No. of shares held	As a % of total share capital
1	SHRI V.P. AGARWAL	20451072	11.42	10362890	5.79
2	V.P. AGARWAL (HUF)	2208644	1.23	2208644	1.23
3	SMT. MOHINI AGARWAL	1019856	0.57	1019856	0.57
4	SHRI VIKRAM AGARWAL	406500	0.23	406500	0.23
5	SHRI KANHA AGARWAL	18540	0.01	0	0.00
6	AIRCON TRADEX PVT. LTD.	611800	0.34	525800	0.29
7	AMBROSIA COMMERCE PVT. LTD.	1936500	1.08	1936500	1.08
8	DHRUV COMMERCE PVT. LTD.	300500	0.17	300500	0.17
9	ESSENTIAL ELECTRONICS PVT. LTD.	597300	0.33	597300	0.33
10	EVERSHINE MERCANTILE PVT. LTD.	1621700	0.91	1621700	0.91
11	EXCEL FINCAP PVT. LTD.	102135	0.06	102100	0.06
12	FOCUS SECURITIES & CREDITS PVT. LTD.	1460000	0.82	1460000	0.82
13	FOUR WINGS MARKETING PVT. LTD.	101700	0.06	101700	0.06
14	GMK BUILDERS PVT. LTD.	8164800	4.56	6612900	3.69
15	GOEL CONTAINERS PVT. LTD.	1378682	0.77	1318682	0.74
16	HISSAR TUBES PVT. LTD.	700000	0.39	700000	0.39
17	HI-TECH MERCANTILE (INDIA) PVT. LTD.	2720695	1.52	2720695	1.52
18	NEW ERA COMMERCE & SECURITIES PVT. LTD.	215985	0.12	215900	0.12
19	OCEAN ISPAT PVT. LTD.	300000	0.17	300000	0.17
20	PAREEK OVERSEAS PVT. LTD.	823060	0.35	0	0.00
21	PRAKASH CAPITAL SERVICES LTD.	1508467	0.84	1508400	0.84
22	PRAKASH INDUSTRIAL FINANCE LTD.	904950	0.51	904950	0.51
23	PREMIER FINCAP PVT. LTD.	767000	0.43	767000	0.43
24	PRIMENET GLOBAL LTD.	2470500	1.38	2470500	1.38
25	PRIME MERCANTILE PVT. LTD.	3701470	2.07	3103070	1.73
26	SAMYAK SECURITIES PVT. LTD.	1500000	0.84	1500000	0.84
27	SHREE LABH LAKSHMI CAPITAL SERVICES PVT. LTD.	2311471	1.29	2311471	1.29
28	STYLE LEASING & FINANCE PVT. LTD.	1114400	0.62	1114400	0.62
29	SUNVIN TRADING & INVESTMENT PVT. LTD.	242312	0.14	242312	0.14
30	TECHDRIVE SOFTWARE LTD	562550	0.31	0	0.00
31	TOOLS INDIA PVT. LTD.	900900	0.50	900900	0.50
32	VANSHI FARMS PVT. LTD.	3157900	1.76	3157900	1.76
33	VISION MERCANTILE PVT. LTD.	1866754	1.04	1866700	1.04
34	WELTER SECURITIES LTD.	5006666	2.80	3336666	1.86
35	CHAIBASA STEEL LLP	250000	0.14	250000	0.14
36	DHRUV COMMERCE LLP	1481000	0.83	574000	0.32
37	ESSENTIAL ELECTRONICS LLP	302100	0.17	302100	0.17
38	EVERSHINE MERCANTILE LLP	300000	0.17	300000	0.17
39	FOUR WINGS MARKETING LLP	300000	0.17	300000	0.17
40	HISSAR TUBES LLP	650012	0.36	650012	0.36
41	PREMIER FINCAP LLP	476480	0.27	476480	0.27
42	ROURKELA STEEL LLP	1427133	0.80	490600	0.27
43	SHIKHA MERCANTILE LLP	70600	0.04	70600	0.04
44	SPRING MERCANTILE LLP	500	0.00	0	0.00
45	SUNVIN TRADING & INVESTMENT LLP	1007688	0.56	925000	0.52
46	SUVARNA MARKETING LLP	95000	0.05	95000	0.05
TOTAL		77315322	43.17	60129728	33.58

T. Gopu

WELTER SECURITIES LIMITED

Corp. Office: 303, Himland House, D-5, Karampura Commercial Complex, New Delhi – 110015

CIN: L65993WB1990PLC048314

E-mail: welter1234@rediffmail.com

13th April, 2023

Listing Department
BSE Ltd.
Phiroze Jeejeebhoy Towers
Dalal Street
Mumbai – 400001

Listing Department
National Stock Exchange of India Ltd
Exchange Plaza, 5th Floor, Plot No. C/1
G Block, Bandra-Kurla Complex,
Bandra (E), Mumbai - 400051

Company Code : 506022

Company Symbol : PRAKASH

**Sub : Disclosure under Regulation 31 of Securities and Exchange Board of India
(Substantial Acquisition of Shares and Takeovers) Regulations, 2011**

Dear Sir,

In terms of the provisions of Regulation 31 of the SEBI (Substantial Acquisition of Shares and Takeovers) Regulations, 2011, we being Promoter group entity of Prakash Industries Limited hereby enclosing the details of release of pledge shares in the prescribed format.

This is for your information and record please.

Thanking you,

Yours faithfully,
For **Welter Securities Limited**



Authorised Signatory

Encl : (2) as above

CC To :

Prakash Industries Ltd.
15 Km. Stone, Delhi Road,
Hissar – 125044

Disclosure by the Promoter(s) to the stock exchanges and to the Target Company for encumbrance of shares / invocation of encumbrance/ release of encumbrance, in terms of Regulation 31(1) and 31(2) of SEBI (Substantial Acquisition of Shares and Takeovers) Regulation, 2011

Name of the Target Company(TC)	PRAKASH INDUSTRIES LIMITED	
Names of the Stock Exchanges where the shares of the target company are listed	BSE Ltd. & National Stock Exchange of India Ltd.	
Date of reporting	13 April 2023	
Name of the promoter or PAC on whose shares encumbrance has been created/ released/invoked	Welter Securities Ltd.	

Details of the creation of encumbrance :													
Name of the promoter(s) or PACs with whom *	Promoter holding in the target company (1)	Promoter holding already encumbered (2)	Details of events pertaining to encumbrance (3)										
No. of shares	% of total share capital	No. of shares	% of total share capital	Type of event (creation/ release/ invocation)	Date of creation/ release/ invocation of encumbrance	Type of encumbrance (pledge/ lien/ non disposal/ undertaking/ others)	Reasons for encumbrance	No. of shares	% of total share capital	Name of the entity in whose favour shares are encumbered	No. of shares	% of total share capital	
Welter Securities Ltd. *	5006666	2.80	3336666	1.86	Release	10.04.2023	Release of Pledge	Release of Security on Repayment of Loan	-186600	-0.10	Lender : Indostar Capital Finance Ltd. Trustee : Catalyst Trusteeeship Ltd.	3150066	1.76

for Welter Securities Ltd.

Authorised Signatory




Place : New Delhi
Date : 13.04.2023

* The details of encumbrances of residual promoters as on 05.04.2023 enclosed herewith as Annexure 1 is an extract of the data available of the Target Company

PRAKASH INDUSTRIES LIMITED
Details of encumbrance of residual promoters as on 05.04.2023

Sr. No.	Name of the Shareholder	Total shares held		Shares pledged or otherwise encumbered	
		No. of shares held	As a % of total share capital	No. of shares held	As a % of total share capital
1	SHRI V.P. AGARWAL	20451072	11.42	10362890	5.79
2	V.P. AGARWAL (HUF)	2208644	1.23	2208644	1.23
3	SMT. MOHINI AGARWAL	1019856	0.57	1019856	0.57
4	SHRI VIKRAM AGARWAL	406500	0.23	406500	0.23
5	SHRI KANHA AGARWAL	18540	0.01	0	0.00
6	AIRCON TRADEX PVT. LTD.	611800	0.34	525800	0.29
7	AMBROSIA COMMERCE PVT. LTD.	1936500	1.08	1936500	1.08
8	DHRUV COMMERCE PVT. LTD.	300500	0.17	300500	0.17
9	ESSENTIAL ELECTRONICS PVT. LTD.	597300	0.33	597300	0.33
10	EVERSHINE MERCANTILE PVT. LTD.	1621700	0.91	1621700	0.91
11	EXCEL FINCAP PVT. LTD.	102135	0.06	102100	0.06
12	FOCUS SECURITIES & CREDITS PVT. LTD.	1460000	0.82	1460000	0.82
13	FOUR WINGS MARKETING PVT. LTD.	101700	0.06	101700	0.06
14	GMK BUILDERS PVT. LTD.	8164800	4.56	6612900	3.69
15	GOEL CONTAINERS PVT. LTD.	1378682	0.77	1318682	0.74
16	HISSAR TUBES PVT. LTD.	700000	0.39	700000	0.39
17	HI-TECH MERCANTILE (INDIA) PVT. LTD.	2720695	1.52	2720695	1.52
18	NEW ERA COMMERCE & SECURITIES PVT. LTD.	215985	0.12	215900	0.12
19	OCEAN ISPAT PVT. LTD.	300000	0.17	300000	0.17
20	PAREEK OVERSEAS PVT. LTD.	623060	0.35	0	0.00
21	PRAKASH CAPITAL SERVICES LTD.	1508467	0.84	1508400	0.84
22	PRAKASH INDUSTRIAL FINANCE LTD.	904950	0.51	904950	0.51
23	PREMIER FINCAP PVT. LTD.	767000	0.43	767000	0.43
24	PRIMENET GLOBAL LTD.	2470500	1.38	2470500	1.38
25	PRIME MERCANTILE PVT. LTD.	3701470	2.07	3103070	1.73
26	SAMYAK SECURITIES PVT. LTD.	1500000	0.84	1500000	0.84
27	SHREE LABH LAKSHMI CAPITAL SERVICES PVT. LTD.	2311471	1.29	2311471	1.29
28	STYLE LEASING & FINANCE PVT. LTD.	1114400	0.62	1114400	0.62
29	SUNVIN TRADING & INVESTMENT PVT. LTD.	242312	0.14	242312	0.14
30	TECHDRIVE SOFTWARE LTD	562550	0.31	0	0.00
31	TOOLS INDIA PVT. LTD.	900900	0.50	900900	0.50
32	UNITY MERCANTILE PVT. LTD.	251575	0.14	251500	0.14
33	VANSHI FARMS PVT. LTD.	3157900	1.76	3157900	1.76
34	VISION MERCANTILE PVT. LTD.	1866754	1.04	1866700	1.04
35	CHAIBASA STEEL LLP	250000	0.14	250000	0.14
36	DHRUV COMMERCE LLP	1481000	0.83	574000	0.32
37	ESSENTIAL ELECTRONICS LLP	302100	0.17	302100	0.17
38	EVERSHINE MERCANTILE LLP	300000	0.17	300000	0.17
39	FOUR WINGS MARKETING LLP	300000	0.17	300000	0.17
40	HISSAR TUBES LLP	650012	0.36	650012	0.36
41	PREMIER FINCAP LLP	476480	0.27	476480	0.27
42	ROURKELA STEEL LLP	1427133	0.80	490600	0.27
43	SHIKHA MERCANTILE LLP	70600	0.04	70600	0.04
44	SPRING MERCANTILE LLP	500	0.00	0	0.00
45	SUNVIN TRADING & INVESTMENT LLP	1007688	0.56	925000	0.52
46	SUVARNA MARKETING LLP	95000	0.05	95000	0.05
	TOTAL	72560231	40.52	57044562	31.85



DHRUV COMMERCE LLP

(Formerly Dhruv Commerce Pvt. Ltd.)

Regd. Office: 303, Himland House, D-5, Karampura Commercial Complex,

New Delhi – 110015

LLPIN - AAL-9545

Email ID: GOPALTE@GMAIL.COM

13th April, 2023

Listing Department
BSE Ltd.
Phiroze Jeejeebhoy Towers
Dalal Street
Mumbai – 400001

Listing Department
National Stock Exchange of India Ltd
Exchange Plaza, 5th Floor, Plot No. C/1
G Block, Bandra-Kurla Complex,
Bandra (E), Mumbai - 400051

Company Code : 506022

Company Symbol : PRAKASH

Sub : Disclosure under Regulation 31 of Securities and Exchange Board of India
(Substantial Acquisition of Shares and Takeovers) Regulations, 2011

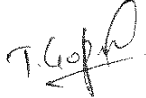
Dear Sir,

In terms of the provisions of Regulation 31 of the SEBI (Substantial Acquisition of Shares and Takeovers) Regulations, 2011, we being Promoter group entity of Prakash Industries Limited hereby enclosing the details of release of pledge shares in the prescribed format.

This is for your information and record please.

Thanking you,

Yours faithfully,
For **Dhruv Commerce LLP**



Authorised Signatory

Encl : (2) as above

CC To :

Prakash Industries Ltd.
15 Km. Stone, Delhi Road,
Hissar – 125044

Disclosure by the Promoter(s) to the stock exchanges and to the Target Company for encumbrance of shares / invocation of encumbrance/ release of encumbrance, in terms of Regulation 31(1) and 31(2) of SEBI (Substantial Acquisition of Shares and Takeovers) Regulation, 2011

Name of the Target Company(TC)	PRAKASH INDUSTRIES LIMITED	
Names of the Stock Exchanges where the shares of the target company are listed	BSE Ltd. & National Stock Exchange of India Ltd.	
Date of reporting	13 April 2023	
Name of the promoter or PAC on whose shares encumbrance has been created/ released/invoked	Dhruv Commerce LLP	

Name of the promoter(s) or PACs with whom *	Promoter holding in the target company (1)		Promoter holding already encumbered (2)		Details of events pertaining to encumbrance (3)							Post event holding of encumbered shares (creation [(2)+(3)] / release [(2)-(3)] / invocation [(1)-(3)])	
	No. of shares	% of total share capital	No. of shares	% of total share capital	Type of event (creation/ release/ invocation)	Date of creation/ release/ invocation of encumbrance	Type of encumbrance (pledge/ lien/ non disposal undertaking/ others)	Reasons for encumbrance	No. of shares	% of total share capital	Name of the entity in whose favour shares are encumbered	No. of shares	% of total share capital
Dhruv Commerce LLP *	1481000	0.83	574000	0.32	Release	10.04.2023	Release of pledge	Release of Security on Repayment of Loan	-560000	-0.31	Lender : Indostar Capital Finance Ltd. Trustee : Catalyst Thrusteeship Ltd.	14000	0.01

for Dhruv Commerce LLP

Authorised Signatory


Place : New Delhi
 Date : 13.04.2023

* The details of encumbrances of residual promoters as on 05.04.2023 enclosed herewith as Annexure 1 is an extract of the data available of the Target Company

PRAKASH INDUSTRIES LIMITED

Details of encumbrance of residual promoters as on 05.04.2023

Sr. No.	Name of the Shareholder	Total shares held		Shares pledged or otherwise encumbered	
		No. of shares held	As a % of total share capital	No. of shares held	As a % of total share capital
1	SHRI V.P. AGARWAL	20451072	11.42	10362890	5.79
2	V.P. AGARWAL (HUF)	2208644	1.23	2208644	1.23
3	SMT. MOHINI AGARWAL	1019856	0.57	1019856	0.57
4	SHRI VIKRAM AGARWAL	406500	0.23	406500	0.23
5	SHRI KANHA AGARWAL	18540	0.01	0	0.00
6	AIRCON TRADEX PVT. LTD.	611800	0.34	525800	0.29
7	AMBROSIA COMMERCE PVT. LTD.	1936500	1.08	1936500	1.08
8	DHRUV COMMERCE PVT. LTD.	300500	0.17	300500	0.17
9	ESSENTIAL ELECTRONICS PVT. LTD.	597300	0.33	597300	0.33
10	EVERSHINE MERCANTILE PVT. LTD.	1621700	0.91	1621700	0.91
11	EXCEL FINCAP PVT. LTD.	102135	0.06	102100	0.06
12	FOCUS SECURITIES & CREDITS PVT. LTD.	1460000	0.82	1460000	0.82
13	FOUR WINGS MARKETING PVT. LTD.	101700	0.06	101700	0.06
14	GMK BUILDERS PVT. LTD.	8164800	4.56	6612900	3.69
15	GOEL CONTAINERS PVT. LTD.	1378682	0.77	1318682	0.74
16	HISSAR TUBES PVT. LTD.	700000	0.39	700000	0.39
17	HI-TECH MERCANTILE (INDIA) PVT. LTD.	2720695	1.52	2720695	1.52
18	NEW ERA COMMERCE & SECURITIES PVT. LTD.	215985	0.12	215900	0.12
19	OCEAN ISPAT PVT. LTD.	300000	0.17	300000	0.17
20	PAREEK OVERSEAS PVT. LTD.	623060	0.35	0	0.00
21	PRAKASH CAPITAL SERVICES LTD.	1508467	0.84	1508400	0.84
22	PRAKASH INDUSTRIAL FINANCE LTD.	904950	0.51	904950	0.51
23	PREMIER FINCAP PVT. LTD.	767000	0.43	767000	0.43
24	PRIMENET GLOBAL LTD.	2470500	1.38	2470500	1.38
25	PRIME MERCANTILE PVT. LTD.	3701470	2.07	3103070	1.73
26	SAMYAK SECURITIES PVT. LTD.	1500000	0.84	1500000	0.84
27	SHREE LABH LAKSHMI CAPITAL SERVICES PVT. LTD.	2311471	1.29	2311471	1.29
28	STYLE LEASING & FINANCE PVT. LTD.	1114400	0.62	1114400	0.62
29	SUNVIN TRADING & INVESTMENT PVT. LTD.	242312	0.14	242312	0.14
30	TECHDRIVE SOFTWARE LTD	562550	0.31	0	0.00
31	TOOLS INDIA PVT. LTD.	900900	0.50	900900	0.50
32	UNITY MERCANTILE PVT. LTD.	251575	0.14	251500	0.14
33	VANSHI FARMS PVT. LTD.	3157900	1.76	3157900	1.76
34	VISION MERCANTILE PVT. LTD.	1866754	1.04	1866700	1.04
35	WELTER SECURITIES LTD.	5006666	2.80	3336666	1.86
36	CHAIBASA STEEL LLP	250000	0.14	250000	0.14
37	ESSENTIAL ELECTRONICS LLP	302100	0.17	302100	0.17
38	EVERSHINE MERCANTILE LLP	300000	0.17	300000	0.17
39	FOUR WINGS MARKETING LLP	300000	0.17	300000	0.17
40	HISSAR TUBES LLP	650012	0.36	650012	0.36
41	PREMIER FINCAP LLP	476480	0.27	476480	0.27
42	ROURKELA STEEL LLP	1427133	0.80	490600	0.27
43	SHIKHA MERCANTILE LLP	70600	0.04	70600	0.04
44	SPRING MERCANTILE LLP	500	0.00	0	0.00
45	SUNVIN TRADING & INVESTMENT LLP	1007688	0.56	925000	0.52
46	SUVARNA MARKETING LLP	95000	0.05	95000	0.05
	TOTAL	76085897	42.49	59807228	33.40

R. Gopud