

SUDEV INDUSTRIES LIMITED

Registered Office: B1/26, Sector-18, Noida, Gautam Buddha Nagar, Uttar Pradesh - 201301

CIN No.: L25201UP1992PLC018150, Tel. No.: 8447772518

Website: www.sudev.co.in, E-mail: info@sudev.co.in

Date: 19th August, 2021

The Manager
Department of Corporate Services
Bombay Stock Exchange Limited
Floor 25, P.J. Towers, Dalal Street
Mumbai-400 001

Scrip Code:- 526530

Sub: Unaudited Financial Results for the Quarter and Half Year ended September 30, 2019 along with Limited Review Report.

Dear Sir,


Pursuant to Regulation 30 and 33 of the Securities and Exchange Board of India (Listing Obligations and Disclosure Requirements) Regulations, 2015 ("Listing Regulations"), we are enclosing the Statement of Unaudited Financial Results of the Company for the quarter and Half Year ended 30th September, 2019, duly reviewed and recommended by the Audit Committee, at its meeting held 14th November, 2019.

We also enclose herewith a copy of the Limited Review Report of the Auditors of the Company on the Unaudited Financial Results of the Company for the quarter and Half Year ended 30th September, 2019, as required under Regulation 33 of the Listing Regulations.

Kindly take the above on record and acknowledge receipt.

Thanking you,

Yours truly,
For Sudev Industries Limited



Rajiv Agarwal
Director
DIN-00929463

NAVISH NAGPAL & COMPANY

CHARTERED ACCOUNTANTS

B-335, IInd Floor, Avantika, Sector-1, Rohini, Delhi-110085

E-mail : casameeraggarwal@gmail.com

LIMITED REVIEW REPORT OF SUDEV INDUSTRIES LIMITED

We have reviewed the accompanying statement of unaudited financial results of **Sudev Industries Ltd.** (the Company) for the Quarter ended **30th September, 2019** (the Statement) attached herewith being submitted by the company pursuant to the requirement of regulation 33 of the SEBI (Listing Obligations and Disclosure Requirements) Regulations, 2015

This statement is the responsibility of the Company's Management and has been approved by the Board of Directors on 14 November, 2019. Our responsibility to issue a report on this financial statement based on our review.

We have conducted our review in accordance with the Standard on Review Engagement (SRE) 2410, Review of Interim Financial information performed by the independent Auditor of the Entity, issued by the Institute of Chartered Accountants of India. This standard requires that we plan and perform the review to obtain moderate assurance as to whether the statement is free of material misstatement. A review is limited primarily to inquiries of company personnel and analytical procedures applied to financial data and thus provide less assurance than an audit. We have not performed an audit and accordingly we do not express an audit opinion.

Based on our review conducted as above, nothing has come to our notice that causes us to believe that the accompanying statement of standalone unaudited financial results prepared in accordance with accounting standards i.e. Indian Accounting Standards (Ind AS) prescribed under section 133 of the companies Act 2013 read with relevant rules issued there under and other recognized accounting practices and policies, has not disclosed the information required to be disclosed in terms of regulation 33 of SEBI (Listing Obligations and Disclosure Requirements) Regulations 2015 including the manner in which it is to be disclosed, or that it contains any material misstatement.

Place: New Delhi
Date: 14-11-2019

*For Navish Nagpal & Company
Chartered Accountants
FRN:- 013182N*



[Signature]
**Samir Aggarwal
(Partner)
M. No. 086692**

UDIN: 19086692AAAAJH9069

SUDEV INDUSTRIES LIMITED
CIN NO:- L25201UP1992PLC018150

Regd. off: No-847, Bara Darwaza, Kayashawada, Sikandraabad, Distt. Bulandshahr, U.P.-203205
 Tel: +91-9811337424; E-mail: info@sudev.co.in

STATEMENT OF UNAUDITED RESULTS FOR THE QUARTER & HALF YEAR ENDED ON 30.09.2019

Fig. in Rs."Lacs"

	Particulars	Quarter Ended			Year to date figures for current period ended	Year to date figures for previous 6 months ended	Accounting Year ended
		3 months ended	3 months ended	3 months ended			
		30.09.2019	30.06.2019	30.09.2018	30.09.2019	30.09.2018	31.03.2019
		Unaudited	Unaudited	Unaudited	Unaudited	Unaudited	Audited
1	Income from operations						
a	Net Sales/Income from operations (Net of excise)	-	-	-	-	-	-
b	Other Operating Income	-	-	-	-	-	-
	Total Income	-	-	-	-	-	-
2	Expenditure						
a	Cost of Material Consumed						
b	Purchases of stock in trade						
c	Change in inventories of finished goods, work in progress and stock in trade						
d	Employee benefit expenses	0.42	0.42	0.42	0.84	0.70	1.40
e	Depreciation and amortisation expenses						
f	Items exceeding 10% of total Exp. (relating to continuing operations						
	i) Director Remuneration	-	-	-	-	-	-
	ii) Loss on Securities	-	-	-	-	-	-
	ii) Delay Payin charges	-	-	-	-	-	-
	iii) Audit Fees	-	-	-	-	-	0.10
	iv) Advertisement	0.08	-	0.14	0.08	0.23	0.37
	v) Custodial Fees/RTA Fees	-	0.05	-	0.05	0.21	0.39
	vi) Listing fees	-	-	-	-	-	2.36
	vii) Legal & Professional Charges	-	-	-	-	-	2.00
	viii) Electricity Expenses	-	-	-	-	-	-
	ix) Conveyance & travelling	-	-	-	-	-	-
	x) Rent	-	-	-	-	-	-
g	Other Expenditure	0.05	0.13	0.22	0.18	0.32	0.46
h	Total Expenditure	0.54	0.60	0.78	1.14	1.46	7.08
3	Profit/(Loss) from operations before other Income, finance cost Exceptional Items (1-2)	(0.54)	(0.60)	(0.78)	(1.14)	(1.46)	(7.08)
4	Other Income	-	-	-	-	-	-
5	Profit/(Loss) from ordinary activities before finance cost & Exceptional Items(3+4)	(0.54)	(0.60)	(0.78)	(1.14)	(1.46)	(7.08)
6	Finance cost	-	-	-	-	-	-
7	Profit/(Loss) from ordinary activities after finance cost but before exceptional item	(0.54)	(0.60)	(0.78)	(1.14)	(1.46)	(7.08)
8	Exceptional Items (5-6)	-	-	-	-	-	-
9	Profit/(Loss) from ordinary activities before tax (7+8)	(0.54)	(0.60)	(0.78)	(1.14)	(1.46)	(7.08)
10	Tax expenses/adjustment	-	-	-	-	-	-
11	Net profit (+)/Loss(-) from ordinary activities after tax (9+10)	(0.54)	(0.60)	(0.78)	(1.14)	(1.46)	(7.08)
12	Extra ordinary items (net of tax expenses Rs....)	-	-	-	-	-	-
13	Net Profit (+)/loss(-) for the period (11+12)	(0.54)	(0.60)	(0.78)	(1.14)	(1.46)	(7.08)
14	Share of Profit/(Loss) of associates	-	-	-	-	-	-
15	Minority interest	-	-	-	-	-	-
16	Net Profit/(Loss) after taxes, minority interest and share of profit/(Loss) of associates (13+14+15)	(0.54)	(0.60)	(0.78)	(1.14)	(1.46)	(7.08)
17 i	Issued Share Capital (42,13,300 Shares of Rs. 10 each)	421.33	421.33	421.33	421.33	421.33	421.33
17 ii	Calls in arrears	71.26	71.26	71.26	71.26	71.26	71.26

17iii	Paid Up equity share Capital	350.07	350.07	350.07	350.07	350.07	350.07
18	Reserves excluding revaluation reserves as per balance sheet of previous accounting year						
19 i	Earning per shares (before extraordinary items) of ₹ each (not annualised): a) basic						
	b) Diluted	0.00	0.00	0.00	0.00	0.00	0.00
19 ii	Earning per shares (after extraordinary items) of ₹ each (not annualised): a) basic						
	b) Diluted						
20	Public Share holding						
	(i) No. of shares	2,905,200	2,905,200	2,905,200	2,905,200	2,905,200	2,905,200
	(ii) Percentage of shareholding	68.95%	68.95%	68.95%	68.95%	68.95%	68.95%
21	Promoters and Promoter Group Share Holding	1308100	1308100	1308100	1308100	1308100	1308100
	a) Pledged / Encumbered						
	-Number of Shares	0	0	0	0	0	0
	-% of shares (as a % of the total shareholding of promoter and promoter group)						
	-% of shares (as a % of the total share capital of the company)						
	b) Non Encumbered						
	-Number of Shares	1308100	1308100	1308100	1308100	1308100	1308100
	-% of shares (as a % of the total shareholding of promoter and promoter group)	100.00%	100.00%	100.00%	100.00%	100.00%	100.00%
	-% of shares (as a % of the total share capital of the company)	31.05%	31.05%	31.05%	31.05%	31.05%	31.05%

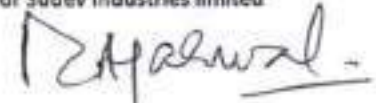
See accompanying note to the financial results

Notes:

1. The above statement was taken on record by the Board of Directors in its meeting held on 14/11/2019.
2. The unaudited above financial results of the Company have been prepared in accordance with the Indian Accounting Standards (Ind-AS*) as prescribed under Section 133 of the Companies Act, 2013 read with relevant rules issued thereunder
3. Segmentwise reporting is not applicable since the business activities fall within single segment.
4. During this quarter no investor complaint is received.
5. Figures of the previous year have been regrouped/rearranged wherever necessary.
6. The Company has opted to publish Extracts of the Unaudited Consolidated Financial results, pursuant to provisions of Regulation 33 read with Regulation 47 of the SEBI (Listing Obligations and Disclosure Requirements) Regulations, 2015.

Place: New Delhi
Date: 14/11/2019.

For Sudev Industries limited



Rajiv Agarwal
Director

SUDEV INDUSTRIES LIMITED
CIN NO:- L25201UP1992PLC018150

Regd off: No-847, Bara Darwaza, Kayasthawada, Sikandrabad, Distt. Bulandsahar, U.P.-203205

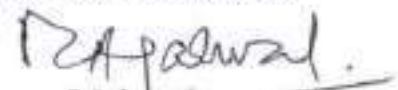
Tel: +91-9811337424; E-mail: info@sudev.co.in

Select information for the Quarter and Half yearly ended 30/09/2019

(Rs. In Lacs)

	Standalone / Consolidated Statement of Asset and Liabilities Particulars	Year to date	Previous year to date	As on Year ended
		30.09.2019	30.09.2018	31.03.2019
		Unaudited	Unaudited	Audited
A	EQUITY AND LIABILITIES			
1	Shareholders' funds			
	(a) Share capital (Issued; Rs. 421.33 & Paid up: Rs. 350.07)	350.07	350.07	350.07
	(b) Reserves and surplus	(362.69)	(355.93)	(361.55)
	(c) Money received against share warrants			
	Sub-total - Shareholders' funds	12.62	5.86	11.48
2	Share application money pending allotment			-
3	Minority interest *			-
4	Non-current liabilities			
	(a) Long-term borrowings			-
	(b) Deferred tax liabilities (net)			-
	(c) Other long-term liabilities			-
	(d) Long-term provisions			-
	Sub-total - Non-current liabilities			-
5	Current liabilities			
	(a) Short-term borrowings	35.50	33.50	35.50
	(b) Trade payables			-
	(c) Other current liabilities	19.89	16.22	19.39
	(d) Short-term provisions			-
	Sub-total - Current liabilities	55.39	49.72	54.89
	TOTAL - EQUITY AND LIABILITIES	42.77	43.86	43.41
B	ASSETS			
1	Non-current assets			
	(a) Fixed assets			
	(b) Goodwill on consolidation *			
	(c) Non-current investments			
	(d) Deferred tax assets (net)			
	(e) Long-term loans and advances	31	31	31
	(f) Other non-current assets			
	Sub-total - Non-current assets	31	31	31
2	Current assets			
	(a) Current investments			
	(b) Inventories			
	(c) Trade receivables	3.75	3.75	3.75
	(d) Cash and cash equivalents	0.15	1.24	0.79
	(e) Short-term loans and advances	-	-	-
	(f) Other current assets	7.74	7.74	7.74
	Sub-total - Current assets	11.64	12.73	12.28
	TOTAL - ASSETS	42.77	43.86	43.41

For Sudev Industries limited



Rajiv Agarwal
Director

Place: New Delhi

Date: 14/11/2019

SUDEV INDUSTRIES LIMITED

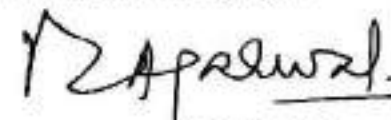
Registered Office: No-847, Bara Darwaza, Kayasthawada, Sikandarabad, Bulandsahar, U.P.-203205

CASH FLOW STATEMENT FOR THE HALF YEAR ENDED SEPTEMBER 30, 2019

S.No.	PARTICULARS	30.09.2019 (In Lacs)	31.03.2019 (In Lacs)
A.	CASH FLOW FROM OPERATING ACTIVITIES		
	<i>Net Profit after Tax and Extraordinary Items</i>	(1.140)	(7.080)
	<i>Adjustments for:</i>		
	Depreciation	-	-
	Profit on Sale of Fixed assets	-	-
	Deferred Tax Provision	-	-
	Interest and Other Income	-	-
	Interest Paid	-	-
	Prior Period Expenditure net of income	-	-
	<i>Operating Profit Before Working Capital Changes</i>	(1.140)	(7.080)
	<i>Adjustments for:</i>		
	Trade and Other Receivables	-	-
	Inventories	-	-
	Current Liabilities	0.500	6.310
	<i>Cash Generated from Operations</i>	0.500	6.310
	Interest Paid	-	-
	Direct Taxes Paid	-	-
	CASH FLOW BEFORE EXTRAORDINARY ITEMS	0.500	6.310
	<i>Net Cash from Operating Activities</i>	(0.640)	(0.770)
B.	CASH FROM INVESTING ACTIVITIES		
	Purchase of Fixed Assets	-	-
	Sale of Fixed Assets	-	-
	Purchase of Investments	-	-
	Interest and Other Income	-	-
	<i>Net Cash from Investing Activities</i>	-	-
C.	CASH FLOW FROM FINANCING ACTIVITIES		
	Proceeds from Long Term Borrowings	-	-
	Proceeds from Other Borrowings	-	-
	Public Issue and Other Expenses	-	-
	<i>Net Cash from Financing Activities</i>	-	-
D.	NET INCREASE IN CASH AND CASH EQUIVALENTS	(0.640)	(0.770)
	Cash and Cash Equivalents at the beginning of the year	0.790	1.560
	Cash and Cash Equivalents at the end of the year	0.150	0.790

As per our report of even date attached

For on and behalf of board



(Rajiv Agarwal)

Director

DIN:00929463

Date: November 14, 2019