



MOIL LIMITED

(A Government of India Enterprise)

Regd. Off.: MOIL Bhawan, 1A Katol Road, NAGPUR – 440 013

Website: www.moil.nic.in, E-Mail ID: compliance@moil.nic.in, Ph.: 0712- 2806182, Fax: 0712-2591661, CIN: 99999MH1962GOI012398

CS/NSE-BSE/2020-21/

Date: 18.06.2020

To,
The GM (Listing),
National Stock Exchange of India Ltd,
Exchange Plaza, Plot No.C-1, G Block,
Bandra Kurla Complex, Bandra (East),
Mumbai – 400053

To,
Listing Department
Bombay Stock Exchange Limited
Phiroze Jeejeebhoy Towers
Dalal Street
Mumbai- 400001

Dear Sir,

Sub : Audited Financial Results for the quarter and year ended on 31/03/2020 and recommendation of Final Dividend.

Stock NSE: MOIL
Code: BSE: 533286
ISIN: INE490G01020

This is further to our dated 11.06.2020, wherein the Exchange was informed about the date of Board meeting to consider and approve the audited financial results of the Company for the quarter and year ended on 31st March, 2020 and to consider and recommend Final Dividend, if any, for the financial year ended on 31st March, 2020.

Pursuant to listing regulations it is to inform to Exchange that the Board of Directors of the Company in their meeting held today, has:

1. Approved the Audited standalone and consolidated Financial results of the Company for the quarter and year ended on 31st March, 2020. We are attaching herewith a copy of the approved result along with the Auditor's Report and declaration under second proviso of Regulation 33(3)(d) has also been attached.
2. Recommended Final Dividend of Rs. 3 per Equity Share of Face Value of Rs.10 each, for the Financial Year ended on 31st March, 2020.

Meeting Started at 3:30 a.m. and Concluded at 5:30 p.m.

Thanking you,

Yours faithfully,
For MOIL Limited



(Neeraj Dutt Pandey)
Company Secretary

Encl.: As above

MOIL LIMITED

CIN : L99999ME1962GOI012398

Statement of Standalone audited financial results for the quarter and year ended 31st March, 2020

(Prepared in Compliance with Indian Accounting Standards (IND AS))

(₹ in lakhs)

Sr. No.	Particulars	For quarter ended			For the financial year ended	For the financial year ended
		31-03-2020 Audited	31-12-2019 Unaudited	31-03-2019 Audited	31-03-2020 Audited	31-03-2019 Audited
1	(a) Revenue from operations	24865.84	25622.26	43659.02	103806.51	144066.60
	(b) Other income	3429.89	4486.01	5091.46	18111.40	19081.07
	Total income	28295.73	30108.27	48750.48	121917.91	163147.67
2	Expenses					
	(a) Cost of materials consumed	1099.28	950.79	1097.26	3841.64	3839.50
	(b) Purchase of stock-in-trade	0.00	0.00	0.00	0.00	0.00
	(c) Changes in inventories of finished goods, stock in trade and work-in-process	-2036.75	-986.38	2979.68	-6833.29	-85.92
	(d) Employee benefits expense	15257.47	10610.16	13145.46	46260.69	42826.15
	(e) Finance costs	0.00	0.00	0.00	0.00	0.00
	(f) Depreciation and amortisation expense	1907.44	2577.82	1953.70	9616.15	6682.47
	(g) Other expenses	9906.37	9523.34	10629.50	34983.57	37910.35
	Total expenses	26133.81	22675.73	29805.60	87868.76	91172.55
3	Profit/ (loss) before exceptional items and tax	2161.92	7432.54	18944.88	34049.15	71975.12
4	Exceptional items	0.00	0.00	0.00	0.00	0.00
5	Profit/ (loss) before tax	2161.92	7432.54	18944.88	34049.15	71975.12
6	Tax expense					
	(a) Current tax	456.69	2039.55	6345.20	9033.74	26608.88
	(b) Deferred tax	357.87	-152.69	-909.09	193.39	-2022.58
	Total tax expense	814.56	1886.86	5436.11	9227.13	24586.30
7	Net profit/ (loss) for the period from continuing operation	1347.36	5545.68	13508.77	24822.02	47388.82
8	Extraordinary items (Net of tax expense)	0.00	0.00	0.00	0.00	0.00
9	Net profit/ (loss) for the period	1347.36	5545.68	13508.77	24822.02	47388.82
10	Other comprehensive income					
	A (i) Items that will not be reclassified to profit or loss	2990.51	-755.99	-276.75	718.07	-3004.06
	(ii) Income tax relating to items that will not be reclassified to profit or loss	-754.55	190.05	94.66	-184.39	1047.69
	B (i) Items that will be reclassified to profit or loss	0.00	0.00	0.00	0.00	0.00
	(ii) Income tax relating to items that will be reclassified to profit or loss	0.00	0.00	0.00	0.00	0.00
		2235.96	-565.94	-182.09	533.68	-1956.37
11	Total Comprehensive Income for the period after taxes	3583.32	4979.74	13326.68	25355.70	45432.45
12	Paid-up equity share capital (Face value of share ₹ 10 each)	23732.79	25760.89	25760.89	23732.79	25760.89
13	Other equity				252605.64	282510.45
14	Earnings per share from continuing operation					
	(a) Basic (₹ 10 each)	0.56	2.15	5.24	9.80	18.40
	(b) Diluted (₹ 10 each)	0.56	2.15	5.24	9.80	18.40
	EPS as on 31.03.2020 is calculated on weighted average paid-up share capital (due to buy-back of shares on 16.01.2020).					



102/18/06

MOIL LIMITED
Select information


Sr No	Particulars	As at	
		31-03-2020	31-03-2019
A	PARTICULARS OF SHAREHOLDING		
1	Public shareholding		
	(a) Number of shares	84597980	88382221
	(b) Percentage of shareholding	35.65%	34.31%
2	Promoters and promoter group shareholding		
	(a) Pledged/encumbered :		
	Number of shares	Nil	Nil
	Percentage of shares (as a % of total shareholding of promoter and promoter group)	N.A.	N.A.
	Percentage of shares (as a % of total share capital of the company)	N.A.	N.A.
	(b) Non-encumbered :		
	Number of shares	152729899	169226667
	Percentage of shares (as a % of total shareholding of promoter and promoter group)	100.00%	100.00%
	Percentage of shares (as a % of total share capital of the company)	64.35%	65.69%



MOIL LIMITED
Statement of assets and liabilities

(₹ in lakhs)

Sr No	Particulars	As at	As at
		31-03-2020	31-03-2019
		Audited	Audited
1 ASSETS			
Non-current assets			
(a) Property, Plant and Equipment	58019.71	41968.68	
(b) Capital work-in-progress	24016.20	29539.94	
(c) Investment Property	0.00	0.00	
(d) Other Intangible assets	713.87	1067.09	
(e) Intangible assets under development	187.23	146.66	
(f) Financial Assets			
(i) Investments	23.29	22.29	
(ii) Trade receivables	0.00	0.00	
(iii) Loans	106.58	114.70	
(iv) Others	0.00	0.00	
(g) Deferred tax assets (Net)	1599.63	1793.02	
(h) Other non-current assets	10329.23	6523.35	
	Sub-total - Non-current assets	94995.74	81175.73
2 Current assets			
(a) Inventories	17792.90	10262.27	
(b) Financial Assets			
(i) Investments	702.17	11451.93	
(ii) Trade receivables	13403.86	13184.55	
(iii) Cash and cash equivalents	10499.63	2126.13	
(iv) Bank balances other than (iii) above	172315.75	224066.34	
(v) Loans	455.45	473.64	
(vi) Others	0.00	0.00	
(c) Current tax assets (Net)	4069.93	1398.94	
(d) Other current assets	15962.28	16760.88	
	Sub-total - Current assets	235201.97	279724.68
	TOTAL - ASSETS (1+2)	330197.71	360900.41
EQUITY AND LIABILITIES			
1 Equity			
(a) Equity Share capital	23732.79	25760.89	
(b) Other Equity	252605.64	282510.45	
	Sub-total - Equity	276338.43	308271.34
Liabilities			
2 Non-current liabilities			
(a) Financial Liabilities			
(i) Borrowings	0.00	0.00	
(ii) Trade payables	0.00	0.00	
(iii) Other financial liabilities (other than those specified)	0.00	0.00	
(b) Provisions	1227.82	1145.68	
(c) Deferred tax liabilities (Net)	0.00	0.00	
(d) Other non-current liabilities	701.30	475.13	
	Sub-total - Non-current liabilities	1929.12	1620.81
3 Current liabilities			
(a) Financial Liabilities			
(i) Borrowings	0.00	0.00	
(ii) Trade payables	4094.57	4385.72	
(iii) Other financial liabilities (other than those specified)	14020.87	11181.28	
(b) Other current liabilities	25598.03	24649.61	
(c) Provisions	8216.69	10791.65	
(d) Current Tax Liabilities (Net)	0.00	0.00	
	Sub-total - Current liabilities	51930.16	51008.26
	TOTAL - EQUITY AND LIABILITIES (1+2+3)	330197.71	360900.41



MOIL LIMITED

Segment-wise revenue, results for the quarter and year ended 31st March, 2020 and assets and liabilities as on that date.

(₹ in lakhs)

Sr. No.	Particulars	For quarter ended			For the financial year ended	For the financial year ended
		31-03-2020 Audited	31-12-2019 Unaudited	31-03-2019 Audited	31-03-2020 Audited	31-03-2019 Audited
1	Segment revenue					
	(a) Mining products	23192.82	25146.51	40117.38	99143.14	134115.58
	(b) Manufactured products	2198.26	892.08	3976.06	6094.57	11119.77
	(c) Power	428.29	329.05	142.15	1919.19	1367.63
	Sub-total	25819.37	26367.64	44235.59	107156.90	146602.98
	(-) Inter-segment revenue	953.53	745.38	576.57	3350.39	2536.38
	Gross sales/income from operations	24865.84	25622.26	43659.02	103806.51	144066.60
2	Segment results [Profit/(-)loss before tax and interest]					
	(a) Mining products	-958.04	2753.44	13083.99	14712.90	49395.57
	(b) Manufactured products	-541.73	59.10	714.29	64.94	2485.63
	(c) Power	231.80	133.99	55.14	1159.91	1012.85
	Sub-total	-1267.97	2946.53	13853.42	15937.75	52894.05
	(+) Other unallocable income (net of unallocable expenditure)	3429.89	4486.01	5091.46	18111.40	19081.07
	Profit from ordinary activities before exceptional items and tax	2161.92	7432.54	18944.88	34049.15	71975.12
3	Segment assets					
	(a) Mining products	105475.97	92836.72	86840.05	105475.97	86840.05
	(b) Manufactured products	5860.50	6303.77	3802.81	5860.50	3802.81
	(c) Power	8778.76	8923.18	6315.38	8778.76	6315.38
	(d) Unallocated	210082.48	260648.27	263942.17	210082.48	263942.17
	Total	330197.71	368711.94	360900.41	330197.71	360900.41
4	Segment liabilities					
	(a) Mining products	31068.12	24843.86	28066.14	31068.12	28066.14
	(b) Manufactured products	1581.56	1177.57	506.77	1581.56	506.77
	(c) Power	1321.30	1280.97	1243.73	1321.30	1243.73
	(d) Unallocated	19888.30	20682.66	22812.43	19888.30	22812.43
	Total	53859.28	47985.06	52629.07	53859.28	52629.07

Notes :

- The above results, reviewed by the Audit Committee, have been approved by the Board of Directors in its meeting held on 18th June, 2020 and have been reviewed by statutory auditors of the company.
- This statement has been prepared in accordance with the Companies (Indian Accounting Standards) Rules, 2015 (Ind AS) prescribed under Section 133 of the Companies Act, 2013 and other recognised accounting practices and policies to the extent applicable.
- Information about investor complaints for the quarter : Opening - 1, received during the quarter -4, resolved during the quarter -5 and pending as at 31.03.2020 - Nil.
- The Board has approved final dividend of ₹ 3.00 per equity share for the financial year 2019-20.
- Reduction in turnover and profit during the current reporting period is mainly due to changes in product mix containing higher proportion of medium and low grade ores available for sale as compared with corresponding quarter and fall in prices of manganese ore in international market, resulting in price correction by MOIL. The results are affected due to stoppage of operations at mines/plants consequent to lock down imposed after outbreak of corona virus.
- Pursuant to Taxation Laws (Amendment) Ordinance 2019 dated 20.09.2019, the Company has exercised the option permitted under section 115BAA of the Income Tax Act, 1961 to compute income tax at the revised rate (i.e., 25.168% including surcharge and cess) from the current financial year. The tax expense for the quarter and year ended 31st March, 2020 is after considering the impact of the revised tax rate.
- Previous period's figures have been regrouped/reclassified, wherever necessary, to make them comparable. The figures for the quarter ended 31st March, 2020 are balancing figures between the audited figures of the full year and the reviewed figures up to the third quarter of the financial year.

For MOIL Limited,



M. P. Chaudhari
 Chairman-cum-Managing Director
 DIN : 05339308

 Place : Nagpur
 Date : 18th June, 2020

For M/s Demble Ramani & Co.,
 Chartered Accountants

Firm's Registration Number : 102259/V




CA Ashok Ramani
 Partner
 Membership Number: 030537

MOIL LIMITED

CIN : L99999ME1962GOI012398

Statement of Consolidated unaudited financial results for the quarter and year ended 31st March, 2020

(Prepared in Compliance with Indian Accounting Standards (IND AS))

(₹ in lakhs)

Sr. No.	Particulars	For quarter ended			For the financial year ended	For the financial year ended
		31-03-2020 Audited	31-12-2019 Unaudited	31-03-2019 Audited	31-03-2020 Audited	31-03-2019 Audited
1	(a) Revenue from operations	24865.84	25622.26	43659.02	103806.51	144066.60
	(b) Other income	3429.89	4486.01	5088.30	18111.40	19081.07
	Total income	28295.73	30108.27	48747.32	121917.91	163147.67
2	Expenses					
	(a) Cost of materials consumed	1099.28	950.79	1097.26	3841.64	3839.50
	(b) Purchase of stock-in-trade	0.00	0.00	0.00	0.00	0.00
	(c) Changes in inventories of finished goods, stock in trade and work-in-process	-2036.75	-986.38	2979.68	-6833.29	-85.92
	(d) Employee benefits expense	15257.47	10610.16	13145.46	46260.69	42826.15
	(e) Finance costs	0.00	0.00	0.00	0.00	0.00
	(f) Depreciation and amortisation expense	1907.44	2577.82	1953.70	9616.15	6682.47
	(g) Other expenses	9906.37	9523.34	10172.16	34983.57	37453.01
	Total expenses	26133.81	22675.73	29348.26	87868.76	90715.21
3	Profit/ (loss) before exceptional items and tax [1 - 2]	2161.92	7432.54	19399.07	34049.15	72432.47
4	Exceptional items	0.00	0.00	0.00	0.00	0.00
5	Profit/ (loss) before tax [3 - 4]	2161.92	7432.54	19399.07	34049.15	72432.47
6	Tax expense					
	(a) Current tax	456.69	2039.55	6345.20	9033.74	26608.88
	(b) Deferred tax	357.87	-152.69	-909.09	193.39	-2022.58
	Total tax expense	814.56	1886.86	5436.11	9227.13	24586.30
7	Net profit/ (loss) for the period from continuing operation [5 - 6]	1347.36	5545.68	13962.96	24822.02	47846.17
8	Extraordinary items (Net of tax expense)	0.00	0.00	0.00	0.00	0.00
9	Net profit/ (loss) for the period [7 - 8]	1347.36	5545.68	13962.96	24822.02	47846.17
10	Other comprehensive income					
	A (i) Items that will not be reclassified to profit or loss	2990.51	-755.99	-276.75	718.07	-3004.06
	(ii) Income tax relating to items that will not be reclassified to profit or loss	-754.55	190.05	94.69	-184.39	1047.69
	B (i) Items that will be reclassified to profit or loss	0.00	0.00	0.00	0.00	0.00
	(ii) Income tax relating to items that will be reclassified to profit or loss	0.00	0.00	0.00	0.00	0.00
		2235.96	-565.94	-182.06	533.68	-1956.37
11	Total Comprehensive Income for the period after taxes [9 + 10]	3583.32	4979.74	13780.90	25355.70	45889.80
12	Paid-up equity share capital (Face value of share ₹ 10 each)	23732.79	25760.89	25760.89	23732.79	25760.89
13	Other equity	-	-	-	252605.65	282510.47
14	Earnings per share from continuing operation					
	(a) Basic (₹ 10 each)	0.56	2.15	5.42	9.80	18.57
	(b) Diluted (₹ 10 each)	0.56	2.15	5.42	9.80	18.57
	EPS as on 31.03.2020 is calculated on weighted average paid-up share capital (due to buy-back of shares on 16.01.2020).					



MOIL LIMITED**Select information**

Sr No	Particulars	As at	
		31-03-2020	31-03-2019
A	PARTICULARS OF SHAREHOLDING		
1	Public shareholding		
(a)	Number of shares	84597980	88382221
(b)	Percentage of shareholding	35.65%	34.31%
2	Promoters and promoter group shareholding		
(a)	Pledged/encumbered :		
	Number of shares	Nil	Nil
	Percentage of shares (as a % of total shareholding of promoter and promoter group)	N.A.	N.A.
	Percentage of shares (as a % of total share capital of the company)	N.A.	N.A.
(b)	Non-encumbered :		
	Number of shares	152729899	169226667
	Percentage of shares (as a % of total shareholding of promoter and promoter group)	100.00%	100.00%
	Percentage of shares (as a % of total share capital of the company)	64.35%	65.69%



18/06



MOIL LIMITED
Consolidated Statement of assets and liabilities

(₹ in lakhs)

Sr No	Particulars	As at	
		31-03-2020	31-03-2019
		Audited	Audited
1 ASSETS			
Non-current assets			
(a) Property, Plant and Equipment	58019.71	41968.68	
(b) Capital work-in-progress	24016.20	29539.94	
(c) Investment Property	0.00	0.00	
(d) Other Intangible assets	713.87	1067.09	
(e) Intangible assets under development	187.23	146.66	
(f) Investments accounted for using equity method	7.29	7.02	
(g) Financial Assets			
(i) Investments	1.29	1.29	
(ii) Trade receivables	0.00	0.00	
(iii) Loans	106.58	114.70	
(iv) Others	0.00	0.00	
(h) Deferred tax assets (Net)	1599.63	1793.02	
(i) Other non-current assets	9929.23	6123.35	
	Sub-total - Non-current assets	94581.03	80761.75
2 Current assets			
(a) Inventories	17792.90	10262.27	
(b) Financial Assets			
(i) Investments	702.17	11451.93	
(ii) Trade receivables	13403.86	13184.55	
(iii) Cash and cash equivalents	10499.63	2126.13	
(iv) Bank balances other than (iii) above	172315.75	224066.34	
(v) Loans	455.45	473.64	
(vi) Others	0.00	0.00	
(c) Current tax assets (Net)	4069.93	1398.94	
(d) Other current assets	15962.28	16760.87	
	Sub-total - Current assets	235201.97	279724.67
	TOTAL - ASSETS (1+2)	329783.00	360486.42
EQUITY AND LIABILITIES			
1 Equity			
(a) Equity Share capital	23732.79	25760.89	
(b) Other Equity	252605.65	282510.47	
	Sub-total - Equity	276338.44	308271.36
Liabilities			
2 Non-current liabilities			
(a) Financial Liabilities			
(i) Borrowings	0.00	0.00	
(ii) Trade payables	0.00	0.00	
(iii) Other financial liabilities (other than those specified)	0.00	0.00	
(b) Provisions	1227.82	1145.68	
(c) Deferred tax liabilities (Net)	0.00	0.00	
(d) Other non-current liabilities	701.30	475.13	
	Sub-total - Non-current liabilities	1929.12	1620.81
3 Current liabilities			
(a) Financial Liabilities			
(i) Borrowings	0.00	0.00	
(ii) Trade payables	4094.57	4385.72	
(iii) Other financial liabilities (other than those specified)	14020.87	11181.27	
(b) Other current liabilities	25598.03	24649.59	
(c) Provisions	7801.97	10377.67	
(d) Current Tax Liabilities (Net)	0.00	0.00	
	Sub-total - Current liabilities	51515.44	50594.25
	TOTAL - EQUITY AND LIABILITIES (1+2+3)	329783.00	360486.42


 Joe
18/06


MOIL LIMITED

Consolidated Segment-wise revenue, results for the quarter and year ended 31st March, 2020 and assets and liabilities as on that date.

(₹ in lakhs)

Sr. No.	Particulars	For quarter ended			For the financial year ended	For the financial year ended
		31-03-2020 Audited	31-12-2019 Unaudited	31-03-2019 Audited	31-03-2020 Audited	31-03-2019 Audited
1	Segment revenue					
	(a) Mining products	23192.82	25146.51	40117.38	99143.14	134115.58
	(b) Manufactured products	2198.26	892.08	3976.06	6094.57	11119.77
	(c) Power	428.29	329.05	142.15	1919.19	1367.63
	Sub-total	25819.37	26367.64	44235.59	107156.90	146602.98
	(-) Inter-segment revenue	953.53	745.38	576.57	3350.39	2536.38
	Gross sales/income from operations	24865.84	25622.26	43659.02	103806.51	144066.60
2	Segment results [Profit/(-)loss before tax and interest]					
	(a) Mining products	-958.04	2753.44	13541.34	14712.90	49852.92
	(b) Manufactured products	-541.73	59.10	714.29	64.94	2485.63
	(c) Power	231.79	133.99	55.14	1159.90	1012.85
	Sub-total	-1267.98	2946.53	14310.77	15937.74	53351.40
	(+) Other unallocable income (net of unallocable expenditure)	3429.89	4486.01	5088.30	18111.40	19081.07
	Profit from ordinary activities before exceptional items and tax	2161.91	7432.54	19399.07	34049.14	72432.470
3	Segment assets					
	(a) Mining products	105475.97	92836.72	86840.05	105475.97	86840.05
	(b) Manufactured products	5860.50	6303.77	3802.81	5860.50	3802.81
	(c) Power	8778.76	8923.18	6315.38	8778.76	6315.38
	(d) Unallocated	209667.77	260233.90	263528.18	209667.77	263528.18
	Total	329783.00	368297.57	360486.42	329783.00	360486.42
4	Segment liabilities					
	(a) Mining products	31068.12	24843.86	28066.14	31068.12	28066.14
	(b) Manufactured products	1581.56	1177.57	506.77	1581.56	506.77
	(c) Power	1321.30	1280.97	1243.73	1321.30	1243.73
	(d) Unallocated	19473.58	20268.27	22398.42	19473.58	22398.42
	Total	53444.56	47570.67	52215.06	53444.56	52215.06

Notes :

- The above results, reviewed by the Audit Committee, have been approved by the Board of Directors in its meeting held on 18th June, 2020 and have been reviewed by statutory auditors of the company.
- This statement has been prepared in accordance with the Companies (Indian Accounting Standards) Rules, 2015 (Ind AS) prescribed under Section 133 of the Companies Act, 2013 and other recognised accounting practices and policies to the extent applicable.
- Information about investor complaints for the quarter : Opening - 1, received during the quarter -4, resolved during the quarter -5 and pending as at 31.03.2020 -Nil.
- The Board has approved an interim dividend of ₹ 3 per equity share for the financial year 2019-20.
- Reduction in turnover and profit during the current reporting period is mainly due to changes in product mix containing higher proportion of medium and low grade ores available for sale as compared with corresponding quarter and fall in prices of manganese ore in international market, resulting in price correction by MOIL. The results are affected due to stoppage of operations at mines/plants consequent to lock down imposed after outbreak of corona virus.
- Pursuant to Taxation Laws (Amendment) Ordinance 2019 dated 20.09.2019, the Company has exercised the option permitted under section 115BAA of the Income Tax Act, 1961 to compute income tax at the revised rate (i.e., 25.168% including surcharge and cess) from the current financial year. The tax expense for the quarter and year ended 31st March, 2020 is after considering the impact of the revised tax rate.
- Previous period's figures have been regrouped/reclassified, wherever necessary, to make them comparable. The figures for the quarter ended 31st March, 2020 are balancing figures between the audited figures of the full year and the reviewed figures up to the third quarter of the financial year.

For MOIL Limited,

M. P. Chaudhari



M. P. Chaudhari
Chairman-cum-Managing Director
DIN : 05339308

Place : Nagpur
Date : 18th June, 2020

For M/s Demble Ramani & Co.,
Chartered Accountants

Firm's Registration Number : 102259 W



Ashok Ramani

CA Ashok Ramani
Partner
Membership Number: 030537



DEMBLE RAMANI & CO.

CHARTERED ACCOUNTANTS

201, M.G. HOUSE, R.T.ROAD,

CIVIL LINES, NAGPUR-440001

PHONE :0712-6603630 / 31

Fax No. 3918654

E-mail : dembleramani@yahoo.co.in

Auditors' Report on Annual Standalone Financial Results of MOIL Limited Pursuant to the Regulation 33 of the SEBI (Listing Obligations and Disclosure Requirements) Regulations, 2015

TO THE BOARD OF DIRECTORS OF MOIL LIMITED

1. We have audited the accompanying annual Standalone Financial Results of MOIL Limited ("the Company") for the year ended 31st March, 2020, attached herewith, being submitted by the Company pursuant to the requirement of Regulation 33 of the SEBI (Listing Obligations and Disclosure Requirements) Regulations, 2015 read with SEBI Circular no. CIR/CFD/FAC/62/2016 dated 5th July, 2016. These Financial Results have been prepared on the basis of the annual audited financial statements and reviewed quarterly financial results up to the end of third quarter which are the responsibility of the Company's management and has been approved by the Board of Directors. Our responsibility is to express an opinion on these Financial Results, based on our audit of such Financial Statements, which have been prepared in accordance with the recognition and measurement principles laid down in Indian Accounting Standards (Ind AS) specified under Section 133 of the Companies Act, 2013 ("the Act") read with relevant rules made there under and other accounting



principles generally accepted in India and in compliance with requirements of Regulation 33 of the SEBI (Listing Obligations and Disclosure Requirements) Regulations, 2015.

2. We conducted our audit in accordance with the auditing standards issued by the Institute of Chartered Accountants of India. Those standards require that we plan and perform the audit to obtain reasonable assurance about whether the Financial Results are free from material misstatement. An audit includes examining, on a test basis, evidence supporting the amounts disclosed in the Financial Results. An audit also includes assessing the accounting principles used and significant estimates made by the management. We believe that our audit provides a reasonable basis for our opinion.


3. In our opinion and to the best of our information and according to the explanations given to us, these quarterly financial results as well as the year to date results:
 - i. are presented in accordance with the requirements of the Regulation read with the Circular, in this regard; and
 - ii. give a true and fair view of the net profit, other comprehensive income and other financial information of the Company for the quarter and year ended March 31, 2020.



4. The statement includes the results for the quarter ended 31st March, 2020 (considered audited) being the derived figures between the audited figures in respect of the current full financial year ended 31st March, 2020 and the published year-to-date figures up to 31st December, 2019, being the date of the end of the 3rd quarter of the current financial year which were reviewed by us.

For **Demble Ramani and Company**
Chartered Accountants

(Firm's Registration Number: 102259W)



CA ASHOK RAMANI

Partner

(Membership No. 030537)

Place of Signature :- Nagpur.

Date of Report :- 18th June 2020

UDIN -20030537AAAAAL7120



DEMBLE RAMANI & CO.

CHARTERED ACCOUNTANTS

201, M.G. HOUSE, R.T.ROAD,

CIVIL LINES, NAGPUR-440001

PHONE :0712-6603630 / 31


Fax No. 3918654

E-mail : dembleramani@yahoo.co.in

Auditors' Report on Annual Consolidated Financial Results of MOIL Limited Pursuant to the Regulation 33 of the SEBI (Listing Obligations and Disclosure Requirements) Regulations, 2015

TO THE BOARD OF DIRECTORS OF MOIL LIMITED


1. We have audited the accompanying annual Consolidated Financial Results of MOIL Limited ("the Company") for the year ended 31st March, 2020, attached herewith, being submitted by the Company pursuant to the requirement of Regulation 33 of the SEBI (Listing Obligations and Disclosure Requirements) Regulations, 2015 read with SEBI Circular no. CIR/CFD/FAC/62/2016 dated 5th July, 2016. These Financial Results have been prepared on the basis of the annual audited financial statements and reviewed quarterly financial results up to the end of third quarter which are the responsibility of the Company's management and has been approved by the Board of Directors. Our responsibility is to express an opinion on these Financial Results, based on our audit of such Financial Statements, which have been prepared in accordance with the recognition and measurement principles laid down in Indian Accounting Standards (Ind AS) specified under Section 133 of the Companies Act, 2013 ("the Act") read with relevant rules made there under and other accounting



principles generally accepted in India and in compliance with requirements of Regulation 33 of the SEBI (Listing Obligations and Disclosure Requirements) Regulations, 2015.

2. We conducted our audit in accordance with the auditing standards issued by the Institute of Chartered Accountants of India. Those standards require that we plan and perform the audit to obtain reasonable assurance about whether the Financial Results are free from material misstatement. An audit includes examining, on a test basis, evidence supporting the amounts disclosed in the Financial Results. An audit also includes assessing the accounting principles used and significant estimates made by the management. We believe that our audit provides a reasonable basis for our opinion.

3. In our opinion and to the best of our information and according to the explanations given to us, these quarterly financial results as well as the year to date results:
 - i. are presented in accordance with the requirements of the Regulation read with the Circular, in this regard; and
 - ii. give a true and fair view of the net profit, other comprehensive income and other financial information of the Company for the quarter and year ended March 31, 2020.



4. The statement includes the results for the quarter ended 31st March, 2020 (considered audited) being the derived figures between the audited figures in respect of the current full financial year ended 31st March, 2020 and the published year-to-date figures up to 31st December, 2019, being the date of the end of the 3rd quarter of the current financial year which were reviewed by us.

For **Demble Ramani and Company**

Chartered Accountants

(Firm's Registration Number: 102259W)



CA ASHOK RAMANI

Partner

(Membership No. 030537)

Place of Signature :- Nagpur.

Date of Report :- 18th June 2020

UDIN -20030537AAAAAN1751



MOIL LIMITED

(A Government of India Enterprise)

Regd. Off.: MOIL Bhawan, 1A Katol Road, NAGPUR -- 440 013

Website: www.moil.nic.in, E-Mail ID: compliance@moil.nic.in, Ph.: 0712- 2806182, Fax: 0712-2591661, CIN: L99999MH1962GO1012398

DECLARATION RELATED TO AUDIT REPORT FOR F.Y. 2019-20

This is declared that the Audit Report pertaining to the Annual Audited Financial Results of the Company for the year ended 31st March, 2020 does not have any modified opinion/ qualification/ reservation/ an adverse remark, hence statement showing impact for any modified opinion is not applicable on the company.

For MOIL Limited



M.P. Chaudhari

Chairman-cum-Managing Director



Place: Nagpur

Date: 18th June, 2020