

J.L.GROWTH FUND LIMITED

REGD. OFFICE: 105 ASHOKA ESTATES, 24 BARAKHAMBA ROAD, NEW DELHI - 110 001

Ref. SEBI/18-19/

Date: 12.02.2019

Securities & Exchange Board of India
SEBI Bhawan, Bandra Kurla Complex,
Plot No. C4-A, G Block,
MUMBAI - 400051
Ph: 022-26449000, Fax No. 022-26449016

Dear Sir,

Re: Compliance under Regulation 10(7) of SEBI (SAST) Regulations, 2011 - Acquisition of Equity Shares of NAHAR CAPITAL & FINANCIAL SERVICES LIMITED


With Reference to the captioned subject, we are enclosing herewith the requisite Form under Regulation 10(7) of SEBI (SAST) Regulations, 2011 along with a Demand Draft No. 473394 dated 11.02.2019 drawn on Allahabad Bank for Rs. 150000/- (Rupees one lakh fifty thousand only) in favour of 'SECURITIES & EXCHANGE BOARD OF INDIA' payable at MUMBAI.

We are also enclosing herewith:

1. Compliance made to Stock Exchanges under Regulation 10(5) of SEBI (SAST) Regulations, 2011 (**Annexure-1, page no.1-9**),
2. Compliance made to Stock Exchanges under Regulation 10(6) of SEBI (SAST) Regulations, 2011 (**Annexure-2, page no.10-11**),
3. Shareholding of acquirer(s) and PAC individually and collectively in TC (**Annexure-3, page no.12**),
4. Shareholding pattern of TC for the last 3 years (**Annexure-4, page no.13-27**),
5. Computation of volume-weighted average market price (VWAP) (**Annexure-5, page no.28-29**),
6. Declaration of acquirer(s) (**Annexure-6, page no.30**).

You are requested to take the above documents on your record on behalf of both acquirer companies.

Thanking you,
Yours faithfully,
For J L GROWTH FUND LIMITED


NAVDEEP SHARMA
(DIRECTOR)

Encl: as above

Format under Regulation 10(7) - Report to SEBI in respect of any acquisition made in reliance upon exemption provided for in regulation 10(1)(a)(ii) of SEBI (Substantial Acquisition of Shares and Takeovers) Regulations, 2011

1	General Details	
	a. Name, address, telephone no., e-mail of acquirer(s) {In case there are multiple acquirers, provide full contact details of any one acquirer (the correspondent acquirer) with whom SEBI shall correspond.}	J L Growth Fund Limited Regd. Office: 105, Ashoka Estate, 24, Barakhamba Road, New Delhi - 110001 Phone No. 82838 03004 Email: jlgrowth@owmnaahar.com
	b. Whether sender is the acquirer (Y/N)	Yes.
	c. If not, whether the sender is duly authorized by the acquirer to act on his behalf in this regard (enclose copy of such authorization)	Not applicable
	d. Name, address, Tel no. and e-mail of sender, if sender is not the acquirer	J L Growth Fund Limited Regd. Office: 105, Ashoka Estate, 24, Barakhamba Road, New Delhi - 110001 Phone No. 82838 03004 Email: jlgrowth@owmnaahar.com
2	Compliance of Regulation 10(7)	
	a. Date of Report	12.02.2019
	b. Whether report has been submitted to SEBI within 21 working days from the date of the acquisition	Yes
	c. Whether the report is accompanied with fees as required under Regulation 10(7)	Yes. A Demand Draft No. <u>473394</u> dated 11.02.2019 drawn on Allahabad Bank for Rs.1,50,000/- is enclosed herewith.
3	Compliance of Regulation 10(5)	
	a. Whether the report has been filed with the Stock Exchanges where the shares of the Company are listed at least 4 working days before the date of the proposed acquisition.	Yes, the Report was filed with both BSE and NSE on 24.01.2019. Copy of the Report is enclosed as ANNEXURE-1
	b. Date of Report	23.01.2019
4	Compliance of Regulation 10(6)	
	a. Whether the report has been filed with the Stock Exchanges where the shares of the Company are listed within 4 working days of the acquisition.	Yes, the Report was filed with both BSE and NSE on 31.01.2019. Copy of the Report is enclosed as ANNEXURE-2
	b. Date of Report	31.01.2019
5	Details of the Target Company	
	a. Name & address of TC	Nahar Capital & Financial Services Limited Regd. Office: 375, Industrial Area-A, Ludhiana – 141003
	b. Name of the Stock Exchange(s) where the shares of the TC are listed	BSE Limited (BSE) and National Stock Exchange of India Limited (NSE)

6 Details of the acquisition					
a.	Date of acquisition	30.01.2019			
b.	Acquisition price per share (in Rs.)	Rs. 92.35 per share			
c.	Regulation which would have triggered an open offer, had the report not been filed under Regulation 10(7) (whether Regulation 3(1), (2), 4 or 5)	Regulation 3(2)			
d.	Shareholding of acquirer(s) and PAC individually in TC (in terms of no. & as a percentage of the total share/voting capital of the TC)(*)	Before the acquisition		After the acquisition	
		No. of Shares	% w.r.t total share capital of TC	No. of Shares	% w.r.t total share capital of TC
	Name(s) of the acquirer(s) (**) 1. Atam Vallabh Financiers Limited 2. J L Growth Fund Ltd. 3. Kovalam Investment & Trading Co. Ltd. Note: Details of shareholding of PAC individually and collectively in TC is enclosed as ANNEXURE-3	56590 107516 371527	0.34 0.64 2.22	435583 703076 760195	2.60 4.20 4.54
e.	Shareholding of seller/s in TC (in terms of no. & as a percentage of the total share/voting capital of the TC)(*)	Before the acquisition		After the acquisition	
		No. of Shares	% w.r.t total share capital of TC	No. of Shares	% w.r.t total share capital of TC
	Name(s) of the seller(s) (**) Nahar Industrial Enterprises Limited	1363221	8.14	0	0
7 Information specific to the exemption category to which the instant acquisition belongs - Regulation 10(1)(a)(ii)					
a.	Provide the names of the seller(s)	Nahar Industrial Enterprises Limited			
b.	Specify the relationship between the acquirer(s) and the seller(s).	Promoter Group			
c.	Shareholding of the acquirer and the seller/s in the TC during the three years prior to the proposed acquisition	Year-1	Year-2	Year-3	
	Acquirer(s) (*) 1. Atam Vallabh Financiers Limited 2. J L Growth Fund Ltd. 3. Kovalam Investment & Trading Co. Ltd.	56590 ✓ 107516 ✓ 371527 ✓	56590 107516 371527	56590 107516 371527	
	Sellers(s) (*) Nahar Industrial Enterprises Ltd.	1363221	1363221	1363221	

d.	Confirm that the acquirer(s) and the seller/s have been named promoters in the shareholding pattern filed by the target company in terms of the listing agreement or the Takeover Regulations. Provide copies of such filings under the listing agreement or the Takeover Regulations.	Yes. Copies of Shareholding pattern for last three years i.e. 31.3.2016, 31.3.2017 and 31.3.2018, filed by the target company are enclosed herewith as ANNEXURE-4
e.	If shares of the TC are frequently traded, volume-weighted average market price (VWAP) of such shares for a period of sixty trading days preceding the date of issuance of notice regarding the proposed acquisition to the stock exchanges where the TC is listed.	Rs. 97.21. Copy of the volume-weighted average market price (VWAP) of such shares is enclosed as ANNEXURE-5
f.	If shares of the TC are infrequently traded, the price of such shares as determined in terms of clause (e) of sub-regulation (2) of regulation 8.	Not applicable
g.	Confirm whether the acquisition price per share is not higher by more than twenty-five percent of the price as calculated in (e) or (f) above as applicable	Yes
h.	Date of issuance of notice regarding the proposed acquisition to the stock exchanges where the TC is listed	24.01.2019
i.	1) Whether the acquirers as well as sellers have complied (during 3 years prior to the date of acquisition) with the provisions of Chapter V of the Takeover Regulations (corresponding provisions of the repealed Takeover Regulations 1997) (Y/N). 2) If yes, specify applicable regulation(s) as well as date on which the requisite disclosures were made and furnish copies of the same.	Not Applicable
j.	Declaration by the acquirer that all the conditions specified under regulation 10(1) (a)(ii) with respect to exemptions has been duly complied with.	Yes, Declaration is enclosed as ANNEXURE-6

I/We hereby declare that the information provided in the instant report is true and nothing has been concealed there from.

For ATAM VALLABH FINANCIERS LTD.

For J L GROWTH FUND LTD.

For KOVALAM INVESTMENT & TRADING CO. LTD.


DINESH OSWAL
(DIRECTOR)


NAVDEEP SHARMA
(DIRECTOR)


NAVDEEP SHARMA
(DIRECTOR)

Date: 12.02.2019
Place: New Delhi

NOTE:

(*) In case, percentage of shareholding to the total capital is different from percentage of voting rights, indicate percentage of shareholding and voting rights separately.

(**) Shareholding of each entity shall be shown separately as well as collectively.

Annexure-1
①

Format for Disclosures under Regulation 10(5) - Intimation to Stock Exchanges in respect of acquisition under Regulation 10(1)(a) of SEBI (Substantial Acquisition of Shares and Takeovers) Regulations, 2011

1.	Name of the Target Company (TC)	NAHAR CAPITAL & FINANCIAL SERVICES LIMITED
2.	Name of the acquirer(s)	KOVALAM INVESTMENT AND TRADING CO. LIMITED
3.	Whether the acquirer(s) is/ are promoters of the TC prior to the transaction. If not, nature of relationship or association with the TC or its promoters	PROMOTER
4.	Details of the proposed acquisition	
	a. Name of the person(s) from whom shares are to be acquired	NAHAR INDUSTRIAL ENTERPRISES LIMITED
	b. Proposed date of acquisition	On or after 29.01.2019
	c. Number of shares to be acquired from each person mentioned in 4(a) above	388668
	d. Total shares to be acquired as % of share capital of TC	2.32 %
	e. Price at which shares are proposed to be acquired	The Shares of Target Company will be acquired at a price not exceeding the limits provided in provision (1) to Regulation 10(1)(a) of SEBI (SAST) Regulations.
	f. Rationale, if any, for the proposed transfer	Inter-se Transfer amount Promoter Group
5.	Relevant sub-clause of regulation 10(1)(a) under which the acquirer is exempted from making open offer	10(1)(a)(ii)
6.	If, frequently traded, volume weighted average market price for a period of 60 trading days preceding the date of issuance of this notice as traded on the stock exchange where the maximum volume of trading in the shares of the TC are recorded during such period.	Rs. 97.21
7.	If in-frequently traded, the price as determined in terms of clause (e) of sub-regulation (2) of regulation 8.	Not Applicable
8.	Declaration by the acquirer, that the acquisition price would not be higher by more than 25% of the price computed in point 6 or point 7 as applicable.	Yes


9.	i) Declaration by the acquirer, that the transferor and transferee have complied (during 3 years prior to the date of proposed acquisition) / will comply with applicable disclosure requirements in Chapter V of the Takeover Regulations, 2011 (corresponding provisions of the repealed Takeover Regulations, 1997) ii) The aforesaid disclosures made during previous 3 years prior to the date of proposed acquisition to be furnished.	Yes			
10.	Declaration by the acquirer that all the conditions specified under regulation 10(1)(a) with respect to exemptions has been duly complied with.	Yes			
11.	Shareholding details	Before the proposed transaction		After the proposed transaction	
		No. of shares /voting rights	% w.r.t total share capital of TC	No. of shares /voting rights	% w.r.t total share capital of TC
a	Acquirer(s) and PACs (other than sellers)(*)	10428784	62.28	11792005	70.42
b	Seller (s)	1363221	8.14	0	0

We hereby declare that the Transferor and Transferee have complied / will comply with applicable disclosures requirements in Chapter V of the Takeover Regulations, 2011.

We hereby declare that the Acquisition price would not be higher by more than 25% of the Price computed in Point No. 6.

We hereby declare that all the conditions as specified under Regulation 10(1)(a) of SEBI (SAST) Regulations, 2011 have been complied.

For Kovalam Investment and Trading Co. Limited


Navdeep Sharma
 (Director)

Place: New Delhi
Date: 23.01.2019

3

NAHAR CAPITAL & FINANCIAL SERVICES LTD.				
Statement showing shareholding pattern of the Promoter and Promoter Group				
Category of shareholder	Before Proposed Transaction		After Proposed Transaction	
	No. equity shares	% w.r.t. total share capital of TC	No. equity shares	% w.r.t. total share capital of TC
A1) Indian	PRESENT		POST	
Individuals/Hindu undivided Family	39,075	0.23	39,075	0.23%
Ruchika Oswal	11,555	0.07	11,555	0.07%
Abhilash Oswal	18,000	0.1	16,000	0.10%
Monica Oswal	11,520	0.07	11,520	0.07%
Any Other (specify)	1,17,52,930	70.18	1,17,52,930	70.19%
Abhilash Growth Fund Pvt. Ltd.	24,750	0.15	24,750	0.15%
Atam Vatslavh Financiers Ltd.	58,580	0.34	4,35,583	2.90%
Bermuda Insurance Brokers (P) Ltd.	20,450	0.12	20,450	0.12%
J L Growth Fund Ltd.	107,316	0.64	7,09,076	4.20%
Kovalam Investment & Trading Co. Ltd.	77,927	0.47	7,60,195	4.54%
Monica Growth Fund (P) Ltd.	24,080	0.14	24,080	0.14%
Nagdevi Trading & Investment Co Ltd.	6,41,452	3.83	6,41,452	3.83%
Nahar Poly Films Ltd.	66,11,832	39.48	66,11,832	39.48%
Nahar Growth Fund (P) Ltd.	1,82,054	1.09	1,82,054	1.09%
Nahar Industrial Enterprises Ltd.	1,38,221	0.81	1,38,221	0.81%
Neha Credit And Investment (P) Ltd.	30,200	0.18	30,200	0.18%
Oswal Woolen Mills Ltd.	13,22,173	7.9	13,22,173	7.90%
Ruchika Growth Fund (P) Ltd.	25,050	0.15	25,050	0.15%
Sankheshwar Holding Co. Ltd.	1,52,425	0.91	1,52,425	0.91%
Vanaik Investors Ltd.	1,79,314	1.07	1,79,314	1.07%
Vardhman Investments Ltd.	62,640	0.37	62,640	0.37%
Nahar Spinning Mills Ltd.	5,77,856	3.45	5,77,856	3.45%
Sub Total A1	1,17,92,005	70.42	1,17,92,005	70.42%

4

Format for Disclosures under Regulation 10(5) - Intimation to Stock Exchanges in respect of acquisition under Regulation 10(1)(a) of SEBI (Substantial Acquisition of Shares and Takeovers) Regulations, 2011

1.	Name of the Target Company (TC)	NAHAR CAPITAL & FINANCIAL SERVICES LIMITED
2.	Name of the acquirer(s)	J L GROWTH FUND LIMITED
3.	Whether the acquirer(s) is/ are promoters of the TC prior to the transaction. If not, nature of relationship or association with the TC or its promoters	PROMOTER
4.	Details of the proposed acquisition	
	a. Name of the person(s) from whom shares are to be acquired	NAHAR INDUSTRIAL ENTERPRISES LIMITED
	b. Proposed date of acquisition	On or after 29.01.2019
	c. Number of shares to be acquired from each person mentioned in 4(a) above	595560
	d. Total shares to be acquired as % of share capital of TC	3.56 %
	e. Price at which shares are proposed to be acquired	The Shares of Target Company will be acquired at a price not exceeding the limits provided in provision (1) to Regulation 10(1)(a) of SEBI (SAST) Regulations.
	f. Rationale, if any, for the proposed transfer	Inter-se Transfer amount Promoter Group
5.	Relevant sub-clause of regulation 10(1)(a) under which the acquirer is exempted from making open offer	10(1)(a)(ii)
6.	If, frequently traded, volume weighted average market price for a period of 60 trading days preceding the date of issuance of this notice as traded on the stock exchange where the maximum volume of trading in the shares of the TC are recorded during such period.	Rs. 97.21
7.	If in-frequently traded, the price as determined in terms of clause (e) of sub-regulation (2) of regulation 8.	Not Applicable
8.	Declaration by the acquirer, that the acquisition price would not be higher by more than 25% of the price computed in point 6 or point 7 as applicable.	Yes

5


9.	<p>i) Declaration by the acquirer, that the transferor and transferee have complied (during 3 years prior to the date of proposed acquisition) / will comply with applicable disclosure requirements in Chapter V of the Takeover Regulations, 2011 (corresponding provisions of the repealed Takeover Regulations, 1997)</p> <p>ii) The aforesaid disclosures made during previous 3 years prior to the date of proposed acquisition to be furnished.</p>	Yes			
10.	Declaration by the acquirer that all the conditions specified under regulation 10(1)(a) with respect to exemptions has been duly complied with.	Yes			
11.	Shareholding details	Before the proposed transaction		After the proposed transaction	
		No. of shares /voting rights	% w.r.t total share capital of TC	No. of shares /voting rights	% w.r.t total share capital of TC
	a Acquirer(s) and PACs (other than sellers)(*)	10428784	62.28	11792005	70.42
	b Seller (s)	1363221	8.14	0	0

We hereby declare that the Transferor and Transferee have complied / will comply with applicable disclosures requirements in Chapter V of the Takeover Regulations, 2011.

We hereby declare that the Acquisition price would not be higher by more than 25% of the Price computed in Point No. 6.

We hereby declare that all the conditions as specified under Regulation 10(1)(a) of SEBI (SAST) Regulations, 2011 have been complied.

For J L Growth Fund Limited


 Navdeep Sharma
 (Director)

Place: New Delhi
 Date: 23.01.2019

6

NAHAR CAPITAL & FINANCIAL SERVICES LTD.				
Statement showing shareholding pattern of the Promoter and Promoter Group				
Category of shareholder	Before Proposed Transaction		After Proposed Transaction	
	No. equity shares	% w.r.t. total share capital of TC	No. equity shares	% w.r.t. total share capital of IC
A1) Indian	PRESENT		POST	
Individuals/Hindu undivided Family	39,075	0.23	39,075	0.23%
Ruchika Oswal	11,555	0.07	11,555	0.07%
Abhilash Oswal	16,000	0.1	16,000	0.10%
Monica Oswal	11,520	0.07	11,520	0.07%
Any Other (specify)	1,17,52,930	70.18	1,17,52,930	70.19%
Abhilash Growth Fund Pvt. Ltd.	24,750	0.15	24,750	0.15%
Atam Vallabh Financiers Ltd.	66,590	0.34	66,590	0.34%
Bermuda Insurance Brokers (P) Ltd.	20,450	0.12	20,450	0.12%
J.L. Growth Fund Ltd.	703,076	4.06	703,076	4.20%
Koyalari Investment & Trading Co. Ltd.	1,56,195	0.82	1,56,195	0.84%
Monica Growth Fund (P) Ltd.	24,080	0.14	24,080	0.14%
Nagdevi Trading & Investment Co Ltd.	8,41,452	3.83	8,41,452	3.83%
Nahar Poly Films Ltd.	68,11,632	39.48	68,11,632	39.48%
Nahar Growth Fund (P) Ltd.	1,82,054	1.09	1,82,054	1.09%
Nahar Industrial Enterprises Ltd.	30,200	0.18	30,200	0.18%
Neha Credit And Investment (P) Ltd.	13,22,173	7.9	13,22,173	7.90%
Oswal Woolen Mills Ltd.	25,050	0.15	25,050	0.15%
Ruchika Growth Fund (P) Ltd.	1,52,425	0.91	1,52,425	0.91%
Sankheshwar Holding Co. Ltd.	1,79,314	1.07	1,79,314	1.07%
Vanaik Investors Ltd.	62,640	0.37	62,640	0.37%
Vardhman Investments Ltd.	5,77,856	3.45	5,77,856	3.45%
Nahar Spinning Mills Ltd.	1,17,92,005	70.42	1,17,92,005	70.42%
Sub Total A1				



Format for Disclosures under Regulation 10(5) - Intimation to Stock Exchanges in respect of acquisition under Regulation 10(1)(a) of SEBI (Substantial Acquisition of Shares and Takeovers) Regulations, 2011

1.	Name of the Target Company (TC)	NAHAR CAPITAL & FINANCIAL SERVICES LIMITED
2.	Name of the acquirer(s)	ATAM VALLABH FINANCIERS LIMITED
3.	Whether the acquirer(s) is/ are promoters of the TC prior to the transaction. If not, nature of relationship or association with the TC or its promoters	PROMOTER
4.	Details of the proposed acquisition	
	a. Name of the person(s) from whom shares are to be acquired	NAHAR INDUSTRIAL ENTERPRISES LIMITED
	b. Proposed date of acquisition	On or after 29.01.2019
	c. Number of shares to be acquired from each person mentioned in 4(a) above	378993
	d. Total shares to be acquired as % of share capital of TC	2.26%
	e. Price at which shares are proposed to be acquired	The Shares of Target Company will be acquired at a price not exceeding the limits provided in provision (1) to Regulation 10(1)(a) of SEBI (SAST) Regulations.
	f. Rationale, if any, for the proposed transfer	Inter-se Transfer amount Promoter Group
5.	Relevant sub-clause of regulation 10(1)(a) under which the acquirer is exempted from making open offer	10(1)(a)(ii)
6.	If, frequently traded, volume weighted average market price for a period of 60 trading days preceding the date of issuance of this notice as traded on the stock exchange where the maximum volume of trading in the shares of the TC are recorded during such period.	Rs. 97.21
7.	If in-frequently traded, the price as determined in terms of clause (e) of sub-regulation (2) of regulation 8.	Not Applicable
8.	Declaration by the acquirer, that the acquisition price would not be higher by more than 25% of the price computed in point 6 or point 7 as applicable.	Yes


9.	<p>i) Declaration by the acquirer, that the transferor and transferee have complied (during 3 years prior to the date of proposed acquisition) / will comply with applicable disclosure requirements in Chapter V of the Takeover Regulations, 2011 (corresponding provisions of the repealed Takeover Regulations, 1997)</p> <p>ii) The aforesaid disclosures made during previous 3 years prior to the date of proposed acquisition to be furnished.</p>	Yes			
10.	Declaration by the acquirer that all the conditions specified under regulation 10(1)(a) with respect to exemptions has been duly complied with.	Yes			
11.	Shareholding details	Before the proposed transaction		After the proposed transaction	
		No. of shares / voting rights	% w.r.t total share capital of TC	No. of shares / voting rights	% w.r.t total share capital of TC
	a Acquirer(s) and PACs (other than sellers)(*)	10428784	62.28	11792005	70.42
	b Seller (s)	1363221	8.14	0	0

We hereby declare that the Transferor and Transferee have complied / will comply with applicable disclosures requirements in Chapter V of the Takeover Regulations, 2011.

We hereby declare that the Acquisition price would not be higher by more than 25% of the Price computed in Point No. 6.

We hereby declare that all the conditions as specified under Regulation 10(1)(a) of SEBI (SAST) Regulations, 2011 have been complied.

For Atam Vallabh Financiers Limited

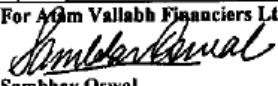
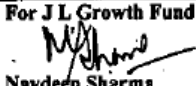


Dinesh Oswal
(Director)

Place: New Delhi
Date: 23.01.2019

9

NAHAR CAPITAL & FINANCIAL SERVICES LTD.				
Statement showing shareholding pattern of the Promoter and Promoter Group				
Category of shareholder	Before Proposed Transaction		After Proposed Transaction	
	No. equity shares	% w.r.t. total share capital of TC	No. equity shares	% w.r.t. total share capital of TC
A1) Indian	PRESENT		POST	
Individuals/Hindu undivided Family	39,075	0.23	39,075	0.23%
Ruchika Oswal	11,555	0.07	11,555	0.07%
Abhilash Oswal	16,000	0.1	16,000	0.10%
Monica Oswal	11,520	0.07	11,520	0.07%
Any Other (specify)	1,17,52,930	70.18	1,17,52,930	70.19%
Abhilash Growth Fund Pvt. Ltd.	24,750	0.15	24,750	0.15%
Atam Vallabh Financier Ltd.	56,590	0.34	4,85,583	2.60%
Bermuda Insurance Brokers (P) Ltd.	20,450	0.12	20,450	0.12%
J L Growth Fund Ltd.	77,516	0.47	70,075	0.42%
Kovalam Investment & Trading Co. Ltd.	571,527	3.27	50,195	0.28%
Monica Growth Fund (P) Ltd.	24,080	0.14	24,080	0.14%
Nagdevi Trading & Investment Co Ltd.	6,41,452	3.83	6,41,452	3.83%
Nahar Poly Films Ltd.	66,11,632	39.48	66,11,632	39.48%
Nahar Growth Fund (P) Ltd.	1,82,054	1.09	1,82,054	1.09%
Nahar Industrial Enterprises Ltd.	13,22,173	7.9	13,22,173	7.90%
Neha Credit And Investment (P) Ltd.	30,200	0.18	30,200	0.18%
Oswal Woolen Mills Ltd.	13,22,173	7.9	13,22,173	7.90%
Ruchika Growth Fund (P) Ltd.	25,050	0.15	25,050	0.15%
Sankheshwar Holding Co. Ltd.	1,52,425	0.91	1,52,425	0.91%
Vanaik Investors Ltd.	1,79,314	1.07	1,79,314	1.07%
Vardhman Investments Ltd.	62,640	0.37	62,640	0.37%
Nahar Spinning Mills Ltd.	5,77,856	3.45	5,77,856	3.45%
Sub Total A1	1,17,92,005	70.42	1,17,92,005	70.42%

Format for Disclosures under Regulation 10(6) –Report to Stock Exchanges in respect of any acquisition made in reliance upon exemption provided for in Regulation 10 of SEBI (Substantial Acquisition of Shares and Takeovers) Regulations, 2011

1.	Name of the Target Company (TC)	NAHAR CAPITAL AND FINANCIAL SERVICES LIMITED			
2.	Name of the acquirer(s)	(i) ATAM VALLABH FINANCIERS LIMITED (ii) J L GROWTH FUND LIMITED (iii) KOVALAM INVESTMENT & TRADING CO. LIMITED			
3.	Name of the stock exchange where shares of the TC are listed	BSE Limited and National Stock Exchange of India Limited			
4.	Details of the transaction including rationale, if any, for the transfer/acquisition of shares.	Inter-se transfer among promoter group			
5.	Relevant regulation under which the acquirer is exempted from making open offer.	Under Regulation 10(1)(a)(ii) of SEBI (SAST) Regulations, 2011			
6.	Whether disclosure of proposed acquisition was required to be made under regulation 10 (5) and if so, - whether disclosure was made and whether it was made within the timeline specified under the regulations. - date of filing with the stock exchange.	Yes Yes 24.01.2019			
7.	Details of acquisition	Disclosures required to be made under regulation 10(5)	Whether the disclosures under regulation 10(5) are actually made		
	a. Name of the transferor / seller	Nahar Industrial Enterprises Limited	Yes		
	b. Date of acquisition	30.01.2019	Yes		
	c. Number of shares/ voting rights in respect of the acquisitions from each person mentioned in 7(a) above	(i) 378993 Equity Shares (ii) 595560 Equity Shares (iii) 388668 Equity Shares	Yes		
	d. Total shares proposed to be acquired / actually acquired as a % of diluted share capital of TC	(i) 2.26% (ii) 3.56% (iii) 2.32%	Yes		
	e. Price at which shares are proposed to be acquired / actually acquired	Rs. 92.35 per shares	Yes		
8.	Shareholding details	Pre-Transaction		Post-Transaction	
		No. of shares held	% w.r.t total share capital of TC	No. of shares held	% w.r.t total share capital of TC
	a. Each Acquirer / Transferee(*)	(i) 56590 Equity Shares (ii) 107516 Equity Shares (iii) 371527 Equity Shares	(i) 0.34% (ii) 0.64% (iii) 2.22%	(i) 435583 Equity Shares (ii) 703076 Equity Shares (iii) 760195 Equity Share	(i) 2.60% (ii) 4.20% (iii) 4.54%
	b. Each Seller / Transferor	1363221 Equity Shares	8.14%	Nil	Nil
	For Atam Vallabh Financiers Ltd.	For J L Growth Fund Ltd.	For Kovalam Investment and Trading Co. Ltd.		
	 Sambhav Oswal (Director)	 Navdeep Sharma (Director)	 Navdeep Sharma (Director)		

Place: New Delhi
Date: 31.01.2019

11

NAHAR CAPITAL & FINANCIAL SERVICES LTD.				
Statement showing shareholding pattern of the Promoter and Promoter Group				
Category of shareholder	Before Proposed Transaction		After Proposed Transaction	
	No. equity shares	% w.r.t. total share capital of TC	No. equity shares	% w.r.t. total share capital of TC
A1) Indian	PRESENT		POST	
Individuals/Hindu undivided Family	39,075	0.23	39,075	0.23%
Ruchika Oswal	11,555	0.07	11,555	0.07%
Abhilash Oswal	16,000	0.1	16,000	0.10%
Monica Oswal	11,520	0.07	11,520	0.07%
Any Other (specify)	1,17,52,930	70.18	1,17,52,930	70.19%
Abhilash Growth Fund Pvt. Ltd.	24,750	0.15	24,750	0.15%
Atam Vajravel Finance Pvt. Ltd.	66,890	0.39	66,890	0.39%
Bermuda Insurance Brokers (P) Ltd.	20,450	0.12	20,450	0.12%
DLG Growth Fund Ltd.	10,735	0.06	10,735	0.06%
Kovalam Investments & Trading Co. Pvt. Ltd.	3,45,790	1.99	3,45,790	1.99%
Monica Growth Fund (P) Ltd.	24,080	0.14	24,080	0.14%
Nagdevi Trading & Investment Co Ltd.	6,41,452	3.83	6,41,452	3.83%
Nahar Poly Films Ltd.	66,11,632	39.48	66,11,632	39.48%
Nahar Growth Fund (P) Ltd.	1,82,054	1.09	1,82,054	1.09%
Nahar Industrial Enterprises Ltd.	3,53,220	1.98	3,53,220	1.98%
Neha Credit And Investment (P) Ltd.	30,200	0.18	30,200	0.18%
Oswal Woolen Mills Ltd.	13,22,173	7.9	13,22,173	7.90%
Ruchika Growth Fund (P) Ltd.	25,050	0.15	25,050	0.15%
Sankheshwar Holding Co. Ltd.	1,52,425	0.91	1,52,425	0.91%
Vanaik Investors Ltd.	1,79,314	1.07	1,79,314	1.07%
Vardhman Investments Ltd.	62,640	0.37	62,640	0.37%
Nahar Spinning Mills Ltd.	5,77,856	3.45	5,77,856	3.45%
Sub Total A1	1,17,92,005	70.42	1,17,92,005	70.42%

NAHAR CAPITAL & FINANCIAL SERVICES LTD.				
Statement showing shareholding pattern of the Promoter and Promoter Group				
Category of shareholder	Before Proposed Transaction		After Proposed Transaction	
	No. equity shares	% w.r.t. total share capital of TC	No. equity shares	% w.r.t. total share capital of TC
A1) Indian	PRESENT		POST	
Individuals/Hindu undivided Family	39,075	0.23	39,075	0.23%
Ruchika Oswal	11,555	0.07	11,555	0.07%
Abhilash Oswal	16,000	0.1	16,000	0.10%
Monica Oswal	11,520	0.07	11,520	0.07%
Any Other (specify)	1,17,52,930	70.18	1,17,52,930	70.19%
Abhilash Growth Fund Pvt. Ltd.	24,750	0.15	24,750	0.15%
Atam Vallabh Financiers Ltd.	56,590	0.33	56,590	0.36%
Bermuda Insurance Brokers (P) Ltd.	20,450	0.12	20,450	0.12%
01 Growth Fund Ltd.	07,518	0.04	07,518	0.04%
Kovalam Investments Trading Co.	1,52,425	0.91	1,52,425	0.91%
Monica Growth Fund (P) Ltd.	24,080	0.14	24,080	0.14%
Nagdevi Trading & Investment Co Ltd.	6,41,452	3.83	6,41,452	3.83%
Nahar Poly Films Ltd.	66,11,632	39.48	66,11,632	39.48%
Nahar Growth Fund (P) Ltd.	1,82,054	1.09	1,82,054	1.09%
Nahar Industrial Enterprises Ltd.				
Neha Credit And Investment (P) Ltd.	30,200	0.18	30,200	0.18%
Oswal Woolen Mills Ltd.	13,22,173	7.9	13,22,173	7.90%
Ruchika Growth Fund (P) Ltd.	25,050	0.15	25,050	0.15%
Sankheshwar Holding Co. Ltd.	1,52,425	0.91	1,52,425	0.91%
Vanaik Investors Ltd.	1,79,314	1.07	1,79,314	1.07%
Vardhman Investments Ltd.	62,640	0.37	62,640	0.37%
Nahar Spinning Mills Ltd.	5,77,856	3.45	5,77,856	3.45%
Sub Total A1	1,17,92,005	70.42	1,17,92,005	70.42%

Format of holding of specified securities

Annexure-I

1.	Name of Listed Entity:	Nahar Capital And Financial Services Limited
2.	ScripCode/Name of Scrip/Class of Security	NSE : NAHARCAP, BSE:532952/Equity Shares
3.	Share Holding Pattern Filed under : Reg.31(1)(a)/Reg.31(1)(b)/Reg.31(1)(c)	
a.	If under 31(1)(b) then indicate the report for Quarter ending	31-03-2018
b.	If under 31(1)(c) then indicate date of allotment/extinguishment	---

4. Declaration: The listed entity is required to submit the following declaration to the extent of submission of information:-

	Particulars	Yes/No*
1	Whether the Listed Entity has issued any partly paid up shares?	No
2	Whether the Listed Entity has issued any Convertible Securities or Warrants?	No
3	Whether the Listed Entity has any shares against which depository receipts are issued?	No
4	Whether the Listed Entity has any shares in locked-in?	No
5	Whether any shares held by promoters are pledge or otherwise encumbered?	No

*If the Listed Entity selects the option 'No' for the questions above, the columns for the partly paid up shares, Outstanding Convertible Securities/Warrants, depository receipts, locked-in shares, No of shares pledged or otherwise encumbered by promoters, as applicable, shall not be displayed at the time of dissemination on the Stock Exchange website. Also wherever there is 'No' declared by Listed Entity in above table the values will be considered as 'Zero' by default on submission of the format of holding of specified securities.

5. The tabular format for disclosure of holding of specified securities is as follows:

For Nahar Capital & Financial Services Ltd.


Co. Secretary

Annexure-1
(1)

Table I-Summary Statement holding of specified securities

Class of securities (i)	Category of shareholder (ii)	Nos. of shareholders (iii)	No. of fully paid up equity shares held (iv)	No. of shares underlying Depository Receipts (v)	Total nos. shares held (vi) = (iv)+(v)+(vi)	Shareholding as a % of total no. of shares (calculated as per SCRR, 1957) (viii) As a % of (A+B+C)	Number of Voting Rights held in each class of securities (ix)			No. of Shares Underlying Outstanding convertible securities (including Warrants) (x)	Shareholding as a % assuming full conversion of convertible securities (as a percentage of diluted share capital) (xi) = (vii)+(x) As a % of (A+B+C)	Number of Locked in shares (xii)		Number of Shares pledged or otherwise encumbered (xiii)	
							Class eq: X	Class eq: Y	Total			No. (a)	As a % of total Shares held (b)	No. (a)	As a % of total Shares held (b)
(A)	Promoter & Promoter Group	20	11792005	NIL	11792005	70.42	11792005	NA	11792005	70.42	NIL	70.42	NA	NA	NA
(B)	Public	11685	4954162	NIL	4954162	29.58	4954162	NA	4954162	29.58	NIL	29.58	NA	83653	0.50
(C)	Non Promoter-Non-Public	NIL	NIL	NIL	NIL	NIL	NIL	NA	NIL	NIL	NIL	NIL	NA	NA	NA
(C)	Shares underlying DRs	NIL	NIL	NIL	NIL	NA	NIL	NA	NIL	NIL	NIL	NIL	NA	NA	NA
(C)	Shares held by Employee	NIL	NIL	NIL	NIL	NIL	NIL	NA	NIL	NIL	NIL	NIL	NA	NA	NA
	Trusts	NIL	NIL	NIL	NIL	100	16746167	NA	16746167	100	NIL	100	NA	83653	0.50
	Total	11705	16746167	NIL	16746167	100	16746167	NA	16746167	100	NIL	100	NA	83653	0.50

For Natar Capital & Financial Services Ltd.

 Co Secretary

(5)

Table II - Statement showing shareholding pattern of the Promoter and Promoter Group

(1) Indian Shareholders (i)	PAN	(ii) No. of Share holder	No. of fully paid up equity shares held (iv)	Partly paid up equity shares held (v)	No. of shares underlying Depository Receipts (vi)	Total Nos. of Shares held (vii)=(iv)+(v)+(vi)	% Calculated as per SCRR, 1957 As a % of A+B+C2 (viii)	Number of Voting Rights of securities (ix)			Total as a % of Total Voting rights	No. of Shares Underlying Outstanding convertible securities (including Warrants) (x)	Shareholding as a % assuming full conversion of convertible securities (as a percentage of diluted share capital) = (viii)+(x) as a % of A+B+C2	Number of Locked in shares (xi)		Number of Shares pledged or otherwise encumbered (xii)		Number of equity shares held in dematerialized form (xiii)
								Class X	Class Y	Total				(a) As a % of total shares held	(b) As a % of total shares held			
(1) Indian			39075	0	0	39075	0.23	39075	NA	39075	0.23	NA	NA	NA	NA	NA	39075	
Family			11555	0	0	11555	0.07	11555	NA	11555	0.07	NA	NA	NA	NA	NA	11555	
Ruchika Oswal	AAAP02482M	1	11555	0	0	11555	0.07	11555	NA	11555	0.07	NA	NA	NA	NA	NA	11555	
Asmita Oswal	AAAP02482M	1	16000	0	0	16000	0.10	16000	NA	16000	0.10	NA	NA	NA	NA	NA	16000	
Manika Oswal	AAAP02482L	1	11520	0	0	11520	0.07	11520	NA	11520	0.07	NA	NA	NA	NA	NA	11520	
Central Government/ State Government(s)			0	0	0	0	0	0	NA	0	0.00	NA	NA	NA	NA	NA	0	
Financial Institutions/ Banks			0	0	0	0	0	0	NA	0	0.00	NA	NA	NA	NA	NA	0	
Any Other - Body Corporate			17	11752930	0	11752930	70.18	11752930	NA	11752930	70.18	NA	NA	NA	NA	NA	11752930	
Amalash Growth Fund Pvt. Limited	AAAC02361H	1	24750	0	0	24750	0.15	24750	NA	24750	0.15	NA	NA	NA	NA	NA	24750	
Axis Wealth Planners Ltd	AAAC02847G	1	56590	0	0	56590	0.34	56590	NA	56590	0.34	NA	NA	NA	NA	NA	56590	
Bermuda Insurance Brokers (P) Ltd.	AAAC03465F	1	20450	0	0	20450	0.12	20450	NA	20450	0.12	NA	NA	NA	NA	NA	20450	
J.L Growth Fund Ltd	AAAC01593Q	1	107516	0	0	107516	0.64	107516	NA	107516	0.64	NA	NA	NA	NA	NA	107516	
Kovalev Investment & Trading Co. Ltd	AAAC04419L	1	371527	0	0	371527	2.22	371527	NA	371527	2.22	NA	NA	NA	NA	NA	371527	
Monika Growth Fund (P) Ltd	AAAC03739D	1	24080	0	0	24080	0.14	24080	NA	24080	0.14	NA	NA	NA	NA	NA	24080	
Negeent Trading & Investment Co Ltd	AAAC01563A	1	641452	0	0	641452	3.83	641452	NA	641452	3.83	NA	NA	NA	NA	NA	641452	
Nihar Poly Films Ltd	AAAC05709K	1	6611632	0	0	6611632	39.48	6611632	NA	6611632	39.48	NA	NA	NA	NA	NA	6611632	
Nihar Growth Fund (P) Ltd	AAAC07066G	1	182054	0	0	182054	1.09	182054	NA	182054	1.09	NA	NA	NA	NA	NA	182054	
Nihar Industrial Enterprises Ltd	AAAC03636A	1	1363221	0	0	1363221	8.14	1363221	NA	1363221	8.14	NA	NA	NA	NA	NA	1363221	
Neha Credit And Investment (P) Ltd	AAAC07644H	1	30200	0	0	30200	0.18	30200	NA	30200	0.18	NA	NA	NA	NA	NA	30200	
Overall Wooden Mills Ltd.	AAAC01873E	1	1322173	0	0	1322173	7.90	1322173	NA	1322173	7.90	NA	NA	NA	NA	NA	1322173	
Ruchika Growth Fund (P) Ltd	AAAC07019C	1	25050	0	0	25050	0.15	25050	NA	25050	0.15	NA	NA	NA	NA	NA	25050	
Sankarwar Holding Co. Ltd	AAAC021658	1	152425	0	0	152425	0.91	152425	NA	152425	0.91	NA	NA	NA	NA	NA	152425	
Venka Investors Ltd	AAAC0052E	1	179314	0	0	179314	1.07	179314	NA	179314	1.07	NA	NA	NA	NA	NA	179314	
Varadhan Investments Ltd	AAAC01587G	1	62640	0	0	62640	0.37	62640	NA	62640	0.37	NA	NA	NA	NA	NA	62640	
Nehar Shrinani Mills Ltd.	AAAC05710D	1	577856	0	0	577856	3.45	577856	NA	577856	3.45	NA	NA	NA	NA	NA	577856	
Sub-Total (A11)		20	11792005	0	0	11792005	70.42	11792005	NA	11792005	70.42	NA	NA	NA	NA	NA	11792005	
(2) Foreign Individuals (Non- Resident Individuals/ Foreign Individuals)			0	0	0	0	0	0	NA	0	0.00	NA	NA	NA	NA	NA	0	
(b) Government			0	0	0	0	0	0	NA	0	0.00	NA	NA	NA	NA	NA	0	
(c) Institutions			0	0	0	0	0	0	NA	0	0.00	NA	NA	NA	NA	NA	0	
(d) Foreign Portfolio Investor			0	0	0	0	0	0	NA	0	0.00	NA	NA	NA	NA	NA	0	
(f) Any Other (specify)			0	0	0	0	0	0	NA	0	0.00	NA	NA	NA	NA	NA	0	
Sub-Total (A12)			0	0	0	0	0	0	NA	0	0.00	NA	NA	NA	NA	NA	0	
Total Shareholding of Promoter and Promoter Group (A)= (A11)+(A12)			20	11792005	0	11792005	70.42	11792005	NA	11792005	70.42	NA	NA	NA	NA	NA	11792005	

For Further Details refer to the attached schedule

(Signature)



III. Statement showing shareholding pattern of the Public Shareholder

(1) Category & Name of the Shareholders (ii)	PAN (iii)	Nos. of shares held (iv)	No. of fully paid up equity shares held (v)	Partly paid-up equity shares held (vi)	Nos. of shares underlying Depository Receipts (vii)	Total nos. shares held (viii = (iv)+(v)+(vi)+(vii))	Shareholding as per SCRR, 1957 as a % of (A+B+C) (viii)	(ix) Number of Voting Rights held in each class of securities			Total as a % of Total Voting Rights	No. of Shares of Underlying convertible securities (including Warrants) (xi)	Total shareholding, as a % assuming full conversion of convertible securities (as a percentage of diluted share capital) (xii)	(xiii) Locked in shares		Number of Shares pledged or otherwise encumbered (xiv)	As a % of total shares held (xv)
								Class X	Class Y	Total				(a)	(b)		
(1) Institutions																	
(a) Mutual Funds/																	
(b) Venture Capital Funds																	
(c) Alternative Investment Funds																	
(d) Foreign Venture Capital Investors																	
(e) Foreign Portfolio Investors																	
(f) Financial Institutions/ Banks																	
(g) Insurance Companies																	
(h) Provident Funds/ Pension																	
(i) Any Other (Specify)																	
(ii) Foreign Institutional Investors																	
(1) Sub-Total (B)(1)																	
(2) Central Government/ State Government(s)/ President of India																	
(3) Non-institutions																	
(a) Individuals -																	
(i) Individual shareholders holding nominal share capital up to Rs. 2 lakhs.																	
(ii) Individual shareholders holding nominal share capital in excess of Rs. 2 lakhs.																	
(b) Sub-Total (B)(2)																	
(3) Non-institutions																	
(a) Individuals -																	
(i) Individual shareholders holding nominal share capital up to Rs. 2 lakhs.																	
(ii) Individual shareholders holding nominal share capital in excess of Rs. 2 lakhs.																	
(b) Sub-Total (B)(3)																	
(4) Public registered with RBI																	
(a) Employee Trusts																	
(b) Overseas Depositories																	
(c) Any Other (Specify)																	
(d) Body Corporate																	
(e) Total Companies/India																	
(f) NRI																	
(g) Sub-Total (B)(4)																	
(5) Total Public Shareholding (B) = (B)(1)+(B)(2)+(B)(3)+(B)(4)																	

Note: Shares transferred to Investor Education and Protection Fund.

For Nahar Capital & Financial Services Ltd.

Secretary

Name of Shareholders (i)	PAV (ii)	No. of shareholder (iii)	No. of fully paid up equity shares held (iv)	Partly paid-up equity shares held (v)	No. of shares underlying Depository Receipts (vi)	Total no. shares held (vii = (iii) + (iv) + (v) + (vi))	Shareholding as per SCOR (viii) As a % of (i)-(vii)	Number of Voting Rights held in each class of securities (ix)			Total as a % of Total Voting Rights	No. of Shares Underlying convertible securities (including warrants) (x)	Total shareholding, as a % assuming full conversion of convertible securities (as a percentage of diluted share capital) (xi)	Number of Locked in shares (xii)		Number of Shares pledged or otherwise encumbered (xiii)		Number of equity shares held in dematerialized form (xiv) (Not Applicable)
								Class X	Class Y	Total				No.	As a % of Total Shares held	No.	As a % of Total Shares held	
ma Bharat Trust SEB (Share based on Promoter- dr. Shareholding K11HC12)																		

not be displayed on website of Stock Exchange(s).
 Informer needs to disclose name of all holders holding more than 1% of total number of shares
 information pertaining to Depository Receipts, the same may be disclosed in this respective columns to the extent information available.

For Nahar Capital & Financial Services Ltd.
[Signature]
 Co. Secretary

12

Format of holding of specified securities

Annexure-I

1.	Name of Listed Entity:	Nahar Capital And Financial Services Limited
2.	ScripCode/Name of Scrip/Class of Security	NSE : NAHARCAP, BSE:532952/Equity Shares
3.	Share Holding Pattern Filed under : Reg.31(1)(a)/Reg.31(1)(b)/Reg.31(1)(c)	
a.	If under 31(1)(b) then indicate the report for Quarter ending	31-03-2017
b.	If under 31(1)(c) then indicate date of allotment/extinguishment	----

4. Declaration: The listed entity is required to submit the following declaration to the extent of submission of information:-

	Particulars	Yes/No*
1	Whether the Listed Entity has issued any partly paid up shares?	No
2	Whether the Listed Entity has issued any Convertible Securities or Warrants?	No
3	Whether the Listed Entity has any shares against which depository receipts are issued?	No
4	Whether the Listed Entity has any shares in locked-in?	No
5	Whether any shares held by promoters are pledge or otherwise encumbered?	No

*If the Listed Entity selects the option 'No' for the questions above, the columns for the partly paid up shares, Outstanding Convertible Securities/Warrants, depository receipts, locked-in shares, No of shares pledged or otherwise encumbered by promoters, as applicable, shall not be displayed at the time of dissemination on the Stock Exchange website. Also wherever there is 'No' declared by Listed Entity in above table the values will be considered as 'Zero' by default on submission of the format of holding of specified securities.

5. The tabular format for disclosure of holding of specified securities is as follows:

For Nahar Capital & Financial Services Limited

Company Secretary

(1)

Table 1:- Summary Statement holding of specified securities

Category of shareholder (i)	Nos. of shares held (ii)	No. of fully paid up equity shares held (iv)	No. of shares underlying Depository Receipts (vi)	Total nos. shares held (vii) = (iv)+(vi)+(viii)	Shareholding as a % of total no. of shares (calculated as per SCRR, 1957) (viii) As a % of (A+B+C2)	Number of Voting Rights held in each class of securities (ix)			No. of Shares & convertible securities (including Warrants) (x)	Shareholding % as a % of convertible securities (as a percentage of diluted share capital) (xi) = (vii)-(x) As a % of (A+B+C2)	Number of Locked in shares (xii)		Number of Shares pledged or otherwise encumbered (xiii)		Number of equity shares held in dematerialized form (xiv)
						Class eg: X	Class eg: Y	Total			No.(a)	As a % of total Shares held (b)	No.(a)	As a % of total Shares held (b)	
Promoter & Promoter Group	20	11792005	NIL	11792005	70.42	11792005	NA	11792005	70.42	NIL	70.42	NA	NA	NA	11792005
Public	12565	4954162	NIL	4954162	29.58	4954162	NA	4954162	29.58	NIL	29.58	NA	NA	NA	4954162
Non Promoter-NonPublic	NIL	NIL	NIL	NIL	NIL	NIL	NA	NIL	NIL	NIL	NIL	NA	NA	NA	NIL
Shares underlying DRs	NIL	NIL	NIL	NIL	NA	NIL	NA	NIL	NIL	NIL	NIL	NA	NA	NA	NIL
Shares held by Employee Trusts	NIL	NIL	NIL	NIL	NIL	NIL	NA	NIL	NIL	NIL	NIL	NA	NA	NA	NIL
Total	12585	15746167	NIL	15746167	100	15746167	NA	15746167	100	NIL	100	NA	NA	NA	15746167


For Natar Capital & Financial Services Ltd

 Company Secretary

Table II - Statement showing shareholding pattern of the Promoter and Promoter Group

Category & Name of the Shareholder (i)	PAN	No. of Shares held (ii)	No. of Locked up Shares (iii)	No. of Depository Shares (iv)	No. of Shares held (v)	Shareholding % (vi) (VII)-(I)+(V)	No. of Voting Rights			Total as a % of Total Voting (ix)	No. of Shares Underlying convertible securities (including Warrants) (x)	Shareholding as a % assuming full conversion of convertible securities (as a percentage of diluted share capital) (xi) = (VII)-(X) as a % of A+B+C2	No. of Shares held in name (xii)	No. of Shares pledged or encumbered (xiii)	Number of Shares held in dematerialized form (xiv)
							Class X	Class Y	Total						
(a) Individual/Share Unintended Party		3	0	0	0	0.33	39075	NA	39075	0.33	NA	NA	NA	NA	39075
Bachia Oval	AAAF02482M	1	0	0	0	0.07	13555	NA	13555	0.07	NA	NA	NA	NA	13555
Alphabiz Group	AAAF02485N	1	0	0	0	0.10	16000	NA	16000	0.10	NA	NA	NA	NA	16000
Secura Group	AAAF02487L	1	0	0	0	0.07	11520	NA	11520	0.07	NA	NA	NA	NA	11520
Central Government/ State Government(s)		0	0	0	0	0	0	NA	0	0.00	NA	NA	NA	NA	0
(c) Financial Institution/ Banks		0	0	0	0	0	0	NA	0	0.00	NA	NA	NA	NA	0
(d) Any Other Body Corporate		17	0	0	0	70.18	11752930	NA	11752930	70.18	NA	NA	NA	NA	11752930
Axis Bank Finance Ltd	AAAC28287G	1	0	0	0	0.34	56590	NA	56590	0.34	NA	NA	NA	NA	56590
Bernhard Insurance Brokers (P) Ltd.	AAAC38454F	1	0	0	0	0.12	20450	NA	20450	0.12	NA	NA	NA	NA	20450
1. Growth Fund Ltd	AAAC15833G	1	0	0	0	0.64	107516	NA	107516	0.64	NA	NA	NA	NA	107516
Knoblen Investment & Trading Co. Ltd	AAAC04149L	1	0	0	0	2.22	371527	NA	371527	2.22	NA	NA	NA	NA	371527
Monika Growth Fund (P) Ltd	AAAC00379G	1	0	0	0	0.14	24080	NA	24080	0.14	NA	NA	NA	NA	24080
Hopwood Trading & Investment Co Ltd	AAAC01581A	1	0	0	0	3.83	641452	NA	641452	3.83	NA	NA	NA	NA	641452
Global Pkz Films Ltd	AAAC05708K	1	0	0	0	66.1832	6611832	NA	6611832	39.48	NA	NA	NA	NA	6611832
Nagar Growth Fund (P) Ltd	AAAC00765G	1	0	0	0	1.09	182054	NA	182054	1.09	NA	NA	NA	NA	182054
Nagar Industrial Enterprises Ltd	AAAC03563A	1	0	0	0	0.14	1363221	NA	1363221	0.14	NA	NA	NA	NA	1363221
Nagar Capital Investment (P) Ltd	AAAC00764H	1	0	0	0	0.18	30000	NA	30000	0.18	NA	NA	NA	NA	30000
Omni Woods Mills Ltd.	AAAC01973F	1	0	0	0	7.90	1322173	NA	1322173	7.90	NA	NA	NA	NA	1322173
Shubha Growth Fund (P) Ltd	AAAC00121G	1	0	0	0	0.15	25050	NA	25050	0.15	NA	NA	NA	NA	25050
Saahasraam Housing Co. Ltd	AAAC02165N	1	0	0	0	0.93	152425	NA	152425	0.93	NA	NA	NA	NA	152425
Venkat Venkatesh Ltd	AAAC00053E	1	0	0	0	1.07	179314	NA	179314	1.07	NA	NA	NA	NA	179314
Vardaan Investments Ltd	AAAC01587G	1	0	0	0	0.37	62440	NA	62440	0.37	NA	NA	NA	NA	62440
Nagar Systems Mills Ltd.	AAAC057100	1	0	0	0	3.45	577856	NA	577856	3.45	NA	NA	NA	NA	577856
Shri-Venit (P) Ltd	AAAC01973F	20	0	0	0	70.42	11752930	NA	11752930	70.42	NA	NA	NA	NA	11752930
(2) Foreign Individual/ Non-Resident Individual/ Foreign Individual(s)		0	0	0	0	0	0	NA	0	0.00	NA	NA	NA	NA	0
(3) Government		0	0	0	0	0	0	NA	0	0.00	NA	NA	NA	NA	0
(4) Institutions		0	0	0	0	0	0	NA	0	0.00	NA	NA	NA	NA	0
(5) Foreign Portfolio Investor		0	0	0	0	0	0	NA	0	0.00	NA	NA	NA	NA	0
(6) Non Other (Special)		0	0	0	0	0	0	NA	0	0.00	NA	NA	NA	NA	0
Sub-Totals (A+B)		0	0	0	0	0	0	NA	0	0.00	NA	NA	NA	NA	0
Total Shareholding of Promoter and Promoter Group (A+B+C+D+E+F+G+H+I+J+K+L+M+N)		20	0	0	0	70.42	11752930	NA	11752930	70.42	NA	NA	NA	NA	11752930

For Nagar Capital & Finance Ltd
 Chairman/Secretary



Name of the shareholder	PAN	No. of shares held	No. of fully paid-up equity shares held	Partly paid-up equity shares held	No. of shares underlying the Regulatory Receipts (VI)	Total no. shares held VI + BV + VI	Shareholding % calculated as per SCRR, 1957 (A+B+C)/VII	Number of Voting Rights held in each class of securities (B)			Total as a % of Total Voting Rights	No. of shares underlying convertible securities (including Warrants) (D)	Total Shareholding % as a % assuming full conversion of convertible securities (as a percentage of diluted share capital) (E)	Number of Locked in shares (F)		Number of Shares pledged or otherwise encumbered (G)		Number of equity shares held in dematerialized form (XIV)
								Class X	Class Y	Total				No. (I)	% of total shares held (II)	No. (III)	% of total shares held (IV)	
...	...	10	5430	0	0	5430	0.03	5430	NA	5430	0.03	0.03	NA	NA	NA	NA	NA	1600
...	...	0	0	0	0	0	0.00	0	NA	0	0.00	0.00	NA	NA	NA	NA	NA	0
...	...	0	0	0	0	0	0.00	0	NA	0	0.00	0.00	NA	NA	NA	NA	NA	0
...	...	0	0	0	0	0	0.00	0	NA	0	0.00	0.00	NA	NA	NA	NA	NA	0
...	...	24	6117	0	0	6117	0.04	6117	NA	6117	0.04	0.04	NA	NA	NA	NA	NA	4379
...	...	0	0	0	0	0	0.00	0	NA	0	0.00	0.00	NA	NA	NA	NA	NA	0
...	...	0	0	0	0	0	0.00	0	NA	0	0.00	0.00	NA	NA	NA	NA	NA	0
...	...	0	0	0	0	0	0.00	0	NA	0	0.00	0.00	NA	NA	NA	NA	NA	0
...	...	2	600	0	0	600	0.00	600	NA	600	0.00	0.00	NA	NA	NA	NA	NA	0
...	...	38	12147	0	0	12147	0.07	12147	NA	12147	0.07	0.07	NA	NA	NA	NA	NA	5972
...	...	0	0	0	0	0	0.00	0	NA	0	0.00	0.00	NA	NA	NA	NA	NA	0
...	...	0	0	0	0	0	0.00	0	NA	0	0.00	0.00	NA	NA	NA	NA	NA	0
...	...	12235	3666985	0	0	3666985	21.90	3666985	NA	3666985	21.90	21.90	NA	NA	NA	NA	NA	3230075
...	...	7	594226	0	0	594226	3.55	594226	NA	594226	3.55	3.55	NA	NA	NA	NA	NA	594226
...	...	1	248781	0	0	248781	1.49	248781	NA	248781	1.49	1.49	NA	NA	NA	NA	NA	248781
...	...	0	0	0	0	0	0.00	0	NA	0	0.00	0.00	NA	NA	NA	NA	NA	0
...	...	0	0	0	0	0	0.00	0	NA	0	0.00	0.00	NA	NA	NA	NA	NA	0
...	...	0	0	0	0	0	0.00	0	NA	0	0.00	0.00	NA	NA	NA	NA	NA	0
...	...	207	680804	0	0	680804	4.07	680804	NA	680804	4.07	4.07	NA	NA	NA	NA	NA	679022
...	...	225	516368	0	0	516368	3.08	516368	NA	516368	3.08	3.08	NA	NA	NA	NA	NA	516368
...	...	1	170555	0	0	170555	1.02	170555	NA	170555	1.02	1.02	NA	NA	NA	NA	NA	170555
...	...	71	164336	0	0	164336	0.98	164336	NA	164336	0.98	0.98	NA	NA	NA	NA	NA	164336
...	...	12329	4942015	0	0	4942015	29.51	4942015	NA	4942015	29.51	29.51	NA	NA	NA	NA	NA	4942015
...	...	12568	4954162	0	0	4954162	29.58	4954162	NA	4954162	29.58	29.58	NA	NA	NA	NA	NA	4954162

Investment held on website of Stock Exchange(s).
 The information needs to be disclosed along with the name of following persons: Institutional/Investment holders holding more than 1% of total number of shares.
 The information pertaining to Depository Receipts, the same may be disclosed in the respective columns to the extent information available and the balance to be disclosed as held by custodian.

For Nandan Capital & Financial Services Ltd

(Signature)
 Company Secretary

21

Format of holding of specified securities

Annexure-I

1.	Name of Listed Entity:	Nahar Capital And Financial Services Limited
2.	Scrip Code/Name of Scrip/Class of Security	NSE : NAHARCAP, BSE:532952/Equity Shares
3.	Share Holding Pattern Filed under : Reg.31(1)(a)/Reg.31(1)(b)/Reg.31(1)(c)	
a.	If under 31(1)(b) then indicate the report for Quarter ending	31-03-2016
b.	If under 31(1)(c) then indicate date of allotment/extinguishment	---

4. Declaration: The listed entity is required to submit the following declaration to the extent of submission of information:-

	Particulars	Yes/No*
1	Whether the Listed Entity has issued any partly paid up shares?	No
2	Whether the Listed Entity has issued any Convertible Securities or Warrants?	No
3	Whether the Listed Entity has any shares against which depository receipts are issued?	No
4	Whether the Listed Entity has any shares in locked-in?	No
5	Whether any shares held by promoters are pledge or otherwise encumbered?	No

*If the Listed Entity selects the option 'No' for the questions above, the columns for the partly paid up shares, Outstanding Convertible Securities/Warrants, depository receipts, locked-in shares, No of shares pledged or otherwise encumbered by promoters, as applicable, shall not be displayed at the time of dissemination on the Stock Exchange website. Also wherever there is 'No' declared by Listed Entity in above table the values will be considered as 'Zero' by default on submission of the format of holding of specified securities.

5. The tabular format for disclosure of holding of specified securities is as follows:

For Nahar Capital & Financial Services Ltd.
Co. Secretary

23

Table I-Summary Statement holding of specified securities

Category (I)	Category of shareholder (II)	Nos. of shares held (III)	No. of fully paid up equity shares held (IV)	No. of shares underlying Depository Receipts (VI)	Total nos. shares held (VII) = (III)+(IV)+(VI)	Shareholding as a % of total no. of shares (VIII) As a % of (A+B+C)	Number of Voting Rights held in each class of securities (IX)			No. of Shares Underlying Outstanding convertible securities (including Warrants) (X)	Shareholding as a % assuming full conversion of convertible securities (as a percentage of diluted share capital) (XI) = (VII)+(X) As a % of (A+B+C)	Number of Locked in shares (XII)		Number of Shares pledged or otherwise encumbered (XIII)	
							Class eq: X	Class eq: Y	Total			No. (a)	As a % of total Shares held (b)	No. (a)	As a % of total Shares held (b)
(A)	Promoter & Promoter Group	20	11792005	NIL	11792005	70.42	NA	NA	11792005	70.42	NA	NA	NA	NA	
(B)	Public Group	13224	4954162	NIL	4954162	29.58	NA	NA	4954162	29.58	NA	NA	NA	NA	
(C)	Non Promoter-NonPublic	NIL	NIL	NIL	NIL	NIL	NA	NA	NIL	NIL	NA	NA	NA	NA	
(C1)	Shares underlying DRs	NIL	NIL	NIL	NIL	NIL	NA	NA	NIL	NIL	NA	NA	NA	NA	
(C2)	Shares held by Employee Trusts	NIL	NIL	NIL	NIL	NIL	NA	NA	NIL	NIL	NA	NA	NA	NA	
	Total	13244	16746167	NIL	16746167	100	NA	NA	16746167	100	NA	NA	NA	NA	

For Nahar Capital & Financial Services Ltd.

Secretary

24

Table B - Statement showing shareholding pattern of the Promoter and Promoter Group

Category & Name of the Shareholders (i)	PAN	No. of shares held (ii)	No. of equity paid up shares held (iii)	Partly paid up equity shares held (iv)	No. of shares underlying Deposits or Receipts (v)	Total nos. of Shares held (vi)	Shareholding % Calculated as per SCRR, 1957 As a % of AmCQ (vii)	No. of Voting Rights			(ix) Total as a % of Total Voting Rights	No. of Shares Underlying Outstanding convertible securities (including Warrants) (x)	Shareholding as a % assuming full conversion of convertible securities (as a percentage of diluted shares) (xi) = (viii)/(x) as a % of AmCQ	Number of Locked In shares (xii)		Number of Shares pledged or otherwise encumbered (xiii)		Number of equity shares held in dematerialized form (xiv)
								Class X	Class Y	Total				(a) As a % of total shares held	(b) As a % of total shares held	(c) As a % of total shares held	(d) As a % of total shares held	
(a) Individual/ Hindu Undivided Family		3	39075	0	0	39075	0.23	0	0	0	0.00	0.23	NA	NA	NA	NA	39075	
Standard Capital	AAAC02482M	1	11555	0	0	11555	0.07	11555	NA	11555	0.07	NA	NA	NA	NA	NA	11555	
Abhishek Opreal	AAAC02482M	1	16000	0	0	16000	0.10	16000	NA	16000	0.10	NA	NA	NA	NA	NA	16000	
Abhishek Opreal	AAAC02482M	1	11520	0	0	11520	0.07	11520	NA	11520	0.07	NA	NA	NA	NA	NA	11520	
Central Government/ State Government(s)		0	0	0	0	0	0	0	NA	0	0.00	0	NA	NA	NA	NA	0	
(c) Financial Institution/ Banks		0	0	0	0	0	0	0	NA	0	0.00	0	NA	NA	NA	NA	0	
(d) Any Other - Body Corporate		17	11752930	0	0	11752930	70.18	11752930	NA	11752930	70.18	NA	NA	NA	NA	NA	11752930	
Abhishek Growth Fund (P) Limited	AAAC02351H	1	24750	0	0	24750	0.15	24750	NA	24750	0.15	NA	NA	NA	NA	NA	24750	
Apni Vasthik Finance Ltd	AAAC02482M	1	56590	0	0	56590	0.34	56590	NA	56590	0.34	NA	NA	NA	NA	NA	56590	
Bermuda Insurance Brokers (P) Ltd.	AAAC02482M	1	20450	0	0	20450	0.12	20450	NA	20450	0.12	NA	NA	NA	NA	NA	20450	
I. Growth Fund Ltd	AAAC19930	1	107516	0	0	107516	0.64	107516	NA	107516	0.64	NA	NA	NA	NA	NA	107516	
Koreban Investment & Trading Co. Ltd	AAAC04419A	1	371527	0	0	371527	2.22	371527	NA	371527	2.22	NA	NA	NA	NA	NA	371527	
Mobica Growth Fund (P) Ltd	AAAC02029D	1	24080	0	0	24080	0.14	24080	NA	24080	0.14	NA	NA	NA	NA	NA	24080	
Mogstad Trading & Investment Co Ltd	AAAC02563A	1	641432	0	0	641432	3.83	641432	NA	641432	3.83	NA	NA	NA	NA	NA	641432	
Nahar Poly Films Ltd	AAAC06520K	1	6611632	0	0	6611632	39.48	6611632	NA	6611632	39.48	NA	NA	NA	NA	NA	6611632	
Nahar Growth Fund (P) Ltd	AAAC06066G	1	182054	0	0	182054	1.09	182054	NA	182054	1.09	NA	NA	NA	NA	NA	182054	
Nahar Industrial Enterprises Ltd	AAAC06563M	1	1363221	0	0	1363221	8.14	1363221	NA	1363221	8.14	NA	NA	NA	NA	NA	1363221	
Meta Credit And Investment (P) Ltd	AAAC06744H	1	30200	0	0	30200	0.18	30200	NA	30200	0.18	NA	NA	NA	NA	NA	30200	
Orval Wooden Mill Ltd	AAAC058717	1	1322173	0	0	1322173	7.9	1322173	NA	1322173	7.9	NA	NA	NA	NA	NA	1322173	
Rachita Growth Fund (P) Ltd	AAAC07128C	1	25050	0	0	25050	0.15	25050	NA	25050	0.15	NA	NA	NA	NA	NA	25050	
Sanchsheer Holding Co. Ltd	AAAC02455B	1	152425	0	0	152425	0.91	152425	NA	152425	0.91	NA	NA	NA	NA	NA	152425	
Varahi Investments Ltd	AAAC00867E	1	179314	0	0	179314	1.07	179314	NA	179314	1.07	NA	NA	NA	NA	NA	179314	
Vardmaan Investments Ltd	AAACV1597G	1	62640	0	0	62640	0.37	62640	NA	62640	0.37	NA	NA	NA	NA	NA	62640	
Nahar Spinning Mills Ltd	AAAC06710D	1	577856	0	0	577856	3.45	577856	NA	577856	3.45	NA	NA	NA	NA	NA	577856	
Sub-Total (A)(1)		20	11792005	0	0	11792005	70.42	11792005	NA	11792005	70.42	NA	NA	NA	NA	NA	11792005	
(2) Foreign Individual/ (Non- Resident Individual/ Foreign Individual)		0	0	0	0	0	0	0	NA	0	0.00	0	NA	NA	NA	NA	0	
(b) Government		0	0	0	0	0	0	0	NA	0	0.00	0	NA	NA	NA	NA	0	
(c) Institutions		0	0	0	0	0	0	0	NA	0	0.00	0	NA	NA	NA	NA	0	
(d) Foreign Portfolio Investor		0	0	0	0	0	0	0	NA	0	0.00	0	NA	NA	NA	NA	0	
(f) Any Other (Specifc)		0	0	0	0	0	0	0	NA	0	0.00	0	NA	NA	NA	NA	0	
Sub-Total (A)(2)		0	0	0	0	0	0	0	NA	0	0.00	0	NA	NA	NA	NA	0	
Total Shareholding of Promoter and Promoter Group (A)		20	11792005	0	0	11792005	70.42	11792005	NA	11792005	70.42	NA	NA	NA	NA	NA	11792005	
(A)/(1)+(A)/(2)																		

For Nahar Capital & Financial Services Ltd

[Signature]
Secretary

28

Table II - Statement Showing Shareholding Pattern of the Public Shareholders

Sheet 4

Category & Name of the Shareholders (i)	PAN (ii)	No. of Shareholders (iii)	No. of fully paid up equity shares held (iv)	Partly paid-up equity shares held (v)	Nos. of shares underlying Depository Receipts (vi)	Total nos. shares held (vii = (iv)+(v)+(vi))	Shareholding % calculated as per SCRR, 1957 (viii = (vii)/(144423) * 100)	Number of Voting Rights held in each class (ix)			Total as a % of Total Voting rights (x)	No. of shares Underlying Outstanding convertible securities (including Warrants) (xi)	Total shareholding as a % assuming full conversion of convertible securities (as a percentage of diluted share capital) (xii)	Number of Locked in shares (xiii)		Number of Shares pledged or otherwise encumbered (xiv)		Number of Shares held as a % of total shares held (xv) (Not applicable)	Number of Shares held as a % of total shares held (xvi) (Not applicable)
								Class X	Class Y	Total				(a)	(b)	(a)	(b)		
(1) Institutions																			
(a) Mutual Funds																			
(b) Venture Capital Funds																			
(c) Alternative Investment Funds																			
(d) Foreign Venture Capital Investors																			
(e) Foreign Portfolio Investors																			
(f) Financial Institutions/Banks																			
(g) Insurance Companies																			
(h) Provident Fund/ Pension Fund/ Other (Specify)																			
(i) Foreign Institutional Investors																			
(j) Sub-Total (B)(1)																			
(2) Central Government/State Government/Local Bodies																			
(a) Sub-Total (B)(2)																			
(3) Non-Institutions																			
(a) Individuals - Individual Shareholders holding nominal share capital up to Rs. 2 Lakhs.																			
(b) Individual Shareholders holding nominal share capital exceeding nominal share capital in excess of Rs. 2 Lakhs.																			
(c) Entities registered with RBI																			
(d) Depository Receipts																			
(e) Depository Receipts																			
(f) Other (Specify)																			
(g) Sub-Total (B)(3)																			
(4) Total Public Shareholding (B) = (B)(1) + (B)(2) + (B)(3)																			

(1) Part would not be displayed on website of Stock Exchanges.
 (2) The above format needs to be disclosed along with the name of following persons/institutions when institutions holding more than 1% of total number of shares.
 (3) If the information pertaining to Depository Receipts, the same may be disclosed in the respective columns to the extent information available and the balance to be disclosed as held by Custodian.

For Nether Capital & Financial Services

25
 Director
 Co. Secretary

Table 5 - Statement showing shareholding pattern of the Non Promoter, Non Public Shareholder Table 6 - Statement showing shareholding pattern of the Non Promoter, Non Public Shareholder Table 7 - Statement showing shareholding pattern of the Non Promoter, Non Public Shareholder Table 8 - Statement showing shareholding pattern of the Non Promoter, Non Public Shareholder

Sl. No.	Name of the Shareholder	PAN	No. of Shares	No. of Locked Shares	No. of Shares held as a result of exercise of rights	No. of Shares held as a result of conversion of convertible securities	No. of Shares held as a result of other arrangements	Total No. of Shares	Shareholding %	As at 31st March 2023		
										As a % of Total Shares	As a % of Paid-up Capital	As a % of Total Paid-up Capital
1	Mr. Anil Kumar		1000	0	0	0	0	1000	0.01	0.01	0.01	
2	Ms. Priya Singh		500	0	0	0	0	500	0.005	0.005	0.005	
3	Mr. Ravi Sharma		200	0	0	0	0	200	0.002	0.002	0.002	
4	Ms. Neha Gupta		100	0	0	0	0	100	0.001	0.001	0.001	
5	Mr. Vikram Singh		50	0	0	0	0	50	0.0005	0.0005	0.0005	
6	Ms. Anjali Singh		25	0	0	0	0	25	0.00025	0.00025	0.00025	
7	Mr. Arjun Singh		10	0	0	0	0	10	0.0001	0.0001	0.0001	
8	Ms. Divya Singh		5	0	0	0	0	5	0.00005	0.00005	0.00005	
9	Mr. Harsh Singh		2	0	0	0	0	2	0.00002	0.00002	0.00002	
10	Ms. Isha Singh		1	0	0	0	0	1	0.00001	0.00001	0.00001	
11	Mr. Jai Singh		0	0	0	0	0	0	0	0	0	
12	Ms. Kajal Singh		0	0	0	0	0	0	0	0	0	
13	Mr. Karan Singh		0	0	0	0	0	0	0	0	0	
14	Ms. Khushi Singh		0	0	0	0	0	0	0	0	0	
15	Mr. Laksh Singh		0	0	0	0	0	0	0	0	0	
16	Ms. Manvi Singh		0	0	0	0	0	0	0	0	0	
17	Mr. Naveen Singh		0	0	0	0	0	0	0	0	0	
18	Ms. Nidhi Singh		0	0	0	0	0	0	0	0	0	
19	Mr. Nikhil Singh		0	0	0	0	0	0	0	0	0	
20	Ms. Nisha Singh		0	0	0	0	0	0	0	0	0	
21	Mr. Nishant Singh		0	0	0	0	0	0	0	0	0	
22	Ms. Nitya Singh		0	0	0	0	0	0	0	0	0	
23	Mr. Nupur Singh		0	0	0	0	0	0	0	0	0	
24	Ms. Nyra Singh		0	0	0	0	0	0	0	0	0	
25	Mr. Omkar Singh		0	0	0	0	0	0	0	0	0	
26	Ms. Pooja Singh		0	0	0	0	0	0	0	0	0	
27	Mr. Pranav Singh		0	0	0	0	0	0	0	0	0	
28	Ms. Prisha Singh		0	0	0	0	0	0	0	0	0	
29	Mr. Rishabh Singh		0	0	0	0	0	0	0	0	0	
30	Ms. Rishika Singh		0	0	0	0	0	0	0	0	0	
31	Mr. Ritvik Singh		0	0	0	0	0	0	0	0	0	
32	Ms. Rishi Singh		0	0	0	0	0	0	0	0	0	
33	Mr. Rishika Singh		0	0	0	0	0	0	0	0	0	
34	Ms. Rishi Singh		0	0	0	0	0	0	0	0	0	
35	Mr. Rishika Singh		0	0	0	0	0	0	0	0	0	
36	Ms. Rishi Singh		0	0	0	0	0	0	0	0	0	
37	Mr. Rishika Singh		0	0	0	0	0	0	0	0	0	
38	Ms. Rishi Singh		0	0	0	0	0	0	0	0	0	
39	Mr. Rishika Singh		0	0	0	0	0	0	0	0	0	
40	Ms. Rishi Singh		0	0	0	0	0	0	0	0	0	
41	Mr. Rishika Singh		0	0	0	0	0	0	0	0	0	
42	Ms. Rishi Singh		0	0	0	0	0	0	0	0	0	
43	Mr. Rishika Singh		0	0	0	0	0	0	0	0	0	
44	Ms. Rishi Singh		0	0	0	0	0	0	0	0	0	
45	Mr. Rishika Singh		0	0	0	0	0	0	0	0	0	
46	Ms. Rishi Singh		0	0	0	0	0	0	0	0	0	
47	Mr. Rishika Singh		0	0	0	0	0	0	0	0	0	
48	Ms. Rishi Singh		0	0	0	0	0	0	0	0	0	
49	Mr. Rishika Singh		0	0	0	0	0	0	0	0	0	
50	Ms. Rishi Singh		0	0	0	0	0	0	0	0	0	

For Nahar Capital & Financial Services Ltd.
 Director
 Secretary



Annexure-5
28

NAHAR CAPITAL & FINANCIAL SERVICES LIMITED

w.e.f. 24.10.2018 to 18.01.2019

S.NO.	Date	Average Price	Total Traded Quantity	Turnover
1	24-Oct-18	90.99	985	89622.20
2	25-Oct-18	93.34	2804	261727.45
3	26-Oct-18	92.48	585	54098.05
4	29-Oct-18	92.86	6664	618850.50
5	30-Oct-18	94.49	9642	911077.40
6	31-Oct-18	96.56	8339	805232.40
7	01-Nov-18	100.52	3124	314026.75
8	02-Nov-18	103.03	1713	176496.65
9	05-Nov-18	102.96	1844	189864.50
10	06-Nov-18	102.46	2760	282801.25
11	07-Nov-18	100.23	3384	339186.00
12	09-Nov-18	102.06	438	44701.60
13	12-Nov-18	102.63	755	77484.15
14	13-Nov-18	106.23	41930	4454184.55
15	14-Nov-18	102.41	6708	686977.85
16	15-Nov-18	100.93	481	48549.40
17	16-Nov-18	100.55	2034	204514.40
18	19-Nov-18	100.51	844	84830.30
19	20-Nov-18	97.34	6793	661249.75
20	21-Nov-18	97.55	1635	159491.65
21	22-Nov-18	98.24	1719	168871.70
22	26-Nov-18	95.36	2381	227046.85
23	27-Nov-18	96.76	1308	126567.00
24	28-Nov-18	96.02	492	47242.35
25	29-Nov-18	95.73	1494	143017.15
26	30-Nov-18	96.67	5080	491108.05
27	03-Dec-18	95.48	3253	310589.60
28	04-Dec-18	95.13	2866	272631.95
29	05-Dec-18	95.03	3678	349513.75
30	06-Dec-18	92.4	5487	506973.35
31	07-Dec-18	94.04	350	32912.35
32	10-Dec-18	91.79	5577	511926.30
33	11-Dec-18	92.08	2229	205255.00
34	12-Dec-18	93.98	2543	239002.35
35	13-Dec-18	95.16	3109	295857.00
36	14-Dec-18	94.59	1267	119848.00
37	17-Dec-18	94.27	2510	236612.45
38	18-Dec-18	93.68	865	81034.30
39	19-Dec-18	96.46	2885	278295.30
40	20-Dec-18	95	5866	557284.95
41	21-Dec-18	94.18	4622	435313.10
42	24-Dec-18	92.97	7961	740114.10

43	26-Dec-18	92.89	2232	207324.40
44	27-Dec-18	92.69	12785	1185028.60
45	28-Dec-18	92.13	2151	198181.70
46	31-Dec-18	92.98	246	22873.85
47	01-Jan-19	93.71	457	42827.45
48	02-Jan-19	93.48	266	24864.75
49	03-Jan-19	91.89	13769	1265165.85
50	04-Jan-19	93.98	11035	1037090.50
51	07-Jan-19	93.8	1201	112659.05
52	08-Jan-19	94.35	743	70099.50
53	09-Jan-19	93.4	316	29515.50
54	10-Jan-19	92.62	830	76878.45
55	11-Jan-19	93.46	1597	149261.75
56	14-Jan-19	92.42	1257	116166.30
57	15-Jan-19	93.66	329	30814.90
58	16-Jan-19	95.71	2460	235458.35
59	17-Jan-19	93.66	58	5432.25
60	18-Jan-19	93.22	142	13236.90
	TOTAL		222878	21664863.80

VOLUME WEIGHTED AVG. PRICE 97.21

DECLARATION BY THE AQUIRER(S)

We, **ATAM VALLABH FINANCIERS LIMITED, J L GROWTH FUND LIMITED** and **KOVALAM INVESTMENT & TRADING CO. LTD.** hereby declare that all the conditions specified under Regulation 10(1)(a) with respect to exemptions have been duly complied.


For **ATAM VALLABH FINANCIERS LTD.**


DINESH OSWAL
(DIRECTOR)

For **J L GROWTH FUND LTD.**


NAVDEEP SHARMA
(DIRECTOR)

For **KOVALAM INVESTMENT & TRADING CO. LTD.**


NAVDEEP SHARMA
(DIRECTOR)

Place: New Delhi

Date : 12.02.2019