

WELTER SECURITIES LIMITED

Corp. Office: 303, Himland House, D-5, Karampura Commercial Complex, New Delhi – 110015

CIN: L65993WB1990PLC048314

E-mail: welter1234@rediffmail.com

2nd September, 2023

Listing Department
BSE Ltd.
Phiroze Jeejeebhoy Towers
Dalal Street
Mumbai – 400001
Email : corp.relations@bseindia.com

Listing Department
National Stock Exchange of India Ltd
Exchange Plaza, 5th Floor, Plot No. C/1
G Block, Bandra-Kurla Complex,
Bandra (E), Mumbai - 400051
Email : takeover@nse.co.in

Company Code : 506022

Company Symbol : PRAKASH

Sub : Disclosure under Regulation 31 of Securities and Exchange Board of India
(Substantial Acquisition of Shares and Takeovers) Regulations, 2011


Dear Sir,

In terms of the provisions of Regulation 31 of the SEBI (Substantial Acquisition of Shares and Takeovers) Regulations, 2011, we being Promoter group of Prakash Industries Limited hereby enclosing the details of equity shares released from pledged held by us in the prescribed format.

This is for your information and record please.

Thanking you,

Yours faithfully,
For **Welter Securities Ltd.**



Authorised Signatory

Encl : (2) as above

CC To :


Prakash Industries Ltd.
15 Km. Stone, Delhi Road,
Hissar – 125044
Email : investorshelpline@prakash.com

Disclosure by the Promoter(s) to the stock exchanges and to the Target Company for encumbrance of shares / invocation of encumbrance / release of encumbrance, in terms of Regulation 31(1) and 31(2) of SEBI (Substantial Acquisition of Shares and Takeovers) Regulation, 2011

Name of the Target Company (TC)	PRAKASH INDUSTRIES LIMITED	
Names of the Stock Exchanges where the shares of the target company are listed	BSE Ltd. & National Stock Exchange of India Ltd	
Date of reporting	02 September 2023	
Name of the promoter or PAC on whose shares encumbrance has been created/ released/invoked	Welter Securities Ltd.	

Details of the creation of encumbrance :												
Name of the promoter(s) or PACs with whom *	Promoter holding in the target company (1)	Promoter holding encumbered (2)	Type of event (creation/ release/ invocation)	Date of creation/ release/ invocation of encumbrance	Type of encumbrance (pledge/ lien/ non disposal undertaking/ others)	Reasons for encumbrance	No. of shares	% of total share capital	Name of the entity in whose favour shares are encumbered	No. of shares	% of total share capital	Post event holding of encumbered shares (creation [(2)/(3)] / release [(2)/(3)] / invocation [(1)/(3)])
Welter Securities Ltd. *	5006666	2763666	Release	01.09.2023	Release of Pledge	third party Pledge	450000	-0.25	Virtue Financial Services Pvt. Ltd.	2313666	1.29	

for Welter Securities Ltd.



Authorised Signatory

Place : New Delhi

Date : 02.09.2023

* The details of encumbrances of residual promoters as on 30.08.2023 enclosed herewith as Annexure I is an extract of the data available of the Target Company

PRAKASH INDUSTRIES LIMITED
Details of encumbrance of residual promoters as on 30.08.2023

Sr. No.	Name of the Shareholder	Total shares held		Shares pledged or otherwise encumbered	
		No. of shares held	As a % of total share capital	No. of shares held	As a % of total share capital
1	SHRI V.P. AGARWAL	22071398	12.32	2068890	1.16
2	V.P. AGARWAL (HUF)	2208644	1.23	963644	0.54
3	SMT. MOHINI AGARWAL	1019856	0.57	0	0.00
4	SHRI VIKRAM AGARWAL	406500	0.23	406500	0.23
5	SHRI KANHA AGARWAL	18540	0.01	0	0.00
6	AIRCON TRADEX PVT. LTD.	611800	0.34	96000	0.05
7	AMBROSIA COMMERCE PVT. LTD.	1936500	1.08	1936500	1.08
8	DHRUV COMMERCE PVT. LTD.	300500	0.17	0	0.00
9	ESSENTIAL ELECTRONICS PVT. LTD.	597300	0.33	0	0.00
10	EVERSHINE MERCANTILE PVT. LTD.	1621700	0.91	1621700	0.91
11	EXCEL FINCAP PVT. LTD.	102135	0.06	0	0.00
12	FOCUS SECURITIES & CREDITS PVT. LTD.	1460000	0.82	445000	0.25
13	FOUR WINGS MARKETING PVT. LTD.	101700	0.06	0	0.00
14	GMK BUILDERS PVT. LTD.	8164800	4.56	2693200	1.50
15	GOEL CONTAINERS PVT. LTD.	1378682	0.77	758000	0.42
16	HISSAR TUBES PVT. LTD.	700000	0.39	0	0.00
17	HI-TECH MERCANTILE (INDIA) PVT. LTD.	2720695	1.52	2495695	1.39
18	NEW ERA COMMERCE & SECURITIES PVT. LTD.	215985	0.12	0	0.00
19	OCEAN ISPAT PVT. LTD.	300000	0.17	300000	0.17
20	PAREEK OVERSEAS PVT. LTD.	623060	0.35	623020	0.35
21	PRAKASH CAPITAL SERVICES LTD.	1508467	0.84	1508400	0.84
22	PRAKASH INDUSTRIAL FINANCE LTD.	904950	0.51	14000	0.01
23	PREMIER FINCAP PVT. LTD.	767000	0.43	767000	0.43
24	PRIMENET GLOBAL LTD.	2470500	1.38	1980500	1.11
25	PRIME MERCANTILE PVT. LTD.	3701470	2.07	912870	0.51
26	SAMYAK SECURITIES PVT. LTD.	1500000	0.84	0	0.00
27	SHREE LABH LAKSHMI CAPITAL SERVICES PVT. LTD.	2311471	1.29	2311471	1.29
28	STYLE LEASING & FINANCE PVT. LTD.	1114400	0.62	864400	0.48
29	SUNVIN TRADING & INVESTMENT PVT. LTD.	242312	0.14	0	0.00
30	TECHDRIVE SOFTWARE LTD	75	0.00	0	0.00
31	TOOLS INDIA PVT. LTD.	900900	0.50	900900	0.50
32	UNITY MERCANTILE PVT. LTD.	251575	0.14	0	0.00
33	VANSHI FARMS PVT. LTD.	3157900	1.76	1214730	0.68
34	VISION MERCANTILE PVT. LTD.	1866754	1.04	1633363	0.91
35	CHAIBASA STEEL LLP	250000	0.14	0	0.00
36	DHRUV COMMERCE LLP	1481000	0.83	574000	0.32
37	ESSENTIAL ELECTRONICS LLP	302100	0.17	302100	0.17
38	EVERSHINE MERCANTILE LLP	300000	0.17	0	0.00
39	FOUR WINGS MARKETING LLP	300000	0.17	0	0.00
40	HISSAR TUBES LLP	650012	0.36	650012	0.36
41	PREMIER FINCAP LLP	476480	0.27	476480	0.27
42	ROURKELA STEEL LLP	1427133	0.80	0	0.00
43	SHIKHA MERCANTILE LLP	70600	0.04	0	0.00
44	SPRING MERCANTILE LLP	500	0.00	0	0.00
45	SUNVIN TRADING & INVESTMENT LLP	1007688	0.56	825000	0.46
46	SUVARNA MARKETING LLP	95000	0.05	0	0.00
47	TECHDRIVE SOFTWARE LLP	562475	0.31	0	0.00
	TOTAL	74180557	41.42	29343375	16.39

T. G. P. N.

Premier Fincap LLP

(Formerly Premier Fincap Pvt. Ltd.)

Regd. Off: N, 3RD FLOOR, OLD DELHI RAOD, GOLDEN JUBLEE PLAZA,
GURUGRAM-122001
LLPIN: AAM-1154

2nd September, 2023

Listing Department
BSE Ltd.
Phiroze Jeejeebhoy Towers
Dalal Street
Mumbai – 400001
Email : corp.relations@bseindia.com

Listing Department
National Stock Exchange of India Ltd
Exchange Plaza, 5th Floor, Plot No. C/1
G Block, Bandra-Kurla Complex,
Bandra (E), Mumbai - 400051
Email : takeover@nse.co.in

Company Code : 506022

Company Symbol : PRAKASH

Sub : Disclosure under Regulation 31 of Securities and Exchange Board of India
(Substantial Acquisition of Shares and Takeovers) Regulations, 2011

Dear Sir,

In terms of the provisions of Regulation 31 of the SEBI (Substantial Acquisition of Shares and Takeovers) Regulations, 2011, we being Promoter group of Prakash Industries Limited hereby enclosing the details of equity shares released from pledged held by us in the prescribed format.

This is for your information and record please.

Thanking you,

Yours faithfully,
For Premier Fincap LLP



Authorised Signatory

Encl : (2) as above

CC To :

Prakash Industries Ltd.
15 Km. Stone, Delhi Road,
Hissar – 125044
Email : investorshelpline@prakash.com

Disclosure by the Promoter(s) to the stock exchanges and to the Target Company for encumbrance of shares / invocation of encumbrance/ release of encumbrance, in terms of Regulation 31(1) and 31(2) of SEBI (Substantial Acquisition of Shares and Takeovers) Regulation, 2011

Name of the Target Company(TC)	PRAKASH INDUS FIBRES LIMITED	
Names of the Stock Exchanges where the shares of the target company are listed	BSE Ltd. & National Stock Exchange of India Ltd	
Date of reporting	02 September 2023	
Name of the promoter or PAC on whose shares encumbrance has been created/ released/invoked	Premier Fincap LLP	

Details of the creation of encumbrance :												
Name of the promoter(s) or PACs with whom *	Promoter holding in the target company (1)	Promoter holding encumbered (2)	already	Type of event (creation/ release/ invocation)	Date of creation/ release/ invocation of encumbrance	Type of encumbrance / (pledge/ non disposal/ undertaking/ others)	Reasons for encumbrance	No. of shares	% of total share capital	Name of the entity in whose favour shares are encumbered	No. of shares	% of total share capital
Premier Fincap LLP*	476480	476480	0.27	Release	01/09/2023	Release of Pledge	Third party Pledge	-450480	-0.25	Virtue Financial Services Pvt. Ltd	26009	0.01

Post event holding of encumbered shares [creation [(2)+(3)] / release [(2)-(3)] / invocation (1)]:- (3)]

for Premier Fincap LLP

Ravi

Authorised Signatory

Place : Gurugram
Date : 02.09.2023

* The details of encumbrances of residual promoters as on 30/08/2023 enclosed herewith as Annexure 1 is an extract of the data available of the Target Company

PRAKASH INDUSTRIES LIMITED
Details of encumbrance of residual promoters as on 30.08.2023

Sr. No.	Name of the Shareholder	Total shares held		Shares pledged or otherwise encumbered	
		No. of shares held	As a % of total share capital	No. of shares held	As a % of total share capital
1	SHRI V.P. AGARWAL	22071398	12.32	2068890	1.16
2	V.P. AGARWAL (HUF)	2208644	1.23	963644	0.54
3	SMT. MOHINI AGARWAL	1019856	0.57	0	0.00
4	SHRI VIKRAM AGARWAL	406500	0.23	406500	0.23
5	SHRI KANHA AGARWAL	18540	0.01	0	0.00
6	AIRCON TRADEX PVT. LTD.	611800	0.34	96000	0.05
7	AMBROSIA COMMERCE PVT. LTD.	1936500	1.08	1936500	1.08
8	DHRUV COMMERCE PVT. LTD.	300500	0.17	0	0.00
9	ESSENTIAL ELECTRONICS PVT. LTD.	597300	0.33	0	0.00
10	EVERSHINE MERCANTILE PVT. LTD.	1621700	0.91	1621700	0.91
11	EXCEL FINCAP LTD.	102135	0.06	0	0.00
12	FOCUS SECURITIES & CREDITS PVT. LTD.	1460000	0.82	445000	0.25
13	FOUR WINGS MARKETING PVT. LTD.	101700	0.06	0	0.00
14	GMK BUILDERS PVT. LTD.	8164800	4.56	2693200	1.50
15	GOEL CONTAINERS PVT. LTD.	1378682	0.77	758000	0.42
16	HISSAR TUBES PVT. LTD.	700000	0.39	0	0.00
17	HI-TECH MERCANTILE (INDIA) PVT. LTD.	2720695	1.52	2495695	1.39
18	NEW ERA COMMERCE & SECURITIES PVT. LTD.	215985	0.12	0	0.00
19	OCEAN ISPAT PVT. LTD.	300000	0.17	300000	0.17
20	PAREEK OVERSEAS PVT. LTD.	623060	0.35	623020	0.35
21	PRAKASH CAPITAL SERVICES LTD.	1508467	0.84	1508400	0.84
22	PRAKASH INDUSTRIAL FINANCE LTD.	904950	0.51	14000	0.01
23	PREMIER FINCAP PVT. LTD.	767000	0.43	767000	0.43
24	PRIMENET GLOBAL LTD.	2470500	1.38	1980500	1.11
25	PRIME MERCANTILE PVT. LTD.	3701470	2.07	912870	0.51
26	SAMYAK SECURITIES PVT. LTD	1500000	0.84	0	0.00
27	SHREE LABH LAKSHMI CAPITAL SERVICES PVT. LTD.	2311471	1.29	2311471	1.29
28	STYLE LEASING & FINANCE PVT. LTD.	1114400	0.62	864400	0.48
29	SUNVIN TRADING & INVESTMENT PVT. LTD.	242312	0.14	0	0.00
30	TECHDRIVE SOFTWARE LTD	75	0.00	0	0.00
31	TOOLS INDIA PVT. LTD.	900900	0.50	900900	0.50
32	UNITY MERCANTILE PVT. LTD.	251575	0.14	0	0.00
33	VANSHI FARMS PVT. LTD.	3157900	1.76	1214730	0.68
34	VISION MERCANTILE PVT. LTD.	1866754	1.04	1633363	0.91
35	WELTER SECURITIES LTD.	5006666	2.80	2763666	1.54
36	CHAIBASA STEEL LLP	250000	0.14	0	0.00
37	DHRUV COMMERCE LLP	1481000	0.83	574000	0.32
38	ESSENTIAL ELECTRONICS LLP	302100	0.17	302100	0.17
39	EVERSHINE MERCANTILE LLP	300000	0.17	0	0.00
40	FOUR WINGS MARKETING LLP	300000	0.17	0	0.00
41	HISSAR TUBES LLP	650012	0.36	650012	0.36
42	ROURKELA STEEL LLP	1427133	0.80	0	0.00
43	SHIKHA MERCANTILE LLP	70600	0.04	0	0.00
44	SPRING MERCANTILE LLP	500	0.00	0	0.00
45	SUNVIN TRADING & INVESTMENT LLP	1007688	0.56	825000	0.46
46	SUVARNA MARKETING LLP	95000	0.05	0	0.00
47	TECHDRIVE SOFTWARE LLP	562475	0.31	0	0.00
TOTAL		78710743	43.95	31630561	17.66

Report

ESSENTIAL ELECTRONICS LLP

(Formerly Essential Electronics Pvt. Ltd.)

Regd. Off. : 303, Himalaya house, D-5, Karampura Commercial Complex, NEW DELHI-110015

LLPIN: AAM-4824

Email ID: GOPALTG@GMAIL.COM

2nd September, 2023

Listing Department
BSE Ltd.
Phiroze Jeejeebhoy Towers
Dalal Street
Mumbai – 400001
Email : corp.relations@bseindia.com

Listing Department
National Stock Exchange of India Ltd
Exchange Plaza, 5th Floor, Plot No. C/1
G Block, Bandra-Kurla Complex,
Bandra (E), Mumbai - 400051
Email : takeover@nse.co.in

Company Code : 506022

Company Symbol : PRAKASH

Sub : Disclosure under Regulation 31 of Securities and Exchange Board of India
(Substantial Acquisition of Shares and Takeovers) Regulations, 2011

Dear Sir,

In terms of the provisions of Regulation 31 of the SEBI (Substantial Acquisition of Shares and Takeovers) Regulations, 2011, we being Promoter group of Prakash Industries Limited hereby enclosing the details of equity shares released from pledged held by us in the prescribed format.

This is for your information and record please.

Thanking you,

Yours faithfully,
For Essential Electronics LLP



Authorised Signatory

Encl : (2) as above

CC To :

Prakash Industries Ltd.
15 Km. Stone, Delhi Road,
Hissar – 125044
Email : investorshelpline@prakash.com

Disclosure by the Promoter(s) to the stock exchanges and to the Target Company for encumbrance of shares / invocation of encumbrance / release of encumbrance, in terms of Regulation 31(1) and 31(2) of SEBI (Substantial Acquisition of Shares and Takeovers) Regulation, 2011

Name of the Target Company(TC)	PRAKASH INDUSTRIES LIMITED
Names of the Stock Exchanges where the shares of the target company are listed	BSE Ltd & National Stock Exchange of India Ltd.
Date of reporting	02 September 2023
Name of the promoter or PAC on whose shares encumbrance has been created/ released/invoked	Essential Electronics LLP

Name of the promoter(s) or PACs with whom *		Promoter holding in the target company (1)	Promoter holding encumbered (2)	Details of events pertaining to encumbrance (3)		Post event holding of encumbered shares (2)-(3) / release (3))							
No. of shares	% of total share capital	No. of shares	% of total share capital	Type of event (creation/ release/ invocation)	Date of creation/ release / invocation of encumbrance (others)	Type of encumbrance (pledge/ lien/ disposal non undertaking/ others)	Reasons for encumbrance	No. of shares	% of total share capital	Name of the entity in whose favour shares are encumbered	No. of shares	% of total share capital	
Essential Electronics LLP*	302100	0.17	302100	0.17	Release	01/09/2023	Release of Pledge	Third party	-302100	0.17	Virtue Financial Services Pvt. Ltd	0	0.00

for Essential Electronics LLP

R. Prasad

Authorised Signatory

Place : New Delhi

Date : 02/09/2023

* The details of encumbrances of residual promoters as on 30/08/2023 enclosed herewith as Annexure 1 is an extract of the data available of the Target Company

PRAKASH INDUSTRIES LIMITED
Details of encumbrance of residual promoters as on 30.08.2023

Sr. No.	Name of the Shareholder	Total shares held		Shares pledged or otherwise encumbered	
		No. of shares held	As a % of total share capital	No. of shares held	As a % of total share capital
1	SHRI V.P. AGARWAL	22071398	12.32	2068890	1.16
2	V.P. AGARWAL (HUF)	2208644	1.23	963644	0.54
3	SMT. MOHINI AGARWAL	1019856	0.57	0	0.00
4	SHRI VIKRAM AGARWAL	406500	0.23	406500	0.23
5	SHRI KANHA AGARWAL	18540	0.01	0	0.00
6	AIRCON TRADEX PVT. LTD.	611800	0.34	96000	0.05
7	AMBROSIA COMMERCE PVT. LTD.	1936500	1.08	1936500	1.08
8	DHRUV COMMERCE PVT. LTD.	300500	0.17	0	0.00
9	ESSENTIAL ELECTRONICS PVT. LTD.	597300	0.33	0	0.00
10	EVERSHINE MERCANTILE PVT. LTD.	1621700	0.91	1621700	0.91
11	EXCEL FINCAP PVT. LTD.	102135	0.06	0	0.00
12	FOCUS SECURITIES & CREDITS PVT. LTD.	1460000	0.82	445000	0.25
13	FOUR WINGS MARKETING PVT. LTD.	101700	0.06	0	0.00
14	GMK BUILDERS PVT. LTD.	8164800	4.56	2693200	1.50
15	GOEL CONTAINERS PVT. LTD.	1378682	0.77	758000	0.42
16	HISSAR TUBES PVT. LTD.	700000	0.39	0	0.00
17	HI-TECH MERCANTILE (INDIA) PVT. LTD.	2720695	1.52	2495695	1.39
18	NEW ERA COMMERCE & SECURITIES PVT. LTD.	215985	0.12	0	0.00
19	OCEAN ISPAT PVT. LTD.	300000	0.17	300000	0.17
20	PAREEK OVERSEAS PVT. LTD.	623060	0.35	623020	0.35
21	PRAKASH CAPITAL SERVICES LTD.	1508467	0.84	1508400	0.84
22	PRAKASH INDUSTRIAL FINANCE LTD.	904950	0.51	14000	0.01
23	PREMIER FINCAP PVT. LTD.	767000	0.43	767000	0.43
24	PRIMENET GLOBAL LTD.	2470500	1.38	1980500	1.11
25	PRIME MERCANTILE PVT. LTD.	3701470	2.07	912870	0.51
26	SAMYAK SECURITIES PVT. LTD	1500000	0.84	0	0.00
27	SHREE LABH LAKSHMI CAPITAL SERVICES PVT. LTD.	2311471	1.29	2311471	1.29
28	STYLE LEASING & FINANCE PVT. LTD.	1114400	0.62	864400	0.48
29	SUNVIN TRADING & INVESTMENT PVT. LTD.	242312	0.14	0	0.00
30	TECHDRIVE SOFTWARE LTD	75	0.00	0	0.00
31	TOOLS INDIA PVT. LTD.	900900	0.50	900900	0.50
32	UNITY MERCANTILE PVT. LTD.	251575	0.14	0	0.00
33	VANSHI FARMS PVT. LTD.	3157900	1.76	1214730	0.68
34	VISION MERCANTILE PVT. LTD.	1866754	1.04	1633363	0.91
35	WELTER SECURITIES LTD.	5006666	2.80	2763666	1.54
36	CHAIBASA STEEL LLP	250000	0.14	0	0.00
37	DHRUV COMMERCE LLP	1481000	0.83	574000	0.32
38	EVERSHINE MERCANTILE LLP	300000	0.17	0	0.00
39	FOUR WINGS MARKETING LLP	300000	0.17	0	0.00
40	HISSAR TUBES LLP	650012	0.36	650012	0.36
41	PREMIER FINCAP LLP	476480	0.27	476480	0.27
42	ROURKELA STEEL LLP	1427133	0.80	0	0.00
43	SHIKHA MERCANTILE LLP	70600	0.04	0	0.00
44	SPRING MERCANTILE LLP	500	0.00	0	0.00
45	SUNVIN TRADING & INVESTMENT LLP	1007688	0.56	825000	0.46
46	SUVARNA MARKETING LLP	95000	0.05	0	0.00
47	TECHDRIVE SOFTWARE LLP	562475	0.31	0	0.00
	TOTAL	78885123	44.05	31804941	17.76

Rajesh

Ambrosia Commerce Private Limited

Regd. Office : N, 3rd Floor, Old Delhi Road, Golden Jubilee Plaza, Gurgaon-122001

CIN: U74899HR1994PTC041364

E-mail: ambrosiacommerce1234@gmail.com

2nd September, 2023

Listing Department
BSE Ltd.
Phiroze Jeejeebhoy Towers
Dalal Street
Mumbai – 400001
Email : corp.relations@bseindia.com

Listing Department
National Stock Exchange of India Ltd
Exchange Plaza, 5th Floor, Plot No. C/1
G Block, Bandra-Kurla Complex,
Bandra (E), Mumbai - 400051
Email : takeover@nse.co.in

Company Code : 506022

Company Symbol : PRAKASH

Sub : Disclosure under Regulation 31 of Securities and Exchange Board of India
(Substantial Acquisition of Shares and Takeovers) Regulations, 2011

Dear Sir,

In terms of the provisions of Regulation 31 of the SEBI (Substantial Acquisition of Shares and Takeovers) Regulations, 2011, we being Promoter group of Prakash Industries Limited hereby enclosing the details of equity shares released from pledged held by us in the prescribed format.

This is for your information and record please.

Thanking you.

Yours faithfully,
For **Ambrosia Commerce Pvt. Ltd.**



Authorised Signatory

Encl : (2) as above

CC To :

Prakash Industries Ltd.
15 Km. Stone, Delhi Road,
Hissar – 125044
Email : investorshelpline@prakash.com

Disclosure by the Promoter(s) to the stock exchanges and to the Target Company for encumbrance of shares / invocation of encumbrance/ release of encumbrance, in terms of Regulation 31(1) and 31(2) of SEBI (Substantial Acquisition of Shares and Takeovers) Regulation, 2011

Name of the Target Company(TC)	PRAKASH INDUSTRIES LIMITED	
Names of the Stock Exchanges where the shares of the target company are listed	BSE Ltd. & National Stock Exchange of India Ltd	
Date of reporting	02 September, 2023	
Name of the promoter or PAC on whose shares encumbrance has been created/ released/invoked	Ambrosia Commerce Pvt. Ltd.	

Details of the creation of encumbrance :													
Name of the promoter(s) or PACs with whom *	Promoter holding in the target company (1)	Promoter holding encumbered (2)	Details of events pertaining to encumbrance (3)	Post event holding of encumbered shares [(2)+(3)] / release [(2)-(3)] / invocation [(1)-(3)]									
No. of shares	% of total share capital	No. of shares	% of total share capital	Type of event (creation/ release/ invocation)	Date of creation/ release/ invocation of encumbrance	Type of encumbrance / (pledge/ lien/ disposal on undertaking/ others)	Reasons for encumbrance	No. of shares	% of total share capital	Name of the entity in whose favour shares are encumbered	No. of shares	% of total share capital	
Ambrosia Commerce Pvt. Ltd *	1936500	1.08	1936500	1.08	Release	01.09.2023	Release of Pledge	Third party Pledge	561500	0.31	Virtue Financial Services Pvt. Ltd	1375000	0.77

for Ambrosia Commerce Pvt. Ltd.



Authorised Signatory

Place : Gurugram

Date : 02.09.2023

* The details of encumbrances of residual promoters as on 30.08.2023 enclosed herewith as Annexure 1 is an extract of the data available of the Target Company

PRAKASH INDUSTRIES LIMITED
Details of encumbrance of residual promoters as on 30.08.2023

Sr. No.	Name of the Shareholder	Total shares held		Shares pledged or otherwise encumbered	
		No. of shares held	As a % of total share capital	No. of shares held	As a % of total share capital
1	SHRI V.P. AGARWAL	22071398	12.32	2068890	1.16
2	V.P. AGARWAL (HUF)	2208644	1.23	963644	0.54
3	SMT. MOHINI AGARWAL	1019856	0.57	0	0.00
4	SHRI VIKRAM AGARWAL	406500	0.23	406500	0.23
5	SHRI KANHA AGARWAL	18540	0.01	0	0.00
6	AIRCON TRADEX PVT. LTD.	611800	0.34	96000	0.05
7	DHRUV COMMERCE PVT. LTD.	300500	0.17	0	0.00
8	ESSENTIAL ELECTRONICS PVT. LTD.	597300	0.33	0	0.00
9	EVERSHINE MERCANTILE PVT. LTD.	1621700	0.91	1621700	0.91
10	EXCEL FINCAP PVT. LTD.	102135	0.06	0	0.00
11	FOCUS SECURITIES & CREDITS PVT. LTD.	1460000	0.82	445000	0.25
12	FOUR WINGS MARKETING PVT. LTD.	101700	0.06	0	0.00
13	GMK BUILDERS PVT. LTD.	8164800	4.56	2693200	1.50
14	GOEL CONTAINERS PVT. LTD.	1378682	0.77	758000	0.42
15	HISSAR TUBES PVT. LTD.	700000	0.39	0	0.00
16	HI-TECH MERCANTILE (INDIA) PVT. LTD.	2720695	1.52	2495695	1.39
17	NEW ERA COMMERCE & SECURITIES PVT. LTD.	215985	0.12	0	0.00
18	OCEAN ISPAT PVT. LTD.	300000	0.17	300000	0.17
19	PAREEK OVERSEAS PVT. LTD.	623060	0.35	623020	0.35
20	PRAKASH CAPITAL SERVICES LTD.	1508467	0.84	1508400	0.84
21	PRAKASH INDUSTRIAL FINANCE LTD.	904950	0.51	14000	0.01
22	PREMIER FINCAP PVT. LTD.	767000	0.43	767000	0.43
23	PRIMENET GLOBAL LTD.	2470500	1.38	1980500	1.11
24	PRIME MERCANTILE PVT. LTD.	3701470	2.07	912870	0.51
25	SAMYAK SECURITIES PVT. LTD.	1500000	0.84	0	0.00
26	SHREE LABH LAKSHMI CAPITAL SERVICES PVT. LTD.	2311471	1.29	2311471	1.29
27	STYLE LEASING & FINANCE PVT. LTD.	1114400	0.62	864400	0.48
28	SUNVIN TRADING & INVESTMENT PVT. LTD.	242312	0.14	0	0.00
29	TECHDRIVE SOFTWARE LTD	75	0.00	0	0.00
30	TOOLS INDIA PVT. LTD.	900900	0.50	900900	0.50
31	UNITY MERCANTILE PVT. LTD.	251575	0.14	0	0.00
32	VANSHI FARMS PVT. LTD.	3157900	1.76	1214730	0.68
33	VISION MERCANTILE PVT. LTD.	1866754	1.04	1633363	0.91
34	WELTER SECURITIES LTD.	5006666	2.80	2763666	1.54
35	CHAIBASA STEEL LLP	250000	0.14	0	0.00
36	DHRUV COMMERCE LLP	1481000	0.83	574000	0.32
37	ESSENTIAL ELECTRONICS LLP	302100	0.17	302100	0.17
38	EVERSHINE MERCANTILE LLP	300000	0.17	0	0.00
39	FOUR WINGS MARKETING LLP	300000	0.17	0	0.00
40	HISSAR TUBES LLP	650012	0.36	650012	0.36
41	PREMIER FINCAP LLP	476480	0.27	476480	0.27
42	ROURKELA STEEL LLP	1427133	0.80	0	0.00
43	SHIKHA MERCANTILE LLP	70600	0.04	0	0.00
44	SPRING MERCANTILE LLP	500	0.00	0	0.00
45	SUNVIN TRADING & INVESTMENT LLP	1007688	0.56	825000	0.46
46	SUVARNA MARKETING LLP	95000	0.05	0	0.00
47	TECHDRIVE SOFTWARE LLP	562475	0.31	0	0.00
	TOTAL	77250723	43.14	30170541	16.85

R. V. Singh

Ocean Ispat Private Limited

Corp. Off. : 3rd Floor, Golden Jubilee Plaza, Near Saraswati Hospital, Old Delhi Road,

Gurgaon HR 122001.

CIN: U74899PB1994PTC052947

E-mail: nkehaturvedi1960@gmail.com

2nd September, 2023

Listing Department
BSE Ltd.
Phiroze Jeejeebhoy Towers
Dalal Street
Mumbai – 400001
Email : corp.relations@bseindia.com

Listing Department
National Stock Exchange of India Ltd
Exchange Plaza, 5th Floor, Plot No. C/1
G Block, Bandra-Kurla Complex,
Bandra (E), Mumbai - 400051
Email : takeover@nse.co.in

Company Code : 506022

Company Symbol : PRAKASH

Sub : **Disclosure under Regulation 31 of Securities and Exchange Board of India
(Substantial Acquisition of Shares and Takeovers) Regulations, 2011**

Dear Sir,

In terms of the provisions of Regulation 31 of the SEBI (Substantial Acquisition of Shares and Takeovers) Regulations, 2011, we being Promoter group of Prakash Industries Limited hereby enclosing the details of equity shares released from pledged held by us in the prescribed format.

This is for your information and record please.

Thanking you,

Yours faithfully,
For **Ocean Ispat Pvt. Ltd.**



Authorised Signatory

Encl : (2) as above

CC To :

Prakash Industries Ltd.
15 Km. Stone, Delhi Road,
Hissar – 125044
Email : investorshelpline@prakash.com

Disclosure by the Promoter(s) to the stock exchanges and to the Target Company for encumbrance of shares / invocation of encumbrance/ release of encumbrance, in terms of Regulation 31(1) and 31(2) of SEBI (Substantial Acquisition of Shares and Takeovers) Regulation, 2011

Name of the Target Company(TC)	PRAKASH INDUSTRIES LIMITED	
Names of the Stock Exchanges where the shares of the target company are listed	BSE Ltd. & National Stock Exchange of India Ltd	
Date of reporting	02 September 2023	
Name of the promoter or PAC on whose shares encumbrance has been created/ released/invoked	Ocean Ispat Pvt. Ltd.	

Details of the creation of encumbrance :														
Name of the promoter(s) or PACs with him *	Promoter holding in the target company (1)	No. of shares	% of total share capital	Promoter holding already encumbered (2)	% of total share capital	Type of event (creation/ release/ invocation)	Date of creation/ release/ invocation of encumbrance	Type of encumbrance / (pledge/ lien/ disposal non undertaking/ others)	Reasons for encumbrance	No. of shares	% of total share capital	Name of the entity in whose favour shares are encumbered	Post event holding of encumbered shares (creation [(2)+(3)] / release [(2)-(3)] / invocation [(1)-(3)])	% of total share capital
Ocean Ispat Pvt. Ltd. *		300000	0.17	300000	0.17	Release	01.09.2023	Release of Pledge	Third party Pledge	300000	0.17	Virtue Financial Services Pvt. Ltd.	0	0.00

for Ocean Ispat Pvt. Ltd.

Authorised Signatory

 Anil Kumar Pant,

Place : Gurugram
 Date : 02.09.2023

* The details of encumbrances of residual promoters as on 30.08.2023 enclosed herewith as Annexure 1 is an extract of the data available of the Target Company

PRAKASH INDUSTRIES LIMITED
Details of encumbrance of residual promoters as on 30.08.2023

Sr. No.	Name of the Shareholder	Total shares held		Shares pledged or otherwise encumbered	
		No. of shares held	As a % of total share capital	No. of shares held	As a % of total share capital
1	SHRI V.P. AGARWAL	22071398	12.32	2068890	1.16
2	V.P. AGARWAL (HUF)	2208644	1.23	963644	0.54
3	SMT. MOHINI AGARWAL	1019856	0.57	0	0.00
4	SHRI VIKRAM AGARWAL	406500	0.23	406500	0.23
5	SHRI KANHA AGARWAL	18540	0.01	0	0.00
6	AIRCON TRADEX PVT. LTD.	611800	0.34	96000	0.05
7	AMBROSIA COMMERCE PVT. LTD.	1936500	1.08	1936500	1.08
8	DHRUV COMMERCE PVT. LTD.	300500	0.17	0	0.00
9	ESSENTIAL ELECTRONICS PVT. LTD.	597300	0.33	0	0.00
10	EVERSHINE MERCANTILE PVT. LTD.	1621700	0.91	1621700	0.91
11	EXCEL FINCAP PVT. LTD.	102135	0.06	0	0.00
12	FOCUS SECURITIES & CREDITS PVT. LTD.	1460000	0.82	445000	0.25
13	FOUR WINGS MARKETING PVT. LTD.	101700	0.06	0	0.00
14	GMK BUILDERS PVT. LTD.	8164800	4.56	2693200	1.50
15	GOEL CONTAINERS PVT. LTD.	1378682	0.77	758000	0.42
16	HISSAR TUBES PVT. LTD.	700000	0.39	0	0.00
17	HI-TECH MERCANTILE (INDIA) PVT. LTD.	2720695	1.52	2495695	1.39
18	NEW ERA COMMERCE & SECURITIES PVT. LTD.	215985	0.12	0	0.00
19	PAREEK OVERSEAS PVT. LTD.	623060	0.35	623020	0.35
20	PRAKASH CAPITAL SERVICES LTD.	1508467	0.84	1508400	0.84
21	PRAKASH INDUSTRIAL FINANCE LTD.	904950	0.51	14000	0.01
22	PREMIER FINCAP PVT. LTD.	767000	0.43	767000	0.43
23	PRIMENET GLOBAL LTD.	2470500	1.38	1980500	1.11
24	PRIME MERCANTILE PVT. LTD.	3701470	2.07	912870	0.51
25	SAMYAK SECURITIES PVT. LTD.	1500000	0.84	0	0.00
26	SHREE LABH LAKSHMI CAPITAL SERVICES PVT. LTD.	2311471	1.29	2311471	1.29
27	STYLE LEASING & FINANCE PVT. LTD.	1114400	0.62	864400	0.48
28	SUNVIN TRADING & INVESTMENT PVT. LTD.	242312	0.14	0	0.00
29	TECHDRIVE SOFTWARE LTD	75	0.00	0	0.00
30	TOOLS INDIA PVT. LTD.	900900	0.50	900900	0.50
31	UNITY MERCANTILE PVT. LTD.	251575	0.14	0	0.00
32	VANSHI FARMS PVT. LTD.	3157900	1.76	1214730	0.68
33	VISION MERCANTILE PVT. LTD.	1866754	1.04	1633363	0.91
34	WELTER SECURITIES LTD.	5006666	2.80	2763666	1.54
35	CHAIBASA STEEL LLP	250000	0.14	0	0.00
36	DHRUV COMMERCE LLP	1481000	0.83	574000	0.32
37	ESSENTIAL ELECTRONICS LLP	302100	0.17	302100	0.17
38	EVERSHINE MERCANTILE LLP	300000	0.17	0	0.00
39	FOUR WINGS MARKETING LLP	300000	0.17	0	0.00
40	HISSAR TUBES LLP	650012	0.36	650012	0.36
41	PREMIER FINCAP LLP	476480	0.27	476480	0.27
42	ROURKELA STEEL LLP	1427133	0.80	0	0.00
43	SHIKHA MERCANTILE LLP	70600	0.04	0	0.00
44	SPRING MERCANTILE LLP	500	0.00	0	0.00
45	SUNVIN TRADING & INVESTMENT LLP	1007688	0.56	825000	0.46
46	SUVARNA MARKETING LLP	95000	0.05	0	0.00
47	TECHDRIVE SOFTWARE LLP	562475	0.31	0	0.00
	TOTAL	78887223	44.05	31807041	17.76

Ajita Pandey

2nd September, 2023

Listing Department
BSE Ltd.
Phiroze Jeejeebhoy Towers
Dalal Street
Mumbai – 400001
Email : corp.relations@bseindia.com

Listing Department
National Stock Exchange of India Ltd
Exchange Plaza, 5th Floor, Plot No. C/1
G Block, Bandra-Kurla Complex,
Bandra (E), Mumbai - 400051
Email : takeover@nse.co.in

Company Code : 506022

Company Symbol : PRAKASH

**Sub : Disclosure under Regulation 31 of Securities and Exchange Board of India
(Substantial Acquisition of Shares and Takeovers) Regulations, 2011**

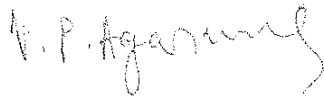
Dear Sir,

In terms of the provisions of Regulation 31 of the SEBI (Substantial Acquisition of Shares and Takeovers) Regulations, 2011, we being Promoter group of Prakash Industries Limited hereby enclosing the details of equity shares released from pledged held by us in the prescribed format.

This is for your information and record please.

Thanking you,

Yours faithfully,
For Ved Prakash Agarwal(HUF)



Authorised Signatory

Encl : (2) as above

CC To :

Prakash Industries Ltd.
15 Km. Stone, Delhi Road,
Hissar – 125044
Email : investorshelpline@prakash.com

Disclosure by the Promoter(s) to the stock exchanges and to the Target Company for encumbrance of shares / invocation of encumbrance/ release of encumbrance, in terms of Regulation 31(1) and 31(2) of SEBI (Substantial Acquisition of Shares and Takeovers) Regulation, 2011

Name of the Target Company(TC)	PRAKASH INDUSTRIES LIMITED	
Names of the Stock Exchanges where the shares of the target company are listed	BSE Ltd & National Stock Exchange of India Ltd	
Date of reporting	02 September 2023	
Name of the promoter or PAC on whose shares encumbrance has been created/ released/invoked	Ved Prakash Agarwal (HUF)	

Details of the creation of encumbrance :												
Name of the promoter(s) or PACs with whom *	Promoter holding in the target company (1)	Promoter holding already encumbered (2)	Type of event (creation/ release/ invocation)	Date of creation/ release/ invocation of encumbrance	Type of encumbrance / (pledge/ lien/ non disposal undertaking/ others)	Reasons for encumbrance	No. of shares	% of total share capital	Name of the entity in whose favour shares are encumbered	No. of shares	% of total share capital	Post event holding of encumbered shares [(2)+(3)] / release [(2)-(3)] / invocation [(1)-(3)]
Ved Prakash Agarwal (HUF) *	2208644	963644	Release	01.09.2023	Release of Pledge	Third party Pledge	403644	0.26	Verve Financial Services Pvt Ltd.	500000	0.28	

for Ved Prakash Agarwal (HUF)


Authorized Signatory

Place : New Delhi
Date : 02.09.2023

* The details of encumbrances of residual promoters as on 30.08.2023 enclosed herewith as Annexure 1 is an extract of the data available of the Target Company

PRAKASH INDUSTRIES LIMITED
Details of encumbrance of residual promoters as on 30.08.2023

Sr. No.	Name of the Shareholder	Total shares held		Shares pledged or otherwise encumbered	
		No. of shares held	As a % of total share capital	No. of shares held	As a % of total share capital
1	SHRI V.P. AGARWAL	22071398	12.32	2068890	1.16
2	SMT. MOHINI AGARWAL	1019856	0.57	0	0.00
3	SHRI VIKRAM AGARWAL	406500	0.23	406500	0.23
4	SHRI KANHA AGARWAL	18540	0.01	0	0.00
5	AIRCON TRADEX PVT. LTD.	611800	0.34	96000	0.05
6	AMBROSIA COMMERCE PVT. LTD.	1936500	1.08	1936500	1.08
7	DHRUV COMMERCE PVT. LTD.	300500	0.17	0	0.00
8	ESSENTIAL ELECTRONICS PVT. LTD.	597300	0.33	0	0.00
9	EVERSHINE MERCANTILE PVT. LTD.	1621700	0.91	1621700	0.91
10	EXCEL FINCAP PVT. LTD.	102135	0.06	0	0.00
11	FOCUS SECURITIES & CREDITS PVT. LTD.	1460000	0.82	445000	0.25
12	FOUR WINGS MARKETING PVT. LTD.	101700	0.06	0	0.00
13	GMK BUILDERS PVT. LTD.	8164800	4.56	2693200	1.50
14	GOEL CONTAINERS PVT. LTD.	1378682	0.77	758000	0.42
15	HISSAR TUBES PVT. LTD.	700000	0.39	0	0.00
16	HI-TECH MERCANTILE (INDIA) PVT. LTD.	2720695	1.52	2495695	1.39
17	NEW ERA COMMERCE & SECURITIES PVT. LTD.	215985	0.12	0	0.00
18	OCEAN ISPAT PVT. LTD.	300000	0.17	300000	0.17
19	PAREEK OVERSEAS PVT. LTD.	623060	0.35	623020	0.35
20	PRAKASH CAPITAL SERVICES LTD.	1508467	0.84	1508400	0.84
21	PRAKASH INDUSTRIAL FINANCE LTD.	904950	0.51	14000	0.01
22	PREMIER FINCAP PVT. LTD.	767000	0.43	767000	0.43
23	PRIMENET GLOBAL LTD.	2470500	1.38	1980500	1.11
24	PRIME MERCANTILE PVT. LTD.	3701470	2.07	912870	0.51
25	SAMYAK SECURITIES PVT. LTD.	1500000	0.84	0	0.00
26	SHREE LABH LAKSHMI CAPITAL SERVICES PVT. LTD.	2311471	1.29	2311471	1.29
27	STYLE LEASING & FINANCE PVT. LTD.	1114400	0.62	864400	0.48
28	SUNVIN TRADING & INVESTMENT PVT. LTD.	242312	0.14	0	0.00
29	TECHDRIVE SOFTWARE LTD	75	0.00	0	0.00
30	TOOLS INDIA PVT. LTD.	900900	0.50	900900	0.50
31	UNITY MERCANTILE PVT. LTD.	251575	0.14	0	0.00
32	VANSHI FARMS PVT. LTD.	3157900	1.76	1214730	0.68
33	VISION MERCANTILE PVT. LTD.	1866754	1.04	1633363	0.91
34	WELTER SECURITIES LTD.	5006666	2.80	2763666	1.54
35	CHAIBASA STEEL LLP	250000	0.14	0	0.00
36	DHRUV COMMERCE LLP	1481000	0.83	574000	0.32
37	ESSENTIAL ELECTRONICS LLP	302100	0.17	302100	0.17
38	EVERSHINE MERCANTILE LLP	300000	0.17	0	0.00
39	FOUR WINGS MARKETING LLP	300000	0.17	0	0.00
40	HISSAR TUBES LLP	650012	0.36	650012	0.36
41	PREMIER FINCAP LLP	476480	0.27	476480	0.27
42	ROURKELA STEEL LLP	1427133	0.80	0	0.00
43	SHIKHA MERCANTILE LLP	70600	0.04	0	0.00
44	SPRING MERCANTILE LLP	500	0.00	0	0.00
45	SUNVIN TRADING & INVESTMENT LLP	1007688	0.56	825000	0.46
46	SUVARNA MARKETING LLP	95000	0.05	0	0.00
47	TECHDRIVE SOFTWARE LLP	562475	0.31	0	0.00
TOTAL		76978579	42.99	31143397	17.39