

VANSHI FARMS PVT.LTD.

Corp. Office: 303, Himland House, D-5, Karampura Commercial Complex,
New Delhi - 110015.

CIN - U74899PB1987PTC052838

E-mail: nkchaturvedi1960@gmail.com

10th July, 2021

Listing Department
BSE Ltd.
Phiroze Jeejeebhoy Towers
Dalal Street
Mumbai - 400001

Listing Department
National Stock Exchange of India Ltd
Exchange Plaza, 5th Floor, Plot No. C/1
G Block, Bandra-Kurla Complex,
Bandra (E), Mumbai - 400051

Company Code : 506022

Company Symbol : PRAKASH

Sub : Disclosure under Regulation 31 read with Regulation 28(3) of Securities and Exchange Board of India (Substantial Acquisition of Shares and Takeovers) Regulations, 2011

Dear Sir,

In terms of the provisions of Regulation 31 of the SEBI (Substantial Acquisition of Shares and Takeovers) Regulations, 2011 read with Regulation 28(3). We, being Promoter group of Prakash Industries Limited hereby enclosing the details of pledged shares of Prakash Industries Limited held by us in the prescribed formats.

This is for your information and record please.

Thanking you,

Yours faithfully,
For Vanshi Farms Private Limited



Authorised Signatory

Encl : (3) as above

CC To :

Prakash Industries Ltd.
15 Km. Stone, Delhi Road,
Hissar - 125044

Disclosure by the Promoter(s) to the stock exchanges and to the Target Company for encumbrance of shares / invocation of encumbrance/ release of encumbrance, in terms of Regulation 31(1) and 31(2) of SEBI (Substantial Acquisition of Shares and Takeovers) Regulation, 2011

Name of the Target Company(TC)		PRAKASH INDUSTRIES LIMITED										
Names of the Stock Exchanges where the shares of the target company are listed		BSE Ltd. & National Stock Exchange of India Ltd.										
Date of reporting		10 July 2021										
Name of the promoter or PAC on whose shares encumbrance has been created/ released/invoked		Vanshi Farms Pvt Ltd										
Details of the creation of encumbrance :												
Name of the promoter(s) or PACs with him		Details of events pertaining to encumbrance (3)										
Promoter holding in the target company (1)		Promoter holding already encumbered (2)		Details of events pertaining to encumbrance (3)						Post event holding of encumbered shares		
No. of shares	% of total share capital	No. of shares	% of total share capital	Type of event (creation/ release/ invocation)	Date of creation/ invocation/ release of encumbrance	Type of encumbrance (pledge/ lien/ non disposal of non undertaking/ others)	Reasons for encumbrance	No. of shares	% of total share capital	Name of the entity in whose favour shares encumbered	No. of shares	% of total share capital
3157900	1.76	1095600	0.61	Creation	08.07.2021	Pledge	Third Party Pledge	29093	0.02	Bhadani Financiers Pvt Ltd	1124693	0.63
3157900	1.76	1124693	0.63	Creation	08.07.2021	Pledge	Third Party Pledge	713730	0.40	Anisha Estate & Finance Pvt. Ltd.	1838423	1.03
3157900	1.76	1838423	1.03	Creation	08.07.2021	Pledge	Third Party Pledge	1319477	0.74	KLJ Plasticizers Ltd.	3157900	1.76

for VANSHI FARMS PVT LTD


Authorised Signatory

Place : New Delhi
Date : 10.07.2021

* The details of encumbrances of residual promoters as on 30.06.2021 enclosed herewith as Annexure 1 is an extract of the data available of the Target Company

PRAKASH INDUSTRIES LIMITED
Details of encumbrance of residual promoters as on 30.06.2021

Sr. No.	Name of the Shareholder	Total shares held		Shares pledged or otherwise encumbered	
		No. of shares held	As a % of total share capital	No. of shares held	As a % of total share capital
1	SHRI V.P. AGARWAL	16268907	9.08	0	0.00
2	V.P. AGARWAL (HUF)	2208644	1.23	0	0.00
3	SMT. MOHINI AGARWAL	1019856	0.57	1019856	0.57
4	SHRI VIKRAM AGARWAL	406500	0.23	0	0.00
5	SHRI KANHA AGARWAL	18540	0.01	0	0.00
6	AIRCON TRADEX PVT. LTD.	96000	0.05	96000	0.05
7	AMBROSIA COMMERCE PVT. LTD.	1936500	1.08	1936500	1.08
8	DHRUV COMMERCE PVT. LTD.	314500	0.18	314500	0.18
9	ESSENTIAL ELECTRONICS PVT. LTD.	597300	0.33	597300	0.33
10	EVERSHINE MERCANTILE PVT. LTD.	1621700	0.91	1621700	0.91
11	EXCEL FINCAP PVT. LTD.	102135	0.06	102100	0.06
12	FOCUS SECURITIES & CREDITS PVT. LTD.	1460000	0.82	1050000	0.59
13	FOUR WINGS MARKETING PVT. LTD.	101700	0.06	101700	0.06
14	GMK BUILDERS PVT. LTD.	8164800	4.56	3011750	1.68
15	GOEL CONTAINERS PVT. LTD.	1378682	0.77	909000	0.51
16	HISSAR TUBES PVT. LTD.	780000	0.44	780000	0.44
17	HI-TECH MERCANTILE (INDIA) PVT. LTD.	2720695	1.52	1670000	0.93
18	NEW ERA COMMERCE & SECURITIES PVT. LTD.	215985	0.12	215900	0.12
19	OCEAN ISPAT PVT. LTD.	300000	0.17	300000	0.17
20	PAREEK OVERSEAS PVT. LTD.	623060	0.35	0	0.00
21	PRAKASH CAPITAL SERVICES LTD.	1508467	0.84	1508400	0.84
22	PRAKASH INDUSTRIAL FINANCE LTD.	904950	0.51	904950	0.51
23	PREMIER FINCAP PVT. LTD.	793000	0.44	793000	0.44
24	PRIMENET GLOBAL LTD.	2470500	1.38	2456500	1.37
25	PRIME MERCANTILE PVT. LTD.	3701470	2.07	1460200	0.82
26	PROSPERO SECURITIES PVT. LTD.	515800	0.29	515800	0.29
27	ROURKELA STEEL PVT. LTD.	790633	0.44	790633	0.44
28	SAMYAK SECURITIES PVT. LTD.	1500000	0.84	1500000	0.84
29	SHREE LABH LAKSHMI CAPITAL SERVICES PVT. LTD.	2311471	1.29	1861471	1.04
30	STYLE LEASING & FINANCE PVT. LTD.	1114400	0.62	1114400	0.62
31	SUNVIN TRADING & INVESTMENT PVT. LTD.	242312	0.14	242312	0.14
32	TECHDRIVE SOFTWARE LTD	562550	0.31	0	0.00
33	TOOLS INDIA PVT. LTD.	900900	0.50	900900	0.50
34	UNITY MERCANTILE PVT. LTD.	251575	0.14	251500	0.14
35	VISION MERCANTILE PVT. LTD.	1866754	1.04	1866700	1.04
36	WELTER SECURITIES LTD.	5006666	2.80	4736600	2.64
37	CHAIBASA STEEL LLP	250000	0.14	250000	0.14
38	DHRUV COMMERCE LLP	1467000	0.82	560000	0.31
39	ESSENTIAL ELECTRONICS LLP	302100	0.17	302100	0.17
40	EVERSHINE MERCANTILE LLP	300000	0.17	300000	0.17
41	FOUR WINGS MARKETING LLP	300000	0.17	300000	0.17
42	HISSAR TUBES LLP	570012	0.32	570012	0.32
43	PREMIER FINCAP LLP	450480	0.25	450480	0.25
44	ROURKELA STEEL LLP	636500	0.36	0	0.00
45	SHIKHA MERCANTILE LLP	70600	0.04	70600	0.04
46	SPRING MERCANTILE LLP	500	0.00	0	0.00
47	SUNVIN TRADING & INVESTMENT LLP	1007688	0.56	745000	0.42
48	SUVARNA MARKETING LLP	95000	0.05	95000	0.05
TOTAL		70226832	39.21	38272864	21.37

Uj

Annexure - II

Format for disclosure of reasons for encumbrance

(In addition to Annexure - I prescribed by way of circular dated August 05, 2015)

Name of listed Company	Prakash Industries Limited
Name of the recognised stock exchanges where the shares of the company are listed	BSE Ltd. & National Stock Exchange of India Ltd.
Name of the promoter(s) / PACs whose shares have been encumbered	Vanshi Farms Pvt. Ltd., Hi-tech Mercantile (India) Pvt. Ltd. and Shree Labh Lakshmi Capital Services Pvt. Ltd. alongwith PACs (as per list enclosed)
Total promoter shareholding in the listed company	No. of shares – 73384732
Encumbered shares as a % of promoter shareholding	44042188 (60.02%)
Whether encumbered share is 50% or more of promoter shareholding	Yes
Whether encumbered share is 20% or more of total share capital	Yes (24.59%) of total share capital

Details of all the existing events/ agreements pertaining to encumbrance

	Encumbrance Date of creation of encumbrance: 08.07.2021	
Type of encumbrance (pledge, lien, negative lien, non-disposal undertaking etc. or any other covenant, transaction, condition or arrangement in the nature of encumbrance)	Pledge	
No. and % of shares encumbered	No. of shares: 1333425 % of total share capital: 0.74%	
Specific details about the encumbrance	Name of the entity in whose favour shares encumbered (X)	Anisha Estate & Finance Pvt. Ltd.
	Whether the entity X is a scheduled commercial bank, public financial institution, NBFC or housing finance company? If No, provide the nature of the business of the entity.	Non Banking Finance Company
	Names of all other entities in the agreement	Listed company and its group companies (if any) – Prakash Industries Limited, Promoters and Promoters Group Companies (as mentioned above) Other entities (if any) – Not Applicable
	Whether the encumbrance is relating to any debt instruments viz. debenture, commercial paper, certificate of deposit etc.? If yes, provide details about the instrument, including credit rating	No
Security Cover / Asset Cover	Value of shares on the date of event / agreement (A)	Rs.10.50 Crores
	Amount involved (against which shares have been encumbered) (B)	Rs.5.00 Crores
	Ratio of A / B	2.00
End use of money	Borrowed amount to be utilized for what purpose –	
	(a) Personal use by promoters and PACs	No
	(b) For the benefit of listed company	Yes
	Provide details including amount, purpose of raising money by listed company, schedule for utilization of amount, repayment schedule etc.	Loan of Rs.5 Crores taken for Working Capital, Principal payable after 180 days
(a) Any other reason (please specify)	Nil	



Signature of Authorised Signatory

Place: New Delhi

Date: 10.07.2021

Hi-tech Mercantile (India) Private Limited

Corp. Office: 303, Himland House, D-5, Karampura Commercial Complex,
New Delhi - 110015.

CIN: U74899PB1994PTC053065
E-mail: nkchaturvedi1960@gmail.com

10th July, 2021

Listing Department
BSE Ltd.
Phiroze Jeejeebhoy Towers
Dalal Street
Mumbai – 400001

Listing Department
National Stock Exchange of India Ltd
Exchange Plaza, 5th Floor, Plot No. C/1
G Block, Bandra-Kurla Complex,
Bandra (E), Mumbai - 400051

Company Code : 506022

Company Symbol : PRAKASH

Sub : Disclosure under Regulation 31 of Securities and Exchange Board of India
(Substantial Acquisition of Shares and Takeovers) Regulations, 2011

Dear Sir,

In terms of the provisions of Regulation 31 of the SEBI (Substantial Acquisition of Shares and Takeovers) Regulations, 2011, we being Promoter group of Prakash Industries Limited hereby enclosing the details of pledge of shares of Prakash Industries Limited held by us in the prescribed format.

This is for your information and record please.

Thanking you,

Yours faithfully,
For Hi-tech Mercantile (India) Private Limited



Authorised Signatory

Encl : (2) as above

CC To :

Prakash Industries Ltd.
15 Km. Stone, Delhi Road,
Hissar – 125044

Disclosure by the Promoter(s) to the stock exchanges and to the Target Company for encumbrance of shares / invocation of encumbrance/ release of encumbrance, in terms of Regulation 31(1) and 31(2) of SEBI (Substantial Acquisition of Shares and Takeovers) Regulation, 2011

Name of the Target Company(TC)		PRAKASH INDUSTRIES LIMITED											
Names of the Stock Exchanges where the shares of the target company are listed		BSE Ltd. & National Stock Exchange of India Ltd.											
Date of reporting		10 July 2021											
Name of the promoter or PAC on whose shares encumbrance has been created/ released/invoked		HI-TECH MERCANTILE (INDIA) PVT LTD											
Details of the creation of encumbrance :													
Name of the promoter(s) or PACs with him		Details of events pertaining to encumbrance (3)											
Promoter holding in the target company (1)		Promoter holding already encumbered (2)		Details of events pertaining to encumbrance (3)								Post event holding of encumbered shares	
No. of shares	% of total share capital	No. of shares	% of total share capital	Type of event (creation/ release/ invocation)	Date of creation/ invocation/ release of encumbrance	Type of encumbrance (pledge/ lien/ non disposal/ undertaking/ others)	Reasons for encumbrance	No. of shares	% of total share capital	Name of the entity in whose favour shares encumbered	No. of shares	% of total share capital	
2720695	1.52	1670000	0.93	Creation	08.07.2021	Pledge	Third Party Pledge	218295	0.12	Anisha Estate & Finance Pvt. Ltd.	1888295	1.05	

For Hi-tech Mercantile (India) Pvt. Ltd.


Authorised Signatory

Place : New Delhi
Date : 10.07.2021

* The details of encumbrances of residual promoters as on 30.07.2021 enclosed herewith as Annexure 1 is an extract of the data available of the Target Company

PRAKASH INDUSTRIES LIMITED
Details of encumbrance of residual promoters as on 30.06.2021

Sr. No.	Name of the Shareholder	Total shares held		Shares pledged or otherwise encumbered	
		No. of shares held	As a % of total share capital	No. of shares held	As a % of total share capital
1	SHRI V.P. AGARWAL	16268907	9.08	0	0.00
2	V.P. AGARWAL (HUF)	2208644	1.23	0	0.00
3	SMT. MOHINI AGARWAL	1019856	0.57	1019856	0.57
4	SHRI VIKRAM AGARWAL	406500	0.23	0	0.00
5	SHRI KANHA AGARWAL	18540	0.01	0	0.00
6	AIRCON TRADEX PVT. LTD.	96000	0.05	96000	0.05
7	AMBROSIA COMMERCE PVT. LTD.	1936500	1.08	1936500	1.08
8	DHRUV COMMERCE PVT. LTD.	314500	0.18	314500	0.18
9	ESSENTIAL ELECTRONICS PVT. LTD.	597300	0.33	597300	0.33
10	EVERSHINE MERCANTILE PVT. LTD.	1621700	0.91	1621700	0.91
11	EXCEL FINCAP PVT. LTD.	102135	0.06	102100	0.06
12	FOCUS SECURITIES & CREDITS PVT. LTD.	1460000	0.82	1050000	0.59
13	FOUR WINGS MARKETING PVT. LTD.	101700	0.06	101700	0.06
14	GMK BUILDERS PVT. LTD.	8164800	4.56	3011750	1.68
15	GOEL CONTAINERS PVT. LTD.	1378682	0.77	909000	0.51
16	HISSAR TUBES PVT. LTD.	780000	0.44	780000	0.44
17	NEW ERA COMMERCE & SECURITIES PVT. LTD.	215985	0.12	215900	0.12
18	OCEAN ISPAT PVT. LTD.	300000	0.17	300000	0.17
19	PAREEK OVERSEAS PVT. LTD.	623060	0.35	0	0.00
20	PRAKASH CAPITAL SERVICES LTD.	1508467	0.84	1508400	0.84
21	PRAKASH INDUSTRIAL FINANCE LTD.	904950	0.51	904950	0.51
22	PREMIER FINCAP PVT. LTD.	793000	0.44	793000	0.44
23	PRIMENET GLOBAL LTD.	2470500	1.38	2456500	1.37
24	PRIME MERCANTILE PVT. LTD.	3701470	2.07	1460200	0.82
25	PROSPERO SECURITIES PVT. LTD.	515800	0.29	515800	0.29
26	ROURKELA STEEL PVT. LTD.	790633	0.44	790633	0.44
27	SAMYAK SECURITIES PVT. LTD.	1500000	0.84	1500000	0.84
28	SHREE LABH LAKSHMI CAPITAL SERVICES PVT. LTD.	2311471	1.29	1861471	1.04
29	STYLE LEASING & FINANCE PVT. LTD.	1114400	0.62	1114400	0.62
30	SUNVIN TRADING & INVESTMENT PVT. LTD.	242312	0.14	242312	0.14
31	TECHDRIVE SOFTWARE LTD	562550	0.31	0	0.00
32	TOOLS INDIA PVT. LTD.	900900	0.50	900900	0.50
33	UNITY MERCANTILE PVT. LTD.	251575	0.14	251500	0.14
34	VANSHI FARMS PVT. LTD.	3157900	1.76	1095600	0.61
35	VISION MERCANTILE PVT. LTD.	1866754	1.04	1866700	1.04
36	WELTER SECURITIES LTD.	5006666	2.80	4736600	2.64
37	CHAIBASA STEEL LLP	250000	0.14	250000	0.14
38	DHRUV COMMERCE LLP	1467000	0.82	560000	0.31
39	ESSENTIAL ELECTRONICS LLP	302100	0.17	302100	0.17
40	EVERSHINE MERCANTILE LLP	300000	0.17	300000	0.17
41	FOUR WINGS MARKETING LLP	300000	0.17	300000	0.17
42	HISSAR TUBES LLP	570012	0.32	570012	0.32
43	PREMIER FINCAP LLP	450480	0.25	450480	0.25
44	ROURKELA STEEL LLP	636500	0.36	0	0.00
45	SHIKHA MERCANTILE LLP	70600	0.04	70600	0.04
46	SPRING MERCANTILE LLP	500	0.00	0	0.00
47	SUNVIN TRADING & INVESTMENT LLP	1007688	0.56	745000	0.42
48	SUVARNA MARKETING LLP	95000	0.05	95000	0.05
	TOTAL	70664037	39.46	37698464	21.05

Ratna

Shree Labh Lakshmi Capital Services Pvt. Ltd.

Corp. Office: 303, Himland House, D-5, Karampura Commercial Complex,

New Delhi-110015

CIN NO. U74899PB1994PTC052206

E-mail: gopaltg@gmail.com

10th July, 2021

Listing Department
BSE Ltd.
Phiroze Jeejeebhoy Towers
Dalal Street
Mumbai – 400001

Listing Department
National Stock Exchange of India Ltd
Exchange Plaza, 5th Floor, Plot No. C/1
G Block, Bandra-Kurla Complex,
Bandra (E), Mumbai - 400051

Company Code : 506022

Company Symbol : PRAKASH

Sub : Disclosure under Regulation 31 of Securities and Exchange Board of India
(Substantial Acquisition of Shares and Takeovers) Regulations, 2011

Dear Sir,

In terms of the provisions of Regulation 31 of the SEBI (Substantial Acquisition of Shares and Takeovers) Regulations, 2011, we being Promoter group of Prakash Industries Limited hereby enclosing the details of pledge of shares of Prakash Industries Limited held by us in the prescribed format.

This is for your information and record please.

Thanking you,

Yours faithfully,

For Shree Labh Lakshmi Capital Services Private Limited


Authorised Signatory

Encl : (2) as above

CC To :

Prakash Industries Ltd.
15 Km. Stone, Delhi Road,
Hissar – 125044

Disclosure by the Promoter(s) to the stock exchanges and to the Target Company for encumbrance of shares / invocation of encumbrance/ release of encumbrance, in terms of Regulation 31(1) and 31(2) of SEBI (Substantial Acquisition of Shares and Takeovers) Regulation, 2011

Name of the Target Company(TC)		PRAKASH INDUSTRIES LIMITED	
Names of the Stock Exchanges where the shares of the target company are listed		BSE Ltd. & National Stock Exchange of India Ltd.	
Date of reporting		10 July 2021	
Name of the promoter or PAC on whose shares encumbrance has been created/ released/invoked		SHREE LABH LAKSHMI CAPITAL SERVICES PVT LTD	
Details of the creation of encumbrance :			
Name of the promoter(s) or PACs with whom			
Promoter holding in the target company (1)		Promoter holding already encumbered (2)	
No. of shares	% of total share capital	No. of shares	% of total share capital
2311471	1.29	1861471	1.04
Type of event (creation/ release/ invocation)		Type of encumbrance (pledge/ lien/ release of non undertaking/ others)	
Creation		Pledge	
Date of creation/ invocation/ release of encumbrance		Reasons for encumbrance	
08.07.2021		Third Party Pledge	
Name of the entity in whose favour shares encumbered		No. of total shares	
Anisha Estate & Finance Pvt. Ltd.		401400	
Name of the entity in whose favour shares encumbered		% of total share capital	
Anisha Estate & Finance Pvt. Ltd.		0.22	
Post event holding of encumbered shares		% of total share capital	
2262871		1.26	

For SHREE LABH LAKSHMI CAPITAL SERVICES PVT LTD.


Authorised Signatory

Place : New Delhi
Date : 10.07.2021

* The details of encumbrances of residual promoters as on 30.06.2021 enclosed herewith as Annexure 1 is an extract of the data available of the Target Company

PRAKASH INDUSTRIES LIMITED
Details of encumbrance of residual promoters as on 30.06.2021

Sr. No.	Name of the Shareholder	Total shares held		Shares pledged or otherwise encumbered	
		No. of shares held	As a % of total share capital	No. of shares held	As a % of total share capital
1	SHRI V.P. AGARWAL	16268907	9.08	0	0.00
2	V.P. AGARWAL (HUF)	2208644	1.23	0	0.00
3	SMT. MOHINI AGARWAL	1019856	0.57	1019856	0.57
4	SHRI VIKRAM AGARWAL	406500	0.23	0	0.00
5	SHRI KANHA AGARWAL	18540	0.01	0	0.00
6	AIRCON TRADEX PVT. LTD.	96000	0.05	96000	0.05
7	AMBROSIA COMMERCE PVT. LTD.	1936500	1.08	1936500	1.08
8	DHRUV COMMERCE PVT. LTD.	314500	0.18	314500	0.18
9	ESSENTIAL ELECTRONICS PVT. LTD.	597300	0.33	597300	0.33
10	EVERSHINE MERCANTILE PVT. LTD.	1621700	0.91	1621700	0.91
11	EXCEL FINCAP PVT. LTD.	102135	0.06	102100	0.06
12	FOCUS SECURITIES & CREDITS PVT. LTD.	1460000	0.82	1050000	0.59
13	FOUR WINGS MARKETING PVT. LTD.	101700	0.06	101700	0.06
14	GMK BUILDERS PVT. LTD.	8164800	4.56	3011750	1.68
15	GOEL CONTAINERS PVT. LTD.	1378682	0.77	909000	0.51
16	HISSAR TUBES PVT. LTD.	780000	0.44	780000	0.44
17	HI-TECH MERCANTILE (INDIA) PVT. LTD.	2720695	1.52	1670000	0.93
18	NEW ERA COMMERCE & SECURITIES PVT. LTD.	215985	0.12	215900	0.12
19	OCEAN ISPAT PVT. LTD.	300000	0.17	300000	0.17
20	PAREEK OVERSEAS PVT. LTD.	623060	0.35	0	0.00
21	PRAKASH CAPITAL SERVICES LTD.	1508467	0.84	1508400	0.84
22	PRAKASH INDUSTRIAL FINANCE LTD.	904950	0.51	904950	0.51
23	PREMIER FINCAP PVT. LTD.	793000	0.44	793000	0.44
24	PRIMENET GLOBAL LTD.	2470500	1.38	2456500	1.37
25	PRIME MERCANTILE PVT. LTD.	3701470	2.07	1460200	0.82
26	PROSPERO SECURITIES PVT. LTD.	515800	0.29	515800	0.29
27	ROURKELA STEEL PVT. LTD.	790633	0.44	790633	0.44
28	SAMYAK SECURITIES PVT. LTD.	1500000	0.84	1500000	0.84
29	STYLE LEASING & FINANCE PVT. LTD.	1114400	0.62	1114400	0.62
30	SUNVIN TRADING & INVESTMENT PVT. LTD.	242312	0.14	242312	0.14
31	TECHDRIVE SOFTWARE LTD	562550	0.31	0	0.00
32	TOOLS INDIA PVT. LTD.	900900	0.50	900900	0.50
33	UNITY MERCANTILE PVT. LTD.	251575	0.14	251500	0.14
34	VANSHI FARMS PVT. LTD.	3157900	1.76	1095600	0.61
35	VISION MERCANTILE PVT. LTD.	1866754	1.04	1866700	1.04
36	WELTER SECURITIES LTD.	5006666	2.80	4736600	2.64
37	CHAIBASA STEEL LLP	250000	0.14	250000	0.14
38	DHRUV COMMERCE LLP	1467000	0.82	560000	0.31
39	ESSENTIAL ELECTRONICS LLP	302100	0.17	302100	0.17
40	EVERSHINE MERCANTILE LLP	300000	0.17	300000	0.17
41	FOUR WINGS MARKETING LLP	300000	0.17	300000	0.17
42	HISSAR TUBES LLP	570012	0.32	570012	0.32
43	PREMIER FINCAP LLP	450480	0.25	450480	0.25
44	ROURKELA STEEL LLP	636500	0.36	0	0.00
45	SHIKHA MERCANTILE LLP	70600	0.04	70600	0.04
46	SPRING MERCANTILE LLP	500	0.00	0	0.00
47	SUNVIN TRADING & INVESTMENT LLP	1007688	0.56	745000	0.42
48	SUVARNA MARKETING LLP	95000	0.05	95000	0.05
	TOTAL	71073261	39.69	37506993	20.94

Singh

GOEL CONTAINERS PVT.LTD.

Corp. Office: 303, Himland House, D-5, Karampura Commercial Complex,
New Delhi - 110015.

CIN: U74899PB1971PTC052097

E-mail: gopaltg@gmail.com

10th July, 2021

Listing Department
BSE Ltd.
Phiroze Jeejeebhoy Towers
Dalal Street
Mumbai - 400001

Listing Department
National Stock Exchange of India Ltd
Exchange Plaza, 5th Floor, Plot No. C/1
G Block, Bandra-Kurla Complex,
Bandra (E), Mumbai - 400051

Company Code : 506022

Company Symbol : PRAKASH

Sub : Disclosure under Regulation 31 read with Regulation 28(3) of Securities and Exchange Board of India (Substantial Acquisition of Shares and Takeovers) Regulations, 2011

Dear Sir,

In terms of the provisions of Regulation 31 of the SEBI (Substantial Acquisition of Shares and Takeovers) Regulations, 2011 read with Regulation 28(3). We, being Promoter group of Prakash Industries Limited hereby enclosing the details of pledged shares of Prakash Industries Limited held by us in the prescribed formats.

This is for your information and record please.

Thanking you,

Yours faithfully,
For Goel Containers Private Limited


Authorised Signatory

Encl : (3) as above

CC To :

Prakash Industries Ltd.
15 Km. Stone, Delhi Road,
Hissar - 125044

Disclosure by the Promoter(s) to the stock exchanges and to the Target Company for encumbrance of shares / invocation of encumbrance / release of encumbrance, in terms of Regulation 31(1) and 31(2) of SEBI (Substantial Acquisition of Shares and Takeovers) Regulation, 2011

Name of the Target Company (TC)		PRAKASH INDUSTRIES LIMITED	
Names of the Stock Exchanges where the shares of the Target company are listed		BSE Ltd. & National Stock Exchange of India Ltd.	
Date of reporting		10 July 2021	
Name of the promoter or PAC on whose shares encumbrance has been created/ released/invoked		GOEL CONTAINERS PVT LTD	
Details of the creation of encumbrance :			
Name of the promoter(s) or PACs with Promoter holding in the target company (1)			
No. of shares	% of total share capital	No. of shares	% of total share capital
1378682	0.77	909000	0.51
Promoter holding already encumbered (2)		Promoter holding already encumbered (2)	
Details of events pertaining to encumbrance (3)			
Type of event (creation/ release/ invocation)	Date of creation/ invocation/ release of encumbrance	Type of encumbrance (pledge/ lien/ release of non encumbrance/ others)	Reasons for encumbrance
Creation	06.07.2021	Pledge	Third Party Pledge
No. of shares	% of total share capital	No. of shares	% of total share capital
909000	0.51	369682	0.21
Name of the entity in whose favour shares are encumbered		Name of the entity in whose favour shares are encumbered	
		Infosoft Global Pvt. Ltd.	
Post event holding of encumbered shares		Post event holding of encumbered shares	
		1278682	
GOEL CONTAINERS PVT LTD *		GOEL CONTAINERS PVT LTD *	
1378682	0.77	909000	0.51

for GOEL CONTAINERS PVT LTD

Authorised Signatory

Place : New Delhi
Date : 10.07.2021

* The details of encumbrances of residual promoters as on 30.06.2021 enclosed herewith as Annexure 1 is an extract of the data available of the Target Company

PRAKASH INDUSTRIES LIMITED
Details of encumbrance of residual promoters as on 30.06.2021

Sr. No.	Name of the Shareholder	Total shares held		Shares pledged or otherwise encumbered	
		No. of shares held	As a % of total share capital	No. of shares held	As a % of total share capital
1	SHRI V.P. AGARWAL	16268907	9.08	0	0.00
2	V.P. AGARWAL (HUF)	2208644	1.23	0	0.00
3	SMT. MOHINI AGARWAL	1019856	0.57	1019856	0.57
4	SHRI VIKRAM AGARWAL	406500	0.23	0	0.00
5	SHRI KANHA AGARWAL	18540	0.01	0	0.00
6	AIRCON TRADEX PVT. LTD.	96000	0.05	96000	0.05
7	AMBROSIA COMMERCE PVT. LTD.	1936500	1.08	1936500	1.08
8	DHRUV COMMERCE PVT. LTD.	314500	0.18	314500	0.18
9	ESSENTIAL ELECTRONICS PVT. LTD.	597300	0.33	597300	0.33
10	EVERSHINE MERCANTILE PVT. LTD.	1621700	0.91	1621700	0.91
11	EXCEL FINCAP PVT. LTD.	102135	0.06	102100	0.06
12	FOCUS SECURITIES & CREDITS PVT. LTD.	1460000	0.82	1050000	0.59
13	FOUR WINGS MARKETING PVT. LTD.	101700	0.06	101700	0.06
14	GMK BUILDERS PVT. LTD.	8164800	4.56	3011750	1.68
15	HISSAR TUBES PVT. LTD.	780000	0.44	780000	0.44
16	HI-TECH MERCANTILE (INDIA) PVT. LTD.	2720695	1.52	1670000	0.93
17	NEW ERA COMMERCE & SECURITIES PVT. LTD.	215985	0.12	215900	0.12
18	OCEAN ISPAT PVT. LTD.	300000	0.17	300000	0.17
19	PAREEK OVERSEAS PVT. LTD.	623060	0.35	0	0.00
20	PRAKASH CAPITAL SERVICES LTD.	1508467	0.84	1508400	0.84
21	PRAKASH INDUSTRIAL FINANCE LTD.	904950	0.51	904950	0.51
22	PREMIER FINCAP PVT. LTD.	793000	0.44	793000	0.44
23	PRIMENET GLOBAL LTD.	2470500	1.38	2456500	1.37
24	PRIME MERCANTILE PVT. LTD.	3701470	2.07	1460200	0.82
25	PROSPERO SECURITIES PVT. LTD.	515800	0.29	515800	0.29
26	ROURKELA STEEL PVT. LTD.	790633	0.44	790633	0.44
27	SAMYAK SECURITIES PVT. LTD.	1500000	0.84	1500000	0.84
28	SHREE LABH LAKSHMI CAPITAL SERVICES PVT. LTD.	2311471	1.29	1861471	1.04
29	STYLE LEASING & FINANCE PVT. LTD.	1114400	0.62	1114400	0.62
30	SUNVIN TRADING & INVESTMENT PVT. LTD.	242312	0.14	242312	0.14
31	TECHDRIVE SOFTWARE LTD	562550	0.31	0	0.00
32	TOOLS INDIA PVT. LTD.	900900	0.50	900900	0.50
33	UNITY MERCANTILE PVT. LTD.	251575	0.14	251500	0.14
34	VANSHI FARMS PVT. LTD.	3157900	1.76	1095600	0.61
35	VISION MERCANTILE PVT. LTD.	1866754	1.04	1866700	1.04
36	WELTER SECURITIES LTD.	5006666	2.80	4736600	2.64
37	CHAIBASA STEEL LLP	250000	0.14	250000	0.14
38	DHRUV COMMERCE LLP	1467000	0.82	560000	0.31
39	ESSENTIAL ELECTRONICS LLP	302100	0.17	302100	0.17
40	EVERSHINE MERCANTILE LLP	300000	0.17	300000	0.17
41	FOUR WINGS MARKETING LLP	300000	0.17	300000	0.17
42	HISSAR TUBES LLP	570012	0.32	570012	0.32
43	PREMIER FINCAP LLP	450480	0.25	450480	0.25
44	ROURKELA STEEL LLP	636500	0.36	0	0.00
45	SHIKHA MERCANTILE LLP	70600	0.04	70600	0.04
46	SPRING MERCANTILE LLP	500	0.00	0	0.00
47	SUNVIN TRADING & INVESTMENT LLP	1007688	0.56	745000	0.42
48	SUVARNA MARKETING LLP	95000	0.05	95000	0.05
	TOTAL	72006050	40.21	38459464	21.48

Annexure - II

Format for disclosure of reasons for encumbrance

(In addition to Annexure - I prescribed by way of circular dated August 05, 2015)

Name of listed Company	Prakash Industries Limited
Name of the recognised stock exchanges where the shares of the company are listed	BSE Ltd. & National Stock Exchange of India Ltd.
Name of the promoter(s) / PACs whose shares have been encumbered	Pareek Overseas Pvt. Ltd., Goel Containers Pvt. Ltd., Focus Securities and Credits Pvt. Ltd. and Sunvin Trading and Investment LLP alongwith PACs (as per list enclosed)
Total promoter shareholding in the listed company	No. of shares – 73384732
Encumbered shares as a % of promoter shareholding	40705764 (55.47%)
Whether encumbered share is 50% or more of promoter shareholding	Yes
Whether encumbered share is 20% or more of total share capital	Yes (22.73%) of total share capital

Details of all the existing events/ agreements pertaining to encumbrance

	Encumbrance Date of creation of encumbrance: 06.07.2021 and 07.07.2021	
Type of encumbrance (pledge, lien, negative lien, non-disposal undertaking etc. or any other covenant, transaction, condition or arrangement in the nature of encumbrance)	Pledge	
No. and % of shares encumbered	No. of shares: 1337300 % of total share capital: 0.75%	
Specific details about the encumbrance	Name of the entity in whose favour shares encumbered (X)	Infosoft Global Pvt. Ltd.
	Whether the entity X is a scheduled commercial bank, public financial institution, NBFC or housing finance company? If No, provide the nature of the business of the entity.	Finance Company
	Names of all other entities in the agreement	Listed company and its group companies (if any) – Prakash Industries Limited, Promoters and Promoters Group Companies (as mentioned above) Other entities (if any) – Not Applicable
	Whether the encumbrance is relating to any debt instruments viz. debenture, commercial paper, certificate of deposit etc.? If yes, provide details about the instrument, including credit rating	No
Security Cover / Asset Cover	Value of shares on the date of event / agreement (A)	Rs.10.51 Crores
	Amount involved (against which shares have been encumbered) (B)	Rs.5.00 Crores
	Ratio of A / B	2.00
End use of money	Borrowed amount to be utilized for what purpose –	
	(a) Personal use by promoters and PACs	No
	(b) For the benefit of listed company	Yes
	Provide details including amount, purpose of raising money by listed company, schedule for utilization of amount, repayment schedule etc.	Loan of Rs.5 Crores taken for Working Capital, Principal payable after 180 days
(a) Any other reason (please specify)	Nil	

Signature of Authorised Signatory:

Place: New Delhi
Date: 10.07.2021

PAREEK OVERSEAS PVT.LTD.

Registered Office : N, 3rd Floor, Old Delhi Road, Golden Jublee Plaza, Gurgaon-122001

LLPIN: AAR-3920

E-mail: gopaltg@gmail.com

10th July, 2021

Listing Department
BSE Ltd.
Phiroze Jeejeebhoy Towers
Dalal Street
Mumbai – 400001

Listing Department
National Stock Exchange of India Ltd
Exchange Plaza, 5th Floor, Plot No. C/1
G Block, Bandra-Kurla Complex,
Bandra (E), Mumbai - 400051

Company Code : 506022

Company Symbol : PRAKASH

Sub : Disclosure under Regulation 31 of Securities and Exchange Board of India
(Substantial Acquisition of Shares and Takeovers) Regulations, 2011

Dear Sir,

In terms of the provisions of Regulation 31 of the SEBI (Substantial Acquisition of Shares and Takeovers) Regulations, 2011, we being Promoter group of Prakash Industries Limited hereby enclosing the details of pledge of shares of Prakash Industries Limited held by us in the prescribed format.

This is for your information and record please.

Thanking you,

Yours faithfully,
For Pareek Overseas Private Limited



Authorised Signatory

Encl : (2) as above

CC To :

Prakash Industries Ltd.
15 Km. Stone, Delhi Road,
Hissar – 125044

Disclosure by the Promoter(s) to the stock exchanges and to the Target Company for encumbrance of shares / invocation of encumbrance/ release of encumbrance, in terms of Regulation 31(1) and 31(2) of SEBI (Substantial Acquisition of Shares and Takeovers) Regulation, 2011

Name of the Target Company(IC)		PRAKASH INDUSTRIES LIMITED											
Names of the Stock Exchanges where the shares of the target company are listed		BSE Ltd. & National Stock Exchange of India Ltd.											
Date of reporting		10 July 2021											
Name of the promoter or PAC on whose shares encumbrance has been created/ released/invoked		Pareek Overseas Pvt Ltd											
Details of the creation of encumbrance :													
Name of the promoter(s) or PACs with whom	Promoter holding in the target company (1)		Promoter holding already encumbered (2)		Details of events pertaining to encumbrance (3)					Post event holding of encumbered shares			
	No. of shares	% of total share capital	No. of shares	% of total share capital	Type of event (creation/ release/ invocation)	Date of creation/ invocation/ release of encumbrance	Type of encumbrance (pledge/ lien/ release of non undertaking/ others)	Reasons for encumbrance	No. of shares	% of total share capital	Name of the entity in whose favour shares are encumbered	No. of shares	% of total share capital
Pareek Overseas Pvt Ltd	623060	0.35	0	0.00	Creation	06.07.2021	Pledge	Third Party Pledge	392618	0.22	Infosoft Global Pvt. Ltd.	392618	0.22

for Pareek Overseas Pvt Ltd


Authorised Signatory

Place : Gurugaon
Date : 10.07.2021

* The details of encumbrances of residual promoters as on 30.06.2021 enclosed herewith as Annexure 1 is an extract of the data available of the Target Company

PRAKASH INDUSTRIES LIMITED
Details of encumbrance of residual promoters as on 30.06.2021

Sr. No.	Name of the Shareholder	Total shares held		Shares pledged or otherwise encumbered	
		No. of shares held	As a % of total share capital	No. of shares held	As a % of total share capital
1	SHRI V.P. AGARWAL	16268907	9.08	0	0.00
2	V.P. AGARWAL (HUF)	2208644	1.23	0	0.00
3	SMT. MOHINI AGARWAL	1019856	0.57	1019856	0.57
4	SHRI VIKRAM AGARWAL	406500	0.23	0	0.00
5	SHRI KANHA AGARWAL	18540	0.01	0	0.00
6	AIRCON TRADEX PVT. LTD.	96000	0.05	96000	0.05
7	AMBROSIA COMMERCE PVT. LTD.	1936500	1.08	1936500	1.08
8	DHRUV COMMERCE PVT. LTD.	314500	0.18	314500	0.18
9	ESSENTIAL ELECTRONICS PVT. LTD.	597300	0.33	597300	0.33
10	EVERSHINE MERCANTILE PVT. LTD.	1621700	0.91	1621700	0.91
11	EXCEL FINCAP PVT. LTD.	102135	0.06	102100	0.06
12	FOCUS SECURITIES & CREDITS PVT. LTD.	1460000	0.82	1050000	0.59
13	FOUR WINGS MARKETING PVT. LTD.	101700	0.06	101700	0.06
14	GMK BUILDERS PVT. LTD.	8164800	4.56	3011750	1.68
15	GOEL CONTAINERS PVT. LTD.	1378682	0.77	909000	0.51
16	HISSAR TUBES PVT. LTD.	780000	0.44	780000	0.44
17	HI-TECH MERCANTILE (INDIA) PVT. LTD.	2720695	1.52	1670000	0.93
18	NEW ERA COMMERCE & SECURITIES PVT. LTD.	215985	0.12	215900	0.12
19	OCEAN ISPAT PVT. LTD.	300000	0.17	300000	0.17
20	PRAKASH CAPITAL SERVICES LTD.	1508467	0.84	1508400	0.84
21	PRAKASH INDUSTRIAL FINANCE LTD.	904950	0.51	904950	0.51
22	PREMIER FINCAP PVT. LTD.	793000	0.44	793000	0.44
23	PRIMENET GLOBAL LTD.	2470500	1.38	2456500	1.37
24	PRIME MERCANTILE PVT. LTD.	3701470	2.07	1460200	0.82
25	PROSPERO SECURITIES PVT. LTD.	515800	0.29	515800	0.29
26	ROURKELA STEEL PVT. LTD.	790633	0.44	790633	0.44
27	SAMYAK SECURITIES PVT. LTD.	1500000	0.84	1500000	0.84
28	SHREE LABH LAKSHMI CAPITAL SERVICES PVT. LTD.	2311471	1.29	1861471	1.04
29	STYLE LEASING & FINANCE PVT. LTD.	1114400	0.62	1114400	0.62
30	SUNVIN TRADING & INVESTMENT PVT. LTD.	242312	0.14	242312	0.14
31	TECHDRIVE SOFTWARE LTD	562550	0.31	0	0.00
32	TOOLS INDIA PVT. LTD.	900900	0.50	900900	0.50
33	UNITY MERCANTILE PVT. LTD.	251575	0.14	251500	0.14
34	VANSHI FARMS PVT. LTD.	3157900	1.76	1095600	0.61
35	VISION MERCANTILE PVT. LTD.	1866754	1.04	1866700	1.04
36	WELTER SECURITIES LTD.	5006666	2.80	4736600	2.64
37	CHAIBASA STEEL LLP	250000	0.14	250000	0.14
38	DHRUV COMMERCE LLP	1467000	0.82	560000	0.31
39	ESSENTIAL ELECTRONICS LLP	302100	0.17	302100	0.17
40	EVERSHINE MERCANTILE LLP	300000	0.17	300000	0.17
41	FOUR WINGS MARKETING LLP	300000	0.17	300000	0.17
42	HISSAR TUBES LLP	570012	0.32	570012	0.32
43	PREMIER FINCAP LLP	450480	0.25	450480	0.25
44	ROURKELA STEEL LLP	636500	0.36	0	0.00
45	SHIKHA MERCANTILE LLP	70600	0.04	70600	0.04
46	SPRING MERCANTILE LLP	500	0.00	0	0.00
47	SUNVIN TRADING & INVESTMENT LLP	1007688	0.56	745000	0.42
48	SUVARNA MARKETING LLP	95000	0.05	95000	0.05
	TOTAL	72761672	40.63	39368464	21.98

Resubot

FOCUS SECURITIES & CREDITS PVT.LTD.

Regd. Office: N, 3rd Floor, Old Delhi Road, Golden Jubilee Plaza, Gurgaon-122001

CIN: U74899HR1993PTC041358

E-mail: nkchaturvedi1960@gmail.com

10th July, 2021

Listing Department
BSE Ltd.
Phiroze Jeejeebhoy Towers
Dalal Street
Mumbai – 400001

Listing Department
National Stock Exchange of India Ltd
Exchange Plaza, 5th Floor, Plot No. C/1
G Block, Bandra-Kurla Complex,
Bandra (E), Mumbai - 400051

Company Code : 506022

Company Symbol : PRAKASH

Sub : Disclosure under Regulation 31 of Securities and Exchange Board of India
(Substantial Acquisition of Shares and Takeovers) Regulations, 2011

Dear Sir,

In terms of the provisions of Regulation 31 of the SEBI (Substantial Acquisition of Shares and Takeovers) Regulations, 2011, we being Promoter group of Prakash Industries Limited hereby enclosing the details of pledge of shares of Prakash Industries Limited held by us in the prescribed format.

This is for your information and record please.

Thanking you,

Yours faithfully,
For Focus Securities Private Limited



Authorised Signatory

Encl : (2) as above

CC To :

Prakash Industries Ltd.
15 Km. Stone, Delhi Road,
Hissar – 125044

Disclosure by the Promoter(s) to the stock exchanges and to the Target Company for encumbrance of shares / Invocation of encumbrance/ release of encumbrance, in terms of Regulation 31(1) and 31(2) of SEBI (Substantial Acquisition of Shares and Takeovers) Regulation, 2011

Name of the Target Company(TC)		PRAKASH INDUSTRIES LIMITED	
Names of the Stock Exchanges where the shares of the target company are listed		BSE Ltd. & National Stock Exchange of India Ltd.	
Date of reporting		10 July 2021	
Name of the promoter or PAC on whose shares encumbrance has been created/ released/invoked		Focus Securities and Credits Pvt Ltd	
Details of the creation of encumbrance :			
Name of the promoter(s) or PACs with whom		Details of events pertaining to encumbrance (3)	
Promoter holding in the target company (1)		Promoter holding already encumbered (2)	
No. of shares	% of total share capital	No. of shares	% of total share capital
1460000	0.82	1050000	0.59
Type of event (creation/ release/ invocation)		Date of creation/ invocation/ release of encumbrance	Reasons for encumbrance
Creation		06.07.2021	Pledge
Type of encumbrance (pledge/ lien/ release of non encumbrance/ others)		No. of shares	% of total share capital
Pledge		410000	0.23
Name of the entity in whose favour shares are encumbered		No. of shares	% of total share capital
Infosoft Global Pvt. Ltd.		1460000	0.82

for Focus Securities and Credits Pvt Ltd


Authorised Signatory

Place : Gurugaon
Date : 10.07.2021

* The details of encumbrances of residual promoters as on 30.06.2021 enclosed herewith as Annexure 1 is an extract of the data available of the Target Company

PRAKASH INDUSTRIES LIMITED
Details of encumbrance of residual promoters as on 30.06.2021

Sr. No.	Name of the Shareholder	Total shares held		Shares pledged or otherwise encumbered	
		No. of shares held	As a % of total share capital	No. of shares held	As a % of total share capital
1	SHRI V.P. AGARWAL	16268907	9.08	0	0.00
2	V.P. AGARWAL (HUF)	2208644	1.23	0	0.00
3	SMT. MOHINI AGARWAL	1019856	0.57	1019856	0.57
4	SHRI VIKRAM AGARWAL	406500	0.23	0	0.00
5	SHRI KANHA AGARWAL	18540	0.01	0	0.00
6	AIRCON TRADEX PVT. LTD.	96000	0.05	96000	0.05
7	AMBROSIA COMMERCE PVT. LTD.	1936500	1.08	1936500	1.08
8	DHRUV COMMERCE PVT. LTD.	314500	0.18	314500	0.18
9	ESSENTIAL ELECTRONICS PVT. LTD.	597300	0.33	597300	0.33
10	EVERSHINE MERCANTILE PVT. LTD.	1621700	0.91	1621700	0.91
11	EXCEL FINCAP PVT. LTD.	102135	0.06	102100	0.06
12	FOUR WINGS MARKETING PVT. LTD.	101700	0.06	101700	0.06
13	GMK BUILDERS PVT. LTD.	8164800	4.56	3011750	1.68
14	GOEL CONTAINERS PVT. LTD.	1378682	0.77	909000	0.51
15	HISSAR TUBES PVT. LTD.	780000	0.44	780000	0.44
16	HI-TECH MERCANTILE (INDIA) PVT. LTD.	2720695	1.52	1670000	0.93
17	NEW ERA COMMERCE & SECURITIES PVT. LTD.	215985	0.12	215900	0.12
18	OCEAN ISPAT PVT. LTD.	300000	0.17	300000	0.17
19	PAREEK OVERSEAS PVT. LTD.	623060	0.35	0	0.00
20	PRAKASH CAPITAL SERVICES LTD.	1508467	0.84	1508400	0.84
21	PRAKASH INDUSTRIAL FINANCE LTD.	904950	0.51	904950	0.51
22	PREMIER FINCAP PVT. LTD.	793000	0.44	793000	0.44
23	PRIMENET GLOBAL LTD.	2470500	1.38	2456500	1.37
24	PRIME MERCANTILE PVT. LTD.	3701470	2.07	1460200	0.82
25	PROSPERO SECURITIES PVT. LTD.	515800	0.29	515800	0.29
26	ROURKELA STEEL PVT. LTD.	790633	0.44	790633	0.44
27	SAMYAK SECURITIES PVT. LTD.	1500000	0.84	1500000	0.84
28	SHREE LABH LAKSHMI CAPITAL SERVICES PVT. LTD.	2311471	1.29	1861471	1.04
29	STYLE LEASING & FINANCE PVT. LTD.	1114400	0.62	1114400	0.62
30	SUNVIN TRADING & INVESTMENT PVT. LTD.	242312	0.14	242312	0.14
31	TECHDRIVE SOFTWARE LTD	562550	0.31	0	0.00
32	TOOLS INDIA PVT. LTD.	900900	0.50	900900	0.50
33	UNITY MERCANTILE PVT. LTD.	251575	0.14	251500	0.14
34	VANSHI FARMS PVT. LTD.	3157900	1.76	1095600	0.61
35	VISION MERCANTILE PVT. LTD.	1866754	1.04	1866700	1.04
36	WELTER SECURITIES LTD.	5006666	2.80	4736600	2.64
37	CHAIBASA STEEL LLP	250000	0.14	250000	0.14
38	DHRUV COMMERCE LLP	1467000	0.82	560000	0.31
39	ESSENTIAL ELECTRONICS LLP	302100	0.17	302100	0.17
40	EVERSHINE MERCANTILE LLP	300000	0.17	300000	0.17
41	FOUR WINGS MARKETING LLP	300000	0.17	300000	0.17
42	HISSAR TUBES LLP	570012	0.32	570012	0.32
43	PREMIER FINCAP LLP	450480	0.25	450480	0.25
44	ROURKELA STEEL LLP	636500	0.36	0	0.00
45	SHIKHA MERCANTILE LLP	70600	0.04	70600	0.04
46	SPRING MERCANTILE LLP	500	0.00	0	0.00
47	SUNVIN TRADING & INVESTMENT LLP	1007688	0.56	745000	0.42
48	SUVARNA MARKETING LLP	95000	0.05	95000	0.05
	TOTAL	71924732	40.16	38318464	21.40

R. Gupta

Sunvin Trading & Investment LLP

Regd. Office : 303, Himland House, D-5, Karampura Commercial Complex,
New Delhi, South Delhi – 110015.
LLPIN: AAL-9893

10th July, 2021

Listing Department
BSE Ltd.
Phiroze Jeejeebhoy Towers
Dalal Street
Mumbai – 400001

Listing Department
National Stock Exchange of India Ltd
Exchange Plaza, 5th Floor, Plot No. C/1
G Block, Bandra-Kurla Complex,
Bandra (E), Mumbai - 400051

Company Code : 506022

Company Symbol : PRAKASH

Sub : Disclosure under Regulation 31 of Securities and Exchange Board of India
(Substantial Acquisition of Shares and Takeovers) Regulations, 2011

Dear Sir,

In terms of the provisions of Regulation 31 of the SEBI (Substantial Acquisition of Shares and Takeovers) Regulations, 2011, we being Promoter group of Prakash Industries Limited hereby enclosing the details of pledge of shares of Prakash Industries Limited held by us in the prescribed format.

This is for your information and record please.

Thanking you,

Yours faithfully,
For Sunvin Trading and Investment LLP



Authorised Signatory

Encl : (2) as above

CC To :

Prakash Industries Ltd.
15 Km. Stone, Delhi Road,
Hissar – 125044

Disclosure by the Promoter(s) to the stock exchanges and to the Target Company for encumbrance of shares / invocation of encumbrance/ release of encumbrance, in terms of Regulation 31(1) and 31(2) of SEBI (Substantial Acquisition of Shares and Takeovers) Regulation, 2011

Name of the Target Company(TC)		PRAKASH INDUSTRIES LIMITED										
Names of the Stock Exchanges where the shares of the target company are listed		BSE Ltd. & National Stock Exchange of India Ltd.										
Date of reporting		10-Jul-21										
Name of the promoter or PAC on whose shares encumbrance has been created/ released/invoked		SUNVIN TRADING AND INVESTMENT LLP (FORMERLY SUNVIN TRADING & INVESTMENT PVT LTD)										
Details of the creation of encumbrance :												
Name of the promoter(s) or PACs with whom		Details of events pertaining to encumbrance (3)										
Promoter holding already encumbered (2)		Promoter holding in the target company (1)										
No. of shares	% of total share capital	No. of shares	% of total share capital	Type of event (creation/ release/ invocation)	Date of creation/ invocation/ release of encumbrance	Type of encumbrance (pledge/ lien/ non disposal others)	Reasons for encumbrance	No. of shares	% of total share capital	Name of the entity in whose favour shares are encumbered	No. of shares	% of total share capital
1007688	0.56	745000	0.42	Creation	07.07.2021	Pledge	Third Party Pledge	165000	0.09	Infosoft Global Pvt. Ltd.	910000	0.51

For Sunvin Trading and Investment LLP

Raj

Authorised Signatory

Place : New Delhi

Date : 10.07.2021

* The details of encumbrances of residual promoters as on 30.06.2021 enclosed herewith as Annexure 1 is an extract of the data available of the Target Company

PRAKASH INDUSTRIES LIMITED
Details of encumbrance of residual promoters as on 30.06.2021

Sr. No.	Name of the Shareholder	Total shares held		Shares pledged or otherwise encumbered	
		No. of shares held	As a % of total share capital	No. of shares held	As a % of total share capital
1	SHRI V.P. AGARWAL	16268907	9.08	0	0.00
2	V.P. AGARWAL (HUF)	2208644	1.23	0	0.00
3	SMT. MOHINI AGARWAL	1019856	0.57	1019856	0.57
4	SHRI VIKRAM AGARWAL	406500	0.23	0	0.00
5	SHRI KANHA AGARWAL	18540	0.01	0	0.00
6	AIRCON TRADEX PVT. LTD.	96000	0.05	96000	0.05
7	AMBROSIA COMMERCE PVT. LTD.	1936500	1.08	1936500	1.08
8	DHRUV COMMERCE PVT. LTD.	314500	0.18	314500	0.18
9	ESSENTIAL ELECTRONICS PVT. LTD.	597300	0.33	597300	0.33
10	EVERSHINE MERCANTILE PVT. LTD.	1621700	0.91	1621700	0.91
11	EXCEL FINCAP PVT. LTD.	102135	0.06	102100	0.06
12	FOCUS SECURITIES & CREDITS PVT. LTD.	1460000	0.82	1050000	0.59
13	FOUR WINGS MARKETING PVT. LTD.	101700	0.06	101700	0.06
14	GMK BUILDERS PVT. LTD.	8164800	4.56	3011750	1.68
15	GOEL CONTAINERS PVT. LTD.	1378682	0.77	909000	0.51
16	HISSAR TUBES PVT. LTD.	780000	0.44	780000	0.44
17	HI-TECH MERCANTILE (INDIA) PVT. LTD.	2720695	1.52	1670000	0.93
18	NEW ERA COMMERCE & SECURITIES PVT. LTD.	215985	0.12	215900	0.12
19	OCEAN ISPAT PVT. LTD.	300000	0.17	300000	0.17
20	PAREEK OVERSEAS PVT. LTD.	623060	0.35	0	0.00
21	PRAKASH CAPITAL SERVICES LTD.	1508467	0.84	1508400	0.84
22	PRAKASH INDUSTRIAL FINANCE LTD.	904950	0.51	904950	0.51
23	PREMIER FINCAP PVT. LTD.	793000	0.44	793000	0.44
24	PRIMENET GLOBAL LTD.	2470500	1.38	2456500	1.37
25	PRIME MERCANTILE PVT. LTD.	3701470	2.07	1460200	0.82
26	PROSPERO SECURITIES PVT. LTD.	515800	0.29	515800	0.29
27	ROURKELA STEEL PVT. LTD.	790633	0.44	790633	0.44
28	SAMYAK SECURITIES PVT. LTD	1500000	0.84	1500000	0.84
29	SHREE LABH LAKSHMI CAPITAL SERVICES PVT. LTD.	2311471	1.29	1861471	1.04
30	STYLE LEASING & FINANCE PVT. LTD.	1114400	0.62	1114400	0.62
31	SUNVIN TRADING & INVESTMENT PVT. LTD.	242312	0.14	242312	0.14
32	TECHDRIVE SOFTWARE LTD	562550	0.31	0	0.00
33	TOOLS INDIA PVT. LTD.	900900	0.50	900900	0.50
34	UNITY MERCANTILE PVT. LTD.	251575	0.14	251500	0.14
35	VANSHI FARMS PVT. LTD.	3157900	1.76	1095600	0.61
36	VISION MERCANTILE PVT. LTD.	1866754	1.04	1866700	1.04
37	WELTER SECURITIES LTD.	5006666	2.80	4736600	2.64
38	CHAIBASA STEEL LLP	250000	0.14	250000	0.14
39	DHRUV COMMERCE LLP	1467000	0.82	560000	0.31
40	ESSENTIAL ELECTRONICS LLP	302100	0.17	302100	0.17
41	EVERSHINE MERCANTILE LLP	300000	0.17	300000	0.17
42	FOUR WINGS MARKETING LLP	300000	0.17	300000	0.17
43	HISSAR TUBES LLP	570012	0.32	570012	0.32
44	PREMIER FINCAP LLP	450480	0.25	450480	0.25
45	ROURKELA STEEL LLP	636500	0.36	0	0.00
46	SHIKHA MERCANTILE LLP	70600	0.04	70600	0.04
47	SPRING MERCANTILE LLP	500	0.00	0	0.00
48	SUVARNA MARKETING LLP	95000	0.05	95000	0.05
	TOTAL	72377044	40.42	38623464	21.57

Raj

10th July, 2021

Listing Department
BSE Ltd.
Phiroze Jeejeebhoy Towers
Dalal Street
Mumbai – 400001

Listing Department
National Stock Exchange of India Ltd
Exchange Plaza, 5th Floor, Plot No. C/1
G Block, Bandra-Kurla Complex,
Bandra (E), Mumbai - 400051

Company Code : 506022

Company Symbol : PRAKASH

Sub : **Disclosure under Regulation 31 read with Regulation 28(3) reason for release / encumbrance of Securities and Exchange Board of India (Substantial Acquisition of Shares and Takeovers) Regulations, 2011**

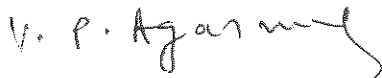
Dear Sir,

In terms of the provisions of Regulation 31 of the SEBI (Substantial Acquisition of Shares and Takeovers) Regulations, 2011 read with Regulation 28(3) regarding reasons for release / encumbrance. we, being Promoter of Prakash Industries Limited hereby enclosing the details of released / pledged shares of Prakash Industries Limited held by us in the prescribed formats.

This is for your information and record please.

Thanking you,

Yours truly,



Ved Prakash Agarwal (HUF)

Encl : (3) as above

CC To :

Prakash Industries Ltd.
15 Km. Stone, Delhi Road,
Hissar – 125044

Disclosure by the Promoter(s) to the stock exchanges and to the Target Company for encumbrance of shares / invocation of encumbrance / release of encumbrance, in terms of regulation 31(1) and 31(2) of SEBI (Substantial Acquisition of Shares and Takeovers) Regulation, 2011

Name of the Target Company(IC)		PRAKASH INDUSTRIES LIMITED										
Names of the Stock Exchanges where the shares of the target company are listed		BSE Ltd. & National Stock Exchange of India Ltd.										
Date of reporting		10 July 2021										
Name of the promoter or PAC on whose shares encumbrance has been created/ released/invoked		Ved Prakash Agarwal (HUF)										
Details of the creation of encumbrance :												
Name of the promoter(s) or PACs with whom Promoter holding in the target company (1)		Promoter holding already encumbered (2)		Details of events pertaining to encumbrance (3)								
No. of shares	% of total share capital	No. of shares	% of total share capital	Type event (creation/ release/ invocation)	Date of creation/ invocation/ release of encumbrance	Type of encumbrance (pledge/ lien/ release of non encumbrance/ others)	Reasons for encumbrance	No. of shares	% of total share capital	Name of the entity in whose favour shares are encumbered	No. of shares	% of total share capital
2208644	1.23	0	0.00	Creation	08.07.2021	Pledge	Third Party Pledge	229389	0.13	KJ Plasticizers Ltd.	229389	0.13

V.P. Agarwal
Ved Prakash Agarwal (HUF)

Place : New Delhi
Date : 10.07.2021

* The details of encumbrances of residual promoters as on 30.06.2021 enclosed herewith as Annexure 1 is an extract of the data available of the Target Company

PRAKASH INDUSTRIES LIMITED
Details of encumbrance of residual promoters as on 30.06.2021

Sr. No.	Name of the Shareholder	Total shares held		Shares pledged or otherwise encumbered	
		No. of shares held	As a % of total share capital	No. of shares held	As a % of total share capital
1	SHRI V.P. AGARWAL	16268907	9.08	0	0.00
2	SMT. MOHINI AGARWAL	1019856	0.57	1019856	0.57
3	SHRI VIKRAM AGARWAL	406500	0.23	0	0.00
4	SHRI KANHA AGARWAL	18540	0.01	0	0.00
5	AIRCON TRADEX PVT. LTD.	96000	0.05	96000	0.05
6	AMBROSIA COMMERCE PVT. LTD.	1936500	1.08	1936500	1.08
7	DHRUV COMMERCE PVT. LTD.	314500	0.18	314500	0.18
8	ESSENTIAL ELECTRONICS PVT. LTD.	597300	0.33	597300	0.33
9	EVERSHINE MERCANTILE PVT. LTD.	1621700	0.91	1621700	0.91
10	EXCEL FINCAP PVT. LTD.	102135	0.06	102100	0.06
11	FOCUS SECURITIES & CREDITS PVT. LTD.	1460000	0.82	1050000	0.59
12	FOUR WINGS MARKETING PVT. LTD.	101700	0.06	101700	0.06
13	GMK BUILDERS PVT. LTD.	8164800	4.56	3011750	1.68
14	GOEL CONTAINERS PVT. LTD.	1378682	0.77	909000	0.51
15	HISSAR TUBES PVT. LTD.	780000	0.44	780000	0.44
16	HI-TECH MERCANTILE (INDIA) PVT. LTD.	2720695	1.52	1670000	0.93
17	NEW ERA COMMERCE & SECURITIES PVT. LTD.	215985	0.12	215900	0.12
18	OCEAN ISPAT PVT. LTD.	300000	0.17	300000	0.17
19	PAREEK OVERSEAS PVT. LTD.	623060	0.35	0	0.00
20	PRAKASH CAPITAL SERVICES LTD.	1508467	0.84	1508400	0.84
21	PRAKASH INDUSTRIAL FINANCE LTD.	904950	0.51	904950	0.51
22	PREMIER FINCAP PVT. LTD.	793000	0.44	793000	0.44
23	PRIMENET GLOBAL LTD.	2470500	1.38	2456500	1.37
24	PRIME MERCANTILE PVT. LTD.	3701470	2.07	1460200	0.82
25	PROSPERO SECURITIES PVT. LTD.	515800	0.29	515800	0.29
26	ROURKELA STEEL PVT. LTD.	790633	0.44	790633	0.44
27	SAMYAK SECURITIES PVT. LTD.	1500000	0.84	1500000	0.84
28	SHREE LABH LAKSHMI CAPITAL SERVICES PVT. LTD.	2311471	1.29	1861471	1.04
29	STYLE LEASING & FINANCE PVT. LTD.	1114400	0.62	1114400	0.62
30	SUNVIN TRADING & INVESTMENT PVT. LTD.	242312	0.14	242312	0.14
31	TECHDRIVE SOFTWARE LTD	562550	0.31	0	0.00
32	TOOLS INDIA PVT. LTD.	900900	0.50	900900	0.50
33	UNITY MERCANTILE PVT. LTD.	251575	0.14	251500	0.14
34	VANSHI FARMS PVT. LTD.	3157900	1.76	1095600	0.61
35	VISION MERCANTILE PVT. LTD.	1866754	1.04	1866700	1.04
36	WELTER SECURITIES LTD.	5006666	2.80	4736600	2.64
37	CHAIBASA STEEL LLP	250000	0.14	250000	0.14
38	DHRUV COMMERCE LLP	1467000	0.82	560000	0.31
39	ESSENTIAL ELECTRONICS LLP	302100	0.17	302100	0.17
40	EVERSHINE MERCANTILE LLP	300000	0.17	300000	0.17
41	FOUR WINGS MARKETING LLP	300000	0.17	300000	0.17
42	HISSAR TUBES LLP	570012	0.32	570012	0.32
43	PREMIER FINCAP LLP	450480	0.25	450480	0.25
44	ROURKELA STEEL LLP	636500	0.36	0	0.00
45	SHIKHA MERCANTILE LLP	70600	0.04	70600	0.04
46	SPRING MERCANTILE LLP	500	0.00	0	0.00
47	SUNVIN TRADING & INVESTMENT LLP	1007688	0.56	745000	0.42
48	SUVARNA MARKETING LLP	95000	0.05	95000	0.05
	TOTAL	71176088	39.75	39368464	21.98

V.P. Agarwal

Annexure - II

Format for disclosure of reasons for encumbrance

(In addition to Annexure - I prescribed by way of circular dated August 05, 2015)

Name of listed Company	Prakash Industries Limited
Name of the recognised stock exchanges where the shares of the company are listed	BSE Ltd. & National Stock Exchange of India Ltd.
Name of the promoter(s) / PACs whose shares have been encumbered	Vanshi Farms Pvt. Ltd., Ved Praksh Agarwal (HUF), Shri Vikram Agarwal and Shri Kanha Agarwal alongwith PACs (as per list enclosed)
Total promoter shareholding in the listed company	No. of shares – 73384732
Encumbered shares as a % of promoter shareholding	44042188 (60.02%)
Whether encumbered share is 50% or more of promoter shareholding	Yes
Whether encumbered share is 20% or more of total share capital	Yes (24.59%) of total share capital

Details of all the existing events/ agreements pertaining to encumbrance

	Encumbrance Date of creation of encumbrance: 08.07.2021	
Type of encumbrance (pledge, lien, negative lien, non-disposal undertaking etc. or any other covenant, transaction, condition or arrangement in the nature of encumbrance)	Pledge	
No. and % of shares encumbered	No. of shares: 1973906 % of total share capital: 1.10%	
Specific details about the encumbrance	Name of the entity in whose favour shares encumbered (X) Whether the entity X is a scheduled commercial bank, public financial institution, NBFC or housing finance company? If No, provide the nature of the business of the entity.	KLJ Plasticizers Ltd. Finance Company
	Names of all other entities in the agreement	Listed company and its group companies (if any) – Prakash Industries Limited, Promoters and Promoters Group Companies (as mentioned above) Other entities (if any) – Not Applicable
	Whether the encumbrance is relating to any debt instruments viz. debenture, commercial paper, certificate of deposit etc.? If yes, provide details about the instrument, including credit rating	No
Security Cover / Asset Cover	Value of shares on the date of event / agreement (A)	Rs.15.54 Crores
	Amount involved (against which shares have been encumbered) (B)	Rs.15.00 Crores
	Ratio of A / B	1.00
End use of money	Borrowed amount to be utilized for what purpose – (a) Personal use by promoters and PACs (b) For the benefit of listed company Provide details including amount, purpose of raising money by listed company, schedule for utilization of amount, repayment schedule etc. (a) Any other reason (please specify)	No Yes Loan of Rs.15 Crores taken for Working Capital, Principal payable after 184 days Nil

Signature of Authorised Signatory

Place: New Delhi

Date: 10.07.2021

10th July, 2021

Listing Department
BSE Ltd.
Phiroze Jeejeebhoy Towers
Dalal Street
Mumbai – 400001

Listing Department
National Stock Exchange of India Ltd
Exchange Plaza, 5th Floor, Plot No. C/1
G Block, Bandra-Kurla Complex,
Bandra (E), Mumbai - 400051

Company Code : 506022

Company Symbol : PRAKASH

Sub : **Disclosure under Regulation 31 of Securities and Exchange Board of India
(Substantial Acquisition of Shares and Takeovers) Regulations, 2011**

Dear Sir,

In terms of the provisions of Regulation 31 of the SEBI (Substantial Acquisition of Shares and Takeovers) Regulations, 2011, I, being Promoter of Prakash Industries Limited hereby enclosing the details of pledged shares of the Company held by me in the prescribed format.

This is for your information and record please.

Thanking you,

Yours truly,



Kanha Agarwal

Encl : (2) as above

CC To :

Prakash Industries Ltd.
15 Km. Stone, Delhi Road,
Hissar – 125044

Disclosure by the Promoter(s) to the stock exchanges and to the Target Company for encumbrance of shares / invocation of encumbrance / release of encumbrance, in terms of Regulation 31(1) and 31(2) of SEBI (Substantial Acquisition of Shares and Takeovers) Regulation, 2011

Name of the Target Company(TC)		PRAKASH INDUSTRIES LIMITED											
Names of the Stock Exchanges where the shares of the target company are listed		BSE Ltd. & National Stock Exchange of India Ltd.											
Date of reporting		10 July 2021											
Name of the promoter or PAC on whose shares encumbrance has been created/ released/invoked		Shri Kanha Agarwal											
Details of the creation of encumbrance :													
Name of the promoter(s) or PACs with whom	Promoter holding in the target company (1)		Promoter holding already encumbered (2)		Details of events pertaining to encumbrance (3)				Post event holding of encumbered shares				
	No. of shares	% of total share capital	No. of shares	% of total share capital	Type of event (creation/ release/ invocation)	Date of creation/ invocation/ release of encumbrance	Type of encumbrance (pledge/ lien/ release of non disposal undertaking/ others)	Reasons for encumbrance	No. of shares	% of total share capital	Name of the entity in whose favour shares encumbered	No. of shares	% of total share capital
Shri Kanha Agarwal	18540	0.01	0	0.00	Creation	08.07.2021	Pledge	Third Party Pledge	18540	0.01	KU Plastizers Ltd.	18540	0.01


 Kanha Agarwal

Place : New Delhi
 Date : 10.07.2021

* The details of encumbrances of residual promoters as on 30.06.2021, enclosed herewith as Annexure 1 is an extract of the data available of the Target Company

PRAKASH INDUSTRIES LIMITED
Details of encumbrance of residual promoters as on 30.06.2021

Sr. No.	Name of the Shareholder	Total shares held		Shares pledged or otherwise encumbered	
		No. of shares held	As a % of total share capital	No. of shares held	As a % of total share capital
1	SHRI V.P. AGARWAL	16268907	9.08	0	0.00
2	V.P. AGARWAL (HUF)	2208644	1.23	0	0.00
3	SMT. MOHINI AGARWAL	1019856	0.57	1019856	0.57
4	SHRI VIKRAM AGARWAL	406500	0.23	0	0.00
5	AIRCON TRADEX PVT. LTD.	96000	0.05	96000	0.05
6	AMBROSIA COMMERCE PVT. LTD.	1936500	1.08	1936500	1.08
7	DHRUV COMMERCE PVT. LTD.	314500	0.18	314500	0.18
8	ESSENTIAL ELECTRONICS PVT. LTD.	597300	0.33	597300	0.33
9	EVERSHINE MERCANTILE PVT. LTD.	1621700	0.91	1621700	0.91
10	EXCEL FINCAP PVT. LTD.	102135	0.06	102100	0.06
11	FOCUS SECURITIES & CREDITS PVT. LTD.	1460000	0.82	1050000	0.59
12	FOUR WINGS MARKETING PVT. LTD.	101700	0.06	101700	0.06
13	GMK BUILDERS PVT. LTD.	8164800	4.56	3011750	1.68
14	GOEL CONTAINERS PVT. LTD.	1378682	0.77	909000	0.51
15	HISSAR TUBES PVT. LTD.	780000	0.44	780000	0.44
16	HI-TECH MERCANTILE (INDIA) PVT. LTD.	2720695	1.52	1670000	0.93
17	NEW ERA COMMERCE & SECURITIES PVT. LTD.	215985	0.12	215900	0.12
18	OCEAN ISPAT PVT. LTD.	300000	0.17	300000	0.17
19	PAREEK OVERSEAS PVT. LTD.	623060	0.35	0	0.00
20	PRAKASH CAPITAL SERVICES LTD.	1508467	0.84	1508400	0.84
21	PRAKASH INDUSTRIAL FINANCE LTD.	904950	0.51	904950	0.51
22	PREMIER FINCAP PVT. LTD.	793000	0.44	793000	0.44
23	PRIMENET GLOBAL LTD.	2470500	1.38	2456500	1.37
24	PRIME MERCANTILE PVT. LTD.	3701470	2.07	1460200	0.82
25	PROSPERO SECURITIES PVT. LTD.	515800	0.29	515800	0.29
26	ROURKELA STEEL PVT. LTD.	790633	0.44	790633	0.44
27	SAMYAK SECURITIES PVT. LTD.	1500000	0.84	1500000	0.84
28	SHREE LABH LAKSHMI CAPITAL SERVICES PVT. LTD.	2311471	1.29	1861471	1.04
29	STYLE LEASING & FINANCE PVT. LTD.	1114400	0.62	1114400	0.62
30	SUNVIN TRADING & INVESTMENT PVT. LTD.	242312	0.14	242312	0.14
31	TECHDRIVE SOFTWARE LTD	562550	0.31	0	0.00
32	TOOLS INDIA PVT. LTD.	900900	0.50	900900	0.50
33	UNITY MERCANTILE PVT. LTD.	251575	0.14	251500	0.14
34	VANSHI FARMS PVT. LTD.	3157900	1.76	1095600	0.61
35	VISION MERCANTILE PVT. LTD.	1866754	1.04	1866700	1.04
36	WELTER SECURITIES LTD.	5006666	2.80	4736600	2.64
37	CHAIBASA STEEL LLP	250000	0.14	250000	0.14
38	DHRUV COMMERCE LLP	1467000	0.82	560000	0.31
39	ESSENTIAL ELECTRONICS LLP	302100	0.17	302100	0.17
40	EVERSHINE MERCANTILE LLP	300000	0.17	300000	0.17
41	FOUR WINGS MARKETING LLP	300000	0.17	300000	0.17
42	HISSAR TUBES LLP	570012	0.32	570012	0.32
43	PREMIER FINCAP LLP	450480	0.25	450480	0.25
44	ROURKELA STEEL LLP	636500	0.36	0	0.00
45	SHIKHA MERCANTILE LLP	70600	0.04	70600	0.04
46	SPRING MERCANTILE LLP	500	0.00	0	0.00
47	SUNVIN TRADING & INVESTMENT LLP	1007688	0.56	745000	0.42
48	SUVARNA MARKETING LLP	95000	0.05	95000	0.05
	TOTAL	73366192	40.97	39368464	21.98

Karish

10th July, 2021

Listing Department
BSE Ltd.
Phiroze Jeejeebhoy Towers
Dalal Street
Mumbai – 400001

Listing Department
National Stock Exchange of India Ltd
Exchange Plaza, 5th Floor, Plot No. C/1
G Block, Bandra-Kurla Complex,
Bandra (E), Mumbai - 400051

Company Code : 506022

Company Symbol : PRAKASH

Sub : **Disclosure under Regulation 31 of Securities and Exchange Board of India
(Substantial Acquisition of Shares and Takeovers) Regulations, 2011**


Dear Sir,

In terms of the provisions of Regulation 31 of the SEBI (Substantial Acquisition of Shares and Takeovers) Regulations, 2011, I, being Promoter of Prakash Industries Limited hereby enclosing the details of pledged shares of the Company held by me in the prescribed format.

This is for your information and record please.

Thanking you,

Yours truly,



Vikram Agarwal


Encl : (2) as above

CC To :

Prakash Industries Ltd.
15 Km. Stone, Delhi Road,
Hissar - 125044

Disclosure by the Promoter(s) to the stock exchanges and to the Target Company for encumbrance of shares / invocation of encumbrance/ release of encumbrance, in terms of Regulation 31(1) and 31(2) of SEBI (Substantial Acquisition of Shares and Takeovers) Regulation, 2011

Name of the Target Company(TC)		PRAKASH INDUSTRIES LIMITED	
Names of the Stock Exchanges where the shares of the target company are listed		BSE Ltd. & National Stock Exchange of India Ltd.	
Date of reporting		10 July 2021	
Name of the promoter or PAC on whose shares encumbrance has been created/ released/Invoked		Shri Vikram Agarwal	
Details of the creation of encumbrance :			
Name of the promoter(s) or PACs with Promoter holding already encumbered (2)			
No. of shares	% of total share capital	No. of shares	% of total share capital
406500	0.23	0	0.00
Type of event (creation/ release/ invocation)		Type of event (creation/ release/ invocation)	
Creation		Creation	
Date of creation/ invocation/ release of encumbrance		Date of creation/ invocation/ release of encumbrance	
08.07.2021		08.07.2021	
Type of encumbrance (pledge/ lien/ release of non disposal encumbrance/ others)		Type of encumbrance (pledge/ lien/ release of non disposal encumbrance/ others)	
Pledge		Pledge	
Reasons for encumbrance		Reasons for encumbrance	
Third Party Pledge		Third Party Pledge	
No. of shares		No. of shares	
406500		406500	
% of total share capital		% of total share capital	
0.23		0.23	
Name of the entity in whose favour shares are encumbered		Name of the entity in whose favour shares are encumbered	
KJ Plasticizers Ltd.		KJ Plasticizers Ltd.	
Post event holding of encumbered shares		Post event holding of encumbered shares	
406500		406500	
% of total share capital		% of total share capital	
0.23		0.23	


 Vikram Agarwal
 Place : New Delhi
 Date : 10.07.2021

* The details of encumbrances of residual promoters as on 30.06.2021 enclosed herewith as Annexure 1 is an extract of the data available of the Target Company

PRAKASH INDUSTRIES LIMITED
Details of encumbrance of residual promoters as on 30.06.2021

Sr. No.	Name of the Shareholder	Total shares held		Shares pledged or otherwise encumbered	
		No. of shares held	As a % of total share capital	No. of shares held	As a % of total share capital
1	SHRI V.P. AGARWAL	16268907	9.08	0	0.00
2	V.P. AGARWAL (HUF)	2208644	1.23	0	0.00
3	SMT. MOHINI AGARWAL	1019856	0.57	1019856	0.57
4	SHRI KANHA AGARWAL	18540	0.01	0	0.00
5	AIRCON TRADEX PVT. LTD.	96000	0.05	96000	0.05
6	AMBROSIA COMMERCE PVT. LTD.	1936500	1.08	1936500	1.08
7	DHRUV COMMERCE PVT. LTD.	314500	0.18	314500	0.18
8	ESSENTIAL ELECTRONICS PVT. LTD.	597300	0.33	597300	0.33
9	EVERSHINE MERCANTILE PVT. LTD.	1621700	0.91	1621700	0.91
10	EXCEL FINCAP PVT. LTD.	102135	0.06	102100	0.06
11	FOCUS SECURITIES & CREDITS PVT. LTD.	1460000	0.82	1050000	0.59
12	FOUR WINGS MARKETING PVT. LTD.	101700	0.06	101700	0.06
13	GMK BUILDERS PVT. LTD.	8164800	4.56	3011750	1.68
14	GOEL CONTAINERS PVT. LTD.	1378682	0.77	909000	0.51
15	HISSAR TUBES PVT. LTD.	780000	0.44	780000	0.44
16	HI-TECH MERCANTILE (INDIA) PVT. LTD.	2720695	1.52	1670000	0.93
17	NEW ERA COMMERCE & SECURITIES PVT. LTD.	215985	0.12	215900	0.12
18	OCEAN ISPAT PVT. LTD.	300000	0.17	300000	0.17
19	PAREEK OVERSEAS PVT. LTD.	623060	0.35	0	0.00
20	PRAKASH CAPITAL SERVICES LTD.	1508467	0.84	1508400	0.84
21	PRAKASH INDUSTRIAL FINANCE LTD.	904950	0.51	904950	0.51
22	PREMIER FINCAP PVT. LTD.	793000	0.44	793000	0.44
23	PRIMENET GLOBAL LTD.	2470500	1.38	2456500	1.37
24	PRIME MERCANTILE PVT. LTD.	3701470	2.07	1460200	0.82
25	PROSPERO SECURITIES PVT. LTD.	515800	0.29	515800	0.29
26	ROURKELA STEEL PVT. LTD.	790633	0.44	790633	0.44
27	SAMYAK SECURITIES PVT. LTD.	1500000	0.84	1500000	0.84
28	SHREE LABH LAKSHMI CAPITAL SERVICES PVT. LTD.	2311471	1.29	1861471	1.04
29	STYLE LEASING & FINANCE PVT. LTD.	1114400	0.62	1114400	0.62
30	SUNVIN TRADING & INVESTMENT PVT. LTD.	242312	0.14	242312	0.14
31	TECHDRIVE SOFTWARE LTD	562550	0.31	0	0.00
32	TOOLS INDIA PVT. LTD.	900900	0.50	900900	0.50
33	UNITY MERCANTILE PVT. LTD.	251575	0.14	251500	0.14
34	VANSHI FARMS PVT. LTD.	3157900	1.76	1095600	0.61
35	VISION MERCANTILE PVT. LTD.	1866754	1.04	1866700	1.04
36	WELTER SECURITIES LTD.	5006666	2.80	4736600	2.64
37	CHAIBASA STEEL LLP	250000	0.14	250000	0.14
38	DHRUV COMMERCE LLP	1467000	0.82	560000	0.31
39	ESSENTIAL ELECTRONICS LLP	302100	0.17	302100	0.17
40	EVERSHINE MERCANTILE LLP	300000	0.17	300000	0.17
41	FOUR WINGS MARKETING LLP	300000	0.17	300000	0.17
42	HISSAR TUBES LLP	570012	0.32	570012	0.32
43	PREMIER FINCAP LLP	450480	0.25	450480	0.25
44	ROURKELA STEEL LLP	636500	0.36	0	0.00
45	SHIKHA MERCANTILE LLP	70600	0.04	70600	0.04
46	SPRING MERCANTILE LLP	500	0.00	0	0.00
47	SUNVIN TRADING & INVESTMENT LLP	1007688	0.56	745000	0.42
48	SUVARNA MARKETING LLP	95000	0.05	95000	0.05
	TOTAL	72978232	40.75	39368464	21.98