



Complete Comfort

October 21, 2020

| | |
|---|---|
| <p>The National Stock Exchange of India Ltd. Listing Department Exchange Plaza, Bandra Kurla Complex, Bandra (East), <u>Mumbai – 400 051</u></p> <p>Company Symbol : ICIL</p> | <p>BSE Limited Department of Corporate Services Floor 25, Phiroze Jeejeebhoy Towers, Dalal Street, <u>Mumbai – 400 001</u></p> <p>Scrip Code No. : 521016</p> |
|---|---|

Subject: Investor Presentation Q2 & H1 FY 2021

Please find enclosed herewith a copy of Investor Presentation on financial results for Q2 & H1 FY 2021.

Kindly take the above on record.

Thanking you,

Yours faithfully,

For Indo Count Industries Limited

Amruta Avasare
Company Secretary
ACS No.: 18844



Encl.: A/a

Indo Count Industries Ltd

Head Office: 301, Arcadia, 3rd Floor, Nariman Point, Mumbai - 400 021, Maharashtra, India; T: 022 4341 9500, F: 022 2282 3098

Marketing Office: Dosti Imperia, 2nd floor, Manpada, Ghodbunder Road, Thane (w) - 400 607, Maharashtra, India; T: 022 4151 1800, F: 022 2172 0121

Home Textile Division: T3, Kagal - Hatkanangale Five Star, MIDC Ind. Area, Kolhapur - 416216, Maharashtra, India; T: 0231 662 7900, F: 0231 662 7979

Spinning Division: D1, MIDC, Gokul Shirgaon, Kolhapur - 416234, Maharashtra, India; T: 0231 268 7400, F: 0231 267 2161

Regd. Office: Office No. 1, Plot No. 266, Village Alte, Kumbhoj Road, Taluka Hatkanangale, Dist. Kolhapur - 416 109, Maharashtra, India; T: 0230 2463100 / 2461929

CIN: L72200PN1988PLC068972, E: info@indocount.com, W: www.indocount.com



Complete Comfort



Indo Count Industries Limited

Investor Presentation
October 2020



Complete Comfort

SAFE HARBOUR

This presentation and the accompanying slides (the “Presentation”), which have been prepared by Indo Count Industries Ltd (the “Company”), have been prepared solely for information purposes and do not constitute any offer, recommendation or invitation to purchase or subscribe for any securities, and shall not form the basis or be relied on in connection with any contract or binding commitment whatsoever. No offering of securities of the Company will be made except by means of a statutory offering document containing detailed information about the Company.

This Presentation has been prepared by the Company based on information and data which the Company considers reliable, but the Company makes no representation or warranty, express or implied, whatsoever, and no reliance shall be placed on, the truth, accuracy, completeness, fairness and reasonableness of the contents of this Presentation. This Presentation may not be all inclusive and may not contain all of the information that you may consider material. Any liability in respect of the contents of, or any omission from, this Presentation is expressly excluded.

This presentation contains certain forward-looking statements concerning the Company’s future business prospects and business profitability, which are subject to a number of risks and uncertainties and the actual results could materially differ from those in such forward looking statements. The risks and uncertainties relating to these statements include, but are not limited to, risks and uncertainties regarding fluctuations in earnings, our ability to manage growth, competition (both domestic and international), economic growth in India and abroad, ability to attract and retain highly skilled professionals, time and cost over runs on contracts, our ability to manage our international operations, government policies and actions regulations, interest and other fiscal costs generally prevailing in the economy. The Company does not undertake to make any announcement in case any of these forward-looking statements become materially incorrect in future or update any forward-looking statements made from time to time by or on behalf of the Company.

“This year our HOMES have become even more important in our daily lives”

-Tim Cook, CEO Apple at launch event on 13th Oct 2020

Home is becoming the Center Stage as consumers feel the need to make their home environment more aesthetic and conducive to OVERALL well-being

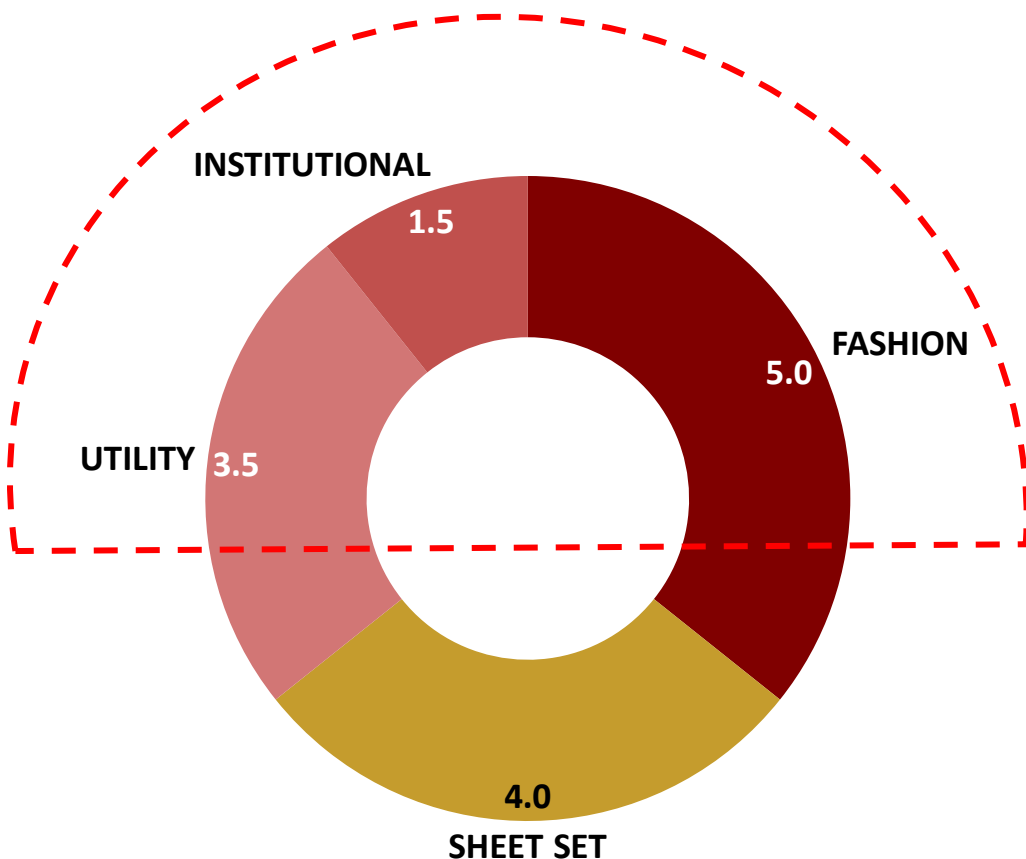
- ✓ *Changing Lifestyle*
- ✓ *Focus on health & hygiene*
- ✓ *Social distancing*
- ✓ *Work from home*



Complete Comfort

INDIAN HOME TEXTILES INDUSTRY IS EYEING A LARGE 3x OPPORTUNITY

Home Textile Size of US market at Retail – \$28bn of which Bed linen is \$14bn i.e. 50% (Bed Linen shown graph below)

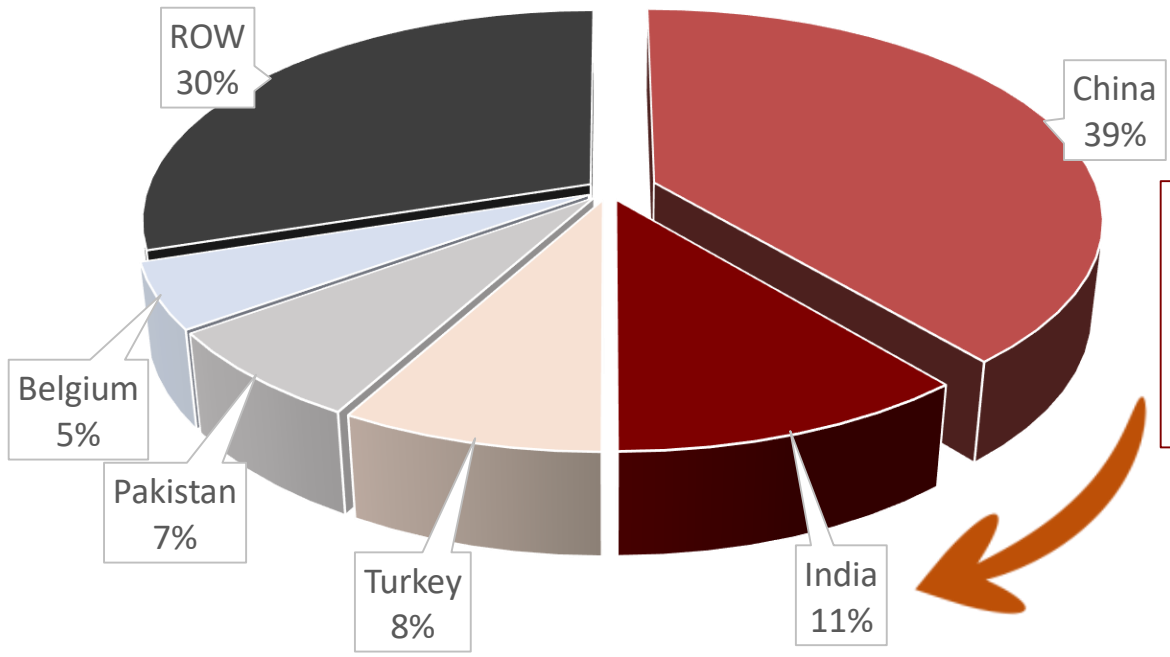


FASHION, UTILITY AND INSTITUTIONAL SEGMENT IS A LARGE 3x OPPORTUNITY SIZE FOR INDIAN SUPPLIERS

- ✓ Target market of almost \$10 bn can be addressed and capitalized
- ✓ Currently, China is a dominant player in this category and India is still at a nascent stage
- ✓ China + 1 strategy will help shift these product categories to India
- ✓ Indian Home Textile Industry stands to gain on this potential shift of these product categories

Currently, India holds 50% market share in Sheet Set

Top 5 Home Textiles Exporting Nations



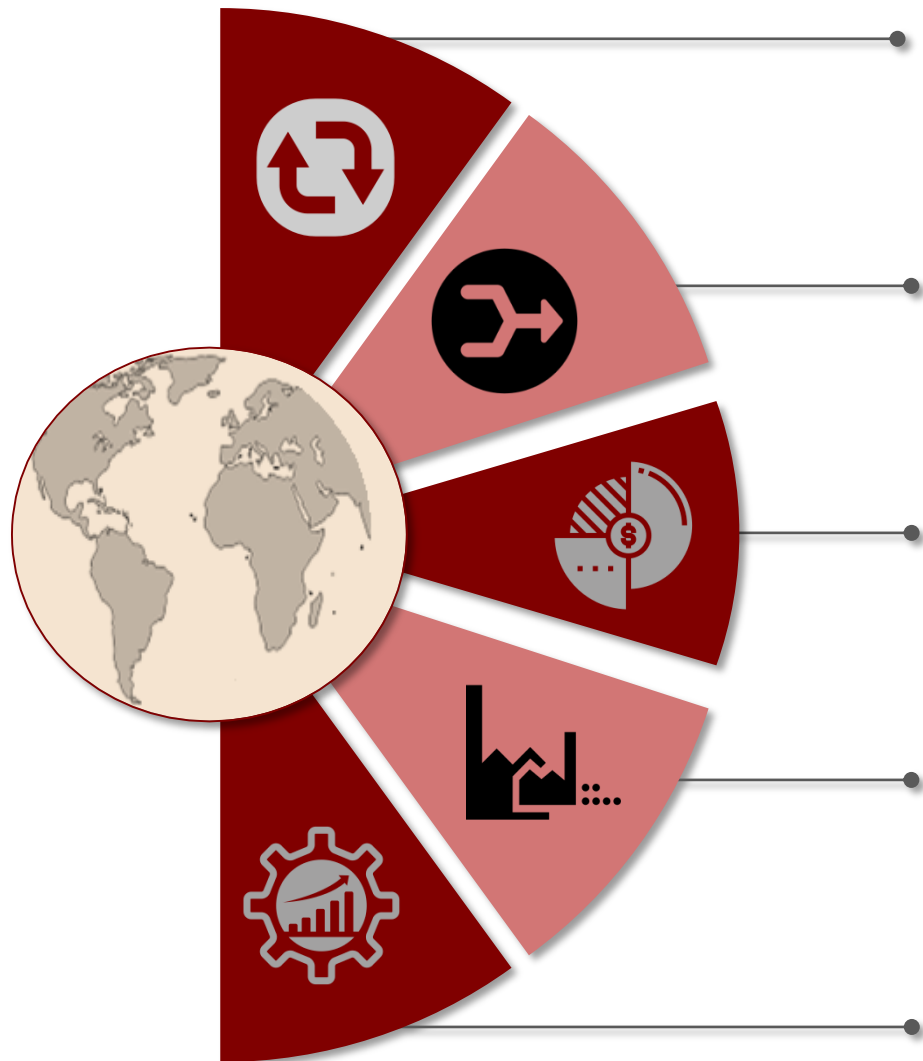
China has 39% share in home textile exports with US\$ 19 bn followed by India at 11% with US\$ 5 bn

India with growth rate of 4%, has increased its world share from 9% to 11% in the past 5 years. China has remained almost stagnant with a CAGR of 0.7%

On the back of the Covid-19 situation, many brands are expected to reduce dependence on a single geography

India being a second largest home textile exporter along with largest producer of Cotton in the world is expected to benefit from this structural shift

EXPECTED RETAIL CONSOLIDATION IN DEVELOPED MARKETS



Structural Shift

Expect the Market to move to few large players due to strong balance sheet and increased capacities

Consolidation

Increased market share gain could be higher for larger players

Reduced fragmentation

Reduced fragmentation in end markets would lead to increase in share for organized suppliers

Organized Manufacturers

Organized manufacturers to benefit on the back of increased capabilities

Increased Efficiency

Consolidation to lead to Increased efficiency and productivity in manufacturing



Q2FY21

Performance Highlights



Commenting on the results, Mr. Anil Kumar Jain, Executive Chairman said,

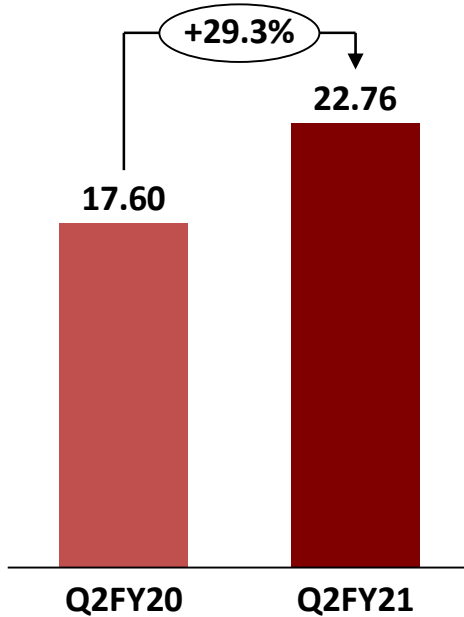
“We are all challenged in this evolving World, however, despite the tough operating environment, our company recorded its highest ever quarterly sales volume, a testament to the resilience of our Company’s team & capabilities, strong customer relationships and promising product profile.

We remain committed in creating new and progressive approaches to our product portfolio and services and thus continuing to contribute to the development of our Customers.”

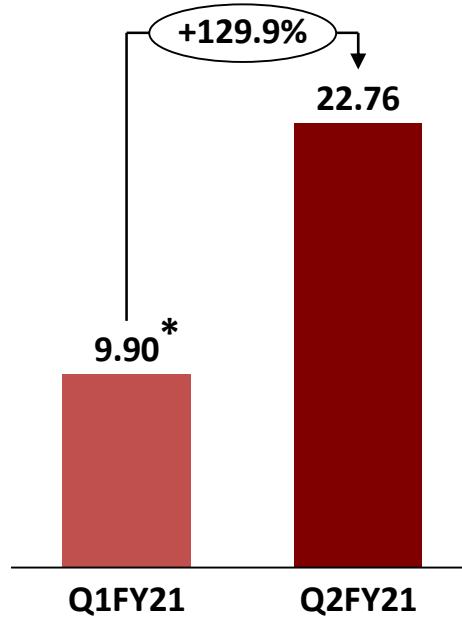
ACHIEVED HIGHEST EVER QUARTERLY SALES VOLUME

in million meters

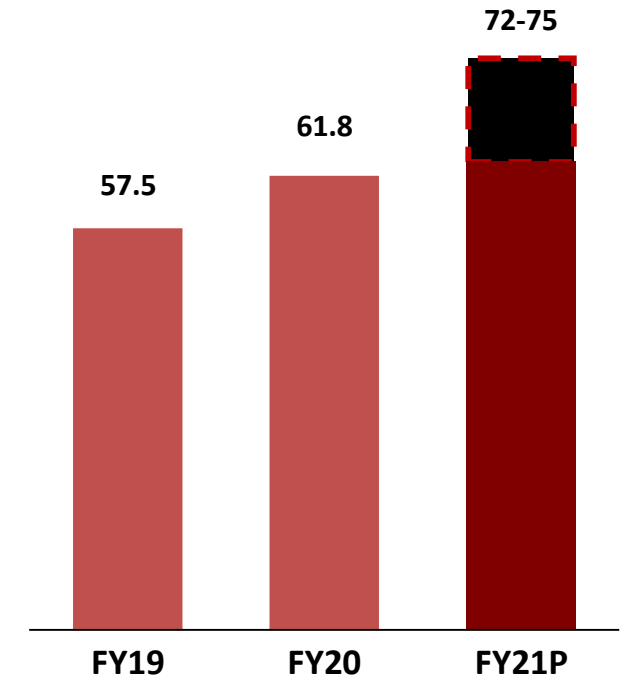
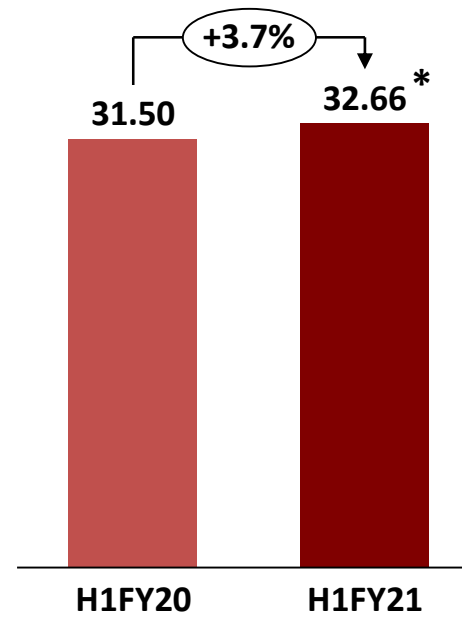
YoY Performance



QoQ Performance



H1 Performance

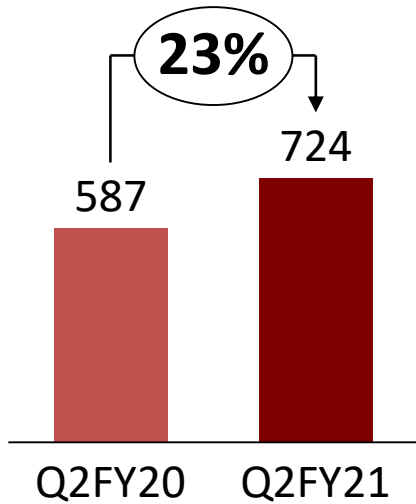


- With the gradual easing of lockdown and re-opening of retail stores in our end markets, we witnessed MoM traction in demand from customers
- With “Home” becoming a center stage, the demand from our end markets is expected to continue

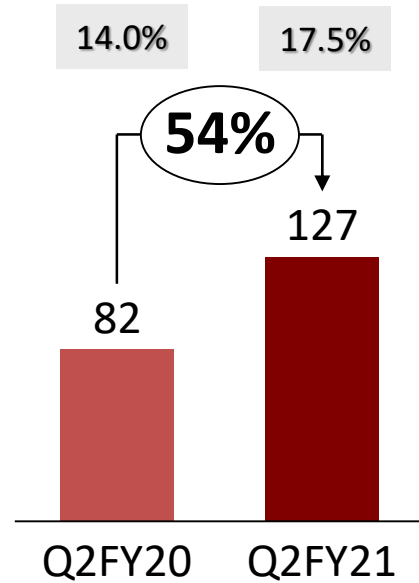
**FY21 Volume Guidance:
72-75 Million Metres**

*Shut down of operations due to pandemic led to lower sales in Q1FY21

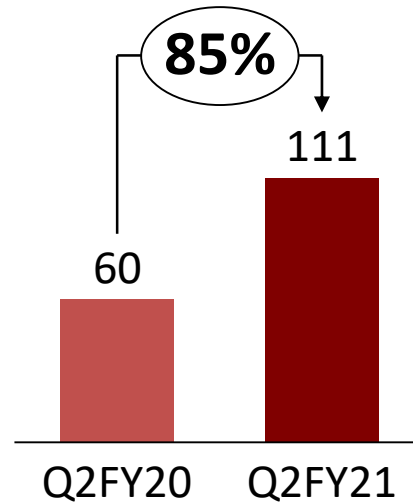
Revenue (Rs. Crs)



EBITDA (Rs. Crs)



PBT* (Rs. Crs)



OPERATING LEVERAGE WILL CONTINUE TO PLAY...

- ✓ Increase In Sales Volumes
- ✓ Better Product Mix
- ✓ Higher utilization levels
- ✓ Higher absorption of fixed costs

ACHIEVED HIGHEST EVER QUARTERLY SALES

EBITDA MARGIN

*PBT is before Exceptional items

Figures are rounded off wherever required



NEW BRAND LAUNCHES IN INDIA

Layers®

“Layers” is value driven mass brand to cater to aspiring customers across India with combination of style, technology and price



Boutique Living Luxury is a D2C – Direct to Consumer luxury bedding brand in India. Boutique Living Luxury is a brand of meticulously curated and crafted bed linen for connoisseurs of life



OUR RECENT DEVELOPMENTS

WHOLISTIC

Launched “**Wholistic - Whole HealthSleep Better**” brand which features innovations associated with cleaner living, keeping a hygienic home and fostering better sleep

SLEEP·RX

Launched **Sleep Rx™** during Fall market, New York. A new Sustainable Performance brand featuring Performance bedding innovation, made out of Sustainable material



With the focus on Sustainability, announced an exclusive partnership **with Archroma in India** for the Company’s **PureEarth collection** featuring EarthColors, Archroma’s line of patented, plant-based dyes.



The dyes are synthesized from non-edible waste by-products from the agriculture and herbal industries, such as nutshells, leaves and residues from plants such as beets and bitter oranges. These high-performance dyes represent an advance over conventional petroleum-based solutions

Q2FY21 CONSOLIDATED FINANCIAL PERFORMANCE

| Particulars (Rs. Crs) | Q2FY21 | Q2FY20 | YOY% | Q1FY21 | QOQ% | H1FY21 | H1FY20 | YOY% | FY20 |
|-------------------------------------|--------------|--------------|-------------|--------------|-------------|--------------|--------------|-------------|--------------|
| Revenue from Operations | 714 | 568 | | 332 | | 1,046 | 1,075 | | 2,080 |
| Other operating Income | 10 | 19 | | 4 | | 14 | 30 | | 55 |
| Total Income | 724 | 587 | 23% | 336 | 116% | 1,060 | 1,106 | -4% | 2,135 |
| Cost of Material | 365 | 321 | | 165 | | 529 | 584 | | 1,139 |
| Employee Expenses | 36 | 37 | | 33 | | 69 | 71 | | 148 |
| Other Expenses | 197 | 147 | | 99 | | 296 | 297 | | 609 |
| Total Expenses | 597 | 505 | | 297 | | 894 | 952 | | 1,897 |
| EBITDA | 127 | 82 | 54% | 39 | 226% | 166 | 154 | 8% | 238 |
| EBITDA Margin (%) | 17.5% | 14.0% | 349 | 11.6% | 594 | 15.6% | 13.9% | 173 | 11.1% |
| Depreciation | 11 | 11 | | 11 | | 22 | 21 | | 43 |
| EBIT | 116 | 71 | 90% | 28 | 312% | 144 | 132 | 492% | 194 |
| EBIT Margin (%) | 16.0% | 12.2% | 383 | 8.4% | 763 | 13.6% | 12.0% | 161 | 9.1% |
| Finance Cost | 5 | 11 | | 5 | | 10 | 20 | | 39 |
| PBT before Exceptional items | 111 | 60 | 85% | 23 | 385% | 134 | 112 | 20% | 155 |
| Exceptional Items* | (4) | (94) | | - | | (4) | (94) | | (98) |
| PBT | 107 | (34) | | 23 | | 130 | 18 | | 57 |
| Tax | 27 | (45) | | 5 | | 32 | (28) | | (16) |
| PAT | 81 | 11 | 662% | 18 | 356% | 99 | 45 | 118% | 73 |
| EPS | 4.15 | 0.55 | | 0.91 | | 5.06 | 2.31 | | 3.74 |

*Exceptional Item for Q2FY21 represents the expenditure incurred on account of VRS/Separation Scheme approved by the Board of an Indian Subsidiary on 15th July 2020

*Exceptional Item for Q2 & H1FY20 includes Rs. 94.27 Crores provided against refund of excess export benefits of earlier years by way of MEIS as per the Adjudication Order issued by office of The Commissioner of Customs.

Figures are rounded off wherever required

CONSOLIDATED BALANCE SHEET

| Particulars (in Rs Crs) | Sep'20 | Mar'20 |
|---------------------------------------|--------------|--------------|
| ASSETS | | |
| Non-current assets | | |
| Property, Plant and Equipment | 537 | 554 |
| Capital work-in-Progress | 7 | 6 |
| Right-of-Use Assets | 16 | 18 |
| Other Intangible Assets | 3 | 3 |
| Financial Assets | | |
| (i) Loans | 4 | 4 |
| (ii) Others | 0 | 0 |
| Other Non-Current Assets | 5 | 6 |
| Sub-total - Non current assets | 571 | 591 |
| Current assets | | |
| Inventories | 476 | 524 |
| Financial Assets | | |
| (i) Investments | 80 | 0 |
| (ii) Trade Receivables | 330 | 242 |
| (iii) Cash and Cash Equivalents | 141 | 139 |
| (iv) Bank Balances | 7 | 11 |
| (v) Loans | 1 | 0 |
| (vi) Others | 21 | 4 |
| Current Tax Assets (Net) | 10 | 23 |
| Other Current Assets | 101 | 161 |
| Sub-total - Current assets | 1,168 | 1,105 |
| TOTAL - ASSETS | 1,739 | 1,696 |

| Particulars (in Rs. Crs) | Sep'20 | Mar'20 |
|--|--------------|--------------|
| EQUITY AND LIABILITIES | | |
| Equity Share Capital | 39 | 39 |
| Other Equity | 1,082 | 947 |
| Equity attributable to owners | 1,121 | 986 |
| Non-controlling interests | 6 | 7 |
| Sub-total - Equity | 1,127 | 993 |
| LIABILITIES | | |
| Non-Current Liabilities | | |
| Financial Liabilities | | |
| (i) Borrowings | 29 | 36 |
| (ii) Other Financial Liabilities | 4 | 6 |
| Provisions | 5 | 6 |
| Deferred Tax Liabilities (Net) | 72 | 57 |
| Other Non-Current Liabilities | 8 | 8 |
| Sub-total - Non-Current Liabilities | 119 | 114 |
| Current Liabilities | | |
| Financial Liabilities | | |
| (i) Borrowings | 261 | 293 |
| (ii) Trade Payables due to: | 162 | 129 |
| (iii) Other Financial Liabilities | 29 | 92 |
| Other Current Liabilities | 41 | 75 |
| Current Tax Liabilities (Net) | 0 | 0 |
| Sub-total - Current Liabilities | 493 | 589 |
| TOTAL EQUITY AND LIABILITIES | 1,739 | 1,696 |

CONSOLIDATED CASH FLOW STATEMENT

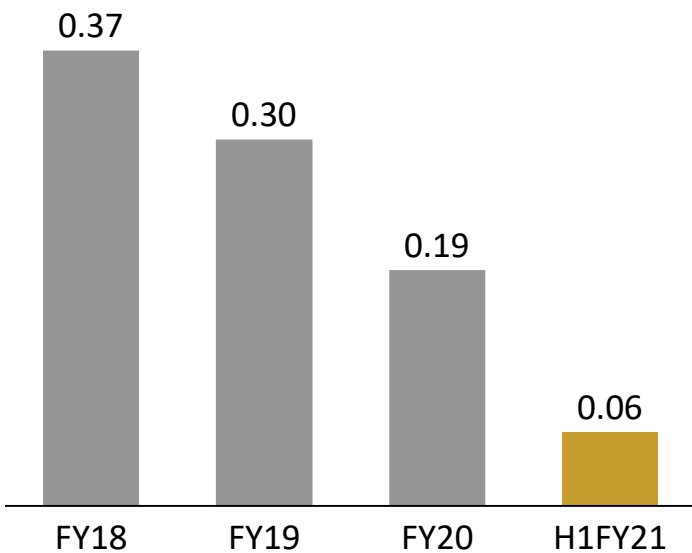
| Particulars (Rs. Crs) | Sep'20 | Mar'20 |
|--|--------|--------|
| Profit before Tax & Exceptional | 134 | 155 |
| Adjustment for Depreciation & Other items | 89 | (82) |
| Operating profit before working capital changes | 223 | 74 |
| Changes in working capital | (60) | 92 |
| Cash generated from operations | 163 | 166 |
| Direct taxes paid (net of refund) | (20) | (26) |
| Net Cash from Operating Activities | 143 | 140 |
| Net Cash from Investing Activities | (80) | 16 |
| Net Cash from Financing Activities | (61) | (40) |
| Net Change in cash and cash equivalents | 2 | 116 |
| Cash and cash equivalents at the beginning of the year | 139 | 23 |
| Cash and cash equivalents at the end of the year | 141 | 139 |



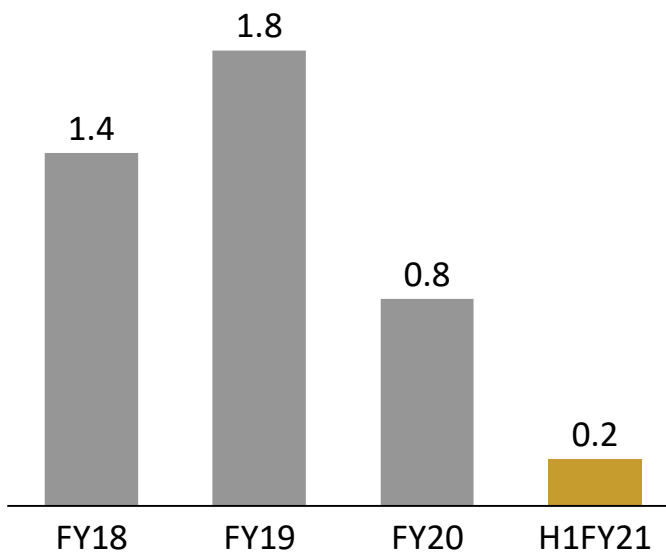
Complete Comfort

FINANCIAL RATIO TREND

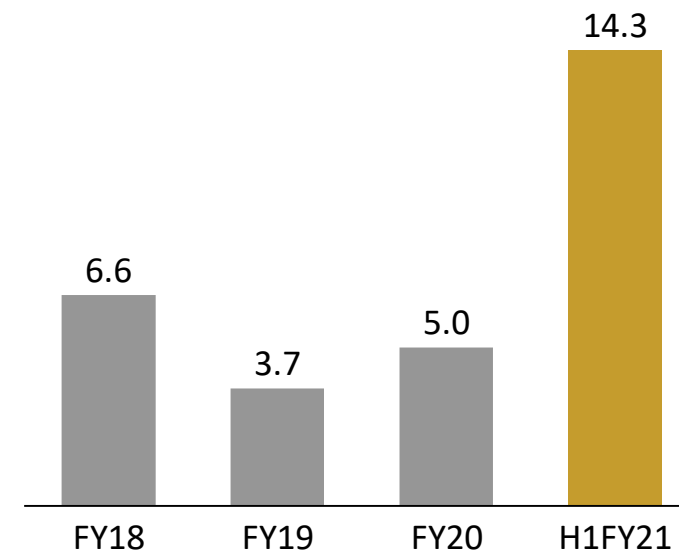
NET DEBT/EQUITY



NET DEBT/EBITDA*



EBIT/INTEREST*

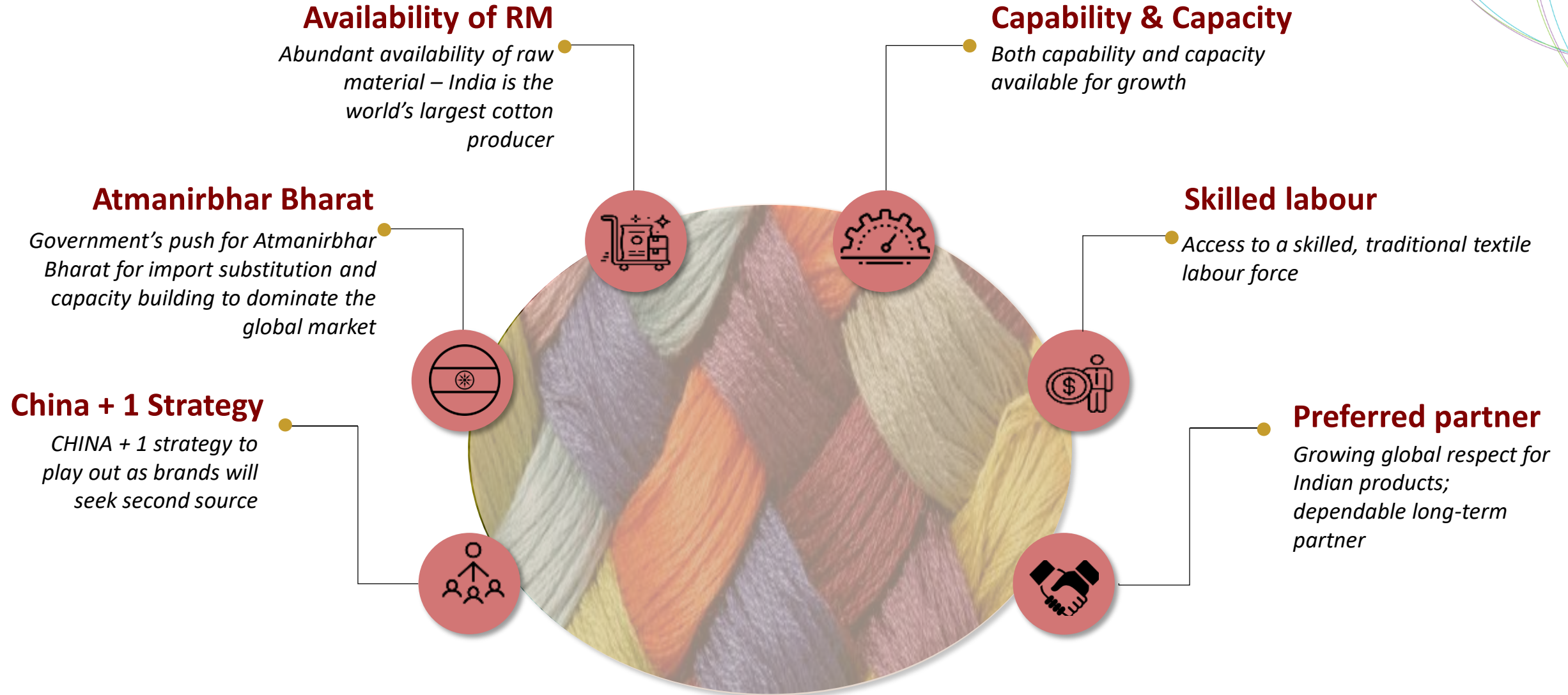


*Annualized basis



ADVANTAGE INDIA

INDIA'S EDGE IN THE GLOBAL HOME TEXTILE MARKET



Production of Cotton



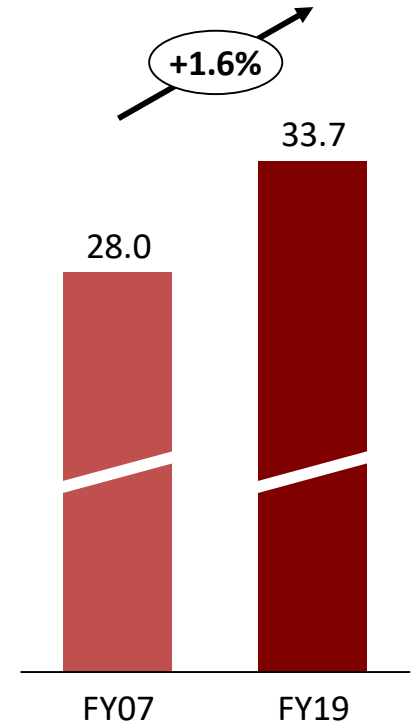
India is world's largest producer of cotton. Production of cotton in India grew from 28.0 million bales in FY07 to 33.7 million bales in FY19P, at a CAGR of 1.6%



The abundant supply of Cotton at competitive prices is a boon to the Indian Textile players



Many brands are shifting to organic and other sustainable cotton fibre in which India has an edge. Thus, India being a largest cotton producing country is poised to benefit





INDO COUNT AT A GLANCE



OVERVIEW

Established in early 1990s and head-quartered in Mumbai, India, Indo Count Industries Limited is one of the leading Home Textile manufacturers with an extensive product range. The product portfolio spans across sheet sets, fashion bedding, utility bedding and institutional bedding. The manufacturing skills extend across the entire value chain.

We export to over 54 countries across 5 continents. Over the years, we have constantly progressed to maximize our unique value proposition whilst building a widespread network of customers, sound financials and strong corporate governance controls.



VISION

To be one of the leading players in the global home textiles industry on the strengths of technology, experience and Innovation



MISSION

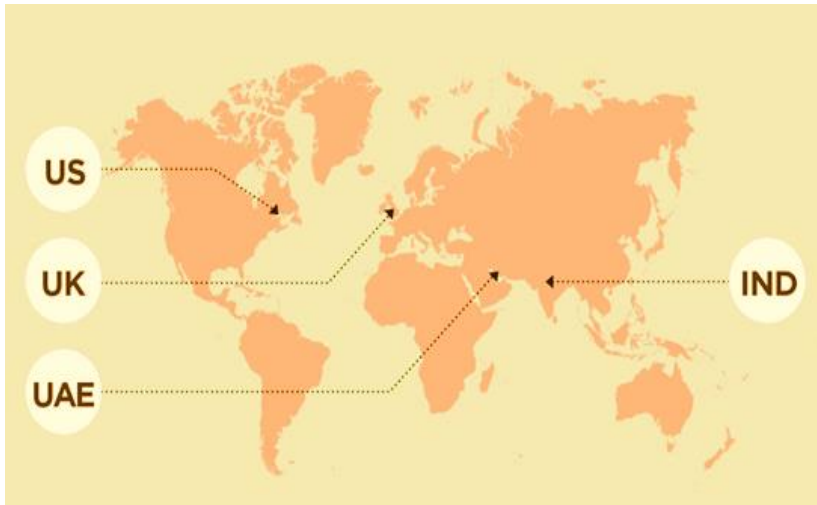
We are committed to provide all our customers superior product quality, timely services and value for money through our technological and organizational strengths



PRINCIPLES

- **Complete Comfort to customers**
- **Focus on customer satisfaction**
- **Foster stability and sustainability**

PRODUCTS & PRESENCE



Indo Count exports to more than 54 countries across 5 continents and going forward to widen its geographical footprint



PRODUCTS

BED SHEETS

Flat sheet
Fitted sheet
Pillowcases

UTILITY BEDDING

Mattress pads
Protectors
Pillows
Down Alt Comforters

FASHION BEDDING

Comforters & Duvets
Shams & Decorative Pillows
Quilts
Coverlets

INSTITUTIONAL BEDDING

Basic white sheets
Shams & Pillows
Bed skirts
Duvet covers

SERVICES (WORLD OVER)

Product Development

EDI-based replenishment services

Market Research

Total Supply Chain Solutions

Inventory Planning

Consumer Insights

Modern warehousing services

E-Commerce fulfillment

INDIA

*Head Office, Factories,
Merchandising & Design
Studio & Product
Development Lab*

USA

*Showroom, Warehouse
Design Studio*

UK

*Showroom, Warehouse
Design Studio*

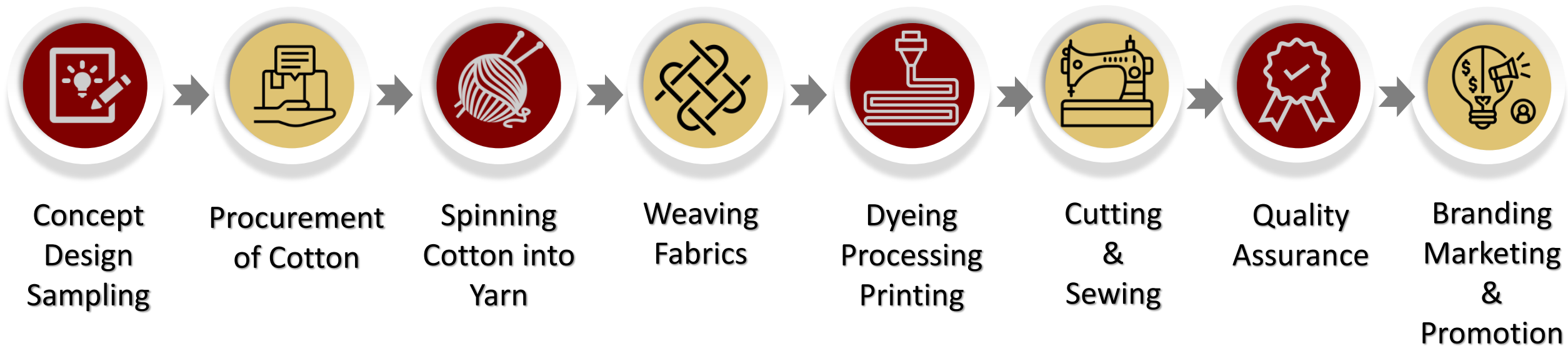
UAE

Showroom

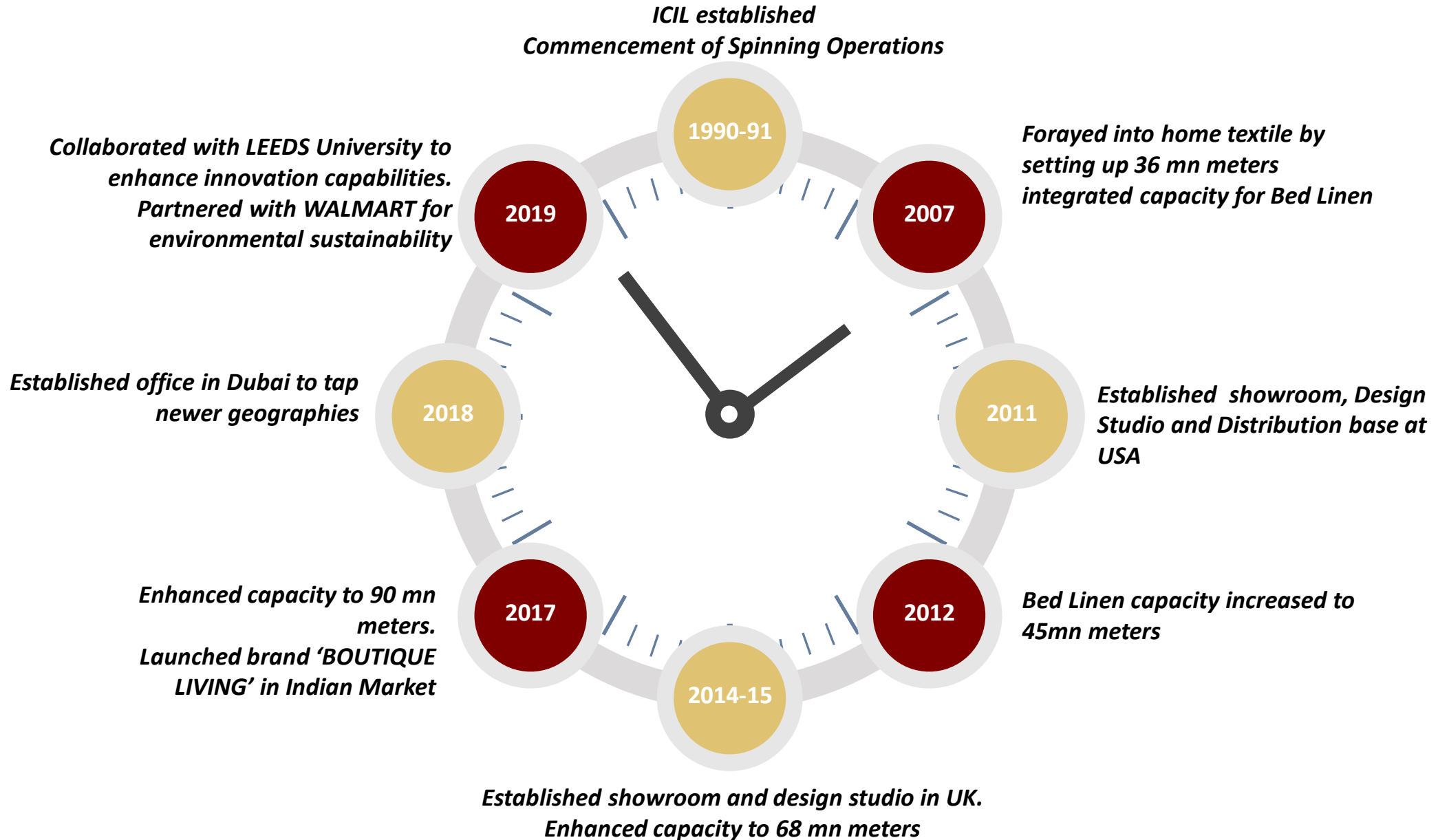


Complete Comfort

INTEGRATED BEDDING SOLUTION PROVIDER



OUR JOURNEY





Complete Comfort

BRANDS & INNOVATION

In-House Brands



Licensed Brands



Innovation & Technology





Complete Comfort

BOUTIQUE LIVING – OUR DOMESTIC OFFERING



BOUTIQUE
LIVING

‘Boutique Living’ is an aspirational brand launched for Indian consumer to offer them refined quality of bed linen. With R&D capabilities, technical know-how and in-house production, we offer superior products. Our wide range of products promises a sound sleeping experience led by superior quality, design and advance technology.

We provide premium bedding through various offline platforms in multi-brand outlets (MBOs) and select large format stores (LFS) and online e-commerce platforms.

AVAILABLE OVER 500 STORES ACROSS INDIA

www.boutiquelivingindia.com

Bed Sheets & Duvets

Quilts & Comforters

Dohars & Fitted Sheets

Bed in a Bag

Pillows & Towels



SUSTAINABILITY IS OUR DNA



Complete Comfort

SUSTAINABILITY INITIATIVES



Project GAGAN: A sustainable cotton initiative

The programme aims at improving awareness among the farmers to cultivate cotton in a more sustainable method. In step with this mindset, we launched an initiative called 'GAGAN' to help farmers to cultivate sustainable cotton through our Better Cotton Initiative (BCI).



HIGG INDEX

Associated with SAC (Sustainable Apparel Coalition) through HIGG index tool. Two of our facilities at Gokul and Kagal have been certified with the Sustainable Apparel Coalition.

The Higg Index delivers a holistic overview that empowers us to make meaningful improvements that protect the wellbeing of our factory workers, local communities, and the environment.



A MADE IN GREEN product ID proves that the product has been tested for harmful substances.



MADE IN GREEN

This is a latest sustainability benchmarking being demanded by majority of customers and we are proud to commit that a large number of our products manufactured come under Made in Green category.



ENVIRONMENTAL INITIATIVES

Conservation of Natural Resource by Water Recycling: Installed Biological Effluent Treatment Plant with 3 Stage RO system



ENERGY SAVING


Solar Energy: Installed solar panels leading to savings in power



UTILITIES SAVING INITIATIVES

Sludge Drier: Installed Sludge Drier, a unique initiative that resulted in reduction of sludge disposal from 500 tons/month to almost 50 tons/ month.

STABLE & SUSTAINABLE



RESEARCH & INNOVATION

Strong R&D and innovation capabilities to develop a value-added diversified product bouquet
Fulfilling the unique customer requirements to help evolve as the preferred partner of choice



FOCUS ON BRANDS

Unrelenting focus on quality, reliability, and excellence
Further leverage of brand position in the International & Domestic markets



AVAILABILITY

Focus on e-commerce and Omni channel business



SUSTAINABILITY

Growth through adopting sustainable business practices



AWARDS & ACCOLADES



Complete Comfort

RECOGNIZED BY WALMART CORPORATION AS “GIGA GURU” AMONGST GLOBAL TOP 20 SUPPLIERS



- ✓ Indo Count has taken **SMART goals** for Green house gas emissions reduction in Gigaton project
- ✓ In Walmart’s Gigaton project, Indo Count has achieved a remarkable milestone and is recognized by Walmart Corporation as “**Giga Guru**” amongst **Global Top 20 suppliers**



working with suppliers to prevent
**1 BILLION METRIC TONS OF
GREENHOUSE GASES BY 2030**

Texprocil Awards for 2018-19



Gold

Winner of Gold Trophy

For the Highest export performance in Made Ups-Bed Linen/Bed Sheets/Quilts



Gold

Winner of Gold Trophy

For the Special Achievement Award in Made-ups



Silver

Winner of Gold Trophy

For the Second Highest exports performance in Yarn-Counts 50s and below



Recognitions from Customers



Awarded 'Best Collaboration in Design & Product development' by KOHL's, a large retailer in the US



Received 'Platinum Certification Status' for sheets and fashion bedding category by JC Penney, another large retailer in the US

Environmental Awards



Vasundhara Award



Jalbindu Award



CSR INITIATIVES

EDUCATION

- We developed and adopted multifaceted approach through E-learning to increase attendance and stimulate learning amongst students
- Besides E-learning, various other initiatives include distribution of school bags, Improving infrastructure in schools and providing educational support to the visually challenged students
- 50,000+ students of 100+ schools in and around Kolhapur have benefitted



HEALTHCARE

- Medical Vans reaching 100 rural villages around Kolhapur providing free medicines and check-ups
- 3,00,000 patients have been benefitted
- Renovated Female Maternity & Gynac ward along with Cardiac Department for a government hospital in Kolhapur



WATER & SANITATION

- Promoting sanitation by building/ maintaining toilet blocks
- Installed pure drinking water facilities in various schools and public places

WOMEN EMPOWERMENT

- Trained women through our skilled development centre
- Aimed at making women independent and upgrading their standard of living





#GivingwithLiving initiative in partnership with Myntra for donations to migrant workers through **Bosconet**





CONTACT US

Company :



Indo Count Industries Limited
CIN: L72200PN1988PLC068972

Mr. K.R. Lalpuria, *Executive Director & C.E.O*
kklalpuria@indocount.com

Mr. K. Muralidharan, *Chief Financial Officer (CFO)*
k.muralidharan@indocount.com

www.indocount.com

Investor Relations Advisors :

SGA Strategic Growth Advisors

Strategic Growth Advisors Pvt. Ltd.
CIN: U74140MH2010PTC204285

Mr. Shogun Jain | Ms. Ami Parekh
+91 77383 77756 | +91 80824 66052
shogun.jain@sgapl.net | ami.parekh@sgapl.net

www.sgapl.net