



CIN: L65190MH2004GOI148838

आईडीबीआई बैंक लिमिटेड

पंजीकृत कार्यालय : आईडीबीआई टॉवर,

डब्ल्यूटीसी कॉम्प्लेक्स, कफ परेड,

मुंबई - 400 005.

टेलिफोन : (+91 22) 6655 3355, 2218 9111

फैक्स : (+91 22) 2218 0411

वेबसाइट : www.idbi.com

IDBI Bank Limited

Regd. Office : IDBI Tower,

WTC Complex, Cuffe Parade,

Mumbai - 400 005.

TEL.: (+91 22) 6655 3355, 2218 9111

FAX : (+91 22) 2218 0411

Website : www.idbi.com

संदर्भ सं. 05 /TBO/2020-21

Apr 29, 2021

The Company Secretary, Bajaj Hindusthan Sugar Limited Lakhimpur-Kheri, District Kheri, Golagokarannath, Uttar Pradesh, 262802	The Director, Bombay Stock Exchange Phiroze Jeejeebhoy Towers, Dalal Street, <b>Mumbai – 400 001.</b>	The Director National Stock Exchange Ltd., Exchange Plaza, Plot No. C/1, G Block, Bandra-Kurla complex, Bandra (E), <b>Mumbai – 400 051.</b>
---	--	--

प्रियमहोदय/Dear Sir,

सेबी (शेयरों का पर्याप्त अर्जन एवं अधिग्रह) विनियमन 2011के विनियमन 29 (2) & (3) तथा सेबी (भेदिया कारोबार का निषेध) विनियमन 2015 के विनियमन 7 (3) के तहतप्र कटीकरण


**Disclosure under Regulation 29 (2) & (3) of SEBI (Substantial Acquisition of Shares and Takeovers) Regulations, 2011 and Regulation No.7 (3) of SEBI (Prohibition of Insider Trading) Regulations, 2015**

उपर्युक्त विनियमन के निबंधनों के अनुसार, हम अनुबंध में दिये गये विवरण के अनुसार बजाज हिंदुस्तान शुगर लिमिटेड के बेचे गये शेयरों के ब्योरे इसके साथ संलग्न करते हैं:

In terms of the above Regulations, we hereby disclose the details of shares sold of BAJAJ HINDUSTHAN SUGAR LIMITED ( EX-BAJAJ HINDUSTHAN LIMITED) as per details given in Annexure:

Particulars of sale	Number	% w.r.t. total paid up capital of Target Company
बिक्री से पूर्व शेयर / Shares before sale	3,64,49,527	3.22%
बेचे गये शेयर / Shares sold from 19/01/2021 to 28/04/2021	2,41,60,040	2.13%
बिक्री के बाद शेयर / Shares after sale	1,22,89,487	1.09%

Signature of Authorised Signatory


  
Smt. Anagha Palshikar,  
Asst. General Manager




## ANNEXURE - B

## Disclosure under Regulation 29 (2) of SEBI (Substantial Acquisition of Shares and Takeovers) Regulations, 2011

1	Name of the Target Company (TC)	BAJAJ HINDUSTHAN SUGAR LIMITED ( EX-BAJAJ HINDUSTHAN LIMITED)		
2	Name(s) of the acquirer and Persons Acting in Concert (PAC) with the acquirer	Seller: IDBI Bank Limited		
3	Whether the acquirer belongs to Promoter/ Promoter Group	Seller: No		
4	Name(s) of the Stock Exchange(s) where the shares of TC are listed	BSE & NSE		
5		Number	% w.r.t. total share/voting capital wherever applicable	% w.r.t. total diluted share/voting capital of the TC (**)
	<b>Before the acquisition/disposal under consideration, holding of:</b>			
	a) Shares carrying voting rights	3 64 49 527	3.22%	3.22%
	b) Shares in the nature of encumbrance (pledge/ lien/non-disposal undertaking/ others)	-	-	-
	c) Voting Rights (VR) otherwise than by equity shares	-	-	-
	d) Warrants/convertible securities/any other instrument that entitles the acquirer to receive shares carrying voting rights in the TC (specify holding in each category) acquired/sold	-	-	-
	<b>Total (a+b+c+d)</b>	<b>3 64 49 527</b>	<b>3.22%</b>	<b>3.22%</b>
	<b>Details of sale</b>			
	a) Shares carrying voting rights sold	2 41 60 040	2.13%	2.13%
	b) VRs acquired/sold otherwise than by equity shares	-	-	-
	c) Warrants/convertible securities/any other instrument that entitles the acquirer to receive shares carryin voting rights in the TC (specify holding in each category) after acquisition	-	-	-
	d) Shares encumbered / invoked/released by the acquirer	-	-	-
	<b>Total (a+b+c+d)</b>	<b>2 41 60 040</b>	<b>2.13%</b>	<b>2.13%</b>
	<b>After the acquisition/Sale holding of:</b>			
	a) Shares carrying voting rights	1 22 89 487	1.09%	1.09%
	b) Shares encumbered with the acquirer	-	-	-
	c) VRs otherwise than by equity shares	-	-	-
	d) Warrants/convertible securities/any other instrument that entitles the acquirer to receive shares carryin voting rights in the TC (specify holding in each category) after acquisition	-	-	-
	<b>Total (a+b+c+d)</b>	<b>1 22 89 487</b>	<b>1.09%</b>	<b>1.09%</b>
6	Mode of sale (e.g. open market/off-market/public issue/rights issue/preferential allotment/inter-se transfer, etc.)	Market Sale		
7	Date of sale of shares/VR/warrants or date of receipt of intimation of allotment of shares, whichever is applicable	19/01/2021 to 28/04/2021		
8	Equity share capital/total voting capital of the TC before the said acquisition/sale	1 13 35 59 942		
9	Equity share capital/total voting capital of the TC after the said acquisition/sale	1 13 35 59 942		
10	Total diluted share/voting capital of the TC after the said acquisition/sale	1 13 35 59 942		
Note:	(*) Total share capital/ voting capital to be taken as per the latest filing done by the company to the Stock Exchange under Clause 35 of the listing Agreement.			
	(**) Diluted share/voting capital means the total number of shares in the TC assuming full conversion of the outstanding convertible securities/warrants into equity shares of the TC.			
	<b>Signature of the acquirer / seller / Authorised Signatory</b>			
	Place: Mumbai			
	Date: 29/04/2021			



IDBI Bank Ltd					
FINANCE AND ACCOUNTS DEPTT (Investment Cell)					
BROKER WISE SALE DETAILS					
DETAILS OF SALES DURING THE PERIOD FROM 19-Jan-2021 TO 29-Apr-2021					
REPORT DATE :29-Apr-2021					
Name of Company: BAJAJ HINDUSTHAN SUGAR LIMITED ( EX-BAJAJ HINDUSTHAN LIMITED)					
Date	Name of Broker	Exchange	SEBI Registration No.	Shares Sold	Amount
15-Mar-2021	ALMONDZ GLOBAL SECURITIES LTD.	NSE	11NZ000213936	10 00 000.00	71 43 700.00
16-Mar-2021	ALMONDZ GLOBAL SECURITIES LTD.	NSE	11NZ000213936	10 00 000.00	70 06 300.00
17-Mar-2021	ALMONDZ GLOBAL SECURITIES LTD.	NSE	11NZ000213936	2 89 142.00	19 72 700.21
18-Mar-2021	ALMONDZ GLOBAL SECURITIES LTD.	NSE	11NZ000213936	3 00 000.00	20 35 560.00
08-Apr-2021	ALMONDZ GLOBAL SECURITIES LTD.	NSE	11NZ000213936	5 00 000.00	33 92 600.00
28-Apr-2021	ALMONDZ GLOBAL SECURITIES LTD.	NSE	11NZ000213936	10 00 000.00	70 42 200.00
<b>ALMONDZ GLOBAL SECURITIES LTD. TOTAL</b>				<b>40 89 142.00</b>	<b>2 85 93 060.21</b>
12-Mar-2021	ANAND RATHI SHARE AND STOCK BROKERS LIMITED	NSE	11NZ000170832	5 00 000.00	37 28 250.00
27-Apr-2021	ANAND RATHI SHARE AND STOCK BROKERS LIMITED	NSE	11NZ000170832	5 00 000.00	33 92 600.00
<b>ANAND RATHI SHARE AND STOCK BROKERS LIMITED TOTAL</b>				<b>10 00 000.00</b>	<b>71 20 850.00</b>
04-Mar-2021	ARIHANT CAPITAL MARKETS LTD	NSE	11NZ000180939	10 00 000.00	77 48 382.90
<b>ARIHANT CAPITAL MARKETS LTD TOTAL</b>				<b>10 00 000.00</b>	<b>77 48 382.90</b>
19-Jan-2021	ASHIKA STOCK BROKING LTD.	NSE	11NZ000169130	5 00 000.00	33 95 100.00
08-Apr-2021	ASHIKA STOCK BROKING LTD.	NSE	11NZ000169130	6 00 000.00	41 01 060.00
09-Apr-2021	ASHIKA STOCK BROKING LTD.	NSE	11NZ000169130	4 00 000.00	27 16 600.00
28-Apr-2021	ASHIKA STOCK BROKING LTD.	NSE	11NZ000169130	10 00 000.00	68 72 700.00
<b>ASHIKA STOCK BROKING LTD. TOTAL</b>				<b>25 00 000.00</b>	<b>1 70 85 460.00</b>
09-Mar-2021	BOB Capital Markets Ltd.	NSE	11NZ000159332	5 00 000.00	39 13 250.00
<b>BOB Capital Markets Ltd. TOTAL</b>				<b>5 00 000.00</b>	<b>39 13 250.00</b>
08-Mar-2021	BP EQUITIES PVT.LTD.	NSE	11NZ000176539	5 00 000.00	39 65 700.00
<b>BP EQUITIES PVT.LTD. TOTAL</b>				<b>5 00 000.00</b>	<b>39 65 700.00</b>
25-Jan-2021	CANARA BANK SECURITIES PVT LTD	NSE	11NZ000279135	8 00 000.00	54 40 320.00
09-Mar-2021	CANARA BANK SECURITIES PVT LTD	NSE	11NZ000279135	5 00 000.00	38 57 950.00
<b>CANARA BANK SECURITIES PVT LTD TOTAL</b>				<b>13 00 000.00</b>	<b>92 98 270.00</b>
04-Mar-2021	DARASHAW & COMPANY PVT. LTD.	NSE	11NZ000231438	10 00 000.00	76 09 300.00
<b>DARASHAW &amp; COMPANY PVT. LTD. TOTAL</b>				<b>10 00 000.00</b>	<b>76 09 300.00</b>
19-Jan-2021	GLOBE CAPITAL MARKET LTD.	NSE	11NZ000177137	14 00 000.00	95 72 780.00
<b>GLOBE CAPITAL MARKET LTD. TOTAL</b>				<b>14 00 000.00</b>	<b>95 72 780.00</b>
28-Apr-2021	HDFC SECURITIES	NSE	11NZ000186937	5 00 000.00	35 00 250.00
<b>HDFC SECURITIES TOTAL</b>				<b>5 00 000.00</b>	<b>35 00 250.00</b>
19-Jan-2021	INDIA INFOLINE LTD.	NSE	11NZ000164132	10 00 000.00	68 31 700.00
20-Jan-2021	INDIA INFOLINE LTD.	NSE	11NZ000164132	1 81 016.00	12 28 302.17
<b>INDIA INFOLINE LTD. TOTAL</b>				<b>11 81 016.00</b>	<b>80 60 002.17</b>
10-Mar-2021	JOINDRE CAPITAL SERVICES LTD	NSE	11NZ000174034	5 00 000.00	36 64 850.00
08-Apr-2021	JOINDRE CAPITAL SERVICES LTD	NSE	11NZ000174034	5 00 000.00	34 12 550.00
<b>JOINDRE CAPITAL SERVICES LTD TOTAL</b>				<b>10 00 000.00</b>	<b>70 77 400.00</b>
22-Jan-2021	K R Choksey Shares & Securities Pvt Ltd	NSE	11NZ000181135	2 77 381.00	18 85 164.49
<b>K R Choksey Shares &amp; Securities Pvt Ltd TOTAL</b>				<b>2 77 381.00</b>	<b>18 85 164.49</b>
01-Mar-2021	MARWADI SHARES & FINANCE LTD.	NSE	11NZ000174730	2 00 000.00	13 57 040.00
<b>MARWADI SHARES &amp; FINANCE LTD. TOTAL</b>				<b>2 00 000.00</b>	<b>13 57 040.00</b>
27-Apr-2021	MURALILAL SARAF	NSE	11NZ000258113	6 16 547.00	41 83 394.71
28-Apr-2021	MURALILAL SARAF	NSE	11NZ000258113	5 00 000.00	33 92 600.00
<b>MURALILAL SARAF TOTAL</b>				<b>11 16 547.00</b>	<b>75 75 994.71</b>





IDBI Bank Ltd					
FINANCE AND ACCOUNTS DEPTT (Investment Cell)					
BROKER WISE SALE DETAILS					
DETAILS OF SALES DURING THE PERIOD FROM 19-Jan-2021 TO 29-Apr-2021					
REPORT DATE :29-Apr-2021					
Name of Company: BAJAJ HINDUSTHAN SUGAR LIMITED ( EX-BAJAJ HINDUSTHAN LIMITED)					
Date	Name of Broker	Exchange	SEBI Registration No.	Shares Sold	Amount
03-Mar-2021	SHAREKHAN LTD	NSE	1INZ000171337	13 00 000.00	90 72 700.00
09-Apr-2021	SHAREKHAN LTD	NSE	1INZ000171337	3 00 000.00	20 50 680.00
SHAREKHAN LTD TOTAL				16 00 000.00	1 11 23 380.00
02-Feb-2021	SHCIL SERVICES LTD	NSE	1INZ000199936	95 954.00	6 51 067.08
05-Mar-2021	SHCIL SERVICES LTD	NSE	1INZ000199936	10 00 000.00	76 99 800.00
10-Mar-2021	SHCIL SERVICES LTD	NSE	1INZ000199936	5 00 000.00	36 88 400.00
SHCIL SERVICES LTD TOTAL				15 95 954.00	1 20 39 267.08
03-Mar-2021	SMC GLOBAL SECURITIES LTD.	NSE	1INZ000199438	12 00 000.00	90 18 480.00
SMC GLOBAL SECURITIES LTD. TOTAL				12 00 000.00	90 18 480.00
08-Mar-2021	SPA SECURITIES LIMITED	NSE	1INZ000241036	5 00 000.00	39 47 100.00
SPA SECURITIES LIMITED TOTAL				5 00 000.00	39 47 100.00
12-Mar-2021	SUNIDHI SECURITIES & FINANCE LTD	NSE	1INZ000169235	5 00 000.00	37 58 550.00
SUNIDHI SECURITIES & FINANCE LTD TOTAL				5 00 000.00	37 58 550.00
04-Mar-2021	SYKES & RAY EQUITIES (I) LTD.	NSE	1INZ000199833	10 00 000.00	78 44 400.00
SYKES & RAY EQUITIES (I) LTD. TOTAL				10 00 000.00	78 44 400.00
28-Jan-2021	VENTURA SECURITIES LTD.	NSE	1INZ000194736	1 00 000.00	6 78 520.00
29-Jan-2021	VENTURA SECURITIES LTD.	NSE	1INZ000194736	1 00 000.00	6 78 520.00
VENTURA SECURITIES LTD. TOTAL				2 00 000.00	13 57 040.00
GRAND TOTAL				2 41 60 040.00	17 34 51 121.56

