

VISION MERCANTILE PRIVATE LIMITED

Regd. Office: N, 3rd Floor, Golden Jubilee Plaza, Old Delhi Road, Gurgaon-122001 (HR)

CIN: U74899HR1994PTC043249

E-mail: visionmercantile1234@rediffmail.com

13th April, 2023

Listing Department
BSE Ltd.
Phiroze Jeejeebhoy Towers
Dalal Street
Mumbai – 400001

Listing Department
National Stock Exchange of India Ltd
Exchange Plaza, 5th Floor, Plot No. C/1
G Block, Bandra-Kurla Complex,
Bandra (E), Mumbai - 400051

Company Code : 506022

Company Symbol : PRAKASH

Sub : **Disclosure under Regulation 31 of Securities and Exchange Board of India
(Substantial Acquisition of Shares and Takeovers) Regulations, 2011**

Dear Sir,

In terms of the provisions of Regulation 31 of the SEBI (Substantial Acquisition of Shares and Takeovers) Regulations, 2011, we being Promoter group entity of Prakash Industries Limited hereby enclosing the details of release of pledge shares in the prescribed format.

This is for your information and record please.

Thanking you,

Yours faithfully,
For **Vision Mercantile Private Limited**



Authorised Signatory

Encl : (2) as above

CC To :

Prakash Industries Ltd.
15 Km. Stone, Delhi Road,
Hissar – 125044

Disclosure by the Promoter(s) to the stock exchanges and to the Target Company for encumbrance of shares / invocation of encumbrance/ release of encumbrance, in terms of Regulation 31(1) and 31(2) of SEBI (Substantial Acquisition of Shares and Takeovers) Regulation, 2011

Name of the Target Company(TC)	PRAKASH INDUSTRIES LIMITED	
Names of the Stock Exchanges where the shares of the target company are listed	BSE Ltd. & National Stock Exchange of India Ltd.	
Date of reporting	13 April 2023	
Name of the promoter or PAC on whose shares encumbrance has been created/ released/invoked	Vision Mercantile Pvt. Ltd.	

Name of the promoter(s) or PACs with whom *	Promoter holding in the target company (1)	Promoter holding encumbered (2)	Promoter holding already share capital	Details of events pertaining to encumbrance (3)								
				Type of event (creation/ release/ invocation)	Date of creation/ release / invocation of encumbrance	Type of encumbrance (pledge/ lien/ non disposal/ undetaking/ others)	Reasons for encumbrance	No. of shares	% of total share capital	Name of the entity in whose favour shares are encumbered	No. of shares	% of total share capital
Vision Mercantile Pvt. Ltd. *	1866754	1866700	1.04	Release	10.04.2023	Release of Pledge	Release of Security on Repayment of Loan	-1633363	-0.91	Lender : Indostar Capital Finance Ltd. Trustee : Catalyst Thrusteeship Ltd.	233337	0.13

for Vision Mercantile Pvt. Ltd.

Authorised Signatory



Place : Gurugram
Date : 13.04.2023

* The details of encumbrances of residual promoters as on 05.04.2023 enclosed herewith as Annexure 1 is an extract of the data available of the Target Company

PRAKASH INDUSTRIES LIMITED
Details of encumbrance of residual promoters as on 05.04.2023

Sr. No.	Name of the Shareholder	Total shares held		Shares pledged or otherwise encumbered	
		No. of shares held	As a % of total share capital	No. of shares held	As a % of total share capital
1	SHRI V.P. AGARWAL	20451072	11.42	10362890	5.79
2	V.P. AGARWAL (HUF)	2208644	1.23	2208644	1.23
3	SMT. MOHINI AGARWAL	1019856	0.57	1019856	0.57
4	SHRI VIKRAM AGARWAL	406500	0.23	406500	0.23
5	SHRI KANHA AGARWAL	18540	0.01	0	0.00
6	AIRCON TRADEX PVT. LTD.	611800	0.34	525800	0.29
7	AMBROSIA COMMERCE PVT. LTD.	1936500	1.08	1936500	1.08
8	DHRUV COMMERCE PVT. LTD.	300500	0.17	300500	0.17
9	ESSENTIAL ELECTRONICS PVT. LTD.	597300	0.33	597300	0.33
10	EVERSHINE MERCANTILE PVT. LTD.	1621700	0.91	1621700	0.91
11	EXCEL FINCAP PVT. LTD.	102135	0.06	102100	0.06
12	FOCUS SECURITIES & CREDITS PVT. LTD.	1460000	0.82	1460000	0.82
13	FOUR WINGS MARKETING PVT. LTD.	101700	0.06	101700	0.06
14	GMK BUILDERS PVT. LTD.	8164800	4.56	6612900	3.69
15	GOEL CONTAINERS PVT. LTD.	1378682	0.77	1318682	0.74
16	HISSAR TUBES PVT. LTD.	700000	0.39	700000	0.39
17	HI-TECH MERCANTILE (INDIA) PVT. LTD.	2720695	1.52	2720695	1.52
18	NEW ERA COMMERCE & SECURITIES PVT. LTD.	215985	0.12	215900	0.12
19	OCEAN ISPAT PVT. LTD.	300000	0.17	300000	0.17
20	PAREEK OVERSEAS PVT. LTD.	623060	0.35	0	0.00
21	PRAKASH CAPITAL SERVICES LTD.	1508467	0.84	1508400	0.84
22	PRAKASH INDUSTRIAL FINANCE LTD.	904950	0.51	904950	0.51
23	PREMIER FINCAP PVT. LTD.	767000	0.43	767000	0.43
24	PRIMENET GLOBAL LTD.	2470500	1.38	2470500	1.38
25	PRIME MERCANTILE PVT. LTD.	3701470	2.07	3103070	1.73
26	SAMYAK SECURITIES PVT. LTD.	1500000	0.84	1500000	0.84
27	SHREE LABH LAKSHMI CAPITAL SERVICES PVT. LTD.	2311471	1.29	2311471	1.29
28	STYLE LEASING & FINANCE PVT. LTD.	1114400	0.62	1114400	0.62
29	SUNVIN TRADING & INVESTMENT PVT. LTD.	242312	0.14	242312	0.14
30	TECHDRIVE SOFTWARE LTD	562550	0.31	0	0.00
31	TOOLS INDIA PVT. LTD.	900900	0.50	900900	0.50
32	UNITY MERCANTILE PVT. LTD.	251575	0.14	251500	0.14
33	VANSHI FARMS PVT. LTD.	3157900	1.76	3157900	1.76
34	WELTER SECURITIES LTD.	5006666	2.80	3336666	1.86
35	CHAIBASA STEEL LLP	250000	0.14	250000	0.14
36	DHRUV COMMERCE LLP	1481000	0.83	574000	0.32
37	ESSENTIAL ELECTRONICS LLP	302100	0.17	302100	0.17
38	EVERSHINE MERCANTILE LLP	300000	0.17	300000	0.17
39	FOUR WINGS MARKETING LLP	300000	0.17	300000	0.17
40	HISSAR TUBES LLP	650012	0.36	650012	0.36
41	PREMIER FINCAP LLP	476480	0.27	476480	0.27
42	ROURKELA STEEL LLP	1427133	0.80	490600	0.27
43	SHIKHA MERCANTILE LLP	70600	0.04	70600	0.04
44	SPRING MERCANTILE LLP	500	0.00	0	0.00
45	SUNVIN TRADING & INVESTMENT LLP	1007688	0.56	925000	0.52
46	SUVARNA MARKETING LLP	95000	0.05	95000	0.05
TOTAL		75700143	42.27	58514528	32.67

Ratna



ALL TIME PRIME TIME

AN ISO 9001:2000

CIN:- U72200PB1984PLC053753

13th April, 2023

Listing Department
BSE Ltd.
Phiroze Jeejeebhoy Towers
Dalal Street
Mumbai – 400001

Listing Department
National Stock Exchange of India Ltd
Exchange Plaza, 5th Floor, Plot No. C/1
G Block, Bandra-Kurla Complex,
Bandra (E), Mumbai - 400051

Company Code : 506022

Company Symbol : PRAKASH

Sub : **Disclosure under Regulation 31 of Securities and Exchange Board of India
(Substantial Acquisition of Shares and Takeovers) Regulations, 2011**

Dear Sir,

In terms of the provisions of Regulation 31 of the SEBI (Substantial Acquisition of Shares and Takeovers) Regulations, 2011, we being Promoter group entity of Prakash Industries Limited hereby enclosing the details of release of pledge shares in the prescribed format.

This is for your information and record please.

Thanking you,

Yours faithfully,
For **Primenet Global Limited**

Authorised Signatory

Encl : (2) as above

CC To :

Prakash Industries Ltd.
15 Km. Stone, Delhi Road,
Hissar – 125044

Primenet Global Limited

REGD. OFFICE: Darjlyan Wali Gali, Rayya, Teh. Baba Bakala, Amritsar (PB) 143112


CORPORATE OFFICE: Business Park, 25/2, Shivaji Marg, New Delhi-110 015 Tel.: 011-25928901, 25928285, Fax: +91-11-25928478, 25928166. E-mail: detsales@primenet.in

Disclosure by the Promoter(s) to the stock exchanges and to the Target Company for encumbrance of shares / invocation of encumbrance/ release of encumbrance, in terms of Regulation 31(1) and 31(2) of SEBI (Substantial Acquisition of Shares and Takeovers) Regulation, 2011

Name of the Target Company(TC)	Prakash Industries Limited
Names of the Stock Exchanges where the shares of the target company are listed	BSE Ltd. & National Stock Exchange of India Ltd.
Date of reporting	13 April 2023
Name of the promoter or PAC on whose shares encumbrance has been created/ released/invoked	Primermet Global Ltd.

Details of the creation of encumbrance :		Promoter holding in the target company (1)		Promoter holding already encumbered (2)		Details of events pertaining to encumbrance (3)		Post event holding of encumbered shares (creation [(2)+(3)] / release [(2)-(3)] / invocation [(1)-(3)])					
Name of the promoter(s) or PACs with him *	No. of shares	% of total share capital	No. of shares	% of total share capital	Type of event (creation/ release/ invocation)	Date of creation/ release / invocation of encumbrance	Type of encumbrance (pledge/ lien/ non disposal undetaking/ others)	Reasons for encumbrance	No. of shares	% of total share capital	Name of the entity in whose favour shares are encumbered	No. of shares	% of total share capital
Primermet Global Ltd. *	2470500	1.38	2470500	1.38	Release	10.04.2023	Release of Pledge	Release of Security on Repayment of Loan	-1525000	-0.85	Lender : Indostar Capital Finance Ltd. Trustee : Catalyst Trusteehsip Ltd.	945500	0.53

for Primermet Global Ltd.

Authorised Signatory 

Place : New Delhi
Date : 13.04.2023

* The details of encumbrances of residual promoters as on 05.04.2023 enclosed herewith as Annexure 1 is an extract of the data available of the Target Company

PRAKASH INDUSTRIES LIMITED
Details of encumbrance of residual promoters as on 05.04.2023

Sr. No.	Name of the Shareholder	Total shares held		Shares pledged or otherwise encumbered	
		No. of shares held	As a % of total share capital	No. of shares held	As a % of total share capital
1	SHRI V.P. AGARWAL	20451072	11.42	10362890	5.79
2	V.P. AGARWAL (HUF)	2208644	1.23	2208644	1.23
3	SMT. MOHINI AGARWAL	1019856	0.57	1019856	0.57
4	SHRI VIKRAM AGARWAL	406500	0.23	406500	0.23
5	SHRI KANHA AGARWAL	18540	0.01	0	0.00
6	AIRCON TRADEX PVT. LTD.	611800	0.34	525800	0.29
7	AMBROSIA COMMERCE PVT. LTD.	1936500	1.08	1936500	1.08
8	DHRUV COMMERCE PVT. LTD.	300500	0.17	300500	0.17
9	ESSENTIAL ELECTRONICS PVT. LTD.	597300	0.33	597300	0.33
10	EVERSHINE MERCANTILE PVT. LTD.	1621700	0.91	1621700	0.91
11	EXCEL FINCAP PVT. LTD.	102135	0.06	102100	0.06
12	FOCUS SECURITIES & CREDITS PVT. LTD.	1460000	0.82	1460000	0.82
13	FOUR WINGS MARKETING PVT. LTD.	101700	0.06	101700	0.06
14	GMK BUILDERS PVT. LTD.	8164800	4.56	6612900	3.69
15	GOEL CONTAINERS PVT. LTD.	1378682	0.77	1318682	0.74
16	HISSAR TUBES PVT. LTD.	700000	0.39	700000	0.39
17	HI-TECH MERCANTILE (INDIA) PVT. LTD.	2720695	1.52	2720695	1.52
18	NEW ERA COMMERCE & SECURITIES PVT. LTD.	215985	0.12	215900	0.12
19	OCEAN ISPAT PVT. LTD.	300000	0.17	300000	0.17
20	PAREEK OVERSEAS PVT. LTD.	623060	0.35	0	0.00
21	PRAKASH CAPITAL SERVICES LTD.	1508467	0.84	1508400	0.84
22	PRAKASH INDUSTRIAL FINANCE LTD.	904950	0.51	904950	0.51
23	PREMIER FINCAP PVT. LTD.	767000	0.43	767000	0.43
24	PRIME MERCANTILE PVT. LTD.	3701470	2.07	3103070	1.73
25	SAMYAK SECURITIES PVT. LTD.	1500000	0.84	1500000	0.84
26	SHREE LABH LAKSHMI CAPITAL SERVICES PVT. LTD.	2311471	1.29	2311471	1.29
27	STYLE LEASING & FINANCE PVT. LTD.	1114400	0.62	1114400	0.62
28	SUNVIN TRADING & INVESTMENT PVT. LTD.	242312	0.14	242312	0.14
29	TECHDRIVE SOFTWARE LTD	562550	0.31	0	0.00
30	TOOLS INDIA PVT. LTD.	900900	0.50	900900	0.50
31	UNITY MERCANTILE PVT. LTD.	251575	0.14	251500	0.14
32	VANSHI FARMS PVT. LTD.	3157900	1.76	3157900	1.76
33	VISION MERCANTILE PVT. LTD.	1866754	1.04	1866700	1.04
34	WELTER SECURITIES LTD.	5006666	2.80	3336666	1.86
35	CHAIBASA STEEL LLP	250000	0.14	250000	0.14
36	DHRUV COMMERCE LLP	1481000	0.83	574000	0.32
37	ESSENTIAL ELECTRONICS LLP	302100	0.17	302100	0.17
38	EVERSHINE MERCANTILE LLP	300000	0.17	300000	0.17
39	FOUR WINGS MARKETING LLP	300000	0.17	300000	0.17
40	HISSAR TUBES LLP	650012	0.36	650012	0.36
41	PREMIER FINCAP LLP	476480	0.27	476480	0.27
42	ROURKELA STEEL LLP	1427133	0.80	490600	0.27
43	SHIKHA MERCANTILE LLP	70600	0.04	70600	0.04
44	SPRING MERCANTILE LLP	500	0.00	0	0.00
45	SUNVIN TRADING & INVESTMENT LLP	1007688	0.56	925000	0.52
46	SUVARNA MARKETING LLP	95000	0.05	95000	0.05
TOTAL		75096397	41.93	57910728	32.34



GMK Builders Private Limited

Corp. Office: 3rd Floor, Golden Jubilee Plaza, Near Saraswati Hospital, Old Delhi Road,

Gurugram HR 122001

CIN: U74899PB1989PTC053067

E-mail: gmkbuilder1234@yahoo.in

13th April, 2023

Listing Department
BSE Ltd.
Phiroze Jeejeebhoy Towers
Dalal Street
Mumbai – 400001

Listing Department
National Stock Exchange of India Ltd
Exchange Plaza, 5th Floor, Plot No. C/1
G Block, Bandra-Kurla Complex,
Bandra (E), Mumbai - 400051

Company Code : 506022

Company Symbol : PRAKASH

Sub : **Disclosure under Regulation 31 of Securities and Exchange Board of India
(Substantial Acquisition of Shares and Takeovers) Regulations, 2011**

Dear Sir,

In terms of the provisions of Regulation 31 of the SEBI (Substantial Acquisition of Shares and Takeovers) Regulations, 2011, we being Promoter group entity of Prakash Industries Limited hereby enclosing the details of release of pledge shares in the prescribed format.

This is for your information and record please.

Thanking you,

Yours faithfully,
For **GMK Builders Private Limited**


Authorised Signatory

Encl : (2) as above


CC To :

Prakash Industries Ltd.
15 Km. Stone, Delhi Road,
Hissar – 125044

Disclosure by the Promoter(s) to the stock exchanges and to the Target Company for encumbrance of shares / invocation of encumbrance/ release of encumbrance, in terms of Regulation 31(1) and 31(2) of SEBI (Substantial Acquisition of Shares and Takeovers) Regulation, 2011

Name of the Target Company(TC)	PRAKASH INDUSTRIES LIMITED	
Names of the Stock Exchanges where the shares of the target company are listed	BSE Ltd. & National Stock Exchange of India Ltd.	
Date of reporting	13 April 2023	
Name of the promoter or PAC on whose shares encumbrance has been created/ released/invoked	GMK Builders Pvt. Ltd.	

Name of the promoter(s) or PACs with whom *	Promoter holding in the target company (1)		Promoter holding already encumbered (2)		Type of event		Date of creation/ release/ invocation of encumbrance		Type of encumbrance		Reasons for encumbrance		No. of shares		% of total share capital		Name of the entity in whose favour shares are encumbered	Post event holding of encumbered shares (creation [(2)+(3)] / release [(2)-(3)] / invocation [(1)-(3)])	
	No. of shares	% of total share capital	No. of shares	% of total share capital	(creation/ release/ invocation)	Date of creation/ release/ invocation of encumbrance	(pledge/ lien/ non disposal undetaking/ others)	Release of Security on Repayment of Loan	No. of shares	% of total share capital	No. of shares	% of total share capital	Lender : Indostar Capital Finance Ltd. Trustee : Catalyst Trusteeship Ltd.	No. of shares	% of total share capital				
GMK Builders Pvt. Ltd. *	8164800	4.56	6612900	3.69	Release	10.04.2023	Release of Pledge	Release of Security on Repayment of Loan	-1485000	-0.83	5127900	2.86							

for GMK Builders Pvt. Ltd.

 Authorised Signatory

Place : Gurugram
 Date : 13.04.2023

* The details of encumbrances of residual promoters as on 05.04.2023 enclosed herewith as Annexure 1 is an extract of the data available of the Target Company

PRAKASH INDUSTRIES LIMITED
Details of encumbrance of residual promoters as on 05.04.2023

Sr. No.	Name of the Shareholder	Total shares held		Shares pledged or otherwise encumbered	
		No. of shares held	As a % of total share capital	No. of shares held	As a % of total share capital
1	SHRI V.P. AGARWAL	20451072	11.42	10362890	5.79
2	V.P. AGARWAL (HUF)	2208644	1.23	2208644	1.23
3	SMT. MOHINI AGARWAL	1019856	0.57	1019856	0.57
4	SHRI VIKRAM AGARWAL	406500	0.23	406500	0.23
5	SHRI KANHA AGARWAL	18540	0.01	0	0.00
6	AIRCON TRADEX PVT. LTD.	611800	0.34	525800	0.29
7	AMBROSIA COMMERCE PVT. LTD.	1936500	1.08	1936500	1.08
8	DHRUV COMMERCE PVT. LTD.	300500	0.17	300500	0.17
9	ESSENTIAL ELECTRONICS PVT. LTD.	597300	0.33	597300	0.33
10	EVERSHINE MERCANTILE PVT. LTD.	1621700	0.91	1621700	0.91
11	EXCEL FINCAP PVT. LTD.	102135	0.06	102100	0.06
12	FOCUS SECURITIES & CREDITS PVT. LTD.	1460000	0.82	1460000	0.82
13	FOUR WINGS MARKETING PVT. LTD.	101700	0.06	101700	0.06
14	GOEL CONTAINERS PVT. LTD.	1378682	0.77	1318682	0.74
15	HISSAR TUBES PVT. LTD.	700000	0.39	700000	0.39
16	HI-TECH MERCANTILE (INDIA) PVT. LTD.	2720695	1.52	2720695	1.52
17	NEW ERA COMMERCE & SECURITIES PVT. LTD.	215985	0.12	215900	0.12
18	OCEAN ISPAT PVT. LTD.	300000	0.17	300000	0.17
19	PAREEK OVERSEAS PVT. LTD.	623060	0.35	0	0.00
20	PRAKASH CAPITAL SERVICES LTD.	1508467	0.84	1508400	0.84
21	PRAKASH INDUSTRIAL FINANCE LTD.	904950	0.51	904950	0.51
22	PREMIER FINCAP PVT. LTD.	767000	0.43	767000	0.43
23	PRIMENET GLOBAL LTD.	2470500	1.38	2470500	1.38
24	PRIME MERCANTILE PVT. LTD.	3701470	2.07	3103070	1.73
25	SAMYAK SECURITIES PVT. LTD.	1500000	0.84	1500000	0.84
26	SHREE LABH LAKSHMI CAPITAL SERVICES PVT. LTD.	2311471	1.29	2311471	1.29
27	STYLE LEASING & FINANCE PVT. LTD.	1114400	0.62	1114400	0.62
28	SUNVIN TRADING & INVESTMENT PVT. LTD.	242312	0.14	242312	0.14
29	TECHDRIVE SOFTWARE LTD	562550	0.31	0	0.00
30	TOOLS INDIA PVT. LTD.	900900	0.50	900900	0.50
31	UNITY MERCANTILE PVT. LTD.	251575	0.14	251500	0.14
32	VANSHI FARMS PVT. LTD.	3157900	1.76	3157900	1.76
33	VISION MERCANTILE PVT. LTD.	1866754	1.04	1866700	1.04
34	WELTER SECURITIES LTD.	5006666	2.80	3336666	1.86
35	CHAIBASA STEEL LLP	250000	0.14	250000	0.14
36	DHRUV COMMERCE LLP	1481000	0.83	574000	0.32
37	ESSENTIAL ELECTRONICS LLP	302100	0.17	302100	0.17
38	EVERSHINE MERCANTILE LLP	300000	0.17	300000	0.17
39	FOUR WINGS MARKETING LLP	300000	0.17	300000	0.17
40	HISSAR TUBES LLP	650012	0.36	650012	0.36
41	PREMIER FINCAP LLP	476480	0.27	476480	0.27
42	ROURKELA STEEL LLP	1427133	0.80	490600	0.27
43	SHIKHA MERCANTILE LLP	70600	0.04	70600	0.04
44	SPRING MERCANTILE LLP	500	0.00	0	0.00
45	SUNVIN TRADING & INVESTMENT LLP	1007688	0.56	925000	0.52
46	SUVARNA MARKETING LLP	95000	0.05	95000	0.05
	TOTAL	69402097	38.75	53768328	30.02

HISSAR TUBES PVT.LTD.

Regd. Office: N, 3 RD Floor Old Delhi Raod, Golden Jublee Plaza Gurugram 122001
CIN . U25112HR1974PTC007207
Email ID : gopaltg@gmail.com

13th April, 2023

Listing Department
BSE Ltd.
Phiroze Jeejeebhoy Towers
Dalal Street
Mumbai – 400001

Listing Department
National Stock Exchange of India Ltd
Exchange Plaza, 5th Floor, Plot No. C/1
G Block, Bandra-Kurla Complex,
Bandra (E), Mumbai - 400051

Company Code : 506022

Company Symbol : PRAKASH

**Sub : Disclosure under Regulation 31 of Securities and Exchange Board of India
(Substantial Acquisition of Shares and Takeovers) Regulations, 2011**

Dear Sir,

In terms of the provisions of Regulation 31 of the SEBI (Substantial Acquisition of Shares and Takeovers) Regulations, 2011, we being Promoter group entity of Prakash Industries Limited hereby enclosing the details of release of pledge shares in the prescribed format.

This is for your information and record please.

Thanking you,

Yours faithfully,
For **Hissar Tubes Private Limited**



Authorised Signatory

Encl : (2) as above


CC To :

Prakash Industries Ltd.
15 Km. Stone, Delhi Road,
Hissar – 125044

Disclosure by the Promoter(s) to the stock exchanges and to the Target Company for encumbrance of shares / invocation of encumbrance/ release of encumbrance, in terms of Regulation 31(1) and 31(2) of SEBI (Substantial Acquisition of Shares and Takeovers) Regulation, 2011

Name of the Target Company(TC)	PRAKASH INDUSTRIES LIMITED	
Names of the Stock Exchanges where the shares of the target company are listed	BSE Ltd. & National Stock Exchange of India Ltd.	
Date of reporting	13 April 2023	
Name of the promoter or PAC on whose shares encumbrance has been created/ released/invoked	Hissar Tubes Pvt. Ltd.	

Name of the promoter(s) or PACs with whom *	Promoter holding in the target company (1)	No. of shares	% of total share capital	Promoter holding encumbered (2)	% of total share capital	Type of event (creation/ release/ invocation)	Date of creation/ release/ invocation of encumbrance	Type of encumbrance (pledge/ lien/ non disposal undertaking/ others)	Reasons for encumbrance	Details of events pertaining to encumbrance (3)			Post event holding of encumbered shares (creation [(2)+(3)] / release [(2)-(3)] / invocation [(1)-(3)])	
										No. of shares	% of total share capital	Name of the entity in whose favour shares are encumbered		
Hissar Tubes Pvt. Ltd. *		7000000	0.39	700000	0.39	Release	10.04.2023	Release of Pledge	Release of Security on Repayment of Loan	-700000	-0.39	Lender : Indostar Capital Finance Ltd. Trustee : Catalyst Trusteeship Ltd.	0	0.00

for Hissar Tubes Pvt. Ltd.

 Authorised Signatory

Place : Gurugram
 Date : 13.04.2023

* The details of encumbrances of residual promoters as on 05.04.2023 enclosed herewith as Annexure 1 is an extract of the data available of the Target Company

PRAKASH INDUSTRIES LIMITED
Details of encumbrance of residual promoters as on 05.04.2023

Sr. No.	Name of the Shareholder	Total shares held		Shares pledged or otherwise encumbered	
		No. of shares held	As a % of total share capital	No. of shares held	As a % of total share capital
1	SHRI V.P. AGARWAL	20451072	11.42	10362890	5.79
2	V.P. AGARWAL (HUF)	2208644	1.23	2208644	1.23
3	SMT. MOHINI AGARWAL	1019856	0.57	1019856	0.57
4	SHRI VIKRAM AGARWAL	406500	0.23	406500	0.23
5	SHRI KANHA AGARWAL	18540	0.01	0	0.00
6	AIRCON TRADEX PVT. LTD.	611800	0.34	525800	0.29
7	AMBROSIA COMMERCE PVT. LTD.	1936500	1.08	1936500	1.08
8	DHRUV COMMERCE PVT. LTD.	300500	0.17	300500	0.17
9	ESSENTIAL ELECTRONICS PVT. LTD.	597300	0.33	597300	0.33
10	EVERSHINE MERCANTILE PVT. LTD.	1621700	0.91	1621700	0.91
11	EXCEL FINCAP PVT. LTD.	102135	0.06	102100	0.06
12	FOCUS SECURITIES & CREDITS PVT. LTD.	1460000	0.82	1460000	0.82
13	FOUR WINGS MARKETING PVT. LTD.	101700	0.06	101700	0.06
14	GMK BUILDERS PVT. LTD.	8164800	4.56	6612900	3.69
15	GOEL CONTAINERS PVT. LTD.	1378682	0.77	1318682	0.74
16	HI-TECH MERCANTILE (INDIA) PVT. LTD.	2720695	1.52	2720695	1.52
17	NEW ERA COMMERCE & SECURITIES PVT. LTD.	215985	0.12	215900	0.12
18	OCEAN ISPAT PVT. LTD.	300000	0.17	300000	0.17
19	PAREEK OVERSEAS PVT. LTD.	623060	0.35	0	0.00
20	PRAKASH CAPITAL SERVICES LTD.	1508467	0.84	1508400	0.84
21	PRAKASH INDUSTRIAL FINANCE LTD.	904950	0.51	904950	0.51
22	PREMIER FINCAP PVT. LTD.	767000	0.43	767000	0.43
23	PRIMENET GLOBAL LTD.	2470500	1.38	2470500	1.38
24	PRIME MERCANTILE PVT. LTD.	3701470	2.07	3103070	1.73
25	SAMYAK SECURITIES PVT. LTD.	1500000	0.84	1500000	0.84
26	SHREE LABH LAKSHMI CAPITAL SERVICES PVT. LTD.	2311471	1.29	2311471	1.29
27	STYLE LEASING & FINANCE PVT. LTD.	1114400	0.62	1114400	0.62
28	SUNVIN TRADING & INVESTMENT PVT. LTD.	242312	0.14	242312	0.14
29	TECHDRIVE SOFTWARE LTD	562550	0.31	0	0.00
30	TOOLS INDIA PVT. LTD.	900900	0.50	900900	0.50
31	UNITY MERCANTILE PVT. LTD.	251575	0.14	251500	0.14
32	VANSHI FARMS PVT. LTD.	3157900	1.76	3157900	1.76
33	VISION MERCANTILE PVT. LTD.	1866754	1.04	1866700	1.04
34	WELTER SECURITIES LTD.	5006666	2.80	3336666	1.86
35	CHAIBASA STEEL LLP	250000	0.14	250000	0.14
36	DHRUV COMMERCE LLP	1481000	0.83	574000	0.32
37	ESSENTIAL ELECTRONICS LLP	302100	0.17	302100	0.17
38	EVERSHINE MERCANTILE LLP	300000	0.17	300000	0.17
39	FOUR WINGS MARKETING LLP	300000	0.17	300000	0.17
40	HISSAR TUBES LLP	650012	0.36	650012	0.36
41	PREMIER FINCAP LLP	476480	0.27	476480	0.27
42	ROURKELA STEEL LLP	1427133	0.80	490600	0.27
43	SHIKHA MERCANTILE LLP	70600	0.04	70600	0.04
44	SPRING MERCANTILE LLP	500	0.00	0	0.00
45	SUNVIN TRADING & INVESTMENT LLP	1007688	0.56	925000	0.52
46	SUVARNA MARKETING LLP	95000	0.05	95000	0.05
TOTAL		76866897	42.92	59681228	33.33